



prime
**THURSDAY
NIGHT
FOOTBALL**

GAME 10

WEEKLY RELEASE



THURSDAY, NOVEMBER 17, 2022 | 7:15 P.M. CT



TENNESSEE TITANS

PRESS RELEASE

ASCENSION SAINT THOMAS SPORTS PARK | 460 Great Circle Road | Nashville, TN 37228 | 615-565-4100 | TennesseeTitans.com | @Titans

ROBBIE BOHREN Vice President of Football Communications | DWIGHT SPRADLIN Director of Media Relations
JARED PUFFER Media Relations Manager | KIM SMITH Media Relations Coordinator

FOR IMMEDIATE RELEASE

NOVEMBER 14, 2022



TITANS TRAVEL TO GREEN BAY FOR THURSDAY NIGHT FOOTBALL



Tennessee Titans (6-3) at Green Bay Packers (4-6)

Thursday, Nov. 17, 2022 • 7:15 p.m. CST • Lambeau Field • Green Bay, Wis. • TV: Prime Video & WTVF-5

NASHVILLE — The Tennessee Titans (6-3) travel to Green Bay this week to face the Packers (4-6) in primetime for the second time in three seasons. Kickoff at historic Lambeau Field (capacity 81,041) is scheduled for 7:15 p.m. CST on Thursday, Nov. 17.

The Titans and Packers last met on a snowy Sunday night at Lambeau Field on Dec. 27, 2020. The Packers prevailed 40-14 to narrow the Titans' all-time lead in the series to 7-6. Although the Titans are 4-3 all-time at Green Bay, they are in search of their first victory there since 2004.



2022 TITANS SCHEDULE

REGULAR SEASON

Day	Date	Opponent	Kickoff/Result	TV/Score
Sun	9/11	N.Y. GIANTS	L	20-21
Mon	9/19	at Buffalo	L	7-41
Sun	9/25	LAS VEGAS	W	24-22
Sun	10/2	at Indianapolis	W	24-17
Sun	10/9	at Washington	W	21-17
Sun	10/16	BYE		
Sun	10/23	INDIANAPOLIS	W	19-10
Sun	10/30	at Houston	W	17-10
Sun	11/6	at Kansas City	L (OT)	17-20
Sun	11/13	DENVER	W	17-10
Thu	11/17	at Green Bay	7:15 p.m.	Prime Video
Sun	11/27	CINCINNATI	Noon*	CBS
Sun	12/4	at Philadelphia	Noon*	FOX
Sun	12/11	JACKSONVILLE	Noon*	CBS
Sun	12/18	at L.A. Chargers	3:25 p.m.*	CBS
Sat	12/24	HOUSTON	Noon*	CBS
Thu	12/29	DALLAS	7:15 p.m.	Prime Video
Sat/Sun	1/7-1/8	at Jacksonville	TBD	TBD

All kickoff times Central * Time, TV subject to change
All games on Titans Radio Network (flagship 104.5 The Zone)

AFC SOUTH STANDINGS

TEAM	W	L	T	PCT	CONF	DIV
Tennessee Titans	6	3	0	.667	5-2-0	3-0-0
Indianapolis Colts	4	5	1	.450	4-4-1	1-3-1
Jacksonville Jaguars	3	7	0	.300	3-4-0	1-2-0
Houston Texans	1	7	1	.167	1-4-1	1-1-1

LAST WEEK: Jax 17 at KC 27, Hou 16 at NYG 24, Den 10 at Ten 17, Ind 25 at LV 20

THIS WEEK (central time): Ten at GB (Thu 7:15), Was at Hou (Sun 12:00), Phi at Ind (Sun 12:00), Jax (bye)

NEXT WEEK (central time): Bal at Jax (Sun 12:00), Hou at Mia (Sun 12:00), Cin at Ten (Sun 12:00), Pit at Ind (Mon 7:15)

THE BROADCAST

The contest will be streamed on Prime Video. In Nashville, fans can watch over the air on WTVF NewsChannel 5. The broadcast team includes play-by-play announcer **Al Michaels**, analyst **Kirk Herbstreit** and reporter **Kaylee Hartung**.

On phones and tablets, the newly-launched NFL+ subscription service offers [access to all local games and all primetime games](#), live local and national audio for every NFL game, and more.

The Titans Radio Network and Nashville flagship 104.5 The Zone carry all Titans games across the Mid-South with the "Voice of the Titans" **Mike Keith**, analyst **Dave McGinnis**, sideline reporter **Amie Wells** and gameday host **Rhett Bryan**.

Additionally, Westwood One Sports will broadcast the game to a national radio audience. Play-by-play announcer **Kevin Kugler** and analyst **Ben Leber** have the call.

TITANS WIN FOR SIXTH TIME IN SEVEN GAMES

The Titans hosted the Denver Broncos last week, and after falling behind 10-0 in the first half, they scored the game's final 17 points to win 17-10. For the third consecutive season, they have won at least six times in their first nine games.

The Titans defense kept the Broncos off the scoreboard in the second half, totaled six sacks, and got a game-clinching interception by cornerback **Terrance Mitchell** in the final 20 seconds of the fourth quarter. The six sacks were the most in the regular season since **Mike Vrabel** became head coach in 2018, and the performance gave the defense six consecutive games with three or more sacks, which is the franchise's longest such streak since 1979.

After missing two games with an ankle injury, quarterback **Ryan Tannehill** returned to the starting lineup and passed for 255 yards and a pair of touchdowns to wide receiver **Nick Westbrook-Ikhine**. Tannehill now has more wins—35 in the regular season and 37 including playoffs—than any other Titans/Oilers starting quarterback in his first four seasons with the organization.

Westbrook-Ikhine registered a career-high 119 receiving yards on five catches while notching his first career two-touchdown game.

THE PACKERS

After a three-game road swing, the Packers were back home last week to host the Dallas Cowboys. Despite a 14-point deficit in the fourth quarter, they rallied to send the game to overtime and then used a 28-yard field goal in the extra period to clinch a 31-28 victory. It ended the Packers' five-game losing streak.

Packers quarterback **Aaron Rodgers** is the reigning Associated Press Most Valuable Player. He secured the league's top honor in 2021 for the fourth time in his career and for the second consecutive year. Only **Peyton Manning** (five) has more league MVP awards in NFL history than Rodgers. In 2022, Rodgers has passed for 2,315 yards and 17 touchdowns with seven interceptions.

Green Bay is led by head coach **Matt LaFleur**, who was hired to his current post in 2019 after spending the 2018 season as Titans offensive coordinator under head coach **Mike Vrabel**. In his first three seasons at the helm, LaFleur guided Green Bay to three NFC North titles and 39 wins in the regular season—the most in NFL history by a coach in his first three campaigns.

GAME INFORMATION

Date of Game Thursday, Nov. 17, 2022
Kickoff Time 7:15 p.m. CST
Venue Lambeau Field
Location Green Bay, Wis.
Opened in 1957
Surface SISGrass
Capacity 81,041

Visiting Team Tennessee Titans (6-3)

Website www.TennesseeTitans.com
Media Guide www.TennesseeTitans.com/Media
Franchise since 1960 (1960-96 Houston Oilers; 1997-98 Tennessee Oilers)
Ownership Amy Adams Strunk (Chairman, Board of Directors); Kenneth S. Adams, IV (Board of Directors); Barclay Adams; Susan Lewis
President/CEO Burke Nihill
EVP/General Manager Jon Robinson
Head Coach Mike Vrabel (since 2018)
Defensive Coordinator Shane Bowen
Offensive Coordinator Todd Downing
2022 NFL Offensive Rank 32 (Total), 9 (Rush), 31 (Pass)
2022 NFL Defensive Rank 23 (Total), 2 (Rush), 31 (Pass)

Home Team Green Bay Packers (4-6)

Website www.packers.com
Franchise since 1919
President & CEO Mark Murphy
General Manager Brian Gutekunst
Head Coach Matt LaFleur (since 2019)
Offensive Coordinator Adam Stenavich
Special Teams Coordinator Rich Bisaccia
Defensive Coordinator Joe Barry
2022 NFL Offensive Rank 13 (Total), 12 (Rush), 16 (Pass)
2022 NFL Defensive Rank 9 (Total), 26 (Rush), 3 (Pass)

Referee Bill Vinovich

Television Prime Video

In Nashville WTVF NewsChannel 5
Mobile* Prime Video, NFL+
** Subscription required*

Play-by-Play Al Michaels
Analyst Kirk Herbstreit
Reporter Kaylee Hartung

Radio Titans Radio Network

Flagship WGFX 104.5 FM-The Zone
Satellite Radio Sirius 81, XM 226, SiriusXM 226 (Internet 830)
Play-by-Play Mike Keith
Analyst Dave McGinnis
Gameday Host Rhett Bryan
Reporter Amie Wells

National Radio Westwood One Sports

Play-by-Play Kevin Kugler
Analyst Ben Leber



SERIES AT A GLANCE

- Overall series (regular & postseason): **Titans lead 7-6**
- Regular season series: **Titans lead 7-6**
- Postseason series: **None**
- Total points: **Titans 314, Packers 309**
- Current streak: **One win by Packers**
- Titans at home vs. Packers: **3-3**
- Titans on road vs. Packers: **4-3**
- Longest winning streak by Titans: **3 (2001-08)**
- Longest losing streak by Titans: **2 (1992-98)**
- Titans vs. Packers at Nissan Stadium: **3-0**
- Last time at Nissan Stadium: **Packers 25 at TITANS 47 (11-13-16)**
- Titans vs. Packers at Lambeau Field: **4-3**
- Last time at Lambeau Field: **Titans 14 at PACKERS 40 (12-27-20)**
- First time: **PACKERS 23 at Oilers 10 (11-19-72)**
- Mike Vrabel's record vs. Packers: **0-1**
- Matt LaFleur's record vs. Titans: **1-0**
- Mike Vrabel's record vs. Matt LaFleur: **0-1**

A TITANS VICTORY WOULD ...

- **Mark the third consecutive season the Titans have been 7-3 or better after 10 games.**
- **Improve Mike Vrabel's career record to 50-30 as a head coach, including regular season and playoffs. He would join Jeff Fisher (147) and Bum Phillips (59) as the franchise's only head coaches to reach 50 career wins.**
- **Improve QB Ryan Tannehill's combined starting record in the regular season and playoffs to 80-64, including a 38-18 record with the Titans.**
- **Give the Titans two consecutive victories on Thursday Night Football.**



GAME PREVIEW

TEAM NOTES

PLAYER NOTES

MEDIA

STATISTICS

ROSTERS

QUICK CLICKS

From Last Week's Game

[Game Center](#)

[Gamebook \(PDF\)](#)

[Watch Highlights](#)

[Postgame Press Conference Video: Mike Vrabel](#)

[Jim Wyatt: Six Things That Stood Out](#)

[Game Photos](#)

Titans Information

[The Stadium Project](#)

[Titans 2022 Media Guide](#)

[Titans Tickets](#)

[Titans in the Community](#)

[Nissan Stadium Information](#)

[Titans Podcasts](#)

WHAT TO LOOK FOR THIS WEEK

THE TITANS DEFENSE

- Enters the week with a streak of six consecutive games with at least three sacks. A seventh straight game with three or more sacks would be the franchise's longest streak within a season since a seven-game run in 1976.
- Enters the week with a streak of seven consecutive games with at least one interception. An eighth straight game with an interception would be the team's longest streak since it had eight consecutive games with at least one interception in 2010.

DL DENICO AUTRY

- Needs two sacks to match his career high of nine sacks in a season (2018 and 2021).

S KEVIN BYARD

- With 24 career interceptions, he needs one interception to tie **Michael Griffin** and **Ken Houston** (25) for eighth place all-time for the franchise. He would tie Griffin for the most interceptions for the franchise during its "Titans era" (1999–present).

DE MARIO EDWARDS JR.

- Can record his third consecutive game with at least one sack.

RB DERRICK HENRY

- Needs 77 rushing yards (923 in 2022) for his fourth career season to reach 1,000.
- Can record his 34th career 100-yard rushing game, including regular season (31) and playoffs (three).
- Can register his fifth consecutive road game with at least 100 rushing yards.
- Needs one rushing touchdown to reach 10 for the season and join **LaDainian Tomlinson** (nine), **Adrian Peterson** (seven), **Shaun Alexander** (five) and **Michael Turner** (five) as the only players in NFL history to rush for at least 10 touchdowns in five consecutive seasons.

QB RYAN TANNEHILL

- Can record his 25th career 300-yard passing game and his ninth such performance since joining the Titans in 2019. Nine 300-yard games with the Titans would put him ahead of **Marcus Mariota** (eight) for fourth place in franchise history.
- Can record his fifth consecutive start with no interceptions, which would be the longest streak of his career. It would be the longest streak by a Titans starting quarterback since **Marcus Mariota's** seven straight games from 2018 to 2019.

DE DeMARCUS WALKER

- Can record his fourth consecutive game with at least one sack.

WR ROBERT WOODS

- Needs six receptions (594 career) to reach 600 career receptions.

SERIES HISTORY

There have been only 13 all-time matchups between the Titans and Packers.

The last time the Titans and Packers last clashed at Lambeau Field was Sunday night, Dec. 27, 2020, a day in which the temperature at kickoff was 28 degrees and a layer of snow blanketed the turf. Packers quarterback **Aaron Rodgers** was unfazed, passing for 231 yards and four touchdowns, including three touchdown passes to wide receiver **Davante Adams**. Rookie running back **A.J. Dillon** added 124 rushing yards and two scores, and the Packers rolled to a 40-14 finish.

The Titans, who hold a 7-6 advantage in the series, have won the only three meetings that have been played at Nissan Stadium, including the most recent game on Nov. 13, 2016. The Titans won by a final score of 47-25, tying for the 11th best single-game point total in Titans/Oilers history and recording the club's biggest output since a 47-point outing versus the St. Louis Rams on Dec. 13, 2009. Titans quarterback **Marcus Mariota** threw for 295 yards, four touchdowns and no interceptions (149.8 passer rating) in the win.

On Nov. 2, 2008, the two clubs went to overtime in a memorable tilt in Nashville. **Rob Bironas** made a 41-yard field goal in overtime to give the Titans the win after hitting the upright on a 47-yard attempt at the end of regulation.

Overall, each team has fared slightly better on the road than at home against the other, with the Titans owning a 4-3 record at Lambeau Field and the Packers building a 3-3 record at Houston/Tennessee. The trend began with the first ever Oilers-Packers game on Nov. 19, 1972, three seasons into the NFL-AFL merger. In that game, played at the Houston Astrodome, the Packers won 23-10.

The two clubs have played nearly as many times in the preseason as the regular season. In 12 matchups, the Titans lead the preseason series 8-4.

ALL-TIME SERIES RESULTS

TITANS vs. PACKERS

Titans lead 7-6

Date	Site	W/L	Score
11-19-72	Hou	L	10-23
9-25-77	GB	W	16-10
12-14-80	GB	W	22-3
9-4-83	Hou	L	38-41 (OT)
9-7-86	GB	W	31-3
12-13-92	Hou	L	14-16
12-20-98	GB	L	22-30
12-16-01	Tenn	W	26-20
10-11-04	GB	W	48-27
11-02-08	Ten	W	19-16 (OT)
12-23-12	GB	L	7-55
11-13-16	Ten	W	47-25
12-27-20	GB	L	14-40



MOST RECENT MATCHUPS

2008 Week 9 • Nov. 2, 2008 • Packers 16 at TITANS 19 (OT)

After his potential game-winning, 47-yard field goal bounces off the right upright on the final play of regulation, kicker Rob Bironas nails a 41-yarder in overtime for the win ... Chris Johnson accounts for 45 of the Titans' 55 yards in the 10-play, overtime drive—the only possession in overtime ... Despite allowing 390 total yards, the Titans defense makes two fourth-down stops and keeps the Packers out of the end zone on three of four trips to the red zone, including an interception in the end zone by safety Chris Hope.

2012 Week 16 • Dec. 23, 2012 • Titans 7 at PACKERS 55

The Packers score the game's first 55 points before Jake Locker completes a two-yard touchdown pass to Kenny Britt ... The Titans suffer the third-highest margin of defeat in team history ... Aaron Rodgers passes for 342 yards and three touchdowns and scores one of Green Bay's four rushing touchdowns ... Ryan Grant adds two rushing touchdowns for the Packers, who win the net yardage battle 460 to 180.

2016 Week 10 • Nov. 13, 2016 • Packers 25 at TITANS 47

Marcus Mariota passes for 295 and four touchdowns ... The Titans score the game's first 21 points in the first quarter ... DeMarco Murray scores on a 75-yard run on the Titans' first offensive play ... Murray totals 123 rushing yards and also throw a 10-yard touchdown pass to Delanie Walker ... Aaron Rodgers passes for 371 yards but throws two interceptions and is sacked five times ... The Titans' 47 points are their most in a game since 2009.

2020 Week 16 • Dec. 27, 2020 • Titans 14 at PACKERS 40

In a primetime, snowy showdown featuring two of the NFL's top three scoring teams entering the game, the Packers score the game's first 19 points and never waver ... The Titans narrow the deficit to 19-14 early in the third quarter after a 45-yard Ryan Tannehill touchdown run, but it is their last score of the day ... Aaron Rodgers throws three touchdown passes, including three touchdowns to Davante Adams (142 yards) ... Packers running back AJ Dillon rushes for 124 yards and two scores, while the Packers defense limits Derrick Henry to 98 yards on 23 rushing attempts.



NOTABLE PERFORMANCES VS. THE PACKERS

DB ANDREW ADAMS

- On 1/24/21 at Green Bay in the NFC Championship, Adams tallied a postseason-career-high five tackles while with the Tampa Bay Buccaneers.

S KEVIN BYARD

- On 11/13/16 against Green Bay, Byard made his first career start and led the team with nine tackles and one third-down sack of Packers QB Aaron Rodgers as a rookie.

LB ZACH CUNNINGHAM

- On 10/25/20 against Green Bay, Cunningham tallied 11 tackles while with the Houston Texans.

RB DERRICK HENRY

- On 12/27/20 at Green Bay, Henry carried the ball 23 times for 98 yards.

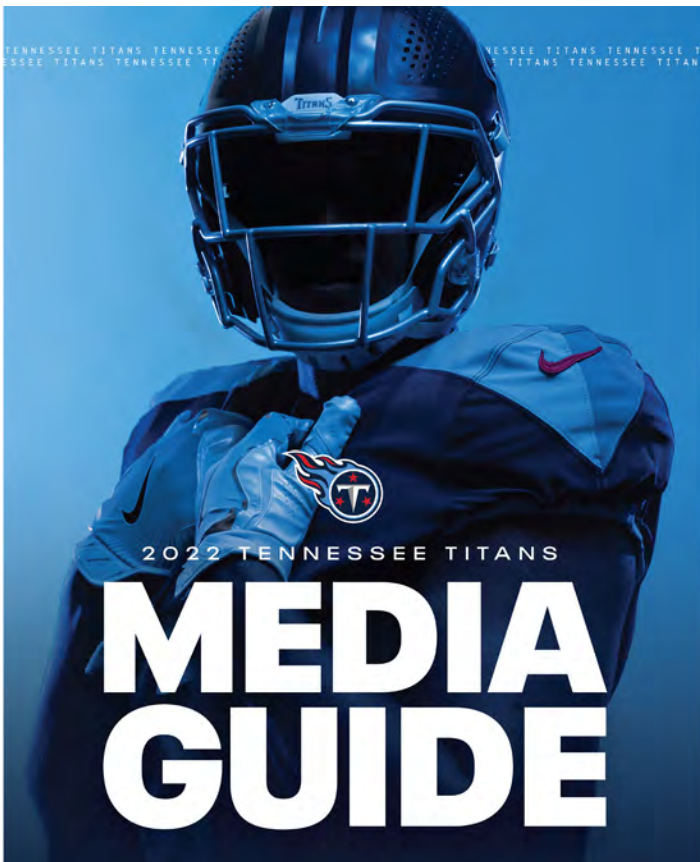
TE AUSTIN HOOPER

- On 10/30/16 against Green Bay, rookie Hooper made five catches for 41 yards while with the Atlanta Falcons.
- On 1/22/17 against Green Bay in the NFC Championship, Hooper caught two passes for 23 yards during his tenure as a Falcon.

WR ROBERT WOODS

- On 10/28/18 against Green Bay, Woods caught five passes for 70 yards while with the Los Angeles Rams.
- On 1/16/21 at Green Bay in the Divisional Round, Woods made eight catches for 48 yards as a member of the Rams.

**WITH A 14-5 RECORD
AGAINST NFC OPPONENTS
SINCE 2018, THE TITANS'
.737 INTERCONFERENCE
WINNING PERCENTAGE IS
TIED FOR THIRD IN THE NFL**



Click to access the 2022 Titans Media Guide

TITANS-PACKERS: THE LAST MEETING



Week 16: Titans 14, Packers 40
Sunday, Dec. 27, 2020 • 7:20 p.m. CT • Lambeau Field



In Week 16 of the 2020 season, the Titans traveled to Green Bay to face the Packers on Sunday Night Football and lost by a score of 40-14.

Green Bay got on the board on their opening possession and never relinquished the lead. Packers QB **Aaron Rodgers** led his team on an eight-play, 60-yard scoring drive that culminated in a five-yard touchdown pass to Packers WR **Davante Adams**, but the extra point attempt was no good as Green Bay took a 6-0 lead.

Green Bay extended the lead in the second quarter with touchdowns on back-to-back possessions. First, Rodgers guided the Packers on an 80-yard drive that ended with a 21-yard touchdown pass to Packers WR **Equanimeous St. Brown**. Green Bay elected to attempt a two-point conversion, but the rush was unsuccessful, 12-0. On the ensuing Titans possession, QB **Ryan Tannehill** was intercepted and Green Bay took possession at the Tennessee 34-yard line. The Packers capitalized on the turnover as Rodgers connected with Adams for a seven-yard touchdown and a 19-0 lead.

Later in the second quarter, the Titans got on the board after a 10-play scoring drive. WR **A.J. Brown** caught two first-down passes to help move the chains before Tannehill threw a 12-yard touchdown to TE **Jonnu Smith** to make it 19-7.

Tennessee began the second half with possession of the ball and quickly doubled their points scored with a five-play scoring drive. Tannehill threw a first-down pass to Brown before taking the ball into the end zone himself with a 45-yard touchdown rush. The Titans cut into Green Bay's lead, 19-14. However, the Packers immediately responded with a touchdown on their next possession. Packers RB **Aaron Jones** broke free for a 59-yard gain to set up an eight-yard touchdown pass from Rodgers to Adams as Green Bay extended the lead, 26-14. Later in the third quarter, Green Bay added another score on a 74-yard scoring drive. Facing a fourth-and-one at the Tennessee 30-yard line, Packers RB **AJ Dillon** took the ball into the end zone for a 30-yard rushing touchdown to give Green Bay a 33-14 advantage.

In the fourth quarter, the Packers tacked on a final touchdown as Dillon found the end zone for a seven-yard touchdown to make it a 40-14 game and hand the Titans a road loss in Green Bay.

SCORING

	1	2	3	4	Final
Tennessee	0	7	7	0	14
Green Bay	6	13	14	7	40

TEAM SCORING PLAY

TEAM	SCORING PLAY	TIME
Packers	D.Adams 5 yd. pass from A.Rodgers (kick failed, wl)	1-9:55
Packers	E.St. Brown 21 yd. pass from A.Rodgers (run failed)	2-14:54
Packers	D.Adams 7 yd. pass from A.Rodgers (M.Crosby kick)	2-10:46
Titans	J.Smith 12 yd. pass from R.Tannehill (S.Gostkowski kick)	2-0:37
Titans	R.Tannehill 45 yd. run (S.Gostkowski kick)	3-12:01
Packers	D.Adams 8 yd. pass from A.Rodgers (M.Crosby kick)	3-10:27
Packers	A.Dillon 30 yd. run (M.Crosby kick)	3-3:35
Packers	A.Dillon 7 yd. run (M.Crosby kick)	4-2:25

Missed FGs: None
Attendance: 0
Time of Game: 2:46
Weather: 28°, Snow, wind N 15 mph
Referee: Brad Allen

[CLICK TO WATCH HIGHLIGHTS](#)



TEAM STATISTICS

	Titans	Packers
TOTAL FIRST DOWNS	15	27
THIRD DOWN EFFICIENCY	5-11-45%	4-8-50%
FOURTH DOWN EFFICIENCY	0-1-0%	1-2-50%
TOTAL NET YARDS	260	448
Plays - Avg.	55-4.7	63-7.1
NET YARDS RUSHING	156	234
Rushes - Avg.	27-5.8	37-6.3
NET YARDS PASSING	104	214
Sacks - Yards Lost	2-17	1-17
PASS ATT-COMP-INT	26-11-2	25-21-1
PUNTS - Avg.	4-43.5	0-0.0
Net Punting Average	38.5	0.0
PUNT RETURNS - Yards	0-0	0-0
KICKOFF RETURNS - Yards	6-145	2-35
INTERCEPTIONS - Yards	1-3	2-19
PENALTIES Number and Yards	3-15	0-0
FUMBLES - Lost	1-0	1-0
TOUCHDOWNS	2	6
EXTRA POINTS Made-Attempts	2-2	4-6
FIELD GOALS Made-Attempts	0-0	0-0
RED ZONE EFFICIENCY	1-2-50%	4-5-80%
GOAL TO GO EFFICIENCY	0-0-0%	4-4-100%
SAFETIES	0	0
GIVEAWAYS	2	1
TAKEAWAYS	1	2
TIME OF POSSESSION	23:23	36:37

TITANS STARTERS

OFFENSE		DEFENSE	
WR 84	C.Davis	DE 93	T.Tart
TE 81	J.Smith	NT 90	D.Jones
LT 72	D.Quessenberry	DT 98	J.Simmons
LG 76	R.Saffold III	OLB 42	B.Reed
C 60	B.Jones	ILB 54	R.Evans
RG 64	N.Davis	ILB 51	D.Long Jr.
RT 71	D.Kelly	OLB 58	H.Landry III
TE 87	G.Swaim	CB 25	A.Jackson
WR 11	A.Brown	SS 24	K.Vaccaro
QB 17	R.Tannehill	FS 31	K.Byard
RB 22	D.Henry	CB 21	M.Butler

PACKERS STARTERS

OFFENSE		DEFENSE	
WR 17	D.Adams	DE 94	D.Lowry
LT 69	D.Bakhtiari	NT 97	K.Clark
LG 74	E.Jenkins	DE 96	K.Keke
C 63	C.Linsley	OLB 91	P.Smith
RG 77	B.Turner	ILB 58	C.Kirksey
RT 71	R.Wagner	ILB 51	K.Barnes
TE 89	M.Lewis	OLB 55	Z.Smith
TE 49	D.Dafney	CB 23	J.Alexander
WR 13	A.Lazard	CB 20	K.King
QB 12	A.Rodgers	S 31	A.Amos
RB 33	A.Jones	S 26	D.Savage

TITANS INDIVIDUAL STATISTICS

Rushing	Att	Yds	Avg	Lg	TD
D.Henry	23	98	4.3	10	0
R.Tannehill	3	55	18.3	45	1
D.Evans	1	3	3.0	3	0
Total	27	156	5.8	45	1

Passing	Att	Cmp	Yds	TD	Lg	IN	Rt
R.Tannehill	24	11	121	1	19	2	40.5
L.Woodside	2	0	0	0	0	0	39.6
Total	26	11	121	1	19	2	37.5

Receiving	No	Yds	Avg	Lg	TD
A.Brown	4	43	10.8	12	0
J.Smith	3	30	10.0	12	1
N.Westbrook-Ikhine	1	19	19.0	19	0
C.Batson	1	12	12.0	12	0
A.Firkser	1	11	11.0	11	0
J.McNichols	1	6	6.0	6	0
Total	11	121	11.0	19	1

Interceptions	No	Yds	Avg	Lg	TD
M. Butler	1	3	3.0	3	0
Total	1	3	3.0	3	0

Leading Tacklers (Press Box Totals)
 D. Long 9-8-1; K. Byard 9-6-3; H. Landry 8-3-5

Sacks: W. Ray 1
FF: None **FR:** None

PACKERS INDIVIDUAL STATISTICS

Rushing	Att	Yds	Avg	Lg	TD
A.Dillon	21	124	5.9	30	2
A.Jones	10	94	9.4	59	0
A.Rodgers	3	19	6.3	14	0
T.Boyle	3	-3	-1.0	-1	0
Total	37	234	6.3	59	2

Passing	Att	Cmp	Yds	TD	Lg	IN	Rt
A.Rodgers	25	21	231	4	32	1	128.1
Total	25	21	231	4	32	1	128.1

Receiving	No	Yds	Avg	Lg	TD
D.Adams	11	142	12.9	32	3
A.Jones	2	14	7.0	9	0
A.Lazard	2	14	7.0	7	0
T.Austin	2	5	2.5	6	0
E.St. Brown	1	21	21.0	21	1
R.Tonyan	1	17	17.0	17	0
D.Dafney	1	13	13.0	13	0
A.Dillon	1	5	5.0	5	0
Total	21	231	11.0	32	4

Interceptions	No	Yds	Avg	Lg	TD
C. Kirksey	1	10	10.0	10	0
D. Savage	1	9	9.0	9	0
Total	2	19	9.5	10	0

Leading Tacklers (Press Box Totals)
 K. Barnes 7-5-2; A. Amos 5-4-1; R. Gary 5-3-2

Sacks: Z. Smith 1; C. Kirksey 1
FF: Z. Smith 1 **FR:** None

2022 TALE OF THE TAPE

	Tenn.	G.B.	NFL/Avg
OFFENSE			
GAMES (Won-Lost)	6-3	4-6	---
FIRST DOWNS	139	198	185.4
Rushing	55	71	63.1
Passing	70	107	105.6
Penalty	14	20	16.7
YDS GAINED (tot)	2535	3523	3198.3
Avg per Game	281.7	352.3	343.4
RUSHING (net)	1201	1293	1133.9
Avg per Game	133.4	129.3	121.8
Rushes	272	263	249.5
Yards per Rush	4.4	4.9	4.5
PASSING (net)	1334	2230	2064.4
Avg per Game	148.2	223.0	221.7
Passes Att.	212	346	313.8
Completed	126	225	202.2
Pct Completed	59.4	65.0	64.4
Yards Gained	1493	2388	2214.3
Sacked	21	20	22.5
Yards Lost	159	158	149.9
Had Intercepted	4	7	6.9
Yards Opp Ret	89	49	90.6
Opp TDs on Int	1	1	0.7
PUNTS	51	39	37.8
Avg Yards	53.2	43.7	47.2
PUNT RETURNS	18	22	16.7
Avg Return	10.3	7.2	8.8
Returned for TD	0	0	0.0
KICKOFF RETURNS	17	19	16.3
Avg Return	21.1	20.6	21.6
Returned for TD	0	0	0.0
PENALTIES	62	62	55.5
Yards Penalized	492	467	454.4
FUMBLES BY	10	20	11.7
Fumbles Lost	6	8	4.9
Opp Fumbles	13	8	11.7
Opp Fum Lost	4	3	4.9
POSS. TIME (avg)	29:10	31:21	30:00
TOUCHDOWNS	19	22	22.9
Rushing	10	4	8.8
Passing	8	17	12.9
Returns	1	1	1.2
EXTRA-PT KICKS	19/19	21/21	94%
2-PT CONVERSIONS	0/0	0/1	44%
FIELD GOALS/FGA	11/13	10/13	15/18
POINTS SCORED	166	185	203.6
DEFENSE			
POINTS ALLOWED	168	216	203.6
OPP FIRST DOWNS	178	189	185.4
Rushing	50	76	63.1
Passing	112	93	105.6
Penalty	16	20	16.7
OPP YARDS GAINED	3219	3203	3198.3
Avg per Game	357.7	320.3	343.4
OPP RUSHING (net)	766	1406	1133.9
Avg per Game	85.1	140.6	121.8
Rushes	194	293	249.5
Yards per Rush	3.9	4.8	4.5
OPP PASSING (net)	2453	1797	2064.4
Avg per Game	272.6	179.7	221.7
Passes Att.	365	281	313.8
Completed	236	181	202.2
Pct Completed	64.7	64.4	64.4
Sacked	29	19	22.5
Yards Lost	201	105	149.9
INTERCEPTED BY	9	7	6.9
Yards Returned	109	162	90.6
Returned for TD	1	1	0.7
OPP PUNT RETURNS	31	15	16.7
Avg return	9.8	10.1	8.8
OPP KICKOFF RET	15	27	16.3
Avg return	16.9	23.6	21.6
OPP TOUCHDOWNS	19	24	22.9
Rushing	2	9	8.8
Passing	16	13	12.9
Returns	1	2	1.2

2022 SCHEDULE & RESULTS



REGULAR SEASON			
Date	Opponent	W/L	Score
09/11	N.Y. Giants	L	20-21
09/19	at Buffalo	L	7-41
09/25	Las Vegas	W	24-22
10/02	at Indianapolis	W	24-17
10/09	at Washington	W	21-17
10/23	Indianapolis	W	19-10
10/30	at Houston	W	17-10
11/06	at Kansas City	L (OT)	17-20
11/13	Denver	W	17-10
11/17	at Green Bay		
11/27	Cincinnati		
12/04	at Philadelphia		
12/11	Jacksonville		
12/18	at L.A. Chargers		
12/24	Houston		
12/29	Dallas		
01/07-08	at Jacksonville		

REGULAR SEASON			
Date	Opponent	W/L	Score
09/11	at Minnesota	L	7-23
09/18	Chicago	W	27-10
09/25	at Tampa Bay	W	14-12
10/02	New England	W (OT)	27-24
10/09	N.Y. Giants	L	22-27
10/16	N.Y. Jets	L	10-27
10/23	at Washington	L	21-23
10/30	at Buffalo	L	17-27
11/06	at Detroit	L	9-15
11/13	Dallas	W (OT)	31-28
11/17	Tennessee		
11/27	at Philadelphia		
12/04	at Chicago		
12/19	L.A. Rams		
12/25	at Miami		
01/01	Minnesota		
01/08	Detroit		

2022 REGULAR SEASON INDIVIDUAL LEADERS

Passing	Att	Cmp	Yds	Pct	Y/Att	TD	Int	Lg	Sack/Lost	Rtg	
Titans	R. Tannehill	182	114	1,352	62.6	7.4	8	3	63t	15/121	93.0
	M. Willis	30	12	141	40.0	4.7	0	1	48	6/38	41.1
Packers	A. Rodgers	337	219	2,315	65.0	6.9	17	7	58t	20/158	93.0
Rushing	No.	Yds	Avg	Long	TD						
Titans	D. Henry	202	923	4.6	56	9					
	D. Hilliard	18	123	6.8	30	0					
Packers	A. Jones	131	738	5.6	36	2					
	A. Dillon	111	454	4.1	27	1					
Receiving	No.	Yds	Avg	Long	TD						
Titans	R. Woods	24	266	11.1	41	1					
	A. Hooper	17	191	11.2	23	0					
	D. Henry	16	154	9.6	24	0					
	D. Hilliard	15	146	9.7	31	3					
Packers	R. Tonyan	39	323	8.3	23	1					
	A. Jones	34	228	6.7	22	3					
	A. Lazard	33	472	14.3	47	5					
	R. Doubs	31	314	10.1	26	3					
Interceptions	No.	Yds	Avg	Long	TD						
Titans	D. Long	2	4	2.0	4	0					
Packers	J. Alexander	3	32	10.7	29	0					
Punting	No.	Yds	Avg	Net	TB	In	Lg	B			
Titans	R. Stonehouse	51	2,711	53.2	45.3	5	20	74	0		
Packers	P. O'Donnell	38	1,706	44.9	39.3	1	20	72	1		
Punt Returns	No.	FC	Yds	Avg	Lg	TD					
Titans	R. Woods	8	10	72	9.0	21	0				
Packers	Amari Rodgers	20	15	139	7.0	20	0				
Kickoff Returns	No.	Yds	Avg	Lg	TD						
Titans	H. Haskins	15	325	21.7	37	0					
Packers	K. Nixon	11	235	21.4	33	0					
Scoring/Kickers	PAT	FG	Pts								
Titans	R. Bullock	19/19	11/13	52							
Packers	M. Crosby	21/21	10/13	51							
Sacks	Tot										
Titans	D. Autry	7.0									
Packers	R. Gary	6.0									
Tackles	Tot	Solo	Asst								
Titans	D. Long Jr.	71	40	31							
Packers	Q. Walker	69	43	26							

GAME PREVIEW

TEAM NOTES

PLAYER NOTES

MEDIA

STATISTICS

ROSTERS

THE TITANS ARE 9-2 (.818) IN GAMES ON SHORT REST DURING MIKE VRABEL'S HEAD COACHING TENURE FROM 2018 TO 2022

2022 SITUATIONAL RECORDS

TENNESSEE TITANS		GREEN BAY PACKERS	
Total	6 - 3	Total	4 - 6
Home	3 - 1	Home	3 - 2
Away	3 - 2	Away	1 - 4
Grass	4 - 2	Grass	4 - 2
Turf	2 - 1	Turf	0 - 4
AFC	5 - 2	AFC	1 - 2
NFC	1 - 1	NFC	3 - 4
In Division	3 - 0	In Division	1 - 2
Out Division	3 - 3	Out Division	3 - 4
Indoor	1 - 0	Indoor	0 - 2
Outdoor	5 - 3	Outdoor	4 - 4
September	1 - 2	September	2 - 1
October	4 - 0	October	1 - 4
November	1 - 1	November	1 - 1
Sunday	6 - 2	Sunday	4 - 6
Monday	0 - 1		

LAST WEEK'S STARTERS

Titans vs. Broncos | Packers vs. Cowboys

TITANS OFFENSE		PACKERS DEFENSE	
WR	2 Robert Woods	DE	94 Dean Lowry
LT	71 Dennis Daley	NT	97 Kenny Clark
LG	55 Aaron Brewer	DE	90 Jarran Reed
C	60 Ben Jones	OLB	91 Preston Smith
RG	64 Nate Davis	ILB	7 Quay Walker
RT	78 Nicholas Petit-Frere	OLB	55 Kingsley Enagbare
TE	87 Geoff Swaim	CB	29 Rasul Douglas
TE	85 Chig Okonkwo	CB	23 Jaire Alexander
WR	15 Nick Westbrook-Ikhine	S	20 Rudy Ford
QB	17 Ryan Tannehill	S	31 Adrian Amos
RB	22 Derrick Henry	S	26 Darnell Savage

TITANS DEFENSE		PACKERS OFFENSE	
DE	94 Mario Edwards Jr.	TE	85 Robert Tonyan
DE	97 Kevin Strong	TE	89 Marcedes Lewis
NT	93 Tearit Tart	LT	69 David Bakhtiari
DL	96 Denico Autry	LG	74 Elgton Jenkins
ILB	51 David Long Jr.	C	71 Josh Myers
ILB	56 Monty Rice	RG	76 Jon Runyan
CB	24 Elijah Molden	RT	73 Yosuah Nijman
S	31 Kevin Byard	WR	13 Allen Lazard
S	47 Andrew Adams	WR	9 Christian Watson
CB	21 Roger McCreary	QB	12 Aaron Rodgers
CB	39 Terrance Mitchell	RB	33 Aaron Jones

2022 INDIVIDUAL NFL RANKINGS

(qualifiers only, where applicable)

Category	Team	Player	Stat	NFL Rank
Passer Rating	Titans	Ryan Tannehill	93.0	10t
	Packers	Aaron Rodgers	93.0	10t
Passing Yards	Titans	Ryan Tannehill	1,352	27
	Packers	Aaron Rodgers	2,315	9
Passing TDs	Titans	Ryan Tannehill	8	23t
	Packers	Aaron Rodgers	17	5t
Rushing Yards	Titans	Derrick Henry	923	2
	Packers	Aaron Jones	738	7
Rushing Average	Titans	Derrick Henry	4.57	29
	Packers	Aaron Jones	5.63	9
Rushing TDs	Titans	Derrick Henry	9	2t
	Packers	Aaron Jones	2	43t
Receptions	Titans	Robert Woods	24	99t
	Packers	Robert Tonyan	39	39t
Receiving Yards	Titans	Robert Woods	266	90
	Packers	Allen Lazard	472	34
Receiving TDs	Titans	Dontrell Hilliard	3	27t
	Packers	Allen Lazard	5	9t
Sacks	Titans	Denico Autry	7.0	10t
	Packers	Rashan Gary	6.0	18t
Interceptions	Titans	David Long Jr.	2	17t
	Packers	Jaire Alexander	3	8t

THIS WEEK'S NFL SCHEDULE

All Times Central

[Thursday, November 17](#)

Tennessee at Green Bay Prime Video 7:15

[Sunday, November 20](#)

Chicago	at Atlanta	FOX	12:00
Carolina	at Baltimore	FOX	12:00
Cleveland	at Buffalo	CBS	12:00
Washington	at Houston	FOX	12:00
Philadelphia	at Indianapolis	CBS	12:00
N.Y. Jets	at New England	CBS	12:00
L.A. Rams	at New Orleans	FOX	12:00
Detroit	at N.Y. Giants	FOX	12:00
Las Vegas	at Denver	FOX	3:05
Cincinnati	at Pittsburgh	CBS	3:25
Dallas	at Minnesota	CBS	3:25
Kansas City	at L.A. Chargers	NBC	7:20

[Monday, November 21](#)

San Francisco vs. Arizona (Mexico City) ESPN 7:15

Open Date: Jacksonville, Miami, Seattle, Tampa Bay

WHERE THE TEAMS RANK IN 2022

2022 OFFENSIVE STATISTICS AND NFL RANKING

OFFENSIVE CATEGORY	TITANS STAT (RANK)	PACKERS STAT (RANK)
Yards / Game	281.7 (32)	352.3 (13)
Yards / Play	5.02 (27)	5.60 (12)
Rushing Yards / Game	133.4 (9)	129.3 (12)
Rushing Yards / Play	4.42 (19)	4.92 (7)
Passing Yards / Game	148.2 (31)	223.0 (16)
Passing Yards / Play	6.29 (20)	6.45 (14)
Interception Rate	1.89% (10)	2.02% (14)
Sacks / Pass Attempt	9.91% (29)	5.78% (10)
First Downs / Game	15.4 (31)	19.8 (17)
Punt Return Avg	10.3 (10)	7.2 (21)
Kickoff Return Avg	21.1 (19)	20.6 (23)
Field Goals Made	84.62% (14)	76.92% (26)
3rd Down Pct	33.64% (28)	40.34% (18)
4th Down Pct	60.00% (5t)	25.00% (30)
Red Zone Pct	76.19% (1)	51.72% (23)
Goal to Go%	100.00% (1)	44.44% (32)
Avg Time of Possession	29:10 (23)	31:22 (7)
Points / Game	18.4 (25)	18.5 (24)
Turnover Ratio	+3 (8t)	-5 (28t)

2022 DEFENSIVE STATISTICS AND NFL RANKING

DEFENSIVE CATEGORY	TITANS STAT (RANK)	PACKERS STAT (RANK)
Yards / Game	357.7 (23)	320.3 (9)
Yards / Play	5.47 (17)	5.40 (13)
Rushing Yards / Game	85.1 (2)	140.6 (26)
Rushing Yards / Play	3.95 (3)	4.80 (27)
Passing Yards / Game	272.6 (31)	179.7 (3)
Passing Yards / Play	6.72 (18)	6.40 (11)
Interception Rate	2.47% (14)	2.49% (12t)
Sacks / Pass Attempt	7.95% (14)	6.76% (20)
First Downs / Game	19.8 (13)	18.9 (9)
Punt Return Avg	9.8 (23)	10.1 (24)
Kickoff Return Avg	16.9 (1)	23.6 (27)
3rd Down Pct	27.87% (1)	32.74% (3)
4th Down Pct	82.35% (32)	44.44% (11t)
Red Zone Pct	52.00% (11)	51.72% (9)
Goal to Go%	72.73% (17t)	58.82% (5)
Points / Game	18.7 (8)	21.6 (16)
Point Differential / Game	-0.2 (16)	-3.1 (24)
Yard Differential / Game	-76.0 (30)	32.0 (8t)

PACKERS HEAD COACH MATT LaFLEUR

MATT LAFLEUR AT A GLANCE



- Regular season record: 43-16
- Postseason record: 2-3
- Overall record: 45-23
- vs. Titans: 1-0
- on the road vs. Titans: 0-0
- at home vs. Titans: 1-0
- vs. Mike Vrabel: 1-0
- Year as Packers head coach: 4
- Year as NFL head coach: 2

Matt LaFleur's Assistant Coaching Staff:

Adam Stenavich	Offensive Coordinator
Jason Vrable	Wide Receivers/Passing Game Coordinator
Luke Butkus	Offensive Line
Tom Clements	Quarterbacks
John Dunn	Tight Ends
Ben Sirmans	Running Backs
Connor Lewis	Assistant Quarterbacks
Ryan Mahaffey	Assistant Offensive Line
Ramsen Golpashin	Offensive Quality Control
Quinshon Odom	Coaching Assistant
Joe Barry	Defensive Coordinator
Jerry Gray	Defensive Backs/Passing Game Coordinator
Jerry Montgomery	Defensive Line/Running Game Coordinator
Ryan Downard	Safeties
Kirk Olivadotti	Inside Linebackers
Jason Rebrovich	Outside Linebackers
John Donovan	Senior Analyst
Wendel Davis	Defensive Quality Control
Justin Hood	Defensive Quality Control
Rich Bisaccia	Special Teams Coordinator
Byron Storer	Assistant Special Teams
Michael Spurlock	Special Teams Quality Control
Chris Gizzi	Strength and Conditioning Coordinator
Thadeus Jackson	Strength and Conditioning Assistant
Mark Lovat	Strength and Conditioning Assistant

Matt LaFleur was named the Packers' 15th head coach on Jan. 8, 2019 after serving as the Titans offensive coordinator in 2018.

In LaFleur's first three seasons leading the Packers (2019-21), the team finished the regular season with 13 wins three times on its way to three NFC North crowns and two NFC championship game appearances. LaFleur became the first coach in NFL history to post 13-plus wins in three straight seasons and his 39 wins from 2019-21 passed **George Seifert** (38) for the most wins by an NFL head coach in his first three seasons in the league.

In 2021, Green Bay earned the No. 1 seed, finishing with a 13-4 record. For the second consecutive season under LaFleur, and the fourth time overall, quarterback **Aaron Rodgers** was named the NFL's Most Valuable Player. He led the league with a passer rating of 111.9. Wide receiver **Davante Adams** set new single-season team records for receptions (123) and receiving yards (1,553) and became the first player in team history with three 100-catch seasons (2018, 2020-21).

In 2020, LaFleur led Green Bay to a 13-3 record and an NFC North title, while also earning the NFC's No. 1 seed for the first time since 2011. LaFleur was the sixth head coach since 1970 to lead his team to the conference championship game in both of his first two seasons as a head coach. The Packers led the NFL with 509 points, the second-highest total in team history (560 in 2011). Rodgers was named the NFL's Most Valuable Player after leading the NFL with a 121.5 passer rating, the second-highest single-season mark by a quarterback in NFL history behind only his 122.5 rating in 2011. Rodgers also led the league in passing touchdowns (team-record 48), completion percentage (team-record 70.7) and interception percentage (0.95), the first quarterback to lead the NFL in all four categories since **Steve Young** in 1992.

In LaFleur's first year leading the team in 2019, Green Bay finished the regular season with a 13-3 record on its way to an NFC North crown and the No. 2 seed in the NFC as he became just the fifth coach in league history to win 13-plus games in his first season as a head coach. He guided the Packers to their biggest one-year win improvement in club history (plus-seven wins) and became the first head coach to lead Green Bay to the playoffs in his first season, falling one game short of the Super Bowl.

LaFleur played quarterback at Saginaw Valley State (2000-02) after transferring from Western Michigan where he played from 1998-99.

Following his college career, LaFleur played in the National Indoor Football League for the Omaha Beef in 2003 and the Billings Outlaws in 2004.

MATT LAFLEUR'S COACHING BACKGROUND:

- 2019-22:** Green Bay Packers – Head Coach
- 2018:** Tennessee Titans - Offensive Coordinator
- 2017:** Los Angeles Rams – Offensive Coordinator
- 2015-16:** Atlanta Falcons - Quarterbacks
- 2014:** Notre Dame – Quarterbacks
- 2010-13:** Washington Commanders - Quarterbacks
- 2008-09:** Houston Texans – Offensive Assistant
- 2007:** Ashland – Offensive Coordinator
- 2006:** Northern Michigan – Quarterbacks/Wide Receivers
- 2004-05:** Central Michigan – Graduate Assistant
- 2003:** Saginaw Valley State – Offensive assistant

TITANS-PACKERS CONNECTIONS

COLLEGE CONNECTIONS

underlined name indicates a coach or administrative role (c/a).

	TEN	RB Derrick Henry	(2013-15)
	GB	DL Jarran Reed	(2012-15)
	TEN	<u>(c/a) Frank Piraino</u>	(2013-18)
	GB	RB AJ Dillon	(2017-19)
	GB	LB Isaiah McDuffie	(2017-20)
	TEN	<u>(c/a) Tony Dews</u>	(2004-05)
	GB	<u>(c/a) Matt LaFleur</u>	(2004-05)
	TEN	C Ben Jones	(2008-11)
	TEN	WR Chris Conley	(2011-14)
	TEN	LB Monty Rice	(2017-20)
	GB	<u>(c/a) Kirk Olivadotti</u>	(2011-13)
	GB	<u>(c/a) Wendel Davis</u>	(2016-18)
	GB	CB Eric Stokes	(2018-20)
	GB	LB Quay Walker	(2018-21)
	GB	DL Devonte Wyatt	(2019-20)
	TEN	<u>(c/a) Scott Booker</u>	(2003-08)
	GB	<u>(c/a) Ben Sirmans</u>	(2000-04)
	TEN	TE Chig Okonkwo	(2018-21)
	TEN	DT Sam Okuayinonu	(2018-21)
	GB	S Darnell Savage	(2015-18)
	TEN	RB Hassan Haskins	(2018-21)
	GB	G Jon Runyan	(2017-19)
	GB	LB Rashan Gary	(2016-18)
	TEN	DL Denico Autry	(2012-13)
	TEN	DT Jeffery Simmons	(2016-18)
	GB	LB Preston Smith	(2011-14)
	GB	G/T Elgton Jenkins	(2015-18)
	GB	RB Kylin Hill	(2017-20)
	TEN	<u>(c/a) Scott Booker</u>	(2010-16)
	GB	<u>(c/a) Ryan Mahaffey</u>	(2014-15)
	TEN	DB Joshua Kalu	(2014-17)
	TEN	<u>(c/a) Scott Booker</u>	(2017)
	GB	WR Samori Toure	(2017-21)
	TEN	OL Dillon Radunz	(2017-20)
	GB	WR Christian Watson	(2018-21)
	TEN	T Nicholas Petit-Frere	(2018-21)
	GB	C/G Josh Myers	(2018-20)
	TEN	WR Robert Woods	(2010-12)
	GB	<u>(c/a) Joe Barry</u>	(2010-11)
	TEN	<u>(c/a) Rob Moore</u>	(2010-13)
	GB	<u>(c/a) Jason Vrable</u>	(2009-10)
	GB	<u>(c/a) Jason Rebrovich</u>	(2011-12)
	TEN	T Le'Raven Clark	(2012-15)
	GB	<u>(c/a) Ryan Downard</u>	(2013-14)
	TEN	CB Caleb Farley	(2018-19)
	GB	T Yosh Nijman	(2016-18)
	GB	T Luke Tenuta	(2019-21)
	TEN	LB David Long Jr.	(2016-18)
	GB	CB Rasul Douglas	(2015-16)

NFL CONNECTIONS

TITANS	PACKERS
<i>Italicized name indicates player who was drafted by this team.</i>	
<u>Underlined</u> indicates a coach or administrative role (c/a).	
Bold indicates a connection from a current coach's former playing career.	
<u>(c/a) Keith Carter (2015-17)</u> TE Austin Hooper (2016-19)	 <u>(c/a) Matt LaFleur (2015-16)</u> LB De'Vondre Campbell (2016-19)
WR Robert Woods (2013-16) <u>(c/a) Todd Downing (2014)</u> <u>(c/a) Rob Moore (2014)</u> <u>(c/a) Jim Schwartz (2014)</u>	 <u>(c/a) Jason Vrable (2013-16)</u> <u>(c/a) Jason Rebrovich (2013-16)</u> WR Sammy Watkins (2014-16)
DE Mario Edwards Jr. (2020-21)	 P Pat O'Donnell (2014-21)
TE Geoff Swaim (2015-18)	 <u>(c/a) Rich Bisaccia (2013-17)</u>
<u>(c/a) Todd Downing (2009-13)</u> <u>(c/a) Jim Schwartz (2009-13)</u>	 WR Michael Spurlock (2013)
<u>(c/a) Bobby King (2011-13, 17-21)</u> <u>(c/a) Tim Kelly (2014-21)</u> LB Zach Cunningham (2017-21) DB Lonnie Johnson Jr. (2019-21) CB Terrance Mitchell (2021) DL DeMarcus Walker (2021) WR Chris Conley (2021-22)	 LB Eric Wilson (2021)
<u>(c/a) Craig Aukerman (2011-12)</u> TE Geoff Swaim (2019) WR Chris Conley (2019-20)	 TE Mercedes Lewis (2006-17) WR Michael Spurlock (2012) <u>(c/a) John Donovan (2016-19)</u> <u>(c/a) Jason Rebrovich (2017-20)</u> TE Tyler Davis (2020) S Rudy Ford (2021)
WR Chris Conley (2015-18)	 WR Sammy Watkins (2018-20)
<u>(c/a) Mike Sullivan (2009-12)</u>	 <u>(c/a) Rich Bisaccia (2011-12)</u> WR Michael Spurlock (2012) <u>(c/a) Byron Storer (2012-13)</u> <u>(c/a) Joe Barry (2012-14)</u> <u>(c/a) Joe Barry (2017-20)</u> <u>(c/a) Matt LaFleur (2017)</u> WR Sammy Watkins (2017)
WR Robert Woods (2017-21)	 WR Sammy Watkins (2017)
<u>(c/a) Todd Downing (2001-02, 05, 18)</u>	 <u>(c/a) Jerry Gray (2014-19)</u> LB Eric Wilson (2017-20)
<u>(c/a) Jim Schwartz (2016-20)</u> T Le'Raven Clark (2021)	 CB Rasul Douglas (2017-19) S Rudy Ford (2019-20) LB Eric Wilson (2021)
G Jordan Roos (2017, 2019)	 DL Jarran Reed (2016-20)

TEAM AND LOCAL CONNECTIONS

FORMER TITANS

- Packers head coach **Matt LaFleur** was the Titans offensive coordinator for one season (2018) under head coach **Mike Vrabel**. LaFleur was given playcalling duties for the first time in his career in Tennessee, as the Titans finished 9-7. Running back **Derrick Henry** led the offense with 1,059 rushing yards, which ranked second in the AFC and seventh in the NFL. Under LaFleur's tutelage Henry logged his first career 1,000-yard season and his 12 rushing touchdowns ranked third in the NFL. LaFleur departed for Green Bay early in the 2019 offseason.
- Packers defensive backs coach and passing game coordinator **Jerry Gray** played for the Houston Oilers in 1992. Gray also would later spend two seasons as defensive quality control coach (1997-98) and a pair of seasons as defensive backs coach (1999-2000) during the organization's first four seasons in Tennessee. Gray returned to the Titans after a decade away, when he became the team's defensive coordinator from 2011 to 2013.

TEAM AND LOCAL CONNECTIONS

PACKERS WITH TENNESSEE CONNECTIONS

- Packers senior analyst **John Donovan** coached three seasons at Vanderbilt (2011-13). Donovan served as the offensive coordinator and running backs coach for the Commodores.
- Packers coaching assistant **Quinshon Odom** coached two separate stints over four years at Vanderbilt, first as an offensive graduate assistant (2016-17) and then as an offensive quality control coach (2019-20).
- Packers assistant quarterbacks coach **Connor Lewis** graduated from Vanderbilt (2010-14). While attending school, he spent three seasons working in the football office (2012-14), assisting the director of player

- personnel, the director of recruiting and the coaching staff. Lewis worked primarily with player personnel in evaluating high school prospects. He also spent time with the ticket services department with the Tennessee Titans while attending school.
- Packers tackle **David Bakhtiari's** brother, Eric, played linebacker for the Titans in 2009.
- Packers guard **Jon Runyan's** father, Jon Sr., played offensive tackle for the Houston Oilers/Tennessee Titans from (1996-99).

CAREER GAME-BY-GAME STATS VS. THE PACKERS: TITANS OFFENSE

QUARTERBACKS

Ryan Tannehill (Passing)

Date	Opp	W-L	G/S	Att	Cmp	Pct	Yds	Yd/A	TD	TD%	Int	Int%	Lg	Sk	Lst	Rate
10/12/14	GB	L	QB	31	20	64.5	244	7.9	2	6.5	2	6.5	25	1	7	83.3
12/27/20	@ GB	L	QB	24	11	45.8	121	5.0	1	4.2	2	8.3	19	2	17	40.5
Totals		0-2	2/2	55	31	56.4	365	6.6	3	5.5	4	7.3	25	3	24	64.6

Ryan Tannehill (Rushing)

Date	Opp	W-L	G/S	Att	Yds	Avg	Lg	TD
10/12/14	GB	L	QB	3	49	16.3	40	0
12/27/20	@ GB	L	QB	3	55	18.3	45t	1
Totals		0-2	2/2	6	104	17.3	45t	1

Malik Willis

Date	Opp	W-L	G/S	Att	Cmp	Pct	Yds	Yd/A	TD	TD%	Int	Int%	Lg	Sk	Lst	Rate
None																
Totals		0-0	0/0	0	0	-	0	-	0	-	0	-	-	0	0	-

RUNNING BACKS

Tory Carter (FB)

Date	Opp	W-L	G/S	Att	Rushing				Rec	Receiving						
					Yds	Avg	Lg	TD		Yds	Avg	Lg	TD			
None																
Totals		0-0	0/0	0	0	-	-	0	0	0	-	-	0			

Hassan Haskins

Date	Opp	W-L	G/S	Att	Rushing				Rec	Receiving						
					Yds	Avg	Lg	TD		Yds	Avg	Lg	TD			
None																
Totals		0-0	0/0	0	0	-	-	0	0	0	-	-	0			

Derrick Henry

Date	Opp	W-L	G/S	Att	Rushing				Rec	Receiving			
					Yds	Avg	Lg	TD		Yds	Avg	Lg	TD
11/13/16	GB	W		9	31	3.4	19	0	0	0	-	-	0
12/27/20	@ GB	L	RB	23	98	4.3	10	0	0	0	-	-	0
Totals		1-1	2/1	32	129	4.0	19	0	0	0	-	-	0

Dontrell Hilliard

Date	Opp	W-L	G/S	Att	Rushing				Rec	Receiving						
					Yds	Avg	Lg	TD		Yds	Avg	Lg	TD			
None																
Totals		0-0	0/0	0	0	-	-	0	0	0	-	-	0			

WIDE RECEIVERS

Treyton Burks

Date	Opp	W-L	G/S	Rec	Yds	Avg	Lg	TD
None								
Totals		0-0	0/0	0	0	-	-	0

Chris Conley

Date	Opp	W-L	G/S	Rec	Yds	Avg	Lg	TD
9/28/15	@ GB	L		1	16	16.0	16	0
11/15/20	@ GB	L	WR	4	43	10.8	18	0
Totals		0-2	2/1	5	59	11.8	18	0

Cody Hollister

Date	Opp	W-L	G/S	Rec	Yds	Avg	Lg	TD
None								
Totals		0-0	0/0	0	0	-	-	0

Nick Westbrook-Ikhine

Date	Opp	W-L	G/S	Rec	Yds	Avg	Lg	TD
12/27/20	@ GB	L		1	19	19.0	19	0
Totals		0-1	1/0	1	19	19.0	19	0

Robert Woods

Date	Opp	W-L	G/S	Rec	Yds	Avg	Lg	TD
12/14/14	GB	W	WR	2	22	11.0	18	0
10/28/18	GB	W	WR	5	70	14.0	19	0
Totals		2-0	2/2	7	92	13.1	19	0
Playoffs								
1/16/21	@ GB	L	WR	8	48	6.0	19	0
Playoff Totals		0-1	1/1	8	48	6.0	19	0

CAREER GAME-BY-GAME STATS VS. THE PACKERS: TITANS OFFENSE

TIGHT ENDS

Austin Hooper

Date	Opp	W-L	G/S	Rec	Yds	Avg	Lg	TD
10/30/16	GB	W	TE	5	41	8.2	17	0
9/17/17	GB	W	TE	2	7	3.5	4	0
12/9/18	@ GB	L	TE	4	37	9.3	11	0
12/25/21	@ GB	L	TE	3	26	8.7	11	0
Totals		2-2	4/4	14	111	7.9	17	0
Playoffs								
1/22/17	GB	W	TE	2	23	11.5	15	0
Playoff Totals		1-0	1/1	2	23	11.5	15	0

Chig Okonkwo

Date	Opp	W-L	G/S	Rec	Yds	Avg	Lg	TD
None								
Totals		0-0	0/0	0	0	-	-	0

Kevin Rader

Date	Opp	W-L	G/S	Rec	Yds	Avg	Lg	TD
None								
Totals		0-0	0/0	0	0	-	-	0

Geoff Swaim

Date	Opp	W-L	G/S	Rec	Yds	Avg	Lg	TD
10/16/16	@ GB	W	TE	0	0	-	-	0
10/8/17	GB	L		0	0	-	-	0
12/27/20	@ GB	L	TE	0	0	-	-	0
Totals		1-2	3/2	0	0	-	-	0

CAREER GAME-BY-GAME STATS VS. THE PACKERS: TITANS SPECIALISTS

RETURNERS

Hassan Haskins

Date	Opp	W-L	PR	FC	Yds	Avg	Lg	TD	KR	Yds	Avg	Lg	TD
None													
Totals		0-0	0	0	0	-	-	0	0	0	-	-	0

Dontrell Hilliard

Date	Opp	W-L	PR	FC	Yds	Avg	Lg	TD	KR	Yds	Avg	Lg	TD
None													
Totals		0-0	0	0	0	-	-	0	0	0	-	-	0

Robert Woods

Date	Opp	W-L	PR	FC	Yds	Avg	Lg	TD	KR	Yds	Avg	Lg	TD
12/14/14	GB	W	0	0	0	-	-	0	0	0	-	-	0
10/28/18	GB	W	0	0	0	-	-	0	0	0	-	-	0
Totals		2-0	0	0	0	-	-	0	0	0	-	-	0
Playoffs													
1/16/21	@ GB	L	0	0	0	-	-	0	0	0	-	-	0
Playoff Totals		0-1	0	0	0	-	-	0	0	0	-	-	0

PUNTERS

Ryan Stonehouse

Date	Opp	W-L	Num	Blk	Yds	Avg	Lg	TB	In20	NetAvg
None										
Totals		0-0	0	0	0	-	-	0	0	-

KICKERS

Randy Bullock

Date	Opp	W-L	FGM	FGA	Pct	XPM	XPA	1-19	20-29	30-39	40-49	50+	Lg	KO	TB
9/24/17	@ GB	L	1	2	50.0	3	3	0-0	0-0	0-0	1-2	0-0	46	5	4
Totals		0-1	1	2	50.0	3	3	0-0	0-0	2-2	1-2	0-0	46	5	4

CAREER GAME-BY-GAME STATS VS. THE PACKERS: TITANS DEFENSE

Andrew Adams (DB)

Date	Opp	W-L	G/S	Tackle	Sack	Int	FF	FR
10/9/16	@ GB	L	FS	5	0.0	0	0	0
10/18/20	GB	W		0	0.0	0	0	0
Totals		1-1	2/1	5	0.0	0	0	0
Playoffs								
1/8/17	@ GB	L		0	0.0	0	0	0
1/24/21	@ GB	W		5	0.0	0	0	0
Playoff Totals		1-1	2/0	5	0.0	0	0	0

Denico Autry (DL)

Date	Opp	W-L	G/S	Tackle	Sack	Int	FF	FR
12/20/15	GB	L	DE	3	0.0	0	0	0
Totals		0-1	1/1	3	0.0	0	0	0

Tre Avery (CB)

Date	Opp	W-L	G/S	Tackle	Sack	Int	FF	FR
None								
Totals		0-0	0/0	0	0.0	0	0	0

Kevin Byard (S)

Date	Opp	W-L	G/S	Tackle	Sack	Int	FF	FR
11/13/16	GB	W	FS	9	1.0	0	0	0
12/27/20	@ GB	L	FS	9	0.0	0	0	0
Totals		1-1	2/2	18	1.0	0	0	0

Dylan Cole (LB)

Date	Opp	W-L	G/S	Tackle	Sack	Int	FF	FR
10/25/20	GB	L		0	0.0	0	0	0
Totals		0-1	1/0	0	0.0	0	0	0

CAREER GAME-BY-GAME STATS VS. THE PACKERS: TITANS DEFENSE

Bud Dupree (OLB)

Date	Opp	W-L	G/S	Tackle	Sack	Int	FF	FR
11/26/17	GB	W	OLB	4	0.0	0	0	0
Totals		1-0	1/1	4	0.0	0	0	0

Mario Edwards Jr. (DL)

Date	Opp	W-L	G/S	Tackle	Sack	Int	FF	FR
12/20/15	GB	L	DE	1	0.0	0	0	0
11/29/20	@ GB	L		2	0.0	0	0	0
1/3/21	GB	L		1	0.0	0	0	0
10/17/21	GB	L		0	0.0	0	0	0
12/12/21	@ GB	L		0	0.0	0	0	0
Totals		0-5	5/1	4	0.0	0	0	0

Caleb Farley (CB)

Date	Opp	W-L	G/S	Tackle	Sack	Int	FF	FR
None								
Totals		0-0	0/0	0	0.0	0	0	0

Kristian Fulton (CB)

Date	Opp	W-L	G/S	Tackle	Sack	Int	FF	FR
None								
Totals		0-0	0/0	0	0.0	0	0	0

Amani Hooker (S)

Date	Opp	W-L	G/S	Tackle	Sack	Int	FF	FR
12/27/20	@ GB	L		2	0.0	0	0	0
Totals		0-1	1/0	2	0.0	0	0	0

Lonnie Johnson Jr. (DB)

Date	Opp	W-L	G/S	Tackle	Sack	Int	FF	FR
10/25/20	GB	L		3	0.0	0	0	0
Totals		0-1	1/0	3	0.0	0	0	0

Joe Jones (LB)

Date	Opp	W-L	G/S	Tackle	Sack	Int	FF	FR
None								
Totals		0-0	0/0	0	0.0	0	0	0

Naquan Jones (DT)

Date	Opp	W-L	G/S	Tackle	Sack	Int	FF	FR
None								
Totals		0-0	0/0	0	0.0	0	0	0

Joshua Kalu (DB)

Date	Opp	W-L	G/S	Tackle	Sack	Int	FF	FR
12/27/20	@ GB	L		0	0.0	0	0	0
Totals		0-1	1/0	0	0.0	0	0	0

David Long Jr. (LB)

Date	Opp	W-L	G/S	Tackle	Sack	Int	FF	FR
12/27/20	@ GB	L	LB	9	0.0	0	0	0
Totals		0-1	1/1	9	0.0	0	0	0

Roger McCreary (CB)

Date	Opp	W-L	G/S	Tackle	Sack	Int	FF	FR
None								
Totals		0-0	0/0	0	0.0	0	0	0

Terrance Mitchell (DB)

Date	Opp	W-L	G/S	Tackle	Sack	Int	FF	FR
9/13/15	GB	L		0	0.0	0	0	0
Totals		0-1	1/0	0	0.0	0	0	0

Elijah Molden (CB)

Date	Opp	W-L	G/S	Tackle	Sack	Int	FF	FR
None								
Totals		0-0	0/0	0	0.0	0	0	0

Monty Rice (ILB)

Date	Opp	W-L	G/S	Tackle	Sack	Int	FF	FR
None								
Totals		0-0	0/0	0	0.0	0	0	0

Jeffery Simmons (DT)

Date	Opp	W-L	G/S	Tackle	Sack	Int	FF	FR
12/27/20	@ GB	L	DT	2	0.0	0	0	0
Totals		0-1	1/1	2	0.0	0	0	0

Kevin Strong (DE)

Date	Opp	W-L	G/S	Tackle	Sack	Int	FF	FR
10/14/19	@ GB	L		0	0.0	0	0	0
9/20/20	@ GB	L		4	0.0	0	0	0
12/13/20	GB	L		2	0.0	0	0	0
Totals		0-3	3/0	6	0.0	0	0	0

Tearr Tart (DT)

Date	Opp	W-L	G/S	Tackle	Sack	Int	FF	FR
12/27/20	@ GB	L	DE	2	0.0	0	0	0
Totals		0-1	1/1	2	0.0	0	0	0

DeMarcus Walker (DL)

Date	Opp	W-L	G/S	Tackle	Sack	Int	FF	FR
9/22/19	@ GB	L		0	0.0	0	0	0
Totals		0-1	1/0	0	0.0	0	0	0

Rashad Weaver (OLB)

Date	Opp	W-L	G/S	Tackle	Sack	Int	FF	FR
None								
Totals		0-0	0/0	0	0.0	0	0	0



REGULAR TITANS LINEUP

OFFENSIVE STARTERS

WR 15-Nick Westbrook-Ikhine (6-2, 211, 3rd Year/3rd with Titans, Indiana) - The former undrafted free agent emerged as a regular on offense in 2021, appearing in 16 games with seven starts. He ranked second on the team in catches (38), receiving yards (476) and receiving touchdowns (four).

	G	GS	Rec	Yds	Avg	Lg	TD
2022	9	7	12	257	21.4	63t	2
Career	39	15	53	766	14.5	63t	6

TE 81-Austin Hooper (6-4, 254, 7th year/1st with Titans, Stanford) - The two-time Pro Bowl selection amassed 298 receptions for 3,024 yards and 23 touchdowns in six seasons before joining the Titans. A third-round pick by the Falcons in 2016, he spent four seasons in Atlanta before playing the past two campaigns in Cleveland.

	G	GS	Rec	Yds	Avg	Lg	TD
2022	9	1	17	191	11.2	23	0
Career	97	58	315	3,215	10.2	88t	23

LT 71-Dennis Daley (6-6, 326, 4th Year/1st with Titans, South Carolina) - The former sixth-round pick was acquired in a trade with Carolina prior to the 2022 regular season. He totaled 34 games played with 21 starts during his first three NFL campaigns with the Panthers.

2022 G/GS: 9/7, Career G/GS: 43/28

LG 55-Aaron Brewer (6-1, 295, 3rd Year/3rd with Titans, Texas State) - The former undrafted free agent appeared in 12 games in each of his first two seasons, including five starts in 2021. He has experience at guard and center.

2022 G/GS: 9/9, Career G/GS: 33/15

C 60-Ben Jones (6-3, 308, 11th Year/7th with Titans, Georgia) - Added as an unrestricted free agent in 2016, the former fourth-round pick played four previous seasons with the Houston Texans. He started 96 of 97 possible games during his first six seasons in Tennessee.

2022 G/GS: 9/9, Career G/GS: 169/148

RG 64-Nate Davis (6-3, 316, 4th Year/4th with Titans, Charlotte) - The 2019 third-round pick started 12 contests at right guard as a rookie and followed with 16 starts in his second season and 14 starts in 2021.

2022 G/GS: 7/7, Career G/GS: 50/49

RT 78-Nicholas Petit-Frere (6-5, 316, Rookie, Ohio State) - The third-round draft pick played in 20 starts at Ohio State, including 12 starts at left tackle as a junior in 2021.

2022 & Career G/GS: 9/9

TE 87-Geoff Swaim (6-4, 260, 8th year/3rd with Titans, Texas) - Swaim was signed as a free agent in 2020 after previous stints with the Cowboys (2015-18) and Jaguars (2019). He was a seventh-round pick with Dallas in 2015.

	G	GS	Rec	Yds	Avg	Lg	TD
2022	9	7	7	43	6.1	13	1
Career	78	51	95	737	7.8	43	6

WR 2-Robert Woods (6-0, 195, 10th Year/1st with Titans, Southern California) - Acquired in a trade with the Rams in 2022, the former second-round pick of the Bills spent his first four NFL seasons in Buffalo before joining the Rams. He totaled 570 receptions for 7,077 yards and 35 touchdowns in 125 games prior to arriving in Tennessee.

	G	GS	Rec	Yds	Avg	Lg	TD
2022	9	7	24	266	11.1	41	1
Career	134	122	594	7,343	12.4	94t	36

QB 17-Ryan Tannehill (6-4, 217, 11th Year/4th with Titans, Texas A&M) - Acquired via trade from Miami in 2019, he led the Titans to three consecutive playoff appearances and two division titles in his first three seasons. From the time he took over as the Titans' starter in 2019 through 2021, his 102.3 passer rating ranked sixth in the NFL.

	G	GS	Att	Cmp	Pct	Yds	TD	Int	Lg	Sk	Rate
2022	7	7	182	114	62.6	1,352	8	3	63t	15	93.0
Career	140	138	4,391	2,816	64.1	32,081	207	105	91t	365	91.7

RB 22-Derrick Henry (6-3, 247, 7th Year/7th with Titans, Alabama) - The former Heisman winner, 2016 second-round pick and two-time NFL rushing champion (2019-20) was limited by injuries to eight games in 2021 after winning AP Offensive Player of the Year honors in 2020. No player had more rushing yards (6,307) or rushing touchdowns (60) from 2017 to 2021.

	G	GS	Att	Yds	Avg	Lg	TD	Rec	Yds	Avg	Lg	TD
2021	9	9	202	923	4.6	56	9	16	154	9.6	24	0
Career	95	64	1,603	7,720	4.8	99t	74	110	1,000	9.1	75t	3

OFFENSIVE RESERVES

WR 16-Treyton Burks (6-2, 225, Rookie, Arkansas) - The 18th overall draft pick played three seasons at Arkansas (2019-21), where he became the sixth all-time leading receiver in Razorbacks history (146 receptions for 2,399 yards) and tied for the fifth-most touchdown catches in school annals (18).

	G	GS	Rec	Yds	Avg	Lg	TD
2022/Career	5	2	13	153	11.8	27	0

FB 44-Tory Carter (6-0, 229, 2nd Year/2nd with Titans, Louisiana State) - After entering the NFL as an undrafted free agent in 2021, he appeared in eight games with two starts as a rookie. Prior to the NFL, he played 42 games at LSU, where he was part of a 2019 national championship season.

	G	GS	Att	Yds	Avg	Lg	TD	Rec	Yds	Avg	Lg	TD
2022	6	3	0	0	-	0	0	0	0	-	0	0
Career	14	5	0	0	-	0	0	0	0	-	0	0

RB 25-Hassan Haskins (6-2, 228, Rookie, Michigan) - The fourth-round pick appeared in 36 games with 22 starts at Michigan, where he totaled 452 carries for 2,324 yards and 30 scores. He was named first-team All-Big Ten in 2021 after rushing for 1,327 yards and a school-record 20 touchdowns.

	G	GS	Att	Yds	Avg	Lg	TD	Rec	Yds	Avg	Lg	TD
'22/Career	9	0	10	42	4.2	9	0	3	7	2.3	5	0

RB 40-Dontrell Hilliard (5-11, 202, 5th year/2nd with Titans, Tulane) - The former undrafted free agent arrived in October 2021 after previous time in Cleveland (2018-20) and Houston (2020). He set career highs with five starts and 350 rushing yards in 2021.

	G	GS	Att	Yds	Avg	Lg	TD	Rec	Yds	Avg	Lg	TD
2022	8	1	18	123	6.8	30	0	15	146	9.7	31	3
Career	48	6	96	570	5.9	68t	4	56	432	7.7	31	3

WR 8-Cody Hollister (6-4, 220, 3rd Year/2nd with Titans, Arkansas) - After spending two seasons in New England, he arrived in Tennessee in 2019. He appeared in 10 contests with one start from 2019 to 2021, totaling seven receptions for 58 yards.

	G	GS	Rec	Yds	Avg	Lg	TD
2022	9	3	3	54	18.0	27	0
Career	19	4	10	112	11.2	27	0

C/G 62-Corey Levin (6-4, 307, 4th Year/4th with Titans, Chattanooga) - A sixth-round pick in 2017, Levin re-joined the Titans in 2021 after being claimed off waivers from the N.Y. Jets. He has also spent time with the Broncos, Bears and Patriots.

2022 G/GS: 9/0, Career G/GS: 37/1

TE 85-Chig Okonkwo (6-3, 238, Rookie, Maryland) - The fourth-round pick appeared in 37 games with 20 starts over four seasons (2018-21) at Maryland, totaling 77 receptions for 717 yards and eight touchdowns. His 52 receptions as a senior ranked second in program history by a tight end.

	G	GS	Rec	Yds	Avg	Lg	TD
2022/Career	9	4	7	141	20.1	48	1

OL 75-Dillon Radunz (6-6, 301, 2nd Year/2nd with Titans, North Dakota State) - The second-round draft pick in 2021 appeared in 12 games with one start as a rookie. He started 32 games at left tackle in college.

2022 G/GS: 7/2, Career G/GS: 19/3

QB 7-Malik Willis (6-1, 219, Rookie, Liberty) - The third-round pick spent three total years at Liberty after transferring from Auburn. During two seasons as Liberty's starter (2020-21), he directed the Flames to two bowl victories and led the FBS with 74 total passing (47) and rushing (27) touchdowns.

	G	GS	Att	Cmp	Pct	Yds	TD	Int	Lg	Sk	Rate
'22/Career	5	2	30	12	40.0	141	0	1	48	6	41.1

SPECIALISTS

LS 46-Morgan Cox (6-4, 233, 13th Year/2nd with Titans, Tennessee) - Cox was signed as an unrestricted free agent in 2021 after playing his first 11 seasons in Baltimore, where he earned four Pro Bowl berths.

2022 G/GS: 9/0, Career G/GS: 191/0

K 14-Randy Bullock (5-9, 210, 11th Year/2nd with Titans, Texas A&M) - After spending his first nine NFL seasons primarily in Houston (2012-15) and Cincinnati (2016-20), he joined the Titans in 2021. His 120 points in 2021 ranked ninth in franchise history.

	G	FGM	FGA	Pct	Lg	XPM	XPA	Pts
2022	9	11	13	84.6	48	19	19	52
Career	132	205	246	83.3	57	276	289	891

P 4-Ryan Stonehouse (5-10, 193, Rookie, Colorado State) - The undrafted rookie appeared in 53 games over five seasons at Colorado State (2017-21) and set the NCAA record for career gross punting average (47.8). In 2021, he recorded a 50.9-yard average on 58 punts.

	G	Punt	Blk	Yds	Avg	Lg	TB	I20	NetAvg
'22/Career	9	51	0	2,711	53.2	74	5	20	45.3

REGULAR TITANS LINEUP

DEFENSIVE STARTERS

DE 95-DeMarcus Walker (6-4, 280, 6th Year/1st with Titans, Florida State) - Signed as a free agent in 2022, the former second-round pick arrived in Tennessee with 49 games of experience with the Denver Broncos (2017-20) and Houston Texans (2021).

	GP	GS	Tackle	Sack	QBP	TFL	Int	PD	FF	FR
2022	9	4	14	3.5	14	3	0	0	0	0
Career	58	11	96	16.0	37	17	0	2	2	1

NT 93-Teair Tart (6-2, 304, 3rd Year/3rd with Titans, Florida International) - Originally an undrafted free agent in 2020, he totaled 18 games in his first two seasons, including 10 starts in 2021.

	GP	GS	Tackle	Sack	QBP	TFL	Int	PD	FF	FR
2022	9	9	18	0.0	13	2	1	5	0	0
Career	27	20	39	0.0	18	5	1	6	0	0

DT 98-Jeffery Simmons (6-4, 305, 4th Year/4th with Titans, Mississippi State) - The 19th overall draft pick in 2019 made his first Pro Bowl in 2021 after setting career highs in several categories, including games (17), starts (17), tackles (54), sacks (8.5) and passes defended (six). He appeared in 29 consecutive games through the end of 2021.

	GP	GS	Tackle	Sack	QBP	TFL	Int	PD	FF	FR
2022	8	8	30	5.5	31	6	0	4	1	0
Career	49	47	173	19.0	123	23	0	16	2	3

OLB 48-Bud Dupree (6-4, 269, 8th Year/2nd with Titans, Kentucky) - The former first-round pick signed in Tennessee in 2021 following six seasons in Pittsburgh, where he totaled 39.5 sacks in 81 games. In his first season with the Titans, he appeared in 11 games and totaled three sacks.

	GP	GS	Tackle	Sack	QBP	TFL	Int	PD	FF	FR
2022	6	6	8	3.0	19	3	0	1	0	2
Career	98	78	256	45.5	98	58	1	13	9	5

ILB 51-David Long Jr. (5-11, 227, 4th Year/4th with Titans, West Virginia) - The 2019 sixth-round pick emerged as a starter in the second half of 2020. In 2021, he set career highs with nine starts and 75 tackles, which tied for second place on the squad.

	GP	GS	Tackle	Sack	QBP	TFL	Int	PD	FF	FR
2022	9	9	71	0.0	4	4	2	4	0	0
Career	47	23	211	0.0	11	12	4	13	1	0

ILB 53-Dylan Cole (6-0, 237, 6th Year/2nd with Titans, Missouri State) - Cole joined the Titans during the 2021 campaign and set a career high with 10 special teams tackles. Prior to arriving in Tennessee, he totaled 37 games with the Texans after entering the NFL as a rookie free agent in 2017.

	GP	GS	Tackle	Sack	QBP	TFL	Int	PD	FF	FR
2022	9	4	29	1.0	3	3	0	1	0	0
Career	55	5	102	2.0	6	9	2	9	0	1

OLB 96-Denico Autry (6-5, 285, 9th Year/2nd with Titans, Mississippi State) - Originally a rookie free agent with the Raiders in 2014, he totaled 96 games with the Raiders (2014-17) and Colts (2018-20) before joining the Titans. In 2021, he played in all 17 games and matched a career high with nine sacks.

	GP	GS	Tackle	Sack	QBP	TFL	Int	PD	FF	FR
2022	9	5	20	7.0	34	6	0	2	1	0
Career	122	72	268	46.5	131	66	0	27	4	3

CB 21-Roger McCreary (5-11, 190, Rookie, Auburn) - The second-round pick (35th overall) was a two-year starter at Auburn, where he compiled six interceptions and 35 passes defended in 42 games (23 starts).

	GP	GS	Tackle	Sack	QBP	TFL	Int	PD	FF	FR
'22/Career	9	9	56	0.0	0	1	1	3	0	0

S 31-Kevin Byard (5-11, 212, 7th Year/7th with Titans, Middle Tennessee State) - The 2016 third-round pick appeared in all 97 games with 88 starts during his first six seasons. He ranked third in the NFL from 2017-21 with 23 total interceptions. His five interceptions in 2021 helped him earn AP All-Pro honors and his second career Pro Bowl.

	GP	GS	Tackle	Sack	QBP	TFL	Int	PD	FF	FR
2022	9	9	60	0.0	1	0	1	1	0	0
Career	106	97	596	4.0	16	13	24	63	3	3

S 37-Amani Hooker (5-11, 210, 4th Year/4th with Titans, Iowa) - The fourth-round pick in 2019 played in 44 games in his first three seasons. He made 12 starts in 2021 and set a career high with 62 tackles.

	GP	GS	Tackle	Sack	QBP	TFL	Int	PD	FF	FR
2022	5	5	23	0.0	0	1	1	2	1	1
Career	49	20	142	0.0	0	3	6	14	2	1

CB 26-Kristian Fulton (5-11, 197, 3rd Year/3rd with Titans, Louisiana State) - The 2020 second-rounder had one interception in six games as a rookie. He followed that with 13 starts, two interceptions and a team-high 14 passes defended in his second campaign.

	GP	GS	Tackle	Sack	QBP	TFL	Int	PD	FF	FR
2022	7	7	32	0.0	0	3	1	5	1	1
Career	26	22	88	1.0	1	4	4	20	1	1

DEFENSIVE RESERVES

DB 47-Andrew Adams (5-11, 202, 7th Year/1st with Titans, Connecticut) - Signed off Pittsburgh's practice squad during the 2022 season, Adams also played previously with the Giants (2016-17) and Buccaneers (2018-21).

	GP	GS	Tackle	Sack	QBP	TFL	Int	PD	FF	FR
2022	6	4	32	0.0	2	0	1	1	0	0
Career	93	39	207	0.0	6	6	8	24	2	0

DE 94-Mario Edwards Jr. (6-3, 277, 8th Year/1st with Titans, Florida State) - The former second-round pick was signed off Jacksonville's practice squad in Week 4. He also spent previous time with the Oakland Raiders (2015-17), New York Giants (2018), New Orleans Saints (2019) and Chicago Bears (2020-21).

	GP	GS	Tackle	Sack	QBP	TFL	Int	PD	FF	FR
2022	6	1	9	2.0	16	3	0	0	0	0
Career	92	26	127	18.5	51	22	0	4	5	0

CB 3-Caleb Farley (6-2, 197, 2nd Year/2nd with Titans, Virginia Tech) - The 22nd overall pick in 2021 was limited to three games as a rookie due to injuries. He had six interceptions in 24 games at Virginia Tech.

	GP	GS	Tackle	Sack	QBP	TFL	Int	PD	FF	FR
2022	9	1	10	0.0	0	0	0	0	0	0
Career	12	2	14	0.0	0	0	0	1	0	0

DB 20-Lonnie Johnson Jr. (6-2, 213, 4th Year/1st with Titans, Kentucky) - Acquired off waivers from Kansas City during the 2022 preseason, the former second-round pick of the Texans spent 2019 through 2021 in Houston, totaling 19 starts, 159 tackles and three interceptions in 44 total games.

	GP	GS	Tackle	Sack	QBP	TFL	Int	PD	FF	FR
2022	8	0	3	0.0	0	0	0	0	0	0
Career	52	19	162	0.0	3	1	3	13	0	0

DB 28-Joshua Kalu (6-0, 203, 4th Year/3rd with Titans, Nebraska) - The former undrafted free agent rejoined the Titans in 2022 after a season with the Giants. He played in 28 games for the Titans from 2018 to 2020, totaling 26 tackles, 15 special teams stops and a blocked field goal.

	GP	GS	Tackle	Sack	QBP	TFL	Int	PD	FF	FR
2022	8	2	17	0.0	0	0	0	3	0	0
Career	36	2	27	0.0	0	0	0	4	1	0

CB 39-Terrance Mitchell (5-11, 191, 9th Year/1st with Titans, Oregon) - Signed as a free agent in Week 3 of the 2022 season, the former seventh-round pick played previously with Dallas (2015), Chicago (2015), Kansas City (2016-17), Cleveland (2018-20) and Houston (2021), collecting eight career interceptions in that time.

	GP	GS	Tackle	Sack	QBP	TFL	Int	PD	FF	FR
2022	7	3	32	0.0	0	1	1	4	1	0
Career	90	54	298	1.0	1	6	9	63	10	1

CB 24-Elijah Molden (5-10, 192, 2nd Year/2nd with Titans, Washington) - The third-round draft pick (100th overall) appeared in 16 games as a rookie in 2021, including seven starts in sub-packages. He played 44 collegiate games with 153 tackles and five interceptions.

	GP	GS	Tackle	Sack	QBP	TFL	Int	PD	FF	FR
2022	1	1	3	0.0	0	1	0	0	0	0
Career	17	8	63	0.0	6	4	1	4	1	1

ILB 56-Monty Rice (6-0, 233, Rookie, Georgia) - The Huntsville, Ala., native was selected in the third round of the 2021 NFL Draft. At Georgia (2017-20), he appeared in 47 games with 28 starts.

	GP	GS	Tackle	Sack	QBP	TFL	Int	PD	FF	FR
2022	5	1	7	0.0	0	1	0	0	0	0
Career	15	5	37	0.0	0	1	0	1	0	0

DE 97-Kevin Strong (6-4, 295, 4th Year/2nd with Titans, Texas-San Antonio) - After two-plus seasons in Detroit, where he totaled 15 games played and one start, he joined the Titans practice squad during the 2021 campaign and was later promoted to the 53-man roster.

	GP	GS	Tackle	Sack	QBP	TFL	Int	PD	FF	FR
2022	8	1	11	0.0	9	0	0	1	0	0
Career	28	2	37	1.0	11	1	0	2	0	0

OLB 99-Rashad Weaver (6-4, 259, 2nd Year/2nd with Titans, Pittsburgh) - As a rookie in 2021, the fourth-round pick suffered a season-ending injury in the third game of the season. At Pittsburgh, he was a consensus All-American as a senior after totaling 14.5 tackles for loss and 7.5 sacks.

	GP	GS	Tackle	Sack	QBP	TFL	Int	PD	FF	FR
2022	8	2	12	5.5	26	4	0	2	2	0
Career	10	2	14	5.5	26	4	0	2	2	0

THE TITANS ON THURSDAYS

The Titans play on Thursday this week for the 25th time in franchise history. The team enters the game with an all-time record of 12-12 on Thursdays.

More specifically, the Titans own a 7-10 all-time record in Thursday primetime games. They are 7-4 at home on Thursday nights and 0-6 on the road.

This week marks the first time the Titans have played the Packers on a Thursday.



All-time Thursday games in Oilers/Titans history (includes primetime and daytime games):

Date	Opponent	Result, Score
11/28/68*	at Kansas City	L, 10-24
11/27/69*	San Diego	L, 17-21
11/22/79*	at Dallas	W, 30-24
12/04/80	Pittsburgh	W, 6-0
12/03/81	Cleveland	W, 17-13
11/24/88*	at Dallas	W, 25-17
11/26/92*	at Detroit	W, 24-21
10/13/94	Cleveland	L, 8-11
11/27/97*	at Dallas	W, 27-14
12/04/97	at Cincinnati	L, 14-41

Titans Era (1999–present):

12/09/99	Oakland	W, 21-14
11/27/08*	at Detroit	W, 47-10
09/10/09	at Pittsburgh	L, 10-13 (OT)
12/09/10	Indianapolis	L, 28-30
10/11/12	Pittsburgh	W, 26-23
11/14/13	Indianapolis	L, 27-30
12/18/14	at Jacksonville	L, 13-21
11/19/15	at Jacksonville	L, 13-19
10/27/16	Jacksonville	W, 36-22
11/16/17	at Pittsburgh	L, 17-40
12/6/18	Jacksonville	W, 30-9
9/19/19	at Jacksonville	L, 7-20
11/12/20	Indianapolis	L, 17-34
12/23/21	San Francisco	W, 20-17

All-Time Thursday Record 12-12

* Thanksgiving Day

FRANCHISE PRIMETIME SUMMARY

All-time, the Titans are 46-44 in primetime telecasts, which includes regular season games played on Monday, Tuesday, Thursday, Friday, Saturday and Sunday evenings.

This week's game is the third of four scheduled primetime appearances for the Titans in 2022. They lost at Buffalo on Monday night, Sept. 19, and at Kansas City on Sunday night, Nov. 6. They also host Dallas on Thursday night, Dec. 29.

Franchise history in primetime games:

Day	Overall	Pct.	Home	Road
Monday Night	25-19	.568	15-9	10-10
Tuesday Night	1-0	1.000	1-0	0-0
Thursday Night	7-10	.412	7-4	0-6
Friday Night	0-1	.000	0-1	0-0
Saturday Night	1-2	.333	0-2	1-0
Sunday Night	12-12	.500	8-5	4-7
Totals	46-44	.511	31-21	15-23

PRIMETIME GAMES IN THE TITANS ERA

All primetime results in the "Titans era" (since 1999):

Year	Day, Date	Opponent	Score	Result
1999	Sun., Nov. 7	at Miami (ESPN)	0-17	L
1999	Thurs., Dec. 9	OAKLAND (ESPN)	21-14	W
2000	Sun., Sept. 3	at Buffalo (ESPN)	13-16	L
2000	Mon., Oct. 16	JACKSONVILLE (ABC)	27-13	W
2000	Mon., Oct. 30	at Washington (ABC)	27-21	W
2000	Mon, Dec. 25	DALLAS (ABC)	31-0	W
2001	Sun, Sept. 9	MIAMI (ESPN)	23-31	L



2001	Mon., Oct. 29	at Pittsburgh (ABC)	7-34	L
2001	Mon., Nov. 12	BALTIMORE (ABC)	10-16	L
2001	Sat., Dec. 22	at Oakland (ABC)	13-10	W
2002	Mon., Dec. 16	NEW ENGLAND (ABC)	24-7	W
2003	Sun., Sept. 7	OAKLAND (ESPN)	25-20	W
2003	Mon., Dec. 1	at New York Jets (ABC)	17-24	L
2004	Mon., Oct. 11	at Green Bay (ABC)	48-27	W
2004	Mon., Dec. 13	KANSAS CITY (ABC)	38-49	L
2004	Sat., Dec. 25	DENVER (ESPN)	16-37	L
2007	Mon., Sept. 24	at New Orleans (ESPN)	31-14	W
2007	Mon., Nov. 19	at Denver (ESPN)	20-34	L
2007	Sun., Dec. 30	at Indianapolis (NBC)	16-10	W
2008	Mon., Oct. 27	INDIANAPOLIS (ESPN)	31-21	W
2009	Thurs., Sept. 10	at Pittsburgh (NBC)	10-13	L (OT)
2009	Sun., Oct. 11	INDIANAPOLIS (NBC)	9-31	L
2009	Mon., Nov. 23	at Houston (ESPN)	20-17	W
2009	Fri., Dec. 25	SAN DIEGO (NFLN)	17-42	L
2010	Mon., Oct. 18	at Jacksonville (ESPN)	30-3	W
2010	Thur., Dec. 9	INDIANAPOLIS (NFLN)	28-30	L
2012	Thur., Oct. 11	PITTSBURGH (NFLN)	26-23	W
2012	Mon., Dec. 17	N.Y. JETS (ESPN)	14-10	W
2013	Thur., Nov. 14	INDIANAPOLIS (NFLN)	27-30	L
2014	Mon., Nov. 17	PITTSBURGH (ESPN)	24-27	L
2014	Thur., Dec. 18	at Jacksonville (NFLN)	13-21	L
2015	Thur., Nov. 19	at Jacksonville (NFLN)	13-19	L
2016	Thur., Oct. 27	JACKSONVILLE (NFLN)	36-22	W
2017	Mon., Oct. 16	INDIANAPOLIS (ESPN)	36-22	W
2017	Thur., Nov. 16	at Pittsburgh (NBC/NFLN)	17-40	L
2018	Mon., Nov. 5	at Dallas (ESPN)	28-14	W
2018	Mon., Nov. 26	at Houston (ESPN)	17-34	L
2018	Thur., Dec. 6	JACKSONVILLE (FOX/NFLN)	30-9	W
2018	Sun., Dec. 30	INDIANAPOLIS (NBC)	17-33	L
2019	Thur., Sept. 19	at Jacksonville (NFLN)	7-20	L
2020	Mon., Sept. 14	at Denver (ESPN)	16-14	W
2020	Tues., Oct. 13	BUFFALO (CBS)	42-16	W
2020	Thur., Nov. 12	INDIANAPOLIS (FOX/NFLN)	17-34	L
2020	Sun., Dec. 27	at Green Bay (NBC)	14-40	L
2021	Mon., Oct. 18	BUFFALO (ESPN)	34-31	W
2021	Sun., Nov. 7	at Los Angeles Rams (NBC)	28-16	W
2021	Thur., Dec. 23	SAN FRANCISCO (NFLN)	20-17	W
2022	Mon., Sept. 19	at Buffalo (ESPN)	7-41	L
2022	Sun., Nov. 6	at Kansas City (NBC)	17-20	L (OT)
2022	Thur., Nov. 17	at Green Bay (Prime Video)		
2022	Thur., Dec. 29	DALLAS (Prime Video)		

LAST WEEK VS. THE BRONCOS

Week 10: Titans 17, Broncos 10
Sunday, Nov. 13, 2022 • 12:00 p.m. CT • Nissan Stadium



In Week 10 of the 2022 season, the Titans hosted the Broncos and won by a score of 17-10. The defense recorded six sacks, the highest total during Head Coach **Mike Vrabel's** tenure, and allowed Denver to convert only four of their 17 third-down attempts (23.5 percent). Tennessee did not allow the Broncos to run a single red zone play.

Denver got on the board first and pulled ahead to a 10-0 lead. First, Broncos QB **Russell Wilson** led his team on an 80-yard scoring drive that resulted in a 66-yard touchdown pass to Broncos WR **Jalen Virgil**, 7-0.

Later in the second quarter, Denver constructed a nine-play scoring drive that included a 17-yard first-down pass from Wilson to Broncos WR **Courtland Sutton**. Ultimately, Denver was forced to settle for a field goal as Broncos K **Brandon McManus** converted a 39-yard attempt for a 10-0 lead.

However, the Titans put together a scoring drive of their own on the ensuing possession. QB **Ryan Tannehill** connected with WRs **Robert Woods** and **Nick Westbrook-Ikhine** for first-down passes and added an 11-yard first-down rush to move the sticks. The drive culminated in a nine-yard touchdown pass from Tannehill to Westbrook-Ikhine to cut Denver's lead to 10-7 heading into halftime.

Tennessee took the lead in the third quarter and never relinquished it. First, a three-play, 80-yard scoring drive saw the Titans pull ahead. RB **Derrick Henry** rushed for two yards, WR **Treyton Burks** caught a 15-yard ball, and then Tannehill hit Westbrook-Ikhine on a flea flicker for a 63-yard touchdown as Tennessee took a 14-10 lead.

In the fourth quarter, the Titans tacked on another score as a 10-play scoring possession culminated in a 35-yard field goal by K **Randy Bullock**, 17-10. The Tennessee defense shut out the Broncos in the second half, allowing the Titans to preserve the lead and seal a win at home.

SCORING

	1	2	3	4	Final
Denver	0	10	0	0	10
Tennessee	0	7	7	3	17

TEAM	SCORING PLAY	TIME
Broncos	J.Virgil 66 yd. pass from R.Wilson (B.McManus kick)	2-8:21
Broncos	B.McManus 39 yd. Field Goal	2-2:23
Titans	N.Westbrook-Ikhine 9 yd. pass from R.Tannehill (R.Bullock kick)	2-0:12
Titans	N.Westbrook-Ikhine 63 yd. pass from R.Tannehill (R.Bullock kick)	3-5:14
Titans	R.Bullock 35 yd. Field Goal	4-2:59

Missed FGs: None

Attendance: 69,240

Time of Game: 3:20

Weather: 35°, Cloudy, Wind NNE 7 mph

Referee: Scott Novak

[CLICK TO WATCH HIGHLIGHTS](#)



TEAM STATISTICS

BRONCOS STARTERS

OFFENSE		DEFENSE	
WR 14	C.Sutton	OLB 53	J.Cooper
WR 10	J.Jeudy	DL 99	D.Williams
LT 76	C.Anderson	DL 98	M.Purcell
LG 66	D.Risner	DT 97	Dj.Jones
C 61	G.Glasgow	DE 93	D.Jones
RG 77	Q.Meinerz	ILB 47	J.Jewell
RT 57	B.Turner	ILB 50	J.Griffith
TE 80	G.Dulcich	ILB 49	A.Singleton
WR 15	J.Virgil	LCB 2	P.Surtain
QB 3	R.Wilson	RCB 27	D.Mathis
RB 25	M.Gordon	SS 22	K.Jackson

TITANS STARTERS

OFFENSE		DEFENSE	
WR 2	R.Woods	DE 94	M.Edwards
TE 87	G.Swaim	DE 97	K.Strong
LT 71	D.Daley	NT 93	T.Tart
LG 55	A.Brewer	DL 96	D.Autry
C 60	B.Jones	LB 51	D.Long
RG 64	N.Davis	LB 56	M.Rice
RT 78	N.Petit-Frere	CB 21	R.McCreary
TE 85	C.Okonkwo	S 31	K.Byard
WR 15	N.Westbrook-Ikhine	S 47	A.Adams
QB 17	R.Tannehill	CB 39	T.Mitchell
RB 22	D.Henry	CB 24	E.Molden

BRONCOS INDIVIDUAL STATISTICS

Rushing	Att	Yds	Avg	Lg	TD
L.Murray	9	24	2.7	10	0
M.Gordon	7	24	3.4	11	0
C.Edmonds	2	9	4.5	10	0
R.Wilson	7	8	1.1	9	0
Total	25	65	2.6	11	0

Passing	Att	Cmp	Yds	TD	Lg	IN	Rt
R.Wilson	42	21	286	1	66	1	70.1
Total	42	21	286	1	66	1	70.1

Receiving	No	Yds	Avg	Lg	TD
C.Sutton	6	66	11.0	17	0
K.Hinton	4	62	15.5	35	0
M.Gordon	4	46	11.5	17	0
L.Murray	3	23	7.7	14	0
J.Virgil	1	66	66.0	66	1
E.Saubert	1	12	12.0	12	0
G.Dulcich	1	11	11.0	11	0
C.Edmonds	1	0	0.0	0	0
Total	21	286	13.6	66	1

Interceptions	No	Yds	Avg	Lg	TD
None					

Leading Tacklers (Press Box Totals)
 J.Jewell 9-6-3; A.Singleton 7-4-3; K.Jackson 5-4-1

Sacks: J.Martin 1
FF: None
FR: M.Purcell 1

TITANS INDIVIDUAL STATISTICS

Rushing	Att	Yds	Avg	Lg	TD
D.Henry	19	53	2.8	10	0
R.Tannehill	2	12	6.0	11	0
D.Hilliard	1	2	2.0	2	0
M.Willis	1	-4	-4.0	-4	0
Total	23	63	2.7	11	0

Passing	Att	Cmp	Yds	TD	Lg	IN	Rt
R.Tannehill	36	19	255	2	63	0	94.1
Total	36	19	255	2	63	0	94.1

Receiving	No	Yds	Avg	Lg	TD
N.Westbrook-Ikhine	5	119	23.8	63	2
A.Hooper	5	41	8.2	17	0
T.Burks	3	24	8.0	15	0
D.Henry	2	14	7.0	7	0
R.Woods	2	10	5.0	6	0
C.Okonkwo	1	41	41.0	41	0
D.Hilliard	1	6	6.0	6	0
Total	19	255	13.4	63	2

Interceptions	No	Yds	Avg	Lg	TD
T.Mitchell	1	1	1.0	1	0
Total	1	1	1.0	1	0

Leading Tacklers (Press Box Totals)
 T.Mitchell 8-7-1; D.Long 8-3-5; A.Adams 7-6-1; M.Rice 7-4-3

Sacks: D.Walker 1.5; R.Weaver 1.5; D.Cole 1;
 M.Edwards 1; N.Jones 1
FF: R.Weaver 1
FR: None

	Broncos	Titans
TOTAL FIRST DOWNS	18	14
THIRD DOWN EFFICIENCY	4-17-23.5%	6-16-37.5%
FOURTH DOWN EFFICIENCY	2-3-66.7%	0-0-0.0%
TOTAL NET YARDS	313	307
Plays - Avg.	73-4.3	60-5.1
NET YARDS RUSHING	65	63
Rushes - Avg.	25-2.6	23-2.7
NET YARDS PASSING	248	244
Sacks - Yards Lost	6-38	1-11
PASS ATT-COMP-INT	42-21-1	36-19-0
PUNTS - Avg.	9-45.7	8-54.0
Net Punting Average	37.8	47.3
PUNT RETURNS - Yards	3-14	4-51
KICKOFF RETURNS - Yards	2-18	1-17
INTERCEPTIONS - Yards	0-0	1-1
PENALTIES Number and Yards	8-50	9-60
FUMBLES Number and Lost	3-0	2-1
TOUCHDOWNS	1	2
EXTRA POINTS Made-Attempts	1-1	2-2
RED ZONE EFFICIENCY	0-0-0%	1-2-50%
GOAL TO GO EFFICIENCY	0-0-0%	1-1-100%
SAFETIES	0	0
GIVEAWAYS	1	1
TAKEAWAYS	1	1
TIME OF POSSESSION	33:57	26:03

GAME PREVIEW

TEAM NOTES

PLAYER NOTES

MEDIA

STATISTICS

ROSTERS

NOTES FROM LAST WEEK'S GAME



TEAM NOTES

- The Titans improved to 6-3 to remain in first place in the AFC South. It marks the third consecutive season the Titans have been 6-3 or better after nine games.
- The win gave the Titans two consecutive victories over the Broncos for the first time since 1979–1980 (including playoffs).
- It was the Titans' third consecutive victory at Nissan Stadium.
- Cornerback **Elijah Molden** and wide receiver **C.J. Board** became the 69th and 70th members of the team to appear in a game in 2022. Entering the week, the Titans' 68 players used tied for the second-highest total in the NFL.
- Four Titans defenders recorded their first start of the season: linebacker **Monty Rice**, defensive back **Elijah Molden** and defensive linemen **Kevin Strong** and **Mario Edwards Jr.**
- With several starters out of the lineup due to injury, only four Titans defenders who started in Week 1 against the New York Giants were on the field to open the game against the Broncos: nose tackle **Tearl Tart**, linebacker **David Long Jr.**, cornerback **Roger McCreary** and safety **Kevin Byard**.
- The Titans sacked Broncos quarterback Russell Wilson six times. It was the defense's highest sack total in the regular season since **Mike Vrabel** became head coach in 2018. The last time the unit reached the mark in the regular season was an eight-sack performance at Arizona on Dec. 10, 2017.
- The Titans defense improved its streak to six consecutive games with three or more sacks. It is the franchise's longest such streak within a season since a six-game run in 1979. It is also the longest active streak of its kind in the NFL.
- For the third time in four games, the Titans limited their opponent to 10 total points. They have only allowed more than 22 points one time in 2022.
- The Titans shut out their opponent in the second half for the first time in 2022 and for the first time since not allowing a point in the final two quarters against the Miami Dolphins on Jan. 2, 2022. The Titans allowed the Broncos only 106 total yards in the second half.
- The Broncos converted only four of their 17 third-down attempts, a rate of 23.5 percent. The Titans entered the week ranked first in the NFL in third-down percentage, and for the season they now have yielded a total of 34 conversions on 122 attempts on third down (27.9 percent).
- The Titans defense extended its streak to seven consecutive games with an interception. It is the team's longest streak since it had eight straight games with at least one interception in 2010. In 2022, only the New England Patriots (eight games) have a longer active streak than the Titans.
- For the first time in 2022, the Titans opponent did not run an offensive play in the red zone.

- For the seventh consecutive game, the Titans defense did not allow the opposing offense to register 100 rushing yards as a team. The Broncos totaled 65 rushing yards on 25 attempts for an average of 2.6 yards per carry.

CB TRE AVERY

- Led the team with two special teams tackles.

WR C.J. BOARD

- Saw action for the first time in a Titans uniform and returned four punts for 51 yards (12.8 avg.).
- Returned a punt 17 yards in the first quarter.
- Caught a **Ryan Stonehouse** punt on the coverage unit to down the ball at Denver's six-yard line in the first quarter.

K RANDY BULLOCK

- Made a 35-yard field goal in the fourth quarter and connected on both of his extra point attempts.

WR TREYLON BURKS

- Returned to action after missing four games on injured reserve.
- Totaled 24 yards on three receptions, including a 15-yard grab.

ILB DYLAN COLE

- Tallied four tackles, a sack and two tackles for loss.
- Notched his second career sack, taking down **Russell Wilson** for a nine-yard loss in the fourth quarter. The sack was on third down to end a Broncos drive. It was his first sack since Oct. 1, 2017 as a member of the Houston Texans.

DE MARIO EDWARDS JR.

- Registered his first start of the season and his first start as a member of the Titans.
- Totaled four tackles, one sack and two tackles for loss.
- Recorded his second consecutive game with a sack, dropping **Russell Wilson** for a nine-yard loss in the first quarter. It gave him 18.5 career sacks.

RB DERRICK HENRY

- Led the team with 53 rushing yards on 19 carries and added two receptions for 14 yards.
- Reached 1,000 career receiving yards, joining **Eddie George** and **Chris Johnson** as the franchise's only players with 7,000 rushing yards and 1,000 receiving yards with the organization.

TE AUSTIN HOOPER

- Tied for the team lead with five receptions for 41 yards.
- Converted a third-and-11 with a 17-yard catch in the fourth quarter.

DT NAQUAN JONES

- Totaled three tackles, one sack and two tackles for loss.
- Registered his first sack of the season, dropping **Russell Wilson** for a one-yard loss in the third quarter. It gave him 3.5 career sacks.

ILB DAVID LONG JR.

- Tied for the team lead with eight tackles.

NOTES FROM LAST WEEK'S GAME

CB TERRANCE MITCHELL

- Helped seal the victory with an interception at the goal line in the final 20 seconds of the fourth quarter. It was his first interception in a Titans uniform and the ninth interception of his career.
- Tied for the team lead with three passes defended and with eight tackles.

CB ELIJAH MOLDEN

- Started in his first appearance of 2022.
- Recorded three tackles, including a tackle for loss, before leaving the game in the second half with an injury.

TE CHIG OKONKWO

- Posted a 41-yard reception to convert a third-and-four in the fourth quarter.
- Joined **A.J. Brown** (three times) as the only Titans players since the beginning of 2011 to have a reception of at least 40 yards in back-to-back games. Okonkwo became the Titans' first tight end to accomplish the feat since at least the beginning of the 2000 campaign.

ILB MONTY RICE

- Notched his first start of the season.
- Tied for third place on the defense with seven tackles, including a tackle for loss.

P RYAN STONEHOUSE

- Punted eight times for a 54.0-yard gross average and a 47.3-yard net average with three punts placed inside the 20.
- Pinned the Broncos inside their own 10-yard line three times in the first quarter: first on the four-yard line with a 64-yard punt, then on the six-yard line with a 38-yard punt, and finally on the eight-yard line with a 42-yard punt.
- Booted a 74-yard punt in the second quarter, his longest punt through nine NFL games. It was the Titans' longest punt since **Brett Kern's** 74-yarder against Cincinnati on Nov. 12, 2017.

DE KEVIN STRONG

- Registered his second career start and his first as a member of the Titans and registered one tackle.

QB RYAN TANNEHILL

- Returned to the lineup after missing two contests due to injury. He became the sixth quarterback to register 50 regular-season starts with the organization, joining **George Blanda**, **Dan Pastorini**, **Warren Moon**, **Steve McNair** and **Marcus Mariota**.
- With the victory, he set the record for the most wins by a Titans/Oilers starting quarterback in the first four seasons of a player's career with the organization. He improved his starting record with the Titans to 37-18, including a 35-15 record in the regular season and a 2-3 mark in the postseason. **George Blanda** won 34 games in the regular season and added a pair of postseason wins for 36 total wins from 1960 to 1963, and no starting quarterback until Tannehill equaled Blanda's totals through four seasons with the club.
- Completed 19 of 36 passes for 255 yards with two touchdowns and no interceptions, computing to a 94.1 passer rating. It was the fifth time with a passer rating of 94.0 or greater in his seven starts in 2022.
- Added two carries for 12 yards, including an 11-yard scramble to help set up a touchdown in the second quarter.
- Registered his 66th career game with two or more touchdown passes.

- Completed both touchdown passes to **Nick Westbrook-Ikhine**. The duo connected on a nine-yard score in the second quarter and a 63-yarder on a flea-flicker in the third quarter. It was his longest completion since a 75-yard touchdown pass against Detroit on Dec. 20, 2020. He improved his season total to eight touchdown passes and his career total to 207 touchdown passes.
- Recorded his fourth consecutive start with no interceptions, which tied for the longest streak of his career in a single season (three times, last in 2016).

DE DEMARCUS WALKER

- Totaled three tackles, including 1.5 sacks.
- In the fourth quarter, he took down **Russell Wilson** for a nine-yard sack and split a two-yard sack with **Rashad Weaver**. It gave him 3.5 sacks in 2022 and 16 sacks in his career.
- Registered his third consecutive game with at least one sack, marking the first three-game sack streak of his career.

OLB RASHAD WEAVER

- Totaled two tackles, 1.5 sacks, one pass defended and one forced fumble
- Totaled 1.5 sacks on the final defensive series of the game to help seal the victory. He split a two-yard sack of **Russell Wilson** with **DeMarcus Walker**, and later in the same drive, he registered his second career strip-sack (ball recovered by Denver). He improved his season and career totals to 5.5 sacks.

WR NICK WESTBROOK-IKHINE

- Led the team and set career highs with 119 yards and two touchdowns on five receptions (tied for team lead).
- Registered his second career 100-yard receiving game.
- Gained 25 yards on a catch in the first quarter.
- Caught a nine-yard touchdown pass from **Ryan Tannehill** in the second quarter, capping a drive in which he had three catches for 31 yards.
- Recorded a career-long 63-yard touchdown pass on a flea-flicker in the third quarter, topping his previous long of 61 yards at Washington on Oct. 9, 2022. It was the team's longest reception since **Corey Davis'** 75-yard touchdown against Detroit on Dec. 20, 2020.



SELECT TITANS POSTGAME QUOTES

SUNDAY, NOV. 13, 2022

HEAD COACH MIKE VRABEL

How key was it to have the defense register six sacks?

It was absolutely huge. For us to go out there and keep battling in all three phases, they never quit. They tried to pick each other up and support each other. When the offense needed a play, the defense was able to come and help. When we made a mistake on offense or we gave up a touchdown on defense, we needed a drive offensively, we needed a big play, our special teams kept us in there and did a great job with field position.

What was the key to registering six sacks without linebackers Bud Dupree and Zach Cunningham?

They probably weren't at 100 percent either. That is how it goes in this league. I know that those guys took advantage of their opportunities. DeMarcus (Walker), Mario (Edwards Jr.), Denico (Autry) and the whole crew played relentless. We were able to get the stop there at the end on fourth down. They battled and they had them running and scrambling.

Has the flea flicker play been in the playbook for awhile or was it added this week?

Some of those you just try to carry and try hit at the right time.

What were the keys to the wide receivers having a productive day?

We just did enough to win the game. There will be a lot of things that we'll have to take a look in all three phases. To be able determine that right now, I don't know if that's fair to anybody. We make sure that when we throw it that we have time to throw, it starts there. It starts with the ability to protect the quarterback. The quarterback making great decisions. Then guys going to make plays. I can't really answer that. I can't honestly answer that right now just coming off the game, being where I was on the sidelines. I thought we had some plays that we made. I'm sure we left some out there.

How important was it to have a productive passing day given they were able to try and stifle running back Derrick Henry?

We had some big plays. Every week everybody is intent on stopping Derrick (Henry). That can go for next Thursday, the Sunday after that and the Sunday after that. We have to get him going. That is obvious. Today was tough sledding. We have to get the back going in unison with the line, make good decisions and all those things.

On if quarterback Ryan Tannehill loosened up as the game went on and found his flow?

I thought he hit some big throws. I thought the throw to Chig (Okonkwo) was a great throw. He layered it. (Austin) Hooper had the penalty and then came back and had the big third-down conversion. That is an example that we try to show the guys, 'Yeah, we would have loved not to flinch there.' But he came back and caught it, broke a couple of tackles and got a first down. That's the message that we always try to send is, 'You're going to make a mistake. Get back centered and try to figure out a way to go make it right.'

What went wrong on the fumble?

We fumbled it. It is critical that we take care of football. That's what went wrong. We just have to take care of the football.

What was it that led to eight rushing attempts in the first half given the rushing identity of this team?

How many plays did we have on offense in the first half? 16? There weren't too many. We were getting behind the chains. I know there were some three-and-outs. Even looking at the second half, we had a nine-yard gain, penalty, nine-yard gain. It was like we were just gaining nine yards in a run and then there was a penalty. We can be at our best if we could start to get in there and complement some runs and play passes. You just have to sustain some drives to be able to get that going. We'll keep looking at it.

How much did special teams help out in this win, punting in particular?

I've told you this for a while, that has got to be a strength of our team. I feel like we have the ability to be the best punt team in the NFL, the way that (Ryan) Stonehouse hits them, and guys are going down there. C.J. Board stepped up today. He got the opportunity to come and help us on special teams and drew a penalty. I noticed Tre Avery - guys get excited because

they know the ball is going to be in the air for a long time and they can go down there. We knew that (Montrell) Washington wasn't going to fair catch them and there were going to be some opportunities for everybody to make some plays.

Was there a missed assignment on their long touchdown catch?

We just need to get a guy over the top of them.

Is the team fortunate to win given the penalties accumulated and dropped passes?

We are always fortunate when we win.

What did you see that worked well on the two-minute drive that ended in a touchdown before the half ended?

Ryan (Tannehill) was decisive. We protected him. We got into a good flow. It started with Treyton (Burks) with a little catch-and-run where he just piled through there and was able to get the first down. He put his pads down. We had a penalty-free drive offensively. There are certainly some things that - just referencing calls. We lined up in the neutral zone however many times, jumped offsides. Those are things that we're not coaching, we're not encouraging. Those are things that, going against the elite teams in this league, will probably get you beat.

How much of a bonus is it to win a game where the team did not play their best in all aspects?

It was a long week. We went on the road last Sunday night. They laid it on the line and came up short in overtime on Sunday night. It took us a while to get over that. Then as guys continue to not be available, it felt like at least we were getting ready, and guys were excited to be able to play. That showed at certain times. We just needed to be there the entire time.

How much of a concern was it to not have kicker Randy Bullock healthy?

How much of a concern when you don't have your kicker 10 minutes before the game? A shit ton.

What was the status of Randy Bullock?

He wasn't available.

What was your impression of wide receiver Treyton Burks' return to action?

He had some inconsistency, but he was able to catch a couple of balls. We just have to continue to work him in there. You have to understand how this game is played. It is fast paced. He will continue to work on all the little things, communication with Ryan (Tannehill), how we're subbing him in, and all those little things. We're working him back in. It is just not going to be an every-snap thing.

What does the short week look like from here?

The coaches have tried to do a little bit of preparation on Green Bay. You have to. Hopefully the players can get some rest. We will be in working on our squad meeting tomorrow at 12:30 p.m. We have recovery with them. There is some research in the things that we try to do with them to get them recovered tomorrow and how we try to prepare to go on a short week.

Where do you plan to use wide receiver C.J. Board from here on out?

Today it certainly was. I give Chase (Blackburn) and (Craig) Aukerman a lot of credit. They were excited to insert him in there when a player became unavailable. He did everything he could to take advantage of his opportunities as a returner and also given us some juice out there as a gunner. That is where it started and then we'll see where it progresses offensively.

QUARTERBACK RYAN TANNEHILL

How are you feeling?

I have felt better in my life, but the win tastes good. I'll tell you that much.

Did you feel like you were able to loosen up as the game went on?

I definitely didn't feel better, but things were ugly early. Guys hung with me and kept battling. We just found a way to start making some plays, take advantage of some looks that we were getting, and we made some big plays, especially there down the stretch when we needed to.

SELECT TITANS POSTGAME QUOTES

At what point in the week did you feel like you would start this game?

I was just kind of feeling it out as the week went on. It has been getting better up until today. I felt decent going about it into the week. Once we started practicing and moving around on a little bit, I had a pretty good feeling that things were going to work out.

Are you anxious to see how your ankle feels when you wake up tomorrow?

Yeah. It'll be interesting to see how I feel in the morning. Everything feels a little better when you win.

Do you feel players stepped up today for the team?

It was huge. Nick (Westbrook-Ikhine) made some plays getting that two-minute drive going on the touchdown there at the end of half and on the other long touchdown. (Austin) Hooper made some big plays on third down. Chig (Okonkwo), that was a huge third down there at the end of the fourth quarter. It was something on the sideline that I talked to him about and we made a little adjustment, came back and were able to hit it. It is pretty cool whenever you make those sideline adjustments, talk through it with a young player like Chig (Okonkwo), who is coming on for us, and he goes out there and makes a huge play for.

Did you come into the game anticipating the flea flicker play being in the gameplan?

Yeah, that was part of the plan. There are a lot of plays in the plan, so you never know if it is going to get called or not. Todd (Downing) dialed it up right at the perfect time and guys executed. I had plenty of time to make the throw. Nick (Westbrook-Ikhine) did a good job on the outside.

Did you know as the game went on that the pass game would have to be there given how they limited running back Derrick Henry?

Yeah, no doubt. We had opportunities early in the passing game, I just wasn't good enough. We stuck with it. They were one upping us a lot in personnel. The run game was tough. I feel like we kept battling and were able to create a few runs and get some efficient runs which was good. There was going to be opportunities in the passing game, and we finally got things going and took advantage of them.

Can wide receiver Nick Westbrook-Ikhine's 100-yard day be a launching point for this receiving corps?

It was huge. You want to start stacking good performances. Those guys were doing a good job all game. They hung with me and started making plays there when I got them the ball as the game went on. A lot of good things to stack and build on from that group.

Did you test your ability to scramble before the scramble in-game today?

I definitely had not tested that, and it didn't feel too good. It was a necessity there, the pocket got muddy. Things were not clean downfield, and I was able to squirt out of there.

What kind of challenge will playing four days from now be?

No doubt it is challenge. It is a challenge each and every Thursday night game that comes around. We have to get past this one quickly. Get your body right and do everything we can. We only have a few days to heal up and knock out any soreness. We are all going to have to be diligent in our sleep, in our preparation, and in our healing. Just try to get as much work in as we can in the training room and in getting our bodies right. Then we can be ready to go on Thursday.

What was the issue on the fumble by quarterback Malik Willis?

I don't know exactly what happened. You would have to ask Malik (Willis). It was something that we practiced during the week, especially in that type of situation. Unfortunately, the ball went on the ground.

What will be the key to becoming more consistent throughout the game?

Consistency, you said it. We've done good things at times and did good things at times today. It just takes consistency from everybody, starting with me and then on down the line. We have got to be able to take advantage of plays when they when they come up and be consistent from the first drive to the end of the game.

How much of a morale boost is it to win a game like this where you did

not play up to your full potential?

It is huge. I'm proud of those guys that came to play and were battling all game. They kept us in it when things weren't pretty offensively early. They kept us in the game. Then finally the offense started making some plays. I am proud of our guys and the way we battled. That is one thing I know about this team, we're going to go battle no matter what's going on, no matter how things are going on the field. We're going to stick together. We're going to keep battling and try to find a way to win. We were able to do that today.

Did you find out before the game that kicker Randy Bullock was injured?

I got that little birdie in my ear pregame like, 'Hey, you might be holding.' It was not the information you want to get in pregame. Randy (Bullock) was able to stick it out and make some kicks for us there on extra points and then on that field goal, crucial field goal, there at the end. He showed some toughness for us and battled it out. He came up big.

Did you think there was a chance of you kicking?

That is not going to happen. The only ever field goal attempt I have attempted in my life, it was my freshman year in college, and I drilled the left guard in the back of the head. It is not going to happen again.

RUNNING BACK DERRICK HENRY

Derrick, how good was it just to get out here and find a way to win this one?

Yeah, a great win, a great team win. (We) stuck together through it and got a victory and you know that's always good. Everybody's always happy.

You like seeing the pass game step up like that? Because it was obvious that they were keying on you trying to keep you from running the ball all day.

Yeah, very happy of guys to be able to, you know, guys get up and catch some balls and make some big plays for us. Ryan (Tannehill) did a great job. Credit to those guys and just happy to see it all come together and just guys make some plays and some touchdowns.

How big was it for you guys when after the turnover the defense gets a stop and gives you an opportunity to go back down?

They have been playing lights out and play with full effort, relentless, and we've got to do our part and go out there and put points on the board. But (the) defense has been playing lights out.

You guys are that kind of find ways to win when you don't necessarily play your best, you feel like you're in that stage of the season where you've got to play better, even in the weeds, to be ready for what's coming in January?

Yeah, I think you've just got to continue to focus, continue to want get better as a team in all three phases and then just let everything come together and just keep stacking and trying to get better each and every day.

You have played this Thursday game before, what is the challenge coming off a Sunday and trying get ready to play now in four days?

I think you just watch the film on this game and get past it, and then do everything you need to get your body ready. Prepare all week, quick turn around and get ready for Thursday.

What was their defense doing to slow you down?

They just played well and had a lot of them in the box, and I've got to play better. No excuses, but I could have done a lot better than what I did. Just watch film, make corrections and learn from it.

You were in and out of the tent a couple of times. What was going on there?

I went to the bathroom.

The flea flicker, obvious that is something you guys had worked on when you...could you tell they bit on it and you could get a sense that maybe that you could hit a home run on that one?

When I saw it come up, I was hoping. I made a good toss to Ryan (Tannehill) and saw it was open, it was wide open and got a touchdown. Made a special play.

On that play, Nick Westbrook-Ikhine's eyes kind of lit up when that

SELECT TITANS POSTGAME QUOTES

play was first called. What was going through your mind when that play was first called?

Once I threw it, I looked, and it was wide open. Saw it was going to be a touchdown when he caught the ball. I mean, Nick (Westbrook-Ikhine) works hard and he loves his team and whatever he can (do to) help us win, and just happy for him. He was able to make some plays today.

Coach Vrabel talks about it all the time, we hear about the ton of players now out with injuries all through the season, but to be able to step up without some of those key starters tonight. What does that say just about the resiliency of this team?

We can't wait to get those guys back. I think the guys went in there and played hard and showed how hungry they are, how focused they are to details and how ready they are to make a play to help us win, and credit to those guys.

Ben Jones talked about the quick turnaround this week and he said a quick turnaround always been easier after a win. Why do you feel that way?

I mean, you lose and you know each other. It's hard to get over a loss, but when you win, you can make the corrections and move forward and get ready for the next one.

What happened on the play with Malik (Willis) on the fumble?

I mean, it was a bad exchange and I'm not really sure. I've got to watch the film, but you know just made a mistake and we will learn from it and get better at it.

SAFETY KEVIN BYARD

What can you say about this win today, with so many guys out?

Man, it was great, obviously. Didn't feel like we started the game the way that we wanted to. I don't feel like the energy was really there. It wasn't really detailed with what we were doing. And we gave the extra, on third down, that big play. But other than that, I feel like we really settled down especially the in the second half. Guys were battling their butts off. Obviously, we know that's what we're going to do. We're going to battle. But I just think going forward, especially on a short week in Green Bay, we just have to be a little bit tighter on our details.

With the offense struggling the way they were in the first half, how much did you guys take it upon yourselves to keep things in order?

Yeah, that's the way we've played all year. We know that we might not get 30 points, 20-something points. But we kind of play it calm every time, like no matter what happens, when a fumble happens, like when Malik (Willis) fumbled, we're like, 'So what? We've got to play ball.' We got a three-and-out. That was a huge draw for us. That might be the biggest job of the defense for us, during that game. But like I said, we're always going to battle. We're going to keep fighting. But I just felt like our details can just be a little bit better.

How about their final drive? How are you guys able to keep them out of the end zone?

Just practice in those situations. Always in practice, those two-minute drills. Make it to the sideline. Getting the calls. Make sure we're communicating. And obviously, those last couple of plays, during the timeouts, had to come to the sideline and get some small little details and figure it out. But like I said, guys just battling out there, man. Just what we do. We want to be the last team, or the last face on the field to go out there and win the game for the team.

With starters out and injuries everywhere, how have other guys have been able to just step up and step right in? You guys know that in the locker room, but explain how is that possible?

DeMarcus (Walker) has been playing all year. It's not like he hasn't played. So, all these guys have played. They've been in the defense. It's not like they're new guys just getting started. Kind of like a team early in the year, they've been here and they've been making plays. But guys go down. That's opportunity for another guy. That's the way this league goes. So, you have to be happy for a guy that takes advantage of his opportunities. That's the way we play ball. I'm happy for those guys.

DEFENSIVE LINEMAN DEMARCUS WALKER

Six sacks on Russell (Wilson) today by this defense. What does that say about what you guys were able to do?

We just have to keep going, man. It was definitely good to get Russ (Russell Wilson), but now we've got big A-Rod (Aaron Rodgers). Go for him next week. Now we've got to get him.

You guys have been doing it, replacing players week in and week out, and not missing a beat. Can you explain that?

We work hard, man. This team definitely competes. Everyone is running around each other, so this is – it's just definitely for real. I'm at a loss for words right now. Oh man, Naquan (Jones) stepped up. A lot of people got (inaudible) everyone just stepped up and played together.

TIGHT END CHIG OKONKWO

Nick (Westbrook-Ikhine) had a monster day, today. He's the ultimate team guy. Does everything right. How good is it to see him get in there?

It's awesome. I like seeing a guy like that who works so hard. To come from the bottom and work so hard, and just keep going. Despite what people say, just seeing him come out here. That big play going into the second half, giving us points. That was huge. Coming back and making another play to put us ahead. I'm just really proud of him and I'm very appreciative of having a teammate like him. He doesn't get mad when he doesn't get the ball. He's always blocking. He's very willing to do anything you ask him to do. So, seeing him come out here today and make big plays and shine, I'm very excited for him.

How good was it to have Ryan (Tannehill) back out there with you guys?

Huge. It was huge having your quarterback out there who commands the offense. When he's back there, he commands it. We're very comfortable with him and so it's very good to have him back.

It was the first time that you guys had lost since September, last Sunday night. What does this do for, A, bounce back purposes, and B, you guys have a short week this week?

Man, it definitely is good going into the short week with a win. And Coach (Mike) Vrabel said, this game was a game for us to get back on track, and I think that's we did.



WHAT TO LOOK FOR IN 2022

WHAT TO LOOK FOR – TEAM

- The Titans have had a winning record each season since 2016, when general manager **Jon Robinson** arrived in Tennessee. The Titans went 9-7 each year from 2016 to 2019, achieved an 11-5 finish in 2020, and then earned a 12-5 mark in 2021. A seventh consecutive season above .500 would tie the franchise's all-time best streak. The only previous stretch in which the club achieved seven straight winning records was 1987 to 1993.
- The Titans can earn their fourth consecutive playoff berth. It would be the organization's first time doing so since a franchise-record seven consecutive playoff appearances from 1987 to 1993.
- The Titans can earn their third consecutive division title. The only other three-year streak of division titles in franchise annals was when the Oilers won the AFL Eastern division each season from 1960 to 1962.
- A third consecutive season with 11 or more wins would mark the first time in franchise history the team has accomplished such a streak.
- The Titans can log their fourth consecutive season with at least five road victories, which would be the longest such streak in franchise history (1978–1980 and 1998–2000).
- Entering 2022 with a record of 107-78 in regular season games at Nissan Stadium, the Titans need six wins at home to match the 113 wins the franchise had in regular season contests at the Astrodome (113-103-2). Seven home wins would give the franchise more victories at Nissan Stadium (114) than any other single venue.

GM JON ROBINSON

- Can oversee a winning season for the seventh consecutive season since joining the Titans in 2016. He already is the only general manager in franchise history to oversee six total seasons above the .500 mark.
- Can join **Mike Holovak** (1989–1993) as the only two general managers in franchise history to oversee five or more playoff seasons.

HEAD COACH MIKE VRABEL

- With a winning record in 2022, **Mike Vrabel** would become the only head coach in franchise history to begin his tenure with at least five consecutive winning seasons. Vrabel and **Jack Pardee** are the organization's only head coaches with as many as three such seasons to begin their tenures.
- Can join **Jeff Fisher** (six) and **Jack Pardee** (four) as the only head coaches to lead the franchise to at least four playoff appearances.

S KEVIN BYARD

- With his first interception of 2022 (23 interceptions entering the season), he tied **Zeke Moore** (24) for 10th place on the all-time franchise interception list.
- Needs two interceptions in 2022 to tie **Michael Griffin** and **Ken Houston** (25) for eighth place all-time for the franchise.
- Needs three interceptions in 2022 to tie **Mike Reinfeldt** (26) for seventh all-time for the franchise and pass **Michael Griffin** (25) for the most interceptions for the franchise in its "Titans era" (1999–present).
- Can lead the team in interceptions for the fifth time, which would tie **Darryll Lewis'** franchise record (1994-98).
- Can become the first player to lead the team in tackles for three consecutive seasons since **Keith Bulluck** (2002-06).

RB DERRICK HENRY

- Needs 2,000 rushing yards to become the first player in NFL history to reach the mark in two different seasons.
- Needs 1,500 rushing yards and 15 rushing touchdowns to become the first player in NFL history to reach both marks in three different seasons.
- Needs a pair of 200-yard rushing games in 2022 to give him seven for his career, which would set the NFL record. He would surpass **O.J. Simpson** and **Adrian Peterson**, who each have six such performances.
- With his seventh total touchdown of 2022, he reached 75 to break **Eddie George's** career franchise record of 74 total touchdowns.
- With his ninth rushing touchdown of 2022, he reached 74 to break **Earl Campbell's** career franchise record of 73 rushing touchdowns.
- Entering the season with 6,797 career rushing yards, he will pass **Chris Johnson** (7,965) for third place on the franchise's all-time career rushing list with 1,169 rushing yards in 2022.
- Needs 10 rushing touchdowns in 2022 to become the fifth running

back in NFL history to reach the mark in five consecutive seasons, joining **LaDainian Tomlinson** (nine), **Adrian Peterson** (seven), **Shaun Alexander** (five) and **Michael Turner** (five).

DT JEFFERY SIMMONS

- Can become the team's only player since 2000 other than **Keith Bulluck** (2003-05) to record at least three sacks and five passes defended in three consecutive seasons.

QB RYAN TANNEHILL

- Can produce his seventh career season with at least 3,000 passing yards and his third career season with at least 4,000 passing yards.
- Can join **Warren Moon** (1987–1993) as the only starting quarterbacks in franchise history to lead the club to the playoffs in four consecutive seasons.
- Entered 2022 with an active streak of 43 consecutive starts. With a start in the season opener, he passed **Steve McNair** (43 consecutive starts from 2001 to 2003) for the most consecutive starts in franchise history by a quarterback.
- Needs 3,500 passing yards to tie **Warren Moon** (1989–1991) for the most seasons in franchise history with at least 3,500 passing yards. Tannehill reached the mark in each of the past two campaigns.
- Can join Buffalo's **Josh Allen** (2018–2020) as the NFL's only quarterbacks since the 1970 AFL-NFL merger with at least seven rushing touchdowns in three consecutive seasons. He became the first quarterback in franchise history with at least seven rushing touchdowns in back-to-back seasons from 2020 to 2021.
- Can join **George Blanda** (1960-63) as the only players in franchise history to throw at least 20 touchdown passes in four consecutive seasons.
- Can become the first player in franchise history with multiple career seasons with at least 30 touchdown passes.

WR ROBERT WOODS

- Can record his 10th consecutive season to begin his career with at least 40 receptions. He and **DeAndre Hopkins** are tied for the second-longest such active streak in the NFL with nine seasons, behind only **Emmanuel Sanders** (10).
- Needs five touchdown receptions to join **Jerry Rice** and **Tyreek Hill** as the NFL's only players since 1970 with at least 40 receiving touchdowns and five rushing touchdowns. Woods enters the campaign with 35 career touchdown catches to go along with five rushing touchdowns.



EVP/GENERAL MANAGER JON ROBINSON

[Video: Jon Robinson discusses the Titans 2022 draft class](#)

[Out of Bounds Podcast: Jon Robinson](#)

[Jim Wyatt: Jon Robinson Tackles the Past, the Present, and What's Next for the Titans](#)

[Family of Titans GM Fights Diabetes With Love and Support, Buoyed by Daughter's Strength](#)

[Video: Titans GM Jon Robinson on Social Justice](#)

[Video: Jaimie Robinson's Work with Diabetes Nonprofit JDRF](#)



Jon Robinson was hired as Titans general manager on Jan. 14, 2016 after spending two years as director of player personnel for the Tampa Bay Buccaneers. Nearly one year later, on Jan. 5, 2017, he was promoted to executive vice president/general manager.

The Titans finished with a winning record in each of his first six seasons on the job. They had four consecutive 9-7 records from 2016 to 2019, followed by an 11-5 mark in 2020 and a 12-5 record in 2021. It was the first time the organization produced at least six consecutive winning seasons since a seven-year run of winning records from 1987–1993. The Titans and Kansas City Chiefs were the only NFL teams without a losing season from 2016 to 2021.

Robinson became the first general manager in franchise history with six seasons above the .500 mark, surpassing **Bum Phillips** (1975, 1977–1980) and **Mike Holovak** (1989-93). Robinson's winning records from 2016 to 2021 also eclipsed Holovak for the most consecutive winning seasons by a Titans/Oilers general manager.

The Titans went to the playoffs four times in Robinson's first six seasons with the club: 2017, 2019, 2020 and 2021. The four playoff appearances tied for the third-most in the league during that time, and only Kansas City (six) and the New England Patriots (five) had more. Robinson's four playoff campaigns already place him in the top three in team annals along with Holovak (five) and **Floyd Reese** (four).

Robinson's work helped the team go from three wins in the season prior to his arrival (2015) to a divisional round playoff finish following the 2017 campaign. He became the fifth general manager in franchise history to have the team in the playoffs within his first two full seasons.

Then, in 2019, the team he constructed advanced to the AFC championship game. It was the organization's first appearance in the conference title game in 17 seasons (2002).

In 2020, Robinson and the Titans clinched the 2020 AFC South title with an 11-5 record in the regular season, claiming their best record and first division title since going 13-3 in 2008. They did so while navigating the challenges associated with the COVID-19 pandemic.

In 2021, the Titans won their second consecutive AFC South crown with a 12-5 mark, celebrating the franchise's first back-to-back division championships since the Oilers took the first three AFL Eastern division titles from 1960 to 1962.

Robinson has overseen a nearly complete overhaul of the roster during his tenure. In seven drafts as general manager from 2016 to 2022, he selected 52 total players, and 27 of those players were still with the organization prior to the 2022 regular season (as of Sept. 4, 2022). The only member of the roster who predated Robinson at that time was tackle **Taylor Lewan**. During that same time period, he engineered 33 total trades.

2022: After the NFL's new league year began in March 2022, Robinson engineered a trade with the Rams to acquire veteran wide receiver **Robert Woods**, who totaled 570 receptions for 7,077 yards in nine previous seasons in Buffalo and Los Angeles.

Robinson then went to work in the free agent market, highlighted by the addition of two-time Pro Bowl tight end **Austin Hooper**, who played his first four seasons with the Atlanta Falcons before spending a pair of campaigns with the Cleveland Browns.

The Titans also were active in re-signing several of their own key free agents, including center **Ben Jones** and Pro Bowl outside linebacker **Harold Landry III**.

During the first round of the 2022 NFL Draft, the Titans acquired the 18th overall selection and an additional third-rounder from Philadelphia in a trade that sent wide receiver **A.J. Brown** to the Eagles. With the 18th pick, Robinson and the Titans grabbed Arkansas wide receiver **Treyton Burks**.

Robinson would execute two more trades during the draft to end up with nine total players, including Auburn cornerback **Roger McCreary** in the second round.

2021: In 2021, the Titans struck several deals with veterans in the initial days of free agency. The incoming players included Pittsburgh Steelers outside linebackers **Bud Dupree** and **Ola Adeniyi**, New Orleans Saints cornerback **Jackrabbit Jenkins**, Indianapolis Colts defensive lineman **Denico Autry** and Baltimore Ravens long snapper **Morgan Cox**. The Titans also re-signed several of their own free agents: tight ends **Anthony Firkser** and **Geoff Swaim** and inside linebacker **Jayon Brown**.

Autry proved to be a key addition for the defense. He appeared in every game in his first season with the club and finished second on the team with nine sacks. His sack total tied his career high, matching the nine sacks he had in 2018 as a member of the Indianapolis Colts.

During the 2021 NFL Draft, Robinson led the selection of eight total players, beginning with Virginia Tech cornerback **Caleb Farley** with the 22nd overall selection in the first round. In the second round, the Titans chose North Dakota State offensive lineman **Dillon Radunz**, followed by Georgia linebacker **Monty Rice** and Washington defensive back **Elijah Molden** in Round 3.

Late in the 2021 campaign, Robinson claimed inside linebacker **Zach Cunningham** off waivers from the division rival Houston Texans. Over three seasons from 2019 to 2021, Cunningham's 392 total tackles were more than every NFL player other than Seattle's **Bobby Wagner** (467) and Chicago's **Roquan Smith** (402).

2020: Early in 2020, the Titans reached an agreement on a multi-year contract to keep quarterback **Ryan Tannehill** in Tennessee. The Titans also re-signed tackle **Dennis Kelly**, who would go on to start all 16 games at right tackle.

After initially placing the franchise tag on running back **Derrick Henry**, the Titans and Henry were able to come to an agreement on a multi-year contract extension in July 2020.

Robinson acquired Tannehill for the Titans in a 2019 trade with the Miami Dolphins. In his first three seasons in Tennessee, Tannehill built a 30-13 record as a starting quarterback and became the franchise's first starting quarterback since **Warren Moon** (1987 to 1993) to direct his team to the playoffs in at least three consecutive seasons. He started every game from Week 7 of the 2019 campaign through the end of 2021, and during that time, Tannehill's 102.3 passer rating ranked sixth in the NFL. He became the only quarterback other than Moon (1989–1991) to record multiple seasons with at least 3,500 passing yards with the franchise. Also, Tannehill's 13 total game-winning drives in that span ranked second in the NFL behind only Raiders quarterback **Derek Carr's** 14. In 2019, Tannehill was named to his first Pro Bowl earned the 2019 Associated Press Comeback Player of the Year Award.

After securing his multi-year extension in 2020, Henry produced one of the greatest seasons in NFL history by a running back. He led the NFL in rushing for the second consecutive season with 2,027 rushing yards, which was only the eighth 2,000-yard rushing season in league annals, and also paced the league with 17 rushing touchdowns. He was recognized with the Associated Press Offensive Player of the Year Award.

Henry, a second-round pick by Robinson in 2016, led the Titans in rushing every season from 2017 through 2021, during which time he also led the NFL with 6,307 total rushing yards. In 2019, he won his first of two consecutive NFL rushing crowns with 1,540 yards and tied for the NFL lead with 16 rushing touchdowns.

In the 2020 NFL Draft, the Titans had six total picks, including Louisiana State cornerback **Kristian Fulton** in the second round (61st overall). Fulton emerged as a full-time starter in 2021 and tied for 11th place in the NFL with a team-high 14 passes defended.

2019: Near the beginning of the 2019 free agent signing period, Robinson worked quickly to add several veterans from other teams who played key roles, including Tannehill and former Rams guard **Rodger Saffold**. Robinson also worked to re-sign safety **Kenny Vaccaro** and punter **Brett Kern**.

Then, in the 2019 NFL Draft, Robinson directed the selection of six total players, including Mississippi State defensive lineman **Jeffery Simmons** in the first round (19th overall), Ole Miss wide receiver **A.J. Brown** in the second round (51st overall) and Charlotte offensive lineman **Nate Davis** in the third round (82nd overall).

In his first three seasons, Brown led the Titans in every major receiving category, totaling 185 receptions, 2,995 receiving yards, a 16.2-yard receiving average and 24 touchdown catches. Since 1970, Brown was only the fourth NFL player to reach all of those numbers within his first three seasons, joining **Randy Moss**, **Jerry Rice** and **John Jefferson**. He was named to the Pro Bowl in 2020 after totaling 70 receptions for 1,075 yards and 11 touchdowns.

Simmons was named to the Pro Bowl in 2021 and added Associated Press second-team All-Pro honors. He ranked sixth in the NFL among defensive tackles with 8.5 sacks, and he set a franchise single-game postseason record with three sacks.

Saffold also earned his first career Pro Bowl berth in 2021, the third consecutive season since he arrived in Tennessee in which the team finished in the top five in rushing.

2018: The Titans' 2018 free agent class included Pro Bowl cornerback **Malcolm Butler**. In his three seasons in Tennessee, Butler played in 41 games (36 starts) and totaled nine interceptions. In early August 2018, the Titans signed Vaccaro, who went on to start 42 games over his three seasons with the club.

Robinson's 2018 draft class was comprised of four players after he used multiple trades to go up and get his targets. It included first-round linebacker **Rashaan Evans** from Alabama (22nd overall pick) and second-round outside linebacker **Harold Landry III** from Boston College (41st overall).

From the start of his rookie season through 2021, Landry's 31 total sacks led the Titans, and other than **Jevon Kearse** (37), it was the highest total by a Titans/Oilers player in his first four NFL seasons since individual sacks became an official NFL statistic in 1982. In 2021, Landry was named to his first Pro Bowl after his career-high 12 sacks ranked 10th in the NFL.

2017: During the 2017 offseason, Robinson used free agency to address needs on defense and special teams. Most notably, he spearheaded deals for cornerback **Logan Ryan** (New England) and special teams contributor and 2017 Pro Bowler **Brynden Trawick** (Oakland).

In the 2017 NFL Draft, Robinson spent first-round picks on wide receiver **Corey Davis** (fifth overall) and cornerback **Adoree' Jackson** (18th overall). It marked the first time the franchise had a pair of first-round draft selections since 1987. The Titans' 2017 draft haul also featured tight end **Jonnu Smith** in the third round and linebacker **Jayon Brown** in the fifth round.

The 2017 Titans advanced to the playoffs for the first time since 2008. Robinson became the fifth general manager in franchise history to have the team in the postseason within his first two full seasons.

2016: In his first year as an NFL general manager, Robinson's leadership and decision-making helped the Titans triple their win total from the previous season, finishing 9-7 in 2016 after a 3-13 finish in 2015. The six-win improvement tied for the most in franchise history (1967 and 1974) and doubled the previous club benchmark for the most wins in the first year under a new general manager (three by **Bum Phillips** in 1975).

Within the first four months at his post, Robinson pulled the trigger on several key personnel decisions. On March 9, 2016, he made his first major acquisition, swapping fourth-round draft picks with the Philadelphia Eagles in exchange for running back **DeMarco Murray**. The trade provided major dividends in 2016, as Murray led the AFC and ranked third in the NFL with 1,287 rushing yards.



**NEW EPISODE
THE FIRST OF
EVERY MONTH**

Click to play the latest episode of "Out of Bounds," a new lifestyle and sports podcast from Jaimie Robinson and Abby Flittner.

Around the same time, Robinson began to work the free agent market. Center **Ben Jones** and wide receiver **Rishard Matthews** highlighted the haul, and both were instrumental in helping to transform the Titans offense into the 11th-ranked unit in the NFL.

Jones became a foundational member of the offensive line. From 2016 to 2021, he was one of only eight offensive linemen to start at least 96 of a possible 97 games. He finished the 2021 campaign with an active streak of 40 consecutive starts, ranking third among centers.

On April 14, 2016, two weeks before the NFL Draft, Robinson and the Titans dealt the first overall pick to the Los Angeles Rams in one of the biggest trades in recent NFL history. The Titans gave up the No. 1 pick and a fourth-rounder in order to receive the 15th overall pick, two second-rounders and a third-rounder in 2016, plus the Rams' first- and third-round picks in 2017. From 1990–2015, there were seven trades involving the No. 1 overall pick, but this was the first since 2004, when the San Diego Chargers selected **Eli Manning** with the first pick and dealt his rights to the New York Giants.

The Titans had their hands at one point or another on 17 selections in the 2016 draft due to five different trades (including one trade in 2015), and in the end, they ended up with a class of 10 players, including four of the top 45 picks. Robinson swung a draft-day trade with the Cleveland Browns to move back up to the eighth slot to choose Michigan State tackle **Jack Conklin**.

All 10 members of Robinson's first draft class played in at least one game in 2016. They accumulated a total of 110 games played and 38 starts, including 16 starts at right tackle by Conklin. The eighth-overall pick capped his successful rookie campaign by being named first-team All-Pro by Associated Press.

Third-round safety **Kevin Byard** has become one of the most successful players at his position in franchise history. He finished the 2021 campaign as a three-time team captain, two-time Pro Bowl selection and a two-time Associated Press first-team All-Pro. Over a five-year period from 2017 through 2021, Byard led all NFL safeties and ranked third in the NFL with 23 interceptions. His career interception total was 11th on the franchise's all-time list and sixth among all Titans/Oilers safeties.

PRIOR HISTORY: Robinson arrived in Tennessee with a wide range of experience from working his way up on the personnel side of the NFL. From 2014–2015, he served as director of player personnel for the Buccaneers and oversaw both college and pro departments as the team rebuilt its roster. The 2015 Buccaneers draft class made a significant impact, including four rookie starters: quarterback **James Winston**, tackle **Donovan Smith**, guard **Ali Marpet** and linebacker **Kwon Alexander**.

Prior to joining Tampa Bay, Robinson spent 12 years with the New England Patriots, including his last five years (2009-13) as the director of college scouting. In the five years heading up their college scouting, the Patriots added a number of key components to their roster that won the Super Bowl in 2014, including wide receiver **Julian Edelman**, defensive back **Devin McCourty**, tight end **Rob Gronkowski**, tackle **Nate Solder** and defensive end **Chandler Jones**. He joined the Patriots as an area scout in 2002, a role he served for four seasons. Robinson then spent two years (2006-07) as a regional scout, before being promoted to assistant director of college scouting in 2008 and then director of college scouting in 2009. In his time scouting for the Patriots the team won 10 division titles, four conference titles and two Super Bowls (2003, 2004).

Robinson played three years at Southeast Missouri State as a defensive lineman after starting his college career at the Air Force Academy. Following his college career as a player, he spent one season (1998) coaching at his alma mater and three years (1999-2001) coaching at Nicholls State.

A native of Union City, Tenn., Robinson and his wife, Jaimie, have two daughters, Taylor and Bailey.

JON ROBINSON'S BACKGROUND:

- 2017-22:** Tennessee Titans - Executive Vice President/General Manager
- 2016:** Tennessee Titans - General Manager
- 2014-15:** Tampa Bay Buccaneers - Director of Player Personnel
- 2009-13:** New England Patriots - Director of College Scouting
- 2008:** New England Patriots - Assistant Director of College Scouting
- 2006-07:** New England Patriots - Regional Scout
- 2002-05:** New England Patriots - Area Scout
- 1999-01:** Nicholls State - Assistant Coach
- 1998:** Southeast Missouri State - Assistant Coach

WINNINGEST GMS IN FRANCHISE HISTORY

Jon Robinson constructed a roster that produced six consecutive winning seasons in his first six years on the job, including a 12-5 mark during the 2021 regular season. Prior to 2021, the club went 9-7 in 2016, 2017, 2018 and 2019 with postseason berths following the 2017 and 2019 campaigns. Then, in 2020, the Titans finished the regular season 11-5 and won the team's first division championship since 2008.

Robinson has the most winning seasons of any general manager in franchise history. His career win total ranks behind only **Floyd Reese** (111, including playoffs), and his four playoff seasons are tied with Reese for second place. Only **Mike Holovak** (five) oversaw more postseason qualifiers.

Franchise general managers, in order of career wins (records include postseason):

General Manager	Reg. Seasons	Playoff	W	L	T	Pct
	Above .500	Seasons				
Floyd Reese (1994-2006)	4	4	111	106	0	.512
Jon Robinson (2016-2022)	6	4	68	45	0	.602
O.A. "Bum" Phillips (1975-1980)	5	3	59	38	0	.608
Mike Holovak (1989-1993)	5	5	52	34	0	.605
Mike Reinfeldt 2007-2011)	3	2	46	36	0	.561
Ladd Herzeg (1981-1988)	2	2	44	80	0	.355
Don Klosterman (1966-1969)	1	1	25	30	3	.457
Don Suman (1961-1962)	2	2	22	7	1	.750
Ruston Webster (2012-2015)	0	0	18	46	0	.281
Carroll Martin (1964-1965)	0	0	8	20	0	.286
Sid Gillman (1973-1974)	0	0	8	20	0	.286
Pop Ivy (1963)	0	0	6	8	0	.429
John Breen (1971-1972)	0	0	5	22	1	.196

Note: No general manager title was held in 1960 or 1970.



**TITANS FOOTBALL ADMINISTRATION/
PLAYER PERSONNEL STAFF**

- Jon Robinson Executive Vice President/General Manager
- Vin Marino Vice President of Football Administration
- Ryan Cowden Vice President of Player Personnel
- Monti Ossenfort . . Director of Player Personnel
- Brian Gardner . . . Director of Pro Scouting
- Jon Salge Director of College Scouting
- Kevin Turks Assistant Director of Pro Scouting
- Jay Thomas Personnel Analyst
- Mike Boni National Scout
- Dale Thompson . . . National Scout
- Blaise Taylor Pro Scout
- Brandon Taylor . . . Pro Scout
- Casey Callahan . . . College Scout
- Patrick Callaway . . College Scout
- T.J. Earley College Scout
- Matt Miller College Scout
- Tom Roth College Scout
- Wes Slay College Scout
- Rob Riederer Pro Scouting Coordinator
- Patrick Woo Scouting Coordinator
- Corey Cooper Scouting Assistant
- Mical Johnson Scouting Assistant
- Aaron Sanders Scouting Assistant
- Max Curtis Executive Assistant to EVP & General Manager/Football Administration Coordinator
- Adam Bondi Lead Developer of Football Technology
- Matt Iammarino . . . Asst. Developer, Analytical Football Research

SIX CONSECUTIVE WINNING SEASONS

With a winning record secured during the 2021 regular season, the Titans recorded their sixth season with a winning record in six seasons since **Jon Robinson** was hired as general manager.

In the "Titans era" (1999–present), the team never before had as many as three consecutive winning campaigns.

With this year's record, plus their 2020 finish of 11-5 and their 9-7 marks every season from 2016 through 2019, the Titans have built the second-longest active streak of winning seasons in the NFL.

Most current consecutive winning seasons (through 2021):

Team	Total	Seasons
1. Kansas City Chiefs	9	2013–2021
2. Tennessee Titans	6	2016–2021
3. Los Angeles Rams	5	2017–2021
New Orleans Saints	5	2017–2021
5. Buffalo Bills	3	2019–2021
Green Bay Packers	3	2019–2021
7. (four tied)	2	

JON ROBINSON'S DRAFT CLASSES

Bold = currently on the Titans roster, practice squad or reserve lists
 * = currently on another NFL roster, practice squad or reserve list

2022

Rd.	Pick	Player	Pos.	College
1a	18	Treyton Burks	WR	Arkansas
2a	35	Roger McCreary	CB	Auburn
3a	69	Nicholas Petit-Frere	OL	Ohio State
3b	86	Malik Willis	QB	Liberty
4a	131	Hassan Haskins	RB	Michigan
4b	143	Chig Okonkwo	TE	Maryland
5a	163	Kyle Philips	WR	UCLA
6a	204	Theo Jackson *	S	Tennessee
6b	219	Chance Campbell	LB	Mississippi

2021

Rd.	Pick	Player	Pos.	College
1	22	Caleb Farley	CB	Virginia Tech
2	53	Dillon Radunz	T	North Dakota State
3	92	Monty Rice	ILB	Georgia
3	100	Elijah Molden	CB	Washington
4	109	Dez Fitzpatrick	WR	Louisville
4	135	Rashad Weaver	OLB	Pittsburgh
6	205	Racey McMath	WR	Louisiana State
6	215	Brady Breeze	S	Oregon

2020

Rd.	Pick	Player	Pos.	College
1	29	Isaiah Wilson	T	Georgia
2	61	Kristian Fulton	CB	Louisiana State
3	93	Darrynton Evans *	RB	Appalachian State
5	174	Larrell Murchison	DL	North Carolina State
7	224	Cole McDonald	QB	Hawaii
7	243	Chris Jackson	DB	Marshall

2019

Rd.	Pick	Player	Pos.	College
1	19	Jeffery Simmons	DT	Mississippi State
2	51	A.J. Brown *	WR	Mississippi
3	82	Nate Davis	OL	Charlotte
4	116	Amani Hooker	DB	Iowa
5	168	D'Andre Walker	OLB	Georgia
6	188	David Long Jr.	LB	West Virginia

2018

Rd.	Pick	Player	Pos.	College
1	22	Rashaan Evans *	LB	Alabama
2	41	Harold Landry III	OLB	Boston College
5	152	Dane Cruikshank *	DB	Arizona
6	199	Luke Falk	QB	Washington State

2017

Rd.	Pick	Player	Pos.	College
1	5	Corey Davis *	WR	Western Michigan
1	18	Adoree' Jackson *	CB	Southern California
3	72	Taywan Taylor	WR	Western Kentucky
3	100	Jonnu Smith *	TE	Florida International
5	155	Jayon Brown *	LB	UCLA
6	217	Corey Levin	OL	Chattanooga
7	227	Josh Carraway	OLB	Texas Christian
7	236	Brad Seaton	T	Villanova
7	241	Khalfani Muhammad	RB	California

2016

Rd.	Pick	Player	Pos.	College
1	8	Jack Conklin *	T	Michigan State
2	33	Kevin Dodd	OLB	Clemson
2	43	Austin Johnson *	DL	Penn State
2	45	Derrick Henry	RB	Alabama
3	64	Kevin Byard	S	Middle Tennessee St.
5	140	Tajaé Sharpe *	WR	Massachusetts
5	157	LeShaun Sims	CB	Southern Utah
6	193	Sebastian Tretola	G	Arkansas
7	222	Aaron Wallace	OLB	UCLA
7	253	Kalan Reed	CB	Southern Mississippi



The 2022 Titans draft class: (top row, left to right) OL Nicholas Petit-Frere, LB Chance Campbell, QB Malik Willis, RB Hassan Haskins, WR Treyton Burks, (bottom row, left to right) TE Chig Okonkwo, WR Kyle Philips, S Theo Jackson, CB Roger McCreary

UNRESTRICTED FREE AGENCY UNDER ROBINSON

2022

Free Agents Signed **Former Team**

RB Trenton Cannon	San Francisco
TE Austin Hooper	Cleveland
OL Jamarco Jones	Seattle
LB Justin Lawler	L.A. Rams
WR Josh Malone	Green Bay
DB A.J. Moore	Houston
DL DeMarcus Walker	Houston

Free Agents Lost **New Team**

WR Cameron Batson	Atlanta
FB Khari Blasingame	Chicago
ILB Jayon Brown	Las Vegas
S Dane Cruikshank	Chicago
ILB Rashaan Evans	Atlanta
TE Anthony Firkser	Atlanta
RB D'Onta Foreman	Carolina
WR Marcus Johnson	San Francisco
RB Jeremy McNichols	Atlanta
DT Kyle Peko	Las Vegas
OL David Quessenberry	Buffalo

2021

Free Agents Signed **Former Team**

OLB Ola Adeniyi	Pittsburgh
DL Denico Autry	Indianapolis
LB B.J. Bello	L.A. Chargers
WR Fred Brown	Denver
DT Trevon Coley	N.Y. Jets
LS Morgan Cox	Baltimore
T Christian DiLauro	Pittsburgh
OLB Bud Dupree	Pittsburgh
S Matthias Farley	N.Y. Jets
DT Woodrow Hamilton IV	Carolina
DT Bruce Hector	Carolina
RB Brian Hill	Atlanta
CB Jackrabbit Jenkins	New Orleans
CB Kevin Johnson	Cleveland
DT Abry Jones	Jacksonville
CB Chris Jones	Minnesota
T Kendall Lamm	Cleveland
WR Kalija Lipscomb	Green Bay
CB Greg Mabin	Jacksonville
LB Justin March-Lillard	Dallas
CB Kevin Peterson	Arizona
WR Josh Reynolds	L.A. Rams

Free Agents Lost **New Team**

OLB Jadeveon Clowney	Cleveland
WR Corey Davis	N.Y. Jets
DE Matt Dickerson	Las Vegas
G/C Jamil Douglas	Buffalo
DT DaQuan Jones	Carolina
DB Joshua Kalu	N.Y. Giants
CB Desmond King	Houston
CB Chris Milton	N.Y. Giants
TE MyCole Pruitt	San Francisco
WR Kalif Raymond	Detroit
TE Jonnu Smith	New England
CB Tye Smith	Minnesota

2020

Free Agents Signed **Former Team**

OLB Vic Beasley Jr.	Atlanta
DB Ibraheim Campbell	Green Bay
DL Jack Crawford	Atlanta
LB Nick Dzubnar	L.A. Chargers
CB Johnathan Joseph	Houston
RB Seniorise Perry	Buffalo
T Ty Sambrailo	Atlanta

Free Agents Lost **New Team**

T Jack Conklin	Cleveland
WR Darius Jennings	L.A. Chargers
DL Austin Johnson	N.Y. Giants
QB Marcus Mariota	Las Vegas
CB Logan Ryan	New York Giants

WR Tajaé Sharpe	Minnesota
CB LeShaun Sims	Cincinnati

2019

Free Agents Signed **Former Team**

DL Frank Herron	New England
TE Ryan Hewitt	Indianapolis
WR Cody Hollister	New England
WR Adam Humphries	Tampa Bay
G Rodger Saffold	L.A. Rams
DL Brent Urban	Baltimore
OLB Cameron Wake	Miami

Free Agents Lost **New Team**

TE Luke Stocker	Atlanta
G Quinton Spain	Buffalo

2018

Free Agents Signed **Former Team**

CB Malcolm Butler	New England
WR Michael Campanaro	Baltimore
LB Will Compton	Washington
QB Blaine Gabbert	Arizona
RB Dion Lewis	New England
S Kendrick Lewis	Baltimore
DL Bennie Logan	Kansas City
G Kevin Pamphile	Tampa Bay
OL Xavier Su'a-Filo	Houston
S Kenny Vaccaro	New Orleans
WR Nick Williams	Atlanta

Free Agents Lost **New Team**

DB Curtis Riley	N.Y. Giants
QB Brandon Weeden	Houston
LB Avery Williamson	N.Y. Jets
G/C Brian Schwenke	New England
WR Eric Decker	New England

2017

Free Agents Signed **Former Team**

LB Daren Bates	Oakland
S Johnathan Cyprien	Jacksonville
WR Eric Decker	N.Y. Jets
CB Demontre Hurst	Chicago
OL Tim Lelito	New Orleans
CB Logan Ryan	New England
S Brynden Trawick	Oakland
OLB Erik Walden	Indianapolis
KR/WR Eric Weems	Atlanta
NT Sylvester Williams	Denver

Free Agents Lost **New Team**

T/G Byron Bell	Dallas
CB Valentino Blake	N.Y. Giants
TE Anthony Fasano	Miami
C/G Brian Schwenke	Indianapolis (later re-signed in Tennessee)
LB Sean Spence	Indianapolis
G Chance Warmack	Philadelphia
WR Kendall Wright	Chicago

2016

Free Agents Signed **Former Team**

CB Brice McCain	Miami
C Ben Jones	Houston
QB Matt Cassel	Dallas
WR Rishard Matthews	Miami
LB Sean Spence	Pittsburgh
CB Valentino Blake	Pittsburgh
S Rashad Johnson	Arizona

Free Agents Lost **New Team**

LB Zach Brown	Buffalo
LB Steven Johnson	Pittsburgh
OL Joe Looney	Dallas
CB Coty Sensabaugh	Los Angeles

TRADES BY JON ROBINSON

2022 TRADES

Trade Date/Teams	Compensation	Overall	Player Selected	Note
1. March 23, 2022				
Tennessee Receives:	Player:		WR Robert Woods	
L.A. Rams Receive:	Draft Choice:		Round 6, 2023	
2. April 28, 2022 (Draft Day Trade)				
Tennessee Receives:	Draft Choice:	Round 1, 2022	#18 WR Treyton Burks	Pick originally from New Orleans
	Draft Choice:	Round 3, 2022	#101 (TE Jeremy Ruckert)	Pick originally a New Orleans compensatory selection; traded to NY Jets
Philadelphia Receives:	Player:		WR A.J. Brown	
3. April 28, 2022 (Draft Day Trade)				
Tennessee Receives:	Draft Choice:	Round 2, 2022	#35 CB Roger McCreary	
	Draft Choice:	Round 3, 2022	#69 OL Nicholas Petit-Frere	
	Draft Choice:	Round 5, 2022	#163 WR Kyle Philips	Pick originally from Pittsburgh
N.Y. Jets Receive:	Draft Choice:	Round 1, 2022	#26 OLB Jermaine Johnson	
	Draft Choice:	Round 3, 2022	#101 TE Jeremy Ruckert	Pick originally a New Orleans compensatory selection
4. April 29, 2022 (Draft Day Trade)				
Tennessee Receives:	Draft Choice:	Round 3, 2022	#86 QB Malik Willis	
Las Vegas Receives:	Draft Choice:	Round 3, 2022	#90 G Dylan Parham	
	Draft Choice:	Round 5, 2022	#169 (RB Ty Chandler)	Pick traded to Minnesota
5. Aug. 17, 2022				
Tennessee Receives:	Player:		S Tyree Gillespie	
Las Vegas Receives:	Draft Choice:		Round 7, 2024	Conditional draft choice
6. Aug. 24, 2022				
Tennessee Receives:	Player:		DB Ugo Amadi	
	Draft Choice:		Round 7, 2024	
Philadelphia Receives:	Draft Choice:		Round 6, 2024	
7. Aug. 29, 2022				
Tennessee Receives:	Player:		OL Dennis Daley	
	Draft Choice:		Round 7, 2024	
Carolina Receives:	Draft Choice:		Round 5, 2024	

2021 TRADES

Trade Date/Teams	Compensation	Overall	Player Selected	Note
1. March 17, 2021				
Tennessee Receives:	Draft Choice:	Round 7, 2021	#232 (DT Phil Hoskins)	Pick originally from Atlanta; traded to Carolina
Miami Receives:	Player:		T Isaiah Wilson	
	Draft Choice:	Round 7, 2022	#247 QB Skylar Thompson	
2. April 30, 2021 (Draft Day Trade)				
Tennessee Receives:	Draft Choice:	Round 3, 2021	#92 ILB Monty Rice	
	Draft Choice:	Round 4, 2021	#135 OLB Rashad Weaver	
Green Bay Receives:	Draft Choice:	Round 3, 2021	#85 WR Amari Rodgers	
3. May 1, 2021 (Draft Day Trade)				
Tennessee Receives:	Draft Choice:	Round 4, 2021	#109 WR Dez Fitzpatrick	Pick originally from Houston
Carolina Receives:	Draft Choice:	Round 4, 2021	#126 RB Chuba Hubbard	
	Draft Choice:	Round 5, 2021	#166 DB Keith Taylor	
	Draft Choice:	Round 7, 2021	#232 DT Phil Hoskins	Pick originally from Atlanta through Miami
4. June 6, 2021				
Tennessee Receives:	Player:		WR Julio Jones	
	Draft Choice:		Round 6, 2023	
Atlanta Receives:	Draft Choice:	Round 2, 2022	#58 LB Troy Andersen	
	Draft Choice:	Round 4, 2023		Conditional draft choice

2020 TRADES

Trade Date/Teams	Compensation	Overall	Player Selected	Note
1. March 19, 2020				
Tennessee Receives:	Draft Choice:	Round 7, 2020	#237 (CB Thakarius Keyes)	Pick originally from New England; traded to Kansas City
Denver Receives:	Player:		DT Jurrell Casey	

GAME PREVIEW

TEAM NOTES

PLAYER NOTES

MEDIA

STATISTICS

ROSTERS

TRADES BY JON ROBINSON

2. April 25, 2020 (Draft Day Trade)

Tennessee Receives:	Draft Choice:	Round 6, 2021	#215	S Brady Breeze	
Kansas City Receives:	Draft Choice:	Round 7, 2020	#237	CB Thakarius Keyes	Pick originally from New England through Denver

3. Oct. 14, 2020

Tennessee Receives:	Draft Choice:	Round 6, 2021	#185	(LB Nick Niemann)	Pick traded to L.A. Chargers
Jacksonville Receives:	Draft Choice:	Round 7, 2021	#249	(WR Ben Skowronek)	Pick traded to L.A. Rams
	Player:	OLB Kamalei Correa			

4. Nov. 2, 2020

Tennessee Receives:	Player:	CB Desmond King II			
L.A. Chargers Receive:	Draft Choice:	Round 6, 2021	#185	LB Nick Niemann	Pick originally from Jacksonville

2019 TRADES

Trade Date/Teams	Compensation	Overall	Player Selected	Note
------------------	--------------	---------	-----------------	------

1. March 15, 2019

Tennessee Receives:	Player:	QB Ryan Tannehill			
	Draft Choice:	Round 6, 2019	#188	LB David Long Jr.	
Miami Receives:	Draft Choice:	Round 7, 2019	#233	RB Chandler Cox	
	Draft Choice:	Round 4, 2020	#135	(G Kevin Dotson)	Pick traded to Pittsburgh

2. April 27, 2019 (Draft Day Trade)

Tennessee Receives:	Draft Choice:	Round 4, 2019	#116	DB Amani Hooker	Pick originally from Miami through New Orleans
	Draft Choice:	Round 5, 2019	#168	OLB D'Andre Walker	Pick originally from New Orleans
N.Y. Jets Receive:	Draft Choice:	Round 4, 2019	#121	TE Trevon Wesco	
	Draft Choice:	Round 5, 2019	#157	LB Blake Cashman	

3. August 29, 2019

Tennessee Receives:	Player:	OLB Reggie Gilbert			
Green Bay Receives:	Draft Choice:	Round 6, 2020	#208	C Jake Hanson	

4. August 31, 2019

Tennessee Receives:	Draft Choice:	Round 7, 2020	#224	QB Cole McDonald	
Cleveland Receives:	Player:	WR Taywan Taylor			

2018 TRADES

Trade Date/Teams	Compensation	Overall	Player Selected	Note
------------------	--------------	---------	-----------------	------

1. April 26, 2018 (Draft Day Trade)

Tennessee Receives:	Draft Choice:	Round 1, 2018	#22	LB Rashaan Evans	Pick originally from Kansas City through Buffalo
	Draft Choice:	Round 6, 2018	#215	(C Bradley Bozeman)	Pick traded back to Baltimore
Baltimore Receives:	Draft Choice:	Round 1, 2018	#25	TE Hayden Hurst	
	Draft Choice:	Round 4, 2018	#125	(DB Avonte Maddox)	Pick traded to Philadelphia

2. April 27, 2018 (Draft Day Trade)

Tennessee Receives:	Draft Choice:	Round 2, 2018	#41	OLB Harold Landry III	
Oakland Receives:	Draft Choice:	Round 2, 2018	#57	DT P.J. Hall	
	Draft Choice:	Round 3, 2018	#89	(T Joseph Noteboom)	Pick traded to L.A. Rams

3. April 28, 2018 (Draft Day Trade)

Tennessee Receives:	Draft Choice:	Round 5, 2018	#152	DB Dane Cruikshank	
Baltimore Receives:	Draft Choice:	Round 5, 2018	#162	WR Jordan Lasley	
	Draft Choice:	Round 6, 2018	#215	C Bradley Bozeman	Pick originally from Baltimore

4. August 28, 2018

Tennessee Receives:	Player:	LB Kamalei Correa			
Baltimore Receives:	Draft Choice:	Round 6, 2019	#191	(DB Marcus Epps)	Pick traded to Minnesota

2017 TRADES

Trade Date/Teams	Compensation	Overall	Player Selected	Note
------------------	--------------	---------	-----------------	------

1. April 28, 2017 (Draft Day Trade)

Tennessee Receives:	Draft Choice:	Round 3, 2017	#72	WR Taywan Taylor	Pick originally from Carolina
	Draft Choice:	Round 6, 2017	#200	(T Adam Bisnowaty)	Pick traded to N.Y. Giants; originally from Indianapolis
New England Receives:	Draft Choice:	Round 3, 2017	#83	DE Derek Rivers	
	Draft Choice:	Round 4, 2017	#124	(LB Jalen Reeves-Maybin)	Pick traded to Detroit

2. April 29, 2017 (Draft Day Trade)

Tennessee Receives:	Draft Choice:	Round 5, 2017	#155	LB Jayon Brown	
Philadelphia Receives:	Draft Choice:	Round 5, 2017	#164	(G Isaac Asiata)	Pick traded to Miami
	Draft Choice:	Round 6, 2017	#214	DT Elijah Qualls	Pick originally from Atlanta

TRADES BY JON ROBINSON

3. April 29, 2017 (Draft Day Trade)

Tennessee Receives:	Draft Choice:	Round 6, 2017	#207	(DB Brandon Wilson)	Pick traded to Cincinnati
	Draft Choice:	Round 7, 2017	#241	RB Khalfani Muhammad	
N.Y. Giants Receive:	Draft Choice:	Round 6, 2017	#200	T Adam Bisnowaty	Pick originally from Indianapolis through New England

4. April 29, 2017 (Draft Day Trade)

Tennessee Receives:	Draft Choice:	Round 6, 2017	#217	OL Corey Levin	Compensatory pick
	Draft Choice:	Round 7, 2017	#227	OLB Josh Carraway	
Cincinnati Receives:	Draft Choice:	Round 6, 2017	#207	DB Brandon Wilson	Pick originally from N.Y. Giants

5. Sept. 1, 2017

Tennessee Receives:	Player:	DE David King			
Kansas City Receives:	Draft Choice:	Round 7, 2018	#243	(DB Keion Crossen)	Conditional draft choice; traded to New England

2016 TRADES

Trade Date/Teams	Compensation	Overall	Player Selected	Note
------------------	--------------	---------	-----------------	------

1. March 9, 2016

Tennessee Receives:	Player:	RB DeMarco Murray			
	Draft Choice:	Round 4, 2016	#113	(LB Nick Kwiatkoski)	Pick traded from Tennessee to Los Angeles to Chicago
Philadelphia Receives:	Draft Choice:	Round 4, 2016	#100	(QB Connor Cook)	Pick traded from Philadelphia to Cleveland to Oakland

2. April 14, 2016

Tennessee Receives:	Draft Choice:	Round 1, 2016	#15	(WR Corey Coleman)	Pick traded from Tennessee to Cleveland
	Draft Choice:	Round 2, 2016	#43	DL Austin Johnson	Pick originally from Philadelphia
	Draft Choice:	Round 2, 2016	#45	RB Derrick Henry	
	Draft Choice:	Round 3, 2016	#76	(T Shon Coleman)	Pick traded from Tennessee to Cleveland
	Draft Choice:	Round 1, 2017	#5	WR Corey Davis	
	Draft Choice:	Round 3, 2017	#100	TE Jonnu Smith	Compensatory pick
L.A. Rams Receive:	Draft Choice:	Round 1, 2016	#1	QB Jared Goff	
	Draft Choice:	Round 4, 2016	#113	(LB Nick Kwiatkoski)	Pick originally from Philadelphia; traded from Los Angeles to Chicago
	Draft Choice:	Round 6, 2016	#177	TE Temarrick Hemingway	

3. April 28, 2016 (Draft Day Trade)

Tennessee Receives:	Draft Choice:	Round 1, 2016	#8	T Jack Conklin	Pick originally from Miami through Philadelphia
	Draft Choice:	Round 6, 2016	#176	(RB Andy Janovich)	Pick traded from Tennessee to Denver
Cleveland Receives:	Draft Choice:	Round 1, 2016	#15	WR Corey Coleman	Pick originally from Los Angeles
	Draft Choice:	Round 3, 2016	#76	T Shon Coleman	Pick originally from Los Angeles
	Draft Choice:	Round 2, 2017	#52	QB DeShone Kizer	

4. April 30, 2016 (Draft Day Trade)

Tennessee Receives:	Draft Choice:	Round 5, 2016	#157	CB LeShaun Sims	Pick originally from N.Y. Jets
	Draft Choice:	Round 7, 2016	#253	CB Kalan Reed	
Denver Receives:	Draft Choice:	Round 6, 2016	#176	RB Andy Janovich	Pick originally from Cleveland
	Draft Choice:	Round 6, 2017	#203	RB De'Angelo Henderson	

5. Aug. 16, 2016

Tennessee Receives:	Player:	G/T Dennis Kelly			
Philadelphia Receives:	Player:	WR Dorial Green-Beckham			



Ryan Tannehill was acquired in a trade in 2019.

GAME PREVIEW

TEAM NOTES

PLAYER NOTES

MEDIA

STATISTICS

ROSTERS

HEAD COACH MIKE VRABEL

[Click For Complete Online Bio](#)

[Mike Vrabel Named AP 2021 NFL Coach of the Year](#)

[Video: Watch "The Mike Vrabel Show"](#)

[Video: Watch Mike Vrabel's latest press conference](#)

[Video: Introducing Mike Vrabel's Second and Seven Foundation](#)

[Video: Igniting the Fire - Who is Mike Vrabel?](#)



Mike Vrabel was named head coach of the Titans on Jan. 20, 2018, becoming the 19th head coach in franchise history.

In his first four seasons as head coach, Vrabel led the Titans to a 43-27 overall record and three postseason appearances. He joined **Jack Pardee** and **Jerry Glanville** as the only head coaches in team annals to preside over at least three playoff squads in their initial four seasons as head coach, and he tied Pardee (43-26) for the most total wins by a head coach in his first four seasons with the organization. The Titans won back-to-back AFC South titles in 2020 and 2021, marking the first time the organization accomplished the feat since the Oilers won the first three AFL Eastern division titles from 1960 to 1962.

Vrabel Honored as NFL's Top Coach in 2021

Vrabel was named the Associated Press NFL Coach of the Year in 2021 after directing the Titans to a 12-5 record during the regular season. The Titans won the AFC South, and they claimed the top seed in the AFC playoff field for the first time since 2008. They did so despite needing to use 91 total players during the season—the most in NFL history in a non-strike year. After the final preseason roster cuts through the end of the season, the team placed 26 different players on injured reserve and 21 different players on the reserve/COVID-19 list, plus additional practice squad players that received those designations.

The 2021 Titans ranked second in rushing defense (84.6 yards allowed per game), 12th in total defense (329.8), sixth on third down (36.7 percent), sixth in scoring defense (20.8 points per game) and ninth in sacks (43). Offensively, the Titans finished fifth in rushing (141.4 yards per game) despite missing **Derrick Henry** for nine games due to injury. The offense

MIKE VRABEL AT A GLANCE

- Year as Titans head coach: **5**
- Year as NFL head coach: **5**
- Regular season record: **47-27**
- Postseason record: **2-3**
- Overall record: **49-30**
- Regular season home record: **25-12**
- Regular season road record: **22-15**
- vs. Packers: **0-1**
- At home vs. Packers: **0-0**
- On the road vs. Packers: **0-1**
- vs. Matt LaFleur: **0-1**

Mike Vrabel's Career Coaching Ledger:

Years	Team	Position
2018-22	Tennessee Titans	Head Coach
2017	Houston Texans	Defensive Coordinator
2014-16	Houston Texans	Linebackers Coach
2012-13	Ohio State University	Defensive Line Coach
2011	Ohio State University	Linebackers Coach

Mike Vrabel's Career Playing Ledger:

Years	Team	Position
2009-10	Kansas City Chiefs	Linebacker
2001-08	New England Patriots	Linebacker
1997-00	Pittsburgh Steelers	Linebacker

also ranked eighth on third down (43.6 percent), fifth in the red zone (63.9 percent) and first in goal-to-go efficiency (87.5 percent).

Situationally, Vrabel's teams fared well among the NFL leaders in his first four seasons as head coach. From 2018 to 2021, their .909 winning percentage (40-4) in regular season games in which they had a fourth-quarter lead ranked second in the NFL behind the New Orleans Saints (.939). In the same time period, the Titans had a .714 winning percentage in three-point games (15-6), which led the league. Vrabel's team was 5-1 in overtime games from 2018 through 2021, tying the Saints (5-1) for the most overtime wins.

From 2018 to 2021, the Titans had the NFL's second-best rushing offense, averaging 143.7 rushing yards per game. Only the Baltimore Ravens were better (173.6). On the other side of the ball, the Titans ranked seventh in rushing defense, allowing 106.2 rushing yards per contest. Also from 2018 to 2021, the Titans tied for eighth in scoring defense (22.0 opponent points per game) and tied for the eighth-best turnover margin (+13). The Titans were called for 370 penalties from 2018 through 2021, which was the sixth-fewest total in the NFL.

Titans Take the AFC South in Year 3 Under Vrabel

The Titans won the 2020 AFC South title with an 11-5 record in the regular season, claiming their best record and first division title since going 13-3 in 2008. They finished with a 5-1 record within the division and a 6-2 mark in road games, all while navigating the challenges of the COVID-19 pandemic.

The Titans led the NFL in 2020 with a plus-11 turnover differential. Their 23 takeaways ranked seventh in the NFL, while their 12 turnovers were the second-fewest in the league in 2020 and tied for the ninth-lowest number since the NFL went to a 16-game schedule in 1978.

In 2020, the Titans tied for second place in total offense (396.4 yards per game) and ranked fourth in scoring offense (30.7 points per game). They became the first team in NFL history to generate at least 2,500 rushing yards (2,690) and 3,500 net passing yards (3,653) while surrendering 25 or fewer sacks (25). Their 6,343 total yards and 381 first downs established franchise records, while their 491 points amounted to the organization's second-best total.

The 2020 Titans joined the 1997 Detroit Lions as the only teams in NFL history to feature a 2,000-yard rusher, a 3,000-yard passer and a 1,000-yard receiver. Henry led the NFL in rushing for the second consecutive season, and his 2,027 rushing yards gave him the fifth-best total in league history. Meanwhile, **Ryan Tannehill** passed for 3,819 yards, and his 106.5 passer rating was the fifth-best number in the NFL. **A.J. Brown** was named to the Pro Bowl after recording his second consecutive 1,000-yard season (1,075) and tying for fifth place in the NFL with 11 touchdown catches.

Titans to AFC Championship Game in Vrabel's Second Season

In 2019, Vrabel became the first head coach in the organization's history to win multiple playoff games within his first two seasons. The Titans won a pair of road games—at New England in the wild card round and at Baltimore in the divisional round—to advance to the 2019 AFC championship game, falling at Kansas City to the eventual Super Bowl champion Chiefs.

The Titans began the 2019 campaign with two wins in their first six games but rallied to win seven of their final 10 games in the regular season. From the time the NFL went to its current playoff format in 1990 through 2019, 345 teams went 2-4 or worse in their first six games of a season. From that group, the Titans became only the third team to advance to a conference championship game, joining the 2002 Titans (2-4) and the 1996 Jacksonville Jaguars (2-4).

The 2019 Titans ranked in the NFL's top 10 in scoring margin (eighth, +71), turnover margin (sixth, +6), offensive yards per play (fourth, 6.12), rushing offense (third, 138.9 yards per game), red zone efficiency (first, 75.6 percent), total touchdowns (tied for third, 54) and third-down defense (eighth, 36.3 percent).

In his first season as head coach, Vrabel directed the Titans to a 9-7 record. His nine wins tied for the fourth-highest total in franchise history by a first-year head coach.

With only 82 penalties enforced against the Titans in 2018, Vrabel's team led the NFL and set a franchise record (16-game season) for fewest penalties in a season. The 2018 Titans also placed third in points allowed (18.9 per game), eighth in total defense (333.4 yards per game), sixth in passing defense (216.9), second in red zone defense (44.7 percent

TITANS COACHING STAFF

- Mike Vrabel **Head Coach**
- Craig Aukerman **Special Teams**
- Brian Bell **Sports Performance Coordinator**
- Chase Blackburn **Assistant Special Teams**
- Scott Booker **Safeties**
- Shane Bowen..... **Defensive Coordinator**
- Kylan Butler..... **Offensive Assistant**
- Keith Carter..... **Offensive Line**
- Ryan Crow **Outside Linebackers**
- Tony Dews **Running Backs**
- Todd Downing **Offensive Coordinator**
- Erik Frazier..... **Offensive Skill Assistant**
- Jason Houghtaling... **Offensive Line Assistant**
- Tim Kelly..... **Passing Game Coordinator**
- Bobby King..... **Inside Linebackers**
- Zak Kuhr **Inside Linebackers Assistant**
- Clinton McMillan..... **Defensive Line Assistant**
- Anthony Midget..... **Secondary**
- Rob Moore..... **Wide Receivers**
- Pat O'Hara **Quarterbacks**
- Frank Piraino..... **Director, Sports Performance**
- Tyler Rouse **Sports Performance Assistant**
- Jim Schwartz..... **Senior Defensive Assistant**
- Luke Steckel **Tight Ends**
- John Streicher..... **Football Development Coordinator**
- Mike Sullivan..... **Assistant Offensive Line**
- Terrell Williams..... **Defensive Line**

touchdown rate) and seventh in rushing offense (126.4) in the league rankings.

Background as a Player and Coach

Vrabel arrived in Tennessee with 18 years of NFL experience, including four seasons as a coach and 14 seasons as a player. His distinguished playing career included three Super Bowl wins (2001, 2003 and 2004), one Pro Bowl selection (2007) and an All-Pro honor (2007). Vrabel played in 206 NFL games and totaled 57 sacks, 496 tackles, 11 interceptions, 20 forced fumbles, nine fumble recoveries and 10 touchdown receptions. Additionally, his teams advanced to the playoffs eight times (20 postseason games), with Vrabel recording eight postseason sacks and two postseason touchdown receptions.

Vrabel joined the Titans after four seasons with the Houston Texans, spending the first three seasons (2014-16) coaching linebackers and one year (2017) as the team's defensive coordinator. During his time in Houston, the Texans built one of the best defenses in the NFL and experienced tremendous success as a team – earning two division titles (2015, 2016).

Between 2014-16, the Texans defense ranked third in the NFL in yards allowed per game (319.9) and net passing yards (218.4). Houston also ranked first in third-down defense (33.6), fourth in opponent completion percentage (59.5) and sixth in points allowed per game (19.8). The 2016 defense ranked number one in the NFL, for the first time in franchise history, in yards allowed (301.3).

In 2017, his first year as a defensive coordinator, the Texans finished the campaign with 19 players on injured reserve. Despite the injuries, Vrabel led the defense to the fifth-best third-down percentage in the NFL and a franchise-record 3.97 yards per carry by opponents. Houston also had 18 different players record at least half a sack last year and 26 players tally at least one tackle for loss.

Vrabel spent his career playing and coaching with accomplished leaders, including **Bill Belichick**, **Bill Cowher**, **Romeo Crennel**, **Urban Meyer**, **Bill O'Brien** and **Todd Haley**.

As the Texans linebackers coach from 2014-16, Vrabel developed several players into top-notch performers, including **Jadeveon Clowney** (Pro Bowl, 2016), **Whitney Mercilus**, **Benardrick McKinney** (second-team All-Pro, 2016) and **Brian Cushing**. The 2015 Texans defense had the top third-down defense in the NFL (28.5 percent), which was the lowest percentage in franchise history and the lowest by any NFL team since the 2003 Titans (27.7 percent). The 2015 defense also set a franchise mark for

sacks in a season with 45 - 22.5 coming from Vrabel's linebacking corps.

Prior to joining the NFL coaching ranks, Vrabel transitioned immediately from an NFL player to college coach. He started as the linebacker coach at Ohio State in 2011 and coached the defensive line from 2012-2013. The 2012 Buckeyes finished the season undefeated at 12-0. He also was named Big Ten Recruiter of the Year by ESPN.com in 2012.

Vrabel was selected by the Pittsburgh Steelers in the third round (91st overall) of the 1997 NFL Draft, after his playing career at Ohio State, where he earned All-America honors and Big Ten Conference Defensive Lineman of the Year in both 1995 and 1996.

A native of Akron, Ohio, Vrabel attended Walsh Jesuit High School. He and his wife, Jennifer, have two sons: Tyler and Carter.

MOST WINS IN FIRST FOUR SEASONS

When the Titans defeated the Houston Texans on Jan. 9, 2022, **Mike Vrabel** won his 43rd game, including postseason, since taking over as Titans head coach in 2018. In doing so, he tied **Jack Pardee** for the most total wins by a head coach in his first four seasons with the organization. In Pardee's first four seasons as head coach from 1990 through 1993, the Oilers were 43-26, including playoffs.

Vrabel, Pardee and **Jerry Glanville** (1986-1989) are the only head coaches in team annals to preside over at least three playoff squads in their initial four seasons. All three of Pardee's first four teams made the postseason, while Glanville's Oilers advanced to the postseason in his second, third and fourth years.

Of all Titans/Oilers head coaches with at least four seasons with the franchise, Vrabel's career winning percentage ranks the highest.

Most total wins in Titans/Oilers history in a head coach's first four seasons, including playoffs*:

Coach	Seasons	Playoff Berths				Pct
		Season 1-4	W	L	T	
1. Jack Pardee	1990-1993	4	43	26	0	.623
Mike Vrabel	2018-2021	3	43	27	0	.614
3. O.A. "Bum" Phillips	1975-1978	1	35	26	0	.574
Jerry Glanville	1986-1989*	3	35	33	0	.515
5. Jeff Fisher	1995-1998*	0	31	33	0	.484
6. Wally Lemm	1966-1969*	2	25	30	3	.457
7. Mike Munchak	2011-2013	0	22	26	0	.458
8. Mike Mularkey	2016-2017*	1	19	15	0	.559
9. Frank "Pop" Ivy	1962-1963	1	17	12	0	.586
10. Lou Rymkus	1960-1961	1	12	7	1	.625

* Does not include interim seasons

Note: Munchak, Mularkey, Ivy and Rymkus coached fewer than four seasons

When Vrabel was hired in 2018, he joined six other head coaches who joined (or rejoined) their respective clubs in the same offseason: **Jon Gruden** (Oakland/Las Vegas Raiders), **Matt Nagy** (Chicago Bears), **Matt Patricia** (Detroit Lions), **Frank Reich** (Indianapolis Colts), **Pat Shurmur** (New York Giants) and **Steve Wilks** (Arizona Cardinals). Of those seven coaches, Vrabel had the most wins from 2018 to 2021.

Vrabel, Reich and Nagy each led their respective teams to the playoffs twice in their first three seasons, while Vrabel was the only one from the group to go to the playoffs a third time in that span.

Most total wins from 2018 to 2021 by head coaches hired during the 2018 offseason (through 2021):

Coach	Team	Wins	Losses	Ties	Pct.	Playoff
						Appearances
1. Mike Vrabel	Tennessee	43	27	0	.614	3
2. Frank Reich	Indianapolis	38	30	0	.559	2
3. Matt Nagy	Chicago	34	33	0	.507	2
4. Jon Gruden	Las Vegas	22	31	0	.415	0
5. Matt Patricia	Detroit	13	29	1	.314	0
6. Pat Shurmur	N.Y. Giants	9	23	0	.281	0
7. Steve Wilks	Arizona	3	13	0	.188	0

TITANS TO PLAYOFFS IN YEAR 2 UNDER VRABEL

In 2019, Titans head coach **Mike Vrabel** became the franchise's sixth head coach in franchise annals to have the team in the playoffs within his first two full seasons.

Vrabel was the fourth head coach in Titans/Oilers history to win at least one playoff game in his first two full seasons, joining **Mike Mularkey** (2017 playoff victory), **Jack Pardee** (1991) and **Lou Rymkus** (1960 and 1961). He became the first head coach in the team's history to win multiple playoff games within his first two seasons.

Titans/Oilers head coaches in the playoffs within their first two full seasons:

Head Coach	1st Full Season as Head Coach	Postseason Berths in 1st 2 Seasons	Playoff Wins in 1st 2 Seasons
Mike Vrabel	2018	2019 (Year 2)	2
Mike Mularkey	2016*	2017 (Year 2)	1
Jack Pardee	1990	1990, 1991 (Years 1 & 2)	1
Wally Lemm	1966*	1967 (Year 2)	0
Frank "Pop" Ivy	1962	1962 (Year 1)	0
Lou Rymkus	1960	1960 (Year 1)	1

* Mularkey served as interim head coach for the final nine games of the 2015 season. Lemm was the head coach for the 1961 AFL Champion Oilers after taking over as head coach for the final nine games of the season. He left the team following the season and returned in 1966.

TITANS/OILERS HEAD COACH HISTORY

COACH	YEARS	WON	LOST	TIED	PCT.
Lou Rymkus	1960-61	12	7	1	.625
Wally Lemm	1961, 1966-70	38	40	4	.487
Frank "Pop" Ivy	1962-63	17	12	0	.586
Sammy Baugh	1964	4	10	0	.285
Hugh "Bones" Taylor	1965	4	10	0	.285
Ed Hughes	1971	4	9	1	.321
Bill Peterson	1972-73	1	18	0	.052
Sid Gillman	1973-74	8	15	0	.347
O.A. "Bum" Phillips	1975-80	59	38	0	.608
Ed Biles	1981-83	8	23	0	.258
Chuck Studley	1983	2	8	0	.200
Hugh Campbell	1984-85	8	22	0	.266
Jerry Glanville	1985-89	35	35	0	.500
Jack Pardee	1990-94	44	35	0	.556
Jeff Fisher	1994-2010	147	126	0	.538
Mike Munchak	2011-13	22	26	0	.458
Ken Whisenhunt	2014-15	3	20	0	.130
Mike Mularkey	2015-17	21	22	0	.488
Mike Vrabel	2018-22	49	30	0	.620


Records include postseason



TITANS ASSISTANT COACHES

SHANE BOWEN DEFENSIVE COORDINATOR

[Click For Complete Online Bio](#)



- Bowen was promoted to defensive coordinator in 2021 after spending his first three seasons with the Titans as outside linebackers coach.
- In 2021, the Titans ranked second in rushing defense (84.6), 12th in total defense (329.8 per game), sixth on third down (36.7 percent) and sixth in scoring defense (20.8 points per game). They tied for ninth in sacks (43), while outside linebacker Harold Landry III (12 sacks) and defensive linemen Denico Autry (nine sacks) and Jeffery Simmons (8.5) made the Titans the only NFL team in 2021 to have three players with at least eight sacks. Landry, Simmons and safety Kevin Byard were all named to the Pro Bowl, with Byard adding first-team All-Pro honors.
- In 2020, he added defensive play-caller to his responsibilities as outside linebackers coach. The Titans defense ranked seventh in the NFL with 23 takeaways, which tied for the most by a Titans defense since 2013 (25). The Titans also tallied 15 interceptions, which ranked seventh in the NFL and the most by the Titans since 2012 (19).
- Bowen joined the Titans in 2018 after spending two seasons (2016-17) as a defensive assistant for the Houston Texans. He arrived with nine years of coaching experience.
- In 2016, Bowen was part of a Texans staff that produced the NFL's number one defense (yards allowed) for the first time in franchise history. In 2017, the defense ranked fifth in third-down defense and set a franchise record for yards per carry by opponents (3.97).
- He also served at Kennesaw State as linebackers coach (2013-15), at Ohio State as a defensive graduate assistant (2012). He began his coaching career as an assistant at Georgia Tech (2009-11).
- A native of Pickerington, Ohio, Bowen was a three-year letter winner at Georgia Tech as an outside linebacker.

TODD DOWNING OFFENSIVE COORDINATOR

[Click For Complete Online Bio](#)



- Downing was promoted to offensive coordinator in 2021 after initially joining the Titans in 2019 as tight ends coach. He came to the team with 18 years of previous NFL coaching experience.
- In 2021, the Titans offense ranked fifth in rushing (141.4 yards per game) despite missing Derrick Henry for nine games due to injury. The offense also ranked eighth on third down (43.6 percent), fifth in the red zone (63.9 percent) and first in goal-to-go efficiency (87.5 percent). Injuries led to the Titans tying for the league high with 39 total players used on offense. They had 25 offensive players with at least one scrimmage touch, which tied for the league's third-highest total.
- From 2019 to 2020, the Titans tight ends' 21 touchdowns tied for the third-highest total in the NFL among tight end groups. Over those two seasons the Titans tight ends also produced the league's seventh-best receiving yardage total (1,915) and tied for the eighth-best reception total (170).
- Among their peers in 2020, the Titans tight end corps ranked second in total touchdowns (14), third in touchdown receptions (12), sixth in receptions (94) and ninth in receiving yards (967). Jonnu Smith tied the franchise single-season record for tight ends with eight touchdown catches, which also tied for third place in the NFL in 2020.
- In his first season with the Titans (2019), Downing helped Smith set then-career highs in receptions (35) and yards (439), while Anthony Firkser (15 games) and MyCole Pruitt (10 starts) emerged as steady contributors.
- He spent 2018 as the tight ends coach for the Minnesota Vikings, helping Pro Bowl tight end Kyle Rudolph post the second-highest reception (64) and yardage totals (634) of his career.
- Downing spent three seasons (2015-17) with the Oakland Raiders, first as quarterbacks coach and then one season as offensive coordinator. In each of his three seasons with the Raiders, quarterback Derek Carr earned a Pro Bowl invitation.
- Downing coached the quarterbacks for one season (2014) in Buffalo and spent five seasons (2009-13) with the Detroit Lions. He originally joined the Lions as an offensive quality control coach and worked his way up to

TITANS ASSISTANT COACHES

quarterbacks coach for the final three seasons.

- Downing began his NFL coaching career with the Minnesota Vikings (2001-05) and then the St. Louis Rams (2006-08).
- The Minneapolis, Minn., native attended the University of Minnesota.

CRAIG AUKERMAN SPECIAL TEAMS

[Click For Complete Online Bio](#)


- Aukerman was promoted to special teams coach in 2018. He joined the Titans in January 2017 as the assistant special teams coach.
- In 2021, kicker Randy Bullock finished ninth in franchise history with 120 points in a single season, while Brett Kern had the league's third-best ratio of punts inside the 20 to touchbacks (18:1). Chester Rogers ranked fifth in the NFL with a 9.8-yard punt return average, the best by a Titans player since 2012 (13.2 by Darius Reynaud). The kickoff coverage unit ranked eighth in the league (20.3-yard average).
- In 2020, Titans punter Brett Kern's 59.5 percent (22 of 37) of punts placed inside the 20 was the best of any player with at least 30 punts in a season since 1991.
- In 2019, the Titans finished fourth in the NFL in net punting and tied for the NFL lead with four total blocked kicks. Brett Kern was named to his third consecutive Pro Bowl.
- The 2018 Titans set the NFL kickoff return average record (32.0).
- Prior to his arrival in Tennessee, he gained 17 years of coaching experience, including 10 seasons on the college level and seven years in the NFL.
- He spent four seasons (2013-16) with the San Diego Chargers working with their special teams, first as an assistant special teams coach (2013-15) and then as the special teams coordinator (2016).
- He also spent time in the NFL on the coaching staffs with the Jacksonville Jaguars (2011-12) and Denver Broncos (2010).
- In the college ranks, he coached at Findlay (2000), Miami (Ohio) (2001-02, 2005-08), Western Kentucky (2003-04), and Kent State (2009).
- Aukerman was a two-time NAIA All-American at the University of Findlay (Ohio), where he played defensive back and wide receiver from 1995-98.



BRIAN BELL SPORTS PERFORMANCE COORDINATOR

[Click For Complete Online Bio](#)

- Bell joined the Titans in 2018 after spending three seasons with the Houston Texans as assistant strength and conditioning coach. He was a member of back-to-back AFC South Division Championships in his first two campaigns in Houston.
- Bell was an assistant strength and conditioning coach at Penn State from 2012-13 and the head football strength and conditioning coach at his high school alma mater, DeMatha Catholic, in Hyattsville, Md., from 2011-12.
- Bell was a tight end and fullback at Kent State from 2002-06. In 2007, Bell signed with the Washington Commanders as an undrafted free agent and served on the team's practice squad.



CHASE BLACKBURN ASSISTANT SPECIAL TEAMS

[Click For Complete Online Bio](#)

- Blackburn joined the Titans in 2022 after six seasons on the Carolina Panthers staff, including four years (2018-21) as special teams coordinator.
- Under Blackburn in 2021, the Panthers ranked eighth in punt return coverage (7.4 yards per opponent return) and eighth in field goal percentage (89.7).
- In 2020, Carolina posted the NFL's seventh-ranked kickoff return average (25.3) and placed seventh in kickoff return average allowed (20.6).
- Panthers rookie kicker Joey Slye set a franchise record in 2019 by connecting on an NFL-best eight field goals of 50 yards or longer.
- In 2018, the Panthers ranked sixth in the league in field goal accuracy (19-of-21) and fifth in the NFL in average starting field position (27.1).
- Graham Gano earned his first Pro Bowl selection in 2017 after setting a franchise record with an NFL-leading 96.7 field goal percentage (29



of 30).

- Blackburn made his coaching debut in 2016 after serving as a coaching intern with the Panthers during the 2016 offseason.
- As a player, Blackburn played 10 NFL seasons for the New York Giants (2005-12) and Panthers (2013-14). His career totals included 265 tackles, 4.5 sacks and four interceptions in 132 games (45 starts). As a special teams player, he tallied 123 career tackles, two forced fumbles and three fumble recoveries.
- Originally signed as an undrafted rookie free agent by the Giants in 2005, Blackburn led the team in special teams tackles for six consecutive years from 2005 to 2010. In 2008, he was named a Pro Bowl alternate as a cover specialist, and he earned two Super Bowl rings with the Giants (XLII and XLVI).
- The Marysville, Ohio, native was a three-year starter at linebacker and defensive end for Akron.

SCOTT BOOKER SAFETIES

[Click For Complete Online Bio](#)


- Booker joined the Titans in 2018 after spending 15 seasons in the college coaching ranks. After two seasons as a defensive assistant, he was promoted to safeties coach in 2020.
- In 2021, Booker helped Kevin Byard earn first-team All-Pro and Pro Bowl honors. Byard became the franchise's first player to lead the team in tackles (88) and interceptions (five) in the same season since the team began tracking individual tackle statistics in 1974. Byard's 13 passes defended led all NFL safeties. Meanwhile, Amani Hooker was a full-time starter for the first time in his career and totaled a career-best 62 tackles.
- In 2020, the Titans defense ranked seventh in the NFL with 15 interceptions, which was most by the Titans since 2012. Safety Kevin Byard led the defense and set a career high with 111 tackles.
- He spent the 2017 season as the safeties coach/special teams coordinator at Nebraska.
- Previously, Booker spent seven years (2010-16) at Notre Dame, as a tight ends/special teams coordinator (2012-16) and offensive intern (2010-11). He coached the secondary at Western Kentucky for one season (2009).
- Booker began his coaching career at his alma mater Kent State as a graduate assistant (2003-04) and secondary coach (2005-08).
- The Pittsburgh, Pa., native played collegiately at Kent State.



KYLAN BUTLER OFFENSIVE ASSISTANT

[Click For Complete Online Bio](#)

- Butler joined the Titans for 2021 as part of the The NFL Bill Walsh Diversity Coaching Fellowship after seven years coaching at the collegiate level.
- Before arriving in Tennessee, he spent two seasons coaching wide receivers at Morehead State University. He also served as co-special teams coordinator in 2019 and was promoted to associate head coach for 2020-21. After the fall 2020 season was postponed due to the COVID-19 pandemic, Butler helped coach the team in its games during the spring of 2021.
- He spent two years at Glenville (W.Va.) State College, first as running backs coach in 2017 and then as offensive coordinator/wide receivers coach in 2018.
- Butler began his coaching career in 2014 at his alma mater, the University of Arizona, and spent three total seasons as an offensive graduate assistant.
- A native of Antioch, Calif., he appeared in 35 career games as a running back and on special teams for the Arizona Wildcats.



TITANS ASSISTANT COACHES

KEITH CARTER OFFENSIVE LINE

[Click For Complete Online Bio](#)

- Carter joined the Titans in 2018 with 13 years of prior coaching experience, including five seasons in the NFL.
- In 2021, injuries forced the Titans use seven different starting offensive line combinations, including five different starters at left tackle. However, the offense managed to finish fifth in rushing, averaging 141.4 rushing yards per game. Left guard Rodger Saffold III was named to his first career Pro Bowl.
- In 2020, while using three different starting left tackles, the Titans had the NFL's second-ranked rushing offense (168.1 yards per game), and the unit's 25 sacks allowed was the sixth-best finish in the league. Derrick Henry (2,027 rushing yards) led the NFL in rushing for the second consecutive season and recorded the fifth-highest single-season rushing total in NFL history.
- In 2019, the Titans finished third in the NFL in rushing offense with Henry leading the league in rushing yards (1,540). Rookie Nate Davis started 15 consecutive games (including playoffs) at right guard.
- Prior to arriving in Tennessee, he spent three seasons with the Atlanta Falcons as running backs coach (2017) and assistant offensive line coach (2015-16). The 2016 Falcons offensive line protected NFL MVP Matt Ryan and paved the way for the NFL's fifth-best rushing attack while also winning the NFC Championship.
- He tallied two seasons as the offensive quality control coach for the Seattle Seahawks (2012-13).
- In the college ranks, Carter has experience as the offensive line/run game coach at San Jose State (2014), tight ends (2009) and offensive line coach (2010-11) at the University of San Diego, offensive line coach at University of the Redlands (2007-08), tight ends coach at Wagner College (2006) and as an undergraduate assistant at UCLA (2005).
- The Downingtown, Pa., native was a tight end, H-back and fullback at UCLA.



RYAN CROW OUTSIDE LINEBACKERS

[Click For Complete Online Bio](#)

- Crow was promoted to outside linebackers coach in 2021 after initially joining the Titans in 2018. He arrived with seven previous seasons of coaching experience in the college ranks.
- In 2021, Titans outside linebackers accounted for 19 total sacks, including 12 sacks by Harold Landry III, who led the team, set a career high and ranked 10th in the NFL. Landry was named to his first career Pro Bowl.
- After serving as a defensive assistant for his first two seasons with the Titans, his title was changed to assistant special teams coach in 2020.
- Crow served as a graduate assistant at Ohio State (2017) and worked primarily with linebackers.
- Crow spent three seasons at Baldwin Wallace University as offensive coordinator/offensive line coach (2015-16) and offensive line coach (2014). He also spent three seasons at Purdue as a graduate assistant working with the offensive line (2012-13) and one season as assistant strength coach (2011).
- A native of Findlay, Ohio, Crow played linebacker at Bowling Green and earned a scholarship after initially walking on.



TONY DEWS RUNNING BACKS

[Click For Complete Online Bio](#)

- Dewes joined the Titans in 2018 with 20 previous years of coaching in the college ranks.
- In 2021, the Titans were fifth in rushing offense, averaging 141.4 rushing yards per game. Derrick Henry ranked ninth in the NFL with 937 rushing yards despite missing nine games. With Henry out, D'Onta Foreman (566 rushing yards) and Dontrell Hilliard (350) each set career highs in rushing yards.
- In 2020, the Titans had the NFL's second-ranked rushing offense (168.1 yards per game). Derrick Henry led the NFL in rushing for the second consecutive season and produced the eighth 2,000-yard rushing season in league history. Henry's 2,027 rushing yards ranked fifth in NFL history.



- In 2019, the Titans finished third in the NFL in rushing offense with Henry leading the league with 1,540 rushing yards.
- In 2018, the Titans finished with the NFL's seventh-ranked rushing offense, as Henry ranked second in the AFC with 1,059 rushing yards.
- Prior to his arrival in Tennessee, Dewes coached running backs at West Virginia in 2017.
- Dewes had stints coaching wide receivers at Arizona (2012-16), tight ends at Pittsburgh (2011), wide receivers at Michigan (2008-10), wide receivers at West Virginia (2007), linebackers at UNLV (2006), special teams (2005) and tackles/tight ends (2004) at Central Michigan, defensive line at Holy Cross (2002), offensive line at California (Pa.) and defensive line at Millersville (1998). He was a graduate assistant at West Virginia from 1999-2001.
- A native of Clifton, Va., Dewes played tight end at Liberty University, where he was the team's leading receiver in both of his final two seasons.

ERIK FRAZIER OFFENSIVE SKILL ASSISTANT

[Click For Complete Online Bio](#)


- Frazier joined the Titans in 2021 after two seasons as wide receivers coach/pass game coordinator at Montana State.
- In 2021, Frazier contributed to an offense that ranked fifth in rushing (141.4 yards per game) eighth on third down (43.6 percent), fifth in the red zone (63.9 percent) and first in goal-to-go efficiency (87.5 percent).
- Served as the Bill Walsh Minority Intern with the New York Giants (2019), Minnesota Vikings (2018) and Kansas City Chiefs (2017).
- Also had previous stints coaching at Delaware Valley (wide receivers, 2014; wide receivers/quarterbacks, 2015), Dayton (wide receivers, 2016), Northwestern (graduate assistant, 2017) and Western Illinois (wide receivers, 2018).
- A native of Philadelphia, Pa., he earned Division II All-America honors in 2011 as a wide receiver at Kutztown University.



JASON HOUGHTALING OFFENSIVE LINE ASSISTANT

[Click For Complete Online Bio](#)

- Houghtaling (pronounced (HO-tail-ing)) joined the Titans in 2021. He spent 2020 as offensive line coach with Colgate.
- In 2021, injuries forced the Titans to use seven different starting offensive line combinations, including five different starters at left tackle. However, the offense managed to finish fifth in rushing, averaging 141.4 rushing yards per game. Left guard Rodger Saffold III was named to his first career Pro Bowl.
- Houghtaling spent 12 total seasons over three stints at Wagner College (2006-09, 2011-12, 2014-19), including serving as head coach for the Seahawks from 2015 to 2019.
- He also served as head coach at Hudson Valley Community College in 2010 and as the offensive coordinator at Cornell in 2013.
- A native of Windsor, N.Y., he attended Lafayette College and played defensive line before injuries ended his career. He graduated from the University of Binghamton.



TITANS ASSISTANT COACHES

TIM KELLY

PASSING GAME COORDINATOR

[Click For Complete Online Bio](#)

- Kelly joined the Titans in 2022 after three seasons as the offensive coordinator for the Houston Texans.
- Kelly arrived in Tennessee with eight years of NFL experience, all with the Texans. He initially joined the Texans as an offensive quality control coach in 2014 and then was named offensive quality control/assistant offensive line coach in 2016. He was promoted to tight ends coach in 2017 and then elevated to offensive coordinator in 2019.
- In 2021, he guided quarterback Davis Mills to the second-best passer rating (88.8) among all rookie quarterbacks.
- In 2020, he directed an offense that ranked fourth in passing yards and 13th overall. Quarterback Deshaun Watson led the NFL with a career-best 4,823 passing yards, while also setting career marks in passing touchdowns (33), passer rating (112.7) and lowest interception total (seven).
- In 2019, his first season as offensive coordinator, Kelly's offense featured a 3,500-yard passer (Watson), a 1,000-yard receiver (DeAndre Hopkins) and a 1,000-yard rusher (Carlos Hyde).
- Kelly also has six years of college coaching experience with stops at Penn State (2012-13), Ball State (2011), Minnesota State-Moorhead (2010) and Illinois Wesleyan (2008-09).
- As a college player, Kelly played 48 games at defensive tackle and served as a team captain for Eastern Illinois.



BOBBY KING

INSIDE LINEBACKERS

[Click For Complete Online Bio](#)

- King joined the Titans in 2022 after spending the previous five seasons with the Houston Texans.
- King arrived in Tennessee with 12 years of NFL coaching experience, including eight total seasons with the Houston Texans (2017-21, 2011-13). He coached the defensive line in 2021 after leading the inside linebackers from 2017 to 2020.
- In 2020, linebacker Zach Cunningham led the NFL with a career-high 163 tackles on the season.
- In 2018, linebacker Benardrick McKinney earned Pro Bowl honors after posting 105 stops, seven passes defended, five tackles for loss, 1.5 sacks, a forced fumble and an interception. The Texans 2018 defense led the league in opponent average rushing yards per carry (3.44) and ranked third in rushing yards allowed (1,323).
- Before returning to the Texans in 2017, King spent three seasons (2014-16) with the San Diego Chargers as assistant linebackers coach. His first stint in Houston was as assistant linebackers coach (2012-13) and defensive assistant (2011). He entered the NFL as defensive quality control/assistant linebackers coach for Dallas in 2010.
- King spent seven seasons in the college game with stops at West Texas A&M (2008-09, 2005), Baylor (2006-07) and his alma mater, Texas-El Paso (2002-03), where he previously was a two-year starter on the defensive line.




ZAK KUHR

INSIDE LINEBACKERS ASSISTANT

[Click For Complete Online Bio](#)

- Kuhr joined the Titans in 2020 after a season as offensive analyst at the University of Texas in 2019.
- In 2021, the rotation at inside linebacker included Rashaan Evans, Jayon Brown, David Long Jr. and Zach Cunningham. The quartet accounted for 212 total tackles and five interceptions, including Long's career highs of 75 tackles and two interceptions.
- He spent two seasons at Texas State. In addition to coaching running backs for the Bobcats from 2017-18, he was the co-offensive coordinator in 2017 and the offensive coordinator/assistant head coach in 2018.
- He coached running backs at Rutgers in 2016.
- Following the 2013 season as a graduate assistant at Old Dominion, he spent two years at James Madison, where he coached running backs in



2014 and added co-offensive coordinator to his title in 2015.


- He interned under Urban Meyer at Ohio State from 2011 to 2012 after a two-year stint as a special teams coordinator at Edward Waters College.
- A native of Jacksonville, Fla., he attended the University of Florida.

CLINTON McMILLAN

DEFENSIVE LINE ASSISTANT

[Click For Complete Online Bio](#)

- McMillan initially joined the Titans in 2021 as part of the NFL's Bill Walsh Coaching Fellowship.
- In 2021, he primarily worked with the Titans outside linebackers. The group accounted for 19 total sacks, including 12 sacks by Harold Landry III, who led the team, set a career high and ranked 10th in the NFL. Landry was named to his first career Pro Bowl.
- McMillan was a senior analyst at Florida State from 2020 until joining the Titans in 2021.
- McMillan was defensive line coach at the University of Tennessee at Martin from 2017-19 and also held the titles of defensive run game coordinator and co-special teams coordinator in his time with the Skyhawks. He coached four all-conference performers during his tenure and in 2019 helped UTM lead the conference with 25 sacks.
- He began his coaching career at Sanford Seminole High School and Winter Park High School before stints at Weber State (2012-14), Marshall (2014-16) and Ohio Dominican (2017).
- McMillan played four years at defensive tackle for the University of Florida, appearing in 48 games and helping the Gators win the 2006 national championship.




ANTHONY MIDGET

SECONDARY

[Click For Complete Online Bio](#)

- Midget was hired by the Titans in 2020 to coach the Titans secondary. He arrived in Tennessee with 14 years of coaching experience, including six seasons (2014-19) with the Houston Texans.
- In 2021, the Titans secondary incorporated new regular starters at cornerback (Kristian Fulton and Jackrabbit Jenkins), safety (Amani Hooker) and nickel back (Elijah Molden). The defense tied for 10th place in the NFL with 16 interceptions and tied for fourth place in the NFL with 83 passes defended. Safety Kevin Byard was a first-team All-Pro and Pro Bowl selection with a team-high five interceptions. Fulton tied for 11th place in the NFL with 14 passes defended.
- In 2020, Titans defense ranked seventh in the NFL with 15 interceptions. Cornerback Malcolm Butler's five combined interceptions in the regular season and postseason tied for fourth in the league. Safety Kevin Byard led the defense and set a career high with 111 tackles.
- From 2018-19, he was the Texans secondary coach. In 2018, the Texans finished ninth in the NFL with 15 interceptions and ranked fourth in points allowed (19.8 per game).
- He joined the Texans in 2014 as the assistant secondary coach and spent four seasons in that role before being promoted.
- Before joining the NFL, he spent one season at Penn State coaching safeties (2013) and five seasons (2008-12) at Georgia State, including his final season there as defensive coordinator.
- His college coaching career started at his alma mater as a graduate assistant at Virginia Tech (2007) after entering coaching at Lake Worth (Fla.) High School from 2003-06.
- A Florida native, Midget was a three-year starter at cornerback for Virginia Tech and was a fifth-round selection by the Atlanta Falcons in 2000.



TITANS ASSISTANT COACHES

ROB MOORE

WIDE RECEIVERS

[Click For Complete Online Bio](#)

- Moore joined the Titans in 2018 with 16 years of NFL experience as a player and coach.
- In 2021, Brown posted a team-best 63 receptions, 869 receiving yards and five touchdown catches, becoming the first player in franchise annals to begin his career with at least 50 receptions and five touchdown receptions in three consecutive seasons. Nick Westbrook-Ikhine set career highs with 38 receptions, 476 receiving yards and four touchdown catches, helping to make up for significant time lost in 2021 by the receiving corps due to injuries. Brown, Julio Jones, Marcus Johnson, Cameron Batson and Racey McMath all had at least one stint on injured reserve.
- In 2020, Brown was selected to the Pro Bowl in his second year after posting 70 receptions for 1,075 yards and 11 touchdowns. Corey Davis set career highs with 984 receiving yards and five touchdowns and tied his career high with 65 catches.
- In 2019, Brown led the 2019 NFL rookie class in receiving yards (1,051), tied for the rookie lead in touchdown receptions (eight), ranked fifth among rookies in receptions (52) and ranked second among all NFL players in receiving average (20.2).
- In 2018, Davis, led the offense in his second season with 65 receptions, 891 receiving yards and four touchdowns, seeing dramatic increases from his rookie campaign.
- Moore spent three seasons (2015-17) as the wide receivers coach for the Oakland Raiders and one year (2014) with the Buffalo Bills.
- During his three years in Oakland, he worked with Amari Cooper and Michael Crabtree, who totaled 435 receptions, 5,556 receiving yards and 43 touchdowns in that time.
- During his one year in Buffalo, he worked with Sammy Watkins, who set franchise records for a rookie with 65 receptions for 982 yards.
- Moore also spent time coaching at Syracuse (2010-13), Phoenix (Ariz.) Junior College (2009) and Montclair (N.J.) High School (2002-03).
- A native of Hempstead, N.Y., Moore had a 12-year NFL career playing for the New York Jets (1990-94) and Arizona Cardinals (1995-2001).



PAT O'HARA

QUARTERBACKS

[Click For Complete Online Bio](#)

- O'Hara joined the Titans in 2018 after spending three seasons (2015-17) with the Houston Texans as an offensive assistant who helped coach quarterbacks. He arrived in Tennessee with 19 previous seasons of coaching experience.
- In 2021, Ryan Tannehill placed third on the franchise's single-season passing charts in attempts (531), completions (357) and completion percentage (67.2), and he ranked fourth with 3,734 passing yards. He became the only quarterback other than Moon (1989-1991) to record multiple seasons with at least 3,500 passing yards with the franchise.
- In 2020, Tannehill ranked fifth in the NFL with a 106.5 passer rating, which was second in franchise history behind Tannehill's own 2019 record of 117.5. Tannehill produced top-five numbers on several other franchise single-season lists in 2020, including 40 total touchdowns (first), 3,819 passing yards (third), 33 touchdown passes (tied for second), 65.5 completion percentage (fourth) and 7.9 yards per attempt (tied for fifth).
- In 2019, Tannehill led the NFL in passer rating (117.5—fourth in NFL history) and passing average (9.6). Tannehill set franchise records in both categories in addition to the team's completion percentage benchmark (70.3).
- In 2018, quarterback Marcus Mariota set a then-franchise record with a 68.9 completion percentage. He also finished with a career-best average of 7.64 yards per attempt and a career-low eight interceptions.
- O'Hara spent 10 years coaching in the Arena Football League, including stints as a head coach for the Los Angeles Avengers (2009), Tri-Cities Fever (AF2, 2009), Orlando Predators (2010-11) and New Orleans Voo-Doo (2012-14).
- O'Hara was an offensive coordinator for the AFL's Tampa Bay Storm for three seasons (2005, 2007-08).
- A native of Santa Monica, Calif., O'Hara was a 10th round selection for the Tampa Bay Buccaneers in the 1991 NFL Draft.



FRANK PIRAINO

DIRECTOR, SPORTS PERFORMANCE

[Click For Complete Online Bio](#)

- Piraino joined the Titans in 2019 after serving as head strength and conditioning coach for football at Boston College, where he spent six total seasons (2013-18).
- Piraino joined head coach Steve Addazio at Boston College after spending two seasons (2011-12) as his head strength and conditioning coach at Temple and one year as the head strength and conditioning coach for football at Marshall (2010).
- He served on the strength and conditioning staff at the University of Florida for five years (2005-09), during a stretch when Florida won a pair of national championships (2006 and 2008) under head coach Urban Meyer.
- He also spent time at Notre Dame (2004), Michigan State (2003-04) and Walsh Jesuit (Cuyahoga Falls, Ohio) High School (2000-03), as well as an internship with the Cleveland Indians (2000-01).
- Piraino graduated from the University of Akron and later earned a master's degree from Michigan State.



TYLER ROUSE

SPORTS PERFORMANCE ASSISTANT

[Click For Complete Online Bio](#)

- Rouse joined the Titans in 2022 as sports performance assistant after five seasons coaching in the collegiate ranks.
- In 2021, Rouse was on the staff at Colorado State University as assistant strength and conditioning coach. He spent the previous four seasons (2017-20) with the same title at his alma mater, Boston College.
- During a four-year playing career as a running back at Boston College, Rouse appeared in 48 games and rushed for 852 yards and 12 touchdowns on 199 attempts. A three-year starter, he added 22 receptions for 284 yards and a score and also returned 24 punts for 313 yards.
- The Baldwinsville, N.Y., native received his bachelor's degree from Boston College in 2017 and added a master's in sport administration in 2019.



JIM SCHWARTZ

SENIOR DEFENSIVE ASSISTANT

[Click For Complete Online Bio](#)

- Schwartz rejoined the Titans in 2021 as senior defensive assistant. He previously spent 10 seasons with the Titans from 1999 to 2008 and was the team's defensive coordinator from 2001 to 2008.
- In 2021, he helped the Titans finish second in rushing defense (84.6), 12th in total defense (329.8 per game), sixth on third down (36.7 percent) and sixth in scoring defense (20.8 points per game).
- He has 14 years of experience as an NFL defensive coordinator and an additional five years as the head coach of the Detroit Lions (2009-13).
- From 2016 to 2020, Schwartz was the defensive coordinator with the Philadelphia Eagles. During his five seasons in Philadelphia, the Eagles ranked third in third-down defense (35.9 percent), sixth in red-zone defense (52.7 percent), third in rushing defense (99.1 yards per game) and seventh in sacks (208).
- In 2020, the Eagles defense ranked third in the NFL with 49 sacks, and in 2019, the team led the NFL in forcing three-and-out drives (27.5 percent).
- In Philadelphia's 2017 Super Bowl winning season, he guided the Eagles to the league's best rushing defense (79.2 yards allowed), the third best third-down defense (32.2 percent) and the fourth best takeaway total (31).
- Schwartz originally joined the Titans as a defensive assistant (1999) and then linebackers/third-down package (2000) before taking the reins as defensive coordinator in 2001.
- He is a native of Baltimore, Md., and a graduate of Georgetown University.



TITANS ASSISTANT COACHES

LUKE STECKEL TIGHT ENDS

[Click For Complete Online Bio](#)

- Steckel was promoted to tight ends coach in 2021 following eight previous years with the organization.
- In 2021, Steckel worked with a core group of tight ends that included Geoff Swaim, MyCole Pruitt and Anthony Firkser. Swaim set career highs in starts (16), receptions (31) and touchdowns (three), while Pruitt established career bests in receptions (14), receiving yards (145) and touchdowns (three). Firkser totaled 34 catches for 291 yards and a career-best two touchdown receptions.
- Steckel joined the Titans in 2013 as an assistant to the head coach and was promoted to offensive assistant the following season. He also served as assistant wide receivers coach in 2017.
- In 2020, the Titans offense ranked second overall (396.4 yards per game), second in rushing (168.1) and fourth in scoring (30.7 points per game).
- The 2019 Titans ranked third in the NFL in rushing, first in red zone efficiency and fourth in yards per play.
- He joined the Titans after spending four seasons (2009-2012) with the Cleveland Browns as the assistant to the head coach.
- He spent three seasons as a linebacker at Princeton (2004-06), where he helped lead the Tigers to an Ivy League Championship.
- He is the son of former Titans offensive coordinator Les Steckel and attended Brentwood (Tenn.) High School.



JOHN STREICHER COORDINATOR OF FOOTBALL DEVELOPMENT

[Click For Complete Online Bio](#)

- Streicher was promoted to coordinator of football development in 2020 after previously serving the team as assistant to head coach Mike Vrabel.
- Streicher joined the Titans in 2018 following two years (2016-17) as Texas State's director of football operations. There he managed the day-to-day operations of the program and oversaw recruiting under Bobcats head coach Everett Withers.
- From 2014-15, Streicher served on James Madison's football staff. He was promoted to the director of football operations and player personnel in 2015 after originally joining JMU as special assistant to the head coach.
- A native of Cincinnati, Ohio, Streicher went to James Madison after spending six seasons on the football staff at Ohio State.



MIKE SULLIVAN ASSISTANT OFFENSIVE LINE

[Click For Complete Online Bio](#)

- Sullivan joined the Titans in 2014 and has worked with the offensive line since that time.
- In 2021, Sullivan completed his eighth season with the team. Injuries forced the Titans to use seven different starting offensive line combinations, including five different starters at left tackle. However, the offense managed to finish fifth in rushing, averaging 141.4 rushing yards per game. Left guard Rodger Saffold III was named to his first career Pro Bowl.
- In 2020, the Titans had the NFL's second-ranked rushing offense (168.1 yards per game), and the unit's 25 sacks allowed was the sixth-best finish in the league. Derrick Henry led the league and recorded the fifth-highest single-season rushing total in NFL history with 2,027 rushing yards.
- In 2019, the Titans finished third in the NFL in rushing offense with Henry leading the league in rushing yards (1,540). Rookie Nate Davis started 15 consecutive games (including playoffs) at right guard.
- He joined the Titans in 2014 after one season as offensive line coach for the Cleveland Browns (2013).



- Sullivan spent four seasons (2009-12) as offensive line coach for the San Diego Chargers. He had two other stints with the Browns as offensive line coach (2007-08) and assistant offensive line coach (2001-04).
- He has three seasons of college experience, as offensive line coach for Western Michigan (2005-06) and as a graduate assistant for the University of Miami (Fla.) (2000).
- Sullivan began his coaching career in 1997, spending five seasons coaching in Europe.
- A native of Chicago, Ill., Sullivan played in 48 games for the Tampa Bay Buccaneers from 1992-95.

TERRELL WILLIAMS DEFENSIVE LINE

[Click For Complete Online Bio](#)

- Williams joined the Titans in 2018 with 20 previous years of coaching experience, including six seasons in the NFL.
- In 2021, the Titans defensive line accounted for 22 total sacks, including nine sacks by free agent acquisition Denico Autry, who tied his career high. Jeffery Simmons was named to his first career Pro Bowl after setting career highs in several categories, including sacks (8.5), tackles (54), quarterback pressures (58), tackles for loss (12) and passes defended (six).
- In 2020, Simmons continued to emerge as one of the NFL's top young talents. Simmons ranked second on the team with 19 quarterback pressures and became the first player in the franchise's "Titans era" (since 1999) to post at least three fumble recoveries, three sacks and five passes defended in the same season.
- In 2019, Williams helped acclimate Simmons to the NFL as a first-round rookie, while veteran Jurrell Casey earned his fifth consecutive Pro Bowl berth.
- In 2018, Casey was named to the Pro Bowl after leading the defense with seven sacks. The Titans defense ranked eighth overall and third in points allowed.
- He spent three seasons coaching the defensive line with the Miami Dolphins (2015-17).
- During Williams' tenure with the Dolphins, Cameron Wake tallied 29 sacks, the eighth-highest total by a player, and Ndamukong Suh posted 15.5 sacks, the eighth-highest number of sacks among defensive tackles.
- Williams also spent three seasons coaching the defensive line with the Oakland Raiders (2012-14).
- Prior to joining the NFL coaching ranks, Williams spent time at Texas A&M (2010-11), Purdue (2006-09), Akron (2004-05), Youngstown State (2002-03), North Carolina A&T (1999-2001) and Fort Scott Community College (1998).
- A native of Los Angeles, Calif., Williams played collegiately at East Carolina as a nose tackle.



TITANS ROSTER BREAKDOWN

Out of the 52 players on the Titans roster (as of Nov. 13), there are 24 offensive players, 25 defensive players and three specialists. Twenty-one players were added to the roster since the end of the 2021 campaign.

The following is a closer breakdown of the roster (as of Nov. 13, 2022):

Years in NFL (including 2022):

13th	1
12th	0
11th	3
10th	1
9th	2
8th	4
7th	5
6th	3
5th	1
4th	9
3rd	6
2nd	8
1st	0
Rookie	9

By Age (roster as of Sept. 5; age as of season opener on Sept. 11):

20-24	20
25-28	24
29-32	6
33+	3

By Position:

OL	9
DL	8
CB	6
S	5
WR	5
ILB	4
RB/FB	4
TE	4
Specialists	3
OLB	2
QB	2

By Draft Round:

First Round	5
Second Round	8
Third Round	9
Fourth Round	5
Fifth Round	1
Sixth Round	3
Seventh Round	2
Undrafted	19

States that produced the most current Titans (high school location):

Texas - 8 (Aaron Brewer, Randy Bullock, Le'Raven Clark, Mario Edwards Jr., Joshua Kalu, Jordan Roos, Kevin Strong, Ryan Tannehill)

Georgia - 8 (Andrew Adams, Kevin Byard, Tory Carter, Chris Conley, Bud Dupree, Corey Levin, Chig Okonkwo, Malik Willis)

California - 5 (Austin Hooper, Terrance Mitchell, Ryan Stonehouse, Geoff Swaim, Robert Woods)

Florida - 5 (Derrick Henry, Nicholas Petit-Frere, DeMarcus Walker, Rashad Weaver, Nick Westbrook-Ikhine)

Universities that produced the most current Titans:

Georgia - 3 (Chris Conley, Ben Jones, Monty Rice)

Arkansas - 2 (Treyton Burks, Cody Hollister)

Florida State - 2 (Mario Edwards Jr., DeMarcus Walker)

Kentucky - 2 (Bud Dupree, Lonnie Johnson Jr.)

Louisiana State - 2 (Tory Carter, Kristian Fulton)

Maryland - 2 (Chig Okonkwo, Sam Okuayinonu)

Mississippi State - 2 (Denico Autry, Jeffery Simmons)

Texas A&M - 2 (Randy Bullock, Ryan Tannehill)

First-Round Draft Picks:

WR Treyton Burks (2022)
CB Caleb Farley (2021)
DT Jeffery Simmons (2019)
OLB Bud Dupree (2015)
T Taylor Lewan (2014) *
QB Ryan Tannehill (2012)

Pro Bowl Seasons:

S Kevin Byard (2017, 2021)
LS Morgan Cox (2015-16, 2019-20)
RB Derrick Henry (2019-20)
TE Austin Hooper (2018-19)
T Taylor Lewan (2016-18) *
QB Ryan Tannehill (2019)

Drafted by the Titans: 19

New players in 2022: 22

Oldest player:

LS Morgan Cox (4/26/86)

Youngest player:

WR Treyton Burks (3/23/00)

Tallest player:

T Dennis Daley (6-6)
OL Dillon Radunz (6-6)

Shortest player:

K Randy Bullock (5-9)

* Injured Reserve

KEY NUMBERS

0

Players on the Titans' 53-man roster who have experienced a non-winning season during their time with the team.

6

Consecutive winning seasons for the Titans from 2016 to 2021—every season since executive vice president/general manager **Jon Robinson** joined the team. It is the second-longest such streak in franchise history trailing only the Oilers' seven consecutive winning records from 1987 through 1993. The Titans and Kansas City Chiefs were the only teams to post winning seasons every year from 2016 to 2021.

16

Sacks by the Titans in their last four games. They lead the NFL in that time.

24

Number of defensive starters used by the Titans in 2022.

24

Interceptions from 2017 to 2022 by Titans safety **Kevin Byard**, who ranks first among safeties and third in the NFL in that time period behind **Xavien Howard** (27) and **J.C. Jackson** (25).

27.9

Third-down percentage allowed by the Titans defense in 2022, which ranks first in the NFL. Opponents have converted 34 third downs on 122 attempts.

49

Total wins, including playoffs, by **Mike Vrabel** as a head coach. He passed **Jack Pardee** (44-35) for the third-highest win total in franchise history.

53.2

Punting average in 2022 by Titans rookie **Ryan Stonehouse**, who leads the NFL in the category.

74

Career rushing touchdowns by **Derrick Henry**, who broke **Earl Campbell's** previous franchise record (73) in Week 9 at Kansas City.

77

Total career touchdowns by **Derrick Henry**, who broke **Eddie George's** previous franchise record (74) in Week 8.

76.2

Touchdown percentage of the Titans offense in the red zone in 2022. They rank first in the NFL, having reached the end zone 16 times in 21 opportunities.

85.1

Rushing yards per game allowed by the Titans defense in 2022. The Titans rank second in the NFL in rushing defense behind only the San Francisco 49ers.

101.1

Passer rating by **Ryan Tannehill** since taking over as the team's starting quarterback in Week 7 of 2019.

594

Career receptions by **Robert Woods**, who ranks 14th among all active players.

923

Rushing yards this season by **Derrick Henry**, who ranks second in the NFL through 10 weeks (nine games played by the Titans).

NISSAN STADIUM

In 2015, the Titans and Nissan North America announced the formation of a 20-year, exclusive naming-rights partnership that rebranded Nashville's downtown stadium as Nissan Stadium.



Nissan Stadium hosts all Titans home football games, Tennessee State University football games, the Music City Bowl, the CMA Music Festival and numerous other events.

The procurement of naming rights to Nissan Stadium fit the automotive company's 'Fewer, Bigger, Better' marketing strategy, which has included ongoing sponsorships of NBC's 'The Voice,' the Heisman House college football program and a major advertising presence in this year's Super Bowl. Nissan is also now the official automotive partner of the Tennessee Titans.

Nissan's ever-growing footprint in Tennessee includes vehicle and powertrain manufacturing facilities in Smyrna and Decherd respectively, along with its North American headquarters in Franklin.


The Nissan Smyrna Plant began operations in 1983 and employs more than 8,400 people. In 2014, the Smyrna plant assembled more than 648,000 vehicles, making it the highest volume automotive assembly plant in North America. Nissan also has a major manufacturing presence in Canton, Miss., along with research and development groups in California, Arizona and Michigan. In total, the company employs more than 22,000 employees in the U.S.

One component of the Titans-Nissan partnership is assisting charitable organizations throughout Middle Tennessee in an array of community outreach programs. A centerpiece of this is the annual "Taste of Titans" charitable event, for which Nissan serves as presenting sponsor. During the course of a 20-year relationship, a total of more than \$1 million resulting from these annual events is anticipated to be distributed to local non-profit organizations.

Nissan Stadium is a city-owned venue that has housed the Titans since 1999. The naming rights agreement includes the opportunity for Nissan branding on the exterior of the stadium, as well as stadium signage and other unique displays inside the stadium. LP Building Products held the naming rights to the stadium from 2006 until the Nissan partnership was established in 2015.

Titans/Oilers all-time regular-season record by home venue:

Stadium	Seasons	W-L-T	Pct.
Jeppesen Stadium	1960-1964	25-11-0	.694
Rice Stadium	1965-1967	11-10-0	.524
Astrodome	1968-1996	113-103-2	.523
Liberty Bowl	1997	6-2-0	.750
Dudley Field (Vanderbilt Stadium)	1998	3-5-0	.375
Nissan Stadium	1999-2022	110-79-0	.582



TICKET INFORMATION

Tickets for the 2022 season at Nissan Stadium are now on sale. To find out about ticket options, fans can visit TennesseeTitans.com/tickets, email ticketssales@titans.nfl.com or call (615) 565-4200. Information on season ticket memberships, single-game tickets, flex plans, group tickets, suite sales and "Fireball Fast Passes" is available.

Titans season ticket members receive the best seat locations at the best price, flexible interest-free payment plans and playoff ticket priority. Additional benefits include access to exclusive VIP events year-round, special discounts on concession items, pre-sales to Nissan Stadium events and concerts, and a unique season ticket member gift each season.

NISSAN STADIUM RECORD WHEN ...

The Titans at Nissan Stadium (1999-present):

	Games	Record	Pct.
Regular Season	189	110-79	.582
Postseason	6	2-4	.333
Combined	195	112-83	.574

Record When ...	Reg. Season	Playoffs
September	22-17	
October	26-21	
November	25-18	
December	34-22	
January	3-1	2-4
Thursday	5-3	
Friday	0-1	
Saturday	2-1	2-2
Sunday	95-71	0-2
Monday	7-3	
Tuesday	1-0	
Against own division	44-32	0-1
Against AFC	80-61	2-4
Against NFC	30-18	
Overtime games	7-6	1-0
In primetime	14-11	
Temperature 80+	7-6	
Temperature <40	10-10	1-2
Titans score 20 points	91-33	2-0
Titans score 30 points	39-6	1-0
Titans allow <20 points	71-13	1-2
Titans allow <10 points	16-0	
Titans net 300 yards	81-47	1-3
Opponents net <300 yards	52-11	1-2
Titans commit 0 turnovers	37-11	
Titans force 2 turnovers	71-24	

WINNING AT HOME

Since the 2016 season, the Titans have been one of the NFL's most successful teams at home. In 2021, they went 7-2 at home. They were one of four teams to win at least seven games at home, along with Green Bay (8-0), Tampa Bay (7-1) and Kansas City (7-2).

Highest winning percentage in home games (regular season) since 2016:

Team	Wins	Losses	Ties	Win Pct
1. Green Bay Packers	40	12	1	.764
2. Kansas City Chiefs	41	13	0	.759
3. Pittsburgh Steelers	37	15	1	.708
4. New England Patriots	37	16	0	.698
5. Tennessee Titans	36	17	0	.679
Baltimore Ravens	36	17	0	.679
7. Minnesota Vikings	35	17	0	.673
8. Dallas Cowboys	35	18	0	.660
9. Seattle Seahawks	34	18	0	.654
10. Philadelphia Eagles	33	18	1	.644

TITANS/OILERS ALL-TIME RECORD

	W	L	T
Regular Season:	469	483	6
Home	268	209	2
Road	201	274	4
As Titans (1999-present)	202	176	0
As Oilers (1960-1998)	267	307	6
Postseason:	17	23	0
Home	6	7	0
Road	11	15	0
Super Bowl (XXXIV)	0	1	0
As Titans (1999-present)	8	10	0
As Oilers (1960-1998)	9	13	0

All-time playoff appearances by the Oilers/Titans: 1960, 1961, 1962, 1967, 1969, 1978, 1979, 1980, 1987, 1988, 1989, 1990, 1991, 1992, 1993, 1999, 2000, 2002, 2003, 2007, 2008, 2017, 2019, 2020, 2021

All-time division titles by the Oilers/Titans: 1960, 1961, 1962, 1967, 1991, 1993, 2000, 2002, 2008, 2020, 2021

SIX CONSECUTIVE WINNING SEASONS

With a winning record secured during the 2021 regular season, the Titans recorded their sixth season with a winning record in six seasons since **Jon Robinson** was hired as general manager.

In the "Titans era" (1999–present), the team never before had as many as three consecutive winning campaigns.

With their 2021 record, plus their 2020 finish of 11-5 and their 9-7 marks every season from 2016 through 2019, the Titans have built the second-longest active streak of winning seasons in the NFL.

Most current consecutive winning seasons (through 2021):

Team	Total	Seasons
1. Kansas City Chiefs	9	2013–2021
2. Tennessee Titans	6	2016–2021
3. Los Angeles Rams	5	2017–2021
New Orleans Saints	5	2017–2021
5. Buffalo Bills	3	2019–2021
Green Bay Packers	3	2019–2021
7. (four tied)	2	

WINNING IN THE AFC SOUTH

Since the start of the 2017 season, the Titans have built the best division record in the AFC South.

In six divisional games in 2021, the Titans finished with a 5-1 record for the second consecutive season. The mark tied (2017) for their second-best divisional record since the formation of the AFC South in 2002.

Best division winning percentage in the AFC South from 2017–2022:

Team	Wins	Losses	Ties	Win %
1. Tennessee Titans	24	9	0	.727
2. Indianapolis Colts	17	17	1	.500
3. Houston Texans	15	17	1	.470
4. Jacksonville Jaguars	10	23	0	.303

Best final division records for the Titans since the AFC South was formed in 2002:

Season	Wins	Losses	Win %
1. 2002	6	0	1.000
2. 2021	5	1	.833
2020	5	1	.833
2017	5	1	.833
3. 2008	4	2	.667
2003	4	2	.667
2006	4	2	.667
2007	4	2	.667
7. 2019	3	3	.500
2018	3	3	.500
2011	3	3	.500

WINNING CLOSE GAMES

Since the beginning of the 2018 season, no NFL team has more wins than the Titans in games decided by three points or less.

In 2021, the Titans were 6-1 in games decided by three points or less. Their six such wins led the NFL and were the most in franchise history. Twenty-seven teams in 2021 had no more than three wins of three points or less.

The Titans won their first three games of 2020 by a total of six points—a 16-14 victory at Denver followed by a 33-30 win against the Jaguars and a 31-30 win at Minnesota. They closed the season with a 41-38 win at Houston.

Most wins in games decided by three points or less, 2018–2022:

Team	W	L	T	Win%
1. Tennessee Titans	16	8	0	.667
2. Los Angeles Chargers	13	12	0	.520
3. Green Bay Packers	12	6	1	.658
New Orleans Saints	12	7	0	.632
Seattle Seahawks	12	9	0	.571
Las Vegas Raiders	12	8	0	.600
7. Kansas City Chiefs	11	7	0	.611
Cleveland Browns	11	10	1	.523
Baltimore Ravens	11	9	0	.550
10. (three tied with 10 wins)				

CONSECUTIVE 11+ WIN SEASONS

With a 12-5 record in 2021, the Titans secured the franchise's fourth all-time set of back-to-back 11-win seasons. As the Oilers, the team went 11-5 in 1979 and in 1980. During the "Titans era" (since 1999), the team was 13-3 in both 1999 and 2000, and then 11-5 and 12-4 in 2002 and 2003, respectively.

Consecutive 11-win seasons, franchise history (regular season):

Season 1	Season 2	Total
2020 (11-5)	2021 (12-5)	2
2002 (11-5)	2003 (12-4)	2
1999 (13-3)	2000 (13-3)	2
1979 (11-5)	1980 (11-5)	2



TITANS ON LONG REST

Since **Mike Vrabel** became the head coach of the Titans in 2018, the Titans are 5-0 following their bye. That includes a Week 7 win over the Indianapolis Colts following the Titans' bye in 2022.

Additionally, the Titans are 4-0 since 2018 on long rest following Thursday night games. That includes wins in 2018 at the New York Giants, in 2019 at the Atlanta Falcons, in 2020 at the Baltimore Ravens and in 2021 against the Miami Dolphins.

The Titans are the only undefeated NFL team since 2018 in regular season games with nine or more rest days in between games.

Best winning percentage from 2018 to 2022 with nine or more rest days between games (regular season):

Team	Games	Wins	Losses	Ties	Win Pct
1. Tennessee Titans	9	9	0	0	1.000
2. Pittsburgh Steelers	10	9	1	0	.900
3. Indianapolis Colts	9	7	2	0	.778
Baltimore Ravens	9	7	2	0	.778
Atlanta Falcons	9	7	2	0	.778
6. Buffalo Bills	8	6	2	0	.750
New Orleans Saints	8	6	2	0	.750
8. Kansas City Chiefs	10	7	3	0	.700
Dallas Cowboys	10	7	3	0	.700
10. Seattle Seahawks	8	5	3	0	.625
New England Patriots	8	5	3	0	.625

Note: Does not include season openers; nine-day rest period does not include game days

SEVEN-POINT COMEBACKS UNDER VRABEL

The Titans' 34-31 come-from-behind victory over the Buffalo Bills on Oct. 18, 2021 marked the seventh time **Mike Vrabel's** Titans won after trailing by at least seven points in the fourth quarter, and it was the second such occasion in 2021. They were down 30-16 at Seattle (Sept. 19) before rallying to win 33-30 in overtime.

Since Vrabel's tenure began in 2018, the Titans have had the NFL's most fourth-quarter comebacks of seven or more points.

Most victories since 2018 after trailing by seven or more points in the fourth quarter:

Team	Wins
1. Tennessee Titans	7
2. Kansas City Chiefs	6
Green Bay Packers	6
4. New Orleans Saints	5
Washington Commanders	5
New York Jets	5
Minnesota Vikings	5
8. Pittsburgh Steelers	4
New York Giants	4
Los Angeles Chargers	4

Titans wins from 2018 to 2022 after trailing by seven or more points in the fourth quarter:

Date	Opponent	Largest 4th Quarter Deficit	Final Score
Sept. 30, 2018	Philadelphia	10-17	26-23 (OT)
Dec. 2, 2018	N.Y. Jets	13-22	26-22
Nov. 10, 2019	Kansas City	20-29	35-32
Oct. 18, 2020	Houston	29-36	42-36 (OT)
Nov. 22, 2020	at Baltimore	13-21	30-24 (OT)
Sept. 19, 2021	at Seattle	16-30	33-30 (OT)
Oct. 18, 2021	Buffalo	24-31	34-31

TOP RUSHING OFFENSES SINCE 2020

Since the beginning of the 2020 campaign, the Titans have been one of the NFL's most productive rushing offenses.

In 2021, the Titans finished with the fifth-ranked rushing offense (141.4 yards per game). That followed a 2020 campaign in which they ranked second in rushing (168.1).

NFL's top-ranked rushing offenses from 2020 to 2022 (yards per game):

Team	Rush Yards Per Game
1. Baltimore Ravens	168.2
2. Tennessee Titans	149.9
3. Cleveland Browns	149.4
4. Philadelphia Eagles	144.7
5. New England Patriots	132.2
6. Chicago Bears	132.1
7. Indianapolis Colts	128.4
8. New Orleans Saints	127.0
9. Arizona Cardinals	126.6
10. Green Bay Packers	123.5

RED ZONE SUCCESS, 2019-2022

During the past three seasons, the Titans have fielded one of the NFL's most efficient offenses in the red zone. From 2019 to 2021, they had 121 touchdowns in 170 possessions inside their opponent's 20-yard line.

During the 2019 campaign alone, they scored touchdowns on 75.6 percent (34 of 45) of their drives inside the opponent's 20-yard line to lead the league. That was the third-best figure in the NFL since 1991 and the highest since the 2013 Denver Broncos (76.1 percent).

In 2020, their 75.0 percent rate in the red zone (48 of 64) ranked second to the Green Bay Packers (80.0 percent), and in 2021, the Titans offense was fifth with touchdowns on 63.9 percent of trips inside the opponent's 20-yard line (39 of 61).

Top red zone offenses (touchdown percentage) in 2022:

Team	RZ Drives	Touchdowns	TD Pct.
1. Tennessee Titans	21	16	76.2%
2. Kansas City Chiefs	39	29	74.4%
3. Cincinnati Bengals	29	21	72.4%
4. Philadelphia Eagles	30	21	70.0%
5. Detroit Lions	33	23	69.7%
6. Miami Dolphins	34	23	67.6%
7. Dallas Cowboys	26	17	65.4%
8. New Orleans Saints	31	19	61.3%
Atlanta Falcons	31	19	61.3%
10. Cleveland Browns	33	20	60.6%

Top red zone offenses (touchdown percentage) from 2019-2022:

Team	RZ Drives	Touchdowns	TD Pct.
1. Tennessee Titans	191	137	71.7%
2. Green Bay Packers	209	136	65.1%
3. Philadelphia Eagles	191	123	64.4%
4. Seattle Seahawks	195	125	64.1%
5. Minnesota Vikings	203	130	64.0%
Cleveland Browns	186	119	64.0%
7. Tampa Bay Buccaneers	213	136	63.8%
8. New Orleans Saints	212	135	63.7%
9. Baltimore Ravens	214	134	62.6%
10. Kansas City Chiefs	216	133	61.6%

TIME OF POSSESSION LEADERS, 2021-2022

The Titans have been one of the NFL's best ball-control teams in the NFL since 2021. During the 2021 regular season, their average of 32 minutes and 40 seconds of possession ranked second in the NFL behind only the Green Bay Packers (32:43).

Highest average time of possession from 2021 to 2022:

Team	Time of Possession
1. Baltimore Ravens	32:18
2. Green Bay Packers	32:12
3. Tennessee Titans	31:27
4. Cincinnati Bengals	31:10
5. Cleveland Browns	31:10
6. Indianapolis Colts	31:03
7. Washington Commanders	31:02
8. Arizona Cardinals	31:00
9. Kansas City Chiefs	30:54
10. San Francisco 49ers	30:49

GOAL-TO-GO SINCE 2019

Since 2019, the Titans have been one of the most efficient NFL teams in scoring in goal-to-go situations. In 2021, they led the NFL in goal-to-go efficiency for the third consecutive season, scoring touchdowns on 28 of their 32 goal-to-go possessions (87.5 percent).

The 2020 Titans were a league-best 94.1 percent (32 of 34) in goal-to-go situations. Their percentage was the best in the NFL since the beginning of 2000.

Best goal-to-go touchdown efficiency from 2019-2022:

Team	Poss	TD	Pct
1. Tennessee Titans	100	91	91.0%
2. Seattle Seahawks	90	73	81.1%
3. Philadelphia Eagles	117	92	78.6%
4. Green Bay Packers	115	89	77.4%
5. Kansas City Chiefs	126	97	77.0%
6. New Orleans Saints	103	79	76.7%
7. Cleveland Browns	106	81	76.4%
8. Tampa Bay Buccaneers	139	106	76.3%
9. New York Giants	70	53	75.7%
10. Baltimore Ravens	119	89	74.8%



TOUCHDOWNS SINCE 2019

Since the beginning of the 2019 season, the Titans rank near the top of the NFL in total touchdowns scored.

In 2020, the Titans finished with 62 total touchdowns, which ranked second in the NFL and second all-time for the franchise (66 in 1961).

Most total touchdowns from 2019 to 2022:

Team	Total Touchdowns
1. Kansas City Chiefs	198
2. Tampa Bay Buccaneers	193
3. Green Bay Packers	186
4. Baltimore Ravens	186
5. Tennessee Titans	184
6. Seattle Seahawks	182
7. Buffalo Bills	181
8. New Orleans Saints	179
9. Dallas Cowboys	179
10. Minnesota Vikings	177

THIRD-DOWN DEFENSE SINCE 2021

The Titans have fielded one of the NFL's best third-down defenses since the start of the 2021 season.

They concluded 2021 ranked sixth on third down, allowing opponents to convert on 77 of their 210 chances for a rate of 36.7 percent. Over the final month of the 2021 campaign (Weeks 15-18), the Titans ranked third in the NFL by allowing opponents to convert only 28.6 percent on third down (12 of 42). Only the Buffalo Bills (20.8) and Las Vegas Raiders (26.4) fared better in that span.

The Titans again have one of the top third-down defenses in 2022.

Top third-down defenses in 2022:

Team	Opponents Third-Down...		
	Att	Conv	Pct
1. Tennessee Titans	122	34	27.9%
2. New York Giants	107	35	32.7%
3. Green Bay Packers	113	37	32.7%
4. Washington Commanders	116	38	32.8%
5. Indianapolis Colts	131	44	33.6%
6. Baltimore Ravens	104	35	33.7%
7. Denver Broncos	127	44	34.6%
8. Kansas City Chiefs	115	42	36.5%
9. Minnesota Vikings	106	39	36.8%
10. Dallas Cowboys	125	46	36.8%

Top third-down defenses from 2021-2022:

Team	Opponents Third-Down...		
	Att	Conv	Pct
1. Tennessee Titans	332	111	33.4%
2. Buffalo Bills	328	112	34.1%
3. Baltimore Ravens	305	105	34.4%
4. Dallas Cowboys	348	122	35.1%
5. Minnesota Vikings	320	117	36.6%
6. New England Patriots	338	126	37.3%
7. New York Giants	333	125	37.5%
8. New Orleans Saints	373	141	37.8%
9. Indianapolis Colts	341	129	37.8%
10. Tampa Bay Buccaneers	364	140	38.5%

MOST SACKS SINCE 2021

In 2022, the Titans defense ranks among the top units in the NFL in getting to opposing quarterbacks.

Most sacks in 2022:

Team	Sacks
1. Tampa Bay Buccaneers	79
2. San Francisco 49ers	77
Minnesota Vikings	77
4. Dallas Cowboys	76
5. New Orleans Saints	74
6. Tennessee Titans	72
Pittsburgh Steelers	72
8. Buffalo Bills	69
9. Los Angeles Rams	68
New England Patriots	68
Miami Dolphins	68

With 43 sacks in 2021, the Titans tied for ninth place in the NFL and tied for third in the AFC.

Outside linebacker **Harold Landry III** led the team with 12 sacks, followed by defensive linemen **Denico Autry** (nine) and **Jeffery Simmons** (8.5). The trio made the **Titans the only NFL team in 2021 to feature three different players with at least eight sacks**. The Pittsburgh Steelers and Tampa Bay Buccaneers accomplished the feat in 2020.

Most sacks from 2021–2022:

Team	Sacks
1. Tampa Bay Buccaneers	79
2. San Francisco 49ers	77
Minnesota Vikings	77
4. Dallas Cowboys	76
5. New Orleans Saints	74
6. Pittsburgh Steelers	72
Tennessee Titans	72
8. Buffalo Bills	69
9. Los Angeles Rams	68
New England Patriots	68
Miami Dolphins	68

RUSHING DEFENSE SINCE 2021

Since the beginning of the the 2021 season, the Titans have had one of the NFL's stingiest defenses against the run.

In 2021, the Titans placed second in the NFL in rushing defense. Their opponents rushed for an average of 84.6 yards per contest. Only the Baltimore Ravens (84.5) defense allowed fewer yards on the ground.

The Titans allowed only one individual 100-yard rusher in 2021 and did not allow one after Jacksonville's **James Robinson** had 149 rushing yards in Week 5 (Oct. 10).

In the final five weeks of the 2021 season, no team rushed for more than 83 yards against the Titans defense.

Top rushing defenses from 2021 to 2022 (yards per game):

Team	Opp Rush Yards	Per Game
1. Tennessee Titans	2,204	84.8
2. Baltimore Ravens	2,264	87.1
3. San Francisco 49ers	2,504	96.3
4. Los Angeles Rams	2,619	100.7
5. Tampa Bay Buccaneers	2,739	101.4
6. New Orleans Saints	2,894	107.2
7. Washington Commanders	2,794	107.5
8. Cincinnati Bengals	2,811	108.1
9. Indianapolis Colts	2,961	109.7
Buffalo Bills	2,852	109.7



DEFENSE IN THE RED ZONE, 2021–2022

Opponents scored touchdowns on 30 of their 58 drives inside the red zone against the Titans in 2021. The Titans defense finished seventh in the NFL with a rate of 51.7 percent of opponent red-zone drives finishing with touchdowns.

Top red zone defenses (touchdown percentage), 2021–2022:

Team	Opp RZ Drives	Touchdowns	TD Pct.
1. Denver Broncos	63	27	42.9%
2. New Orleans Saints	75	34	45.3%
3. New York Giants	105	50	47.6%
4. Buffalo Bills	72	35	48.6%
5. New England Patriots	75	37	49.3%
6. Pittsburgh Steelers	87	44	50.6%
Los Angeles Rams	79	40	50.6%
8. Tennessee Titans	83	43	51.8%
9. Seattle Seahawks	92	50	54.3%
10. Baltimore Ravens	83	46	55.4%

LEAST PENALIZED TEAMS FROM 2018–2022

Under head coach **Mike Vrabel**, who was named to his current post in 2018, the Titans have been one of the NFL's least penalized teams.

From 2018-20, the Titans were called for the second-fewest total penalties in the NFL—267 total infractions. Only the New England Patriots (249) fared better.

In 2018, the Titans were called for only 82 penalties, leading the NFL and setting a team record for the lowest number in a 16-game season (since 1978, excluding strike-shortened 1982 and 1987 seasons). They received no more than four penalties in nine of their 16 games. The previous franchise record for fewest penalties in a 16-game season was 84 by the 1983 Oilers.

Fewest total penalties from 2018–2022:

Team	Penalties
1. New England Patriots	396
2. Los Angeles Rams	398
3. Cincinnati Bengals	403
4. Indianapolis Colts	420
5. Green Bay Packers	423
6. Minnesota Vikings	428
7. Tennessee Titans	432
8. New York Giants	432
9. Atlanta Falcons	438
10. Carolina Panthers	441



TITANS QUARTERBACKS

No.	Name	Ht	Wt	Exp	College
17	Tannehill, Ryan	6-4	217	11	Texas A&M
7	Willis, Malik	6-1	219	R	Liberty

#17 • QB RYAN TANNEHILL

6-4, 207, 11th Year (4th with Titans), Texas A&M
[Click for complete bio](#)

Quarterback **Ryan Tannehill** is in his 11th NFL season and his fourth campaign with the Titans in 2021.

In his first three seasons in Tennessee, Tannehill built a 30-13 record as a starting quarterback and led the team to the postseason three times, becoming the franchise's first starting quarterback since **Warren Moon** (1987 to 1993) to direct his team to the playoffs in at least three consecutive seasons. After appearing in the AFC championship game as a wild card team in 2019, the Titans won consecutive division titles in 2020 and 2021, a first for the franchise since the Oilers took the first three AFL Eastern Division titles from 1960 to 1962. Tannehill's 30 wins were the most by any starting quarterback in franchise history in the player's first three seasons with the organization, surpassing the 28 by **George Blanda** from 1960 to 1962.

Tannehill started every game from Week 7 of the 2019 campaign through the end of 2021. His 43 consecutive starts in the regular season tied **Steve McNair** (2001-03) for the most in franchise history by a starting quarterback. During that time, Tannehill's 102.3 passer rating ranked sixth in the NFL. Also, Tannehill's 13 total game-winning drives in that span ranked second in the NFL behind only Raiders quarterback **Derek Carr's** 14.

In 2021, he placed third on the franchise's single-season passing charts in attempts (531), completions (357) and completion percentage (67.2), and he ranked fourth with 3,734 passing yards. He became the only quarterback other than Moon (1989-1991) to record multiple seasons with at least 3,500 passing yards with the franchise. Additionally, he rushed for 270 yards, and his seven rushing touchdowns ranked second among NFL signal callers behind **Jalen Hurts' 10**. Tannehill was the first quarterback in franchise annals with at least seven rushing touchdowns in back-to-back seasons.

After receiving a multi-year contract extension during the 2020 offseason, Tannehill responded with 16 starts for the first time since 2015 and produced one of the best seasons of any quarterback in franchise history. A Titans team captain for the first time, his statistics finished in the top five of several of the organization's single-season record lists, including 40 total touchdowns (first), a 106.5 passer rating (second), 3,819 passing yards (third), 33 touchdown passes (tied for second), 65.5 completion percentage (fourth) and 7.9 yards per attempt (tied for fifth). Tannehill became the fourth player in NFL history with a passer rating of at least 106.0 in consecutive seasons, joining **Drew Brees** (2018-20), **Russell Wilson** (2018-19) and **Aaron Rodgers** (2011-12).

Also in 2020, Tannehill and Buffalo's **Josh Allen** became the fourth and fifth quarterbacks in NFL history with at least 3,800 passing yards, 33 passing touchdowns and seven rushing touchdowns in the same season. Only **Cam Newton** (2015), **Daunte Culpepper** (2000) and **Steve Young** (1994) had done so previously.

In 2019, Tannehill set single-season franchise records and led the NFL with a 117.5 passer rating and a passing average of 9.6 yards per attempt. His passer rating was the fourth-highest figure in NFL history among qualifiers. Additionally, he set a club record and placed third in the NFL with a 70.3 completion percentage.

Tannehill was named AFC Offensive Player of the Month for December 2019 and was named to his first career Pro Bowl. He also won the Associated Press Comeback Player of the Year Award.

Originally a first-round selection (eighth overall) by the Miami Dolphins in the 2012 NFL Draft, Tannehill was acquired by the Titans in a trade with

the Dolphins on March 15, 2019. The Titans sent a 2019 seventh-round pick and a 2020 fourth-round selection to Miami in exchange for Tannehill and a 2019 sixth-rounder.

Over his seven seasons in Miami, he started 88 games, threw for 20,434 yards and 123 touchdowns, and rushed for 1,210 yards and six scores. When he left Miami, he ranked second in franchise history behind **Chad Pennington** in both career completion percentage (62.8) and career passer rating (87.0). He authored 13 game-winning drives for the Dolphins.

From 2012 through 2015, Tannehill's passing yardage total—15,460 yards—was the third highest mark in NFL history for a player's first four seasons, behind only **Peyton Manning** and **Dan Marino**. Tannehill's two 4,000-yard passing seasons (2015 and 2014) were the only ones recorded by a Dolphins quarterback other than Marino (six times). The Dolphins reached the playoffs in 2016, breaking an eight-year postseason drought.

A native of Big Spring, Texas, Tannehill attended Texas A&M, where he earned honorable mention All-America honors as a senior. He played both quarterback and wide receiver, passing for 5,450 yards and 42 touchdowns and adding 112 receptions for 1,596 yards and 10 scores.

2022 Game Notes:

➤ **Against New York Giants (9/11)**, completed 20 of 33 passes for 266 yards and two touchdowns for a 106.4 passer rating. His seven-yard touchdown pass to running back Dontrell Hilliard in the first quarter was the 200th touchdown pass of his career, making him the 47th player in NFL history to reach the plateau. He added a 23-yard touchdown pass to Hilliard in the third quarter. By starting his 44th consecutive game with the club, he passed Steve McNair (43 from 2001-03) for the most consecutive starts in Titans/Oilers history by a quarterback. He extended his career-best streak to 16 consecutive games with at least one passing or rushing touchdown. With his 77th and 78th touchdown passes in a Titans uniform, he took possession of fifth place on the franchise's passing touchdowns list, passing Marcus Mariota (76). Logged his 26th game for the Titans (48th career) with a passer rating of at least 100.0.

➤ **At Buffalo (9/19)**, completed 11 of 20 passes for 117 yards with two interceptions.

➤ **Against Las Vegas (9/25)**, completed 19 of 27 passes for 264 yards with one touchdown and one interception (98.4 passer rating). He completed a two-yard touchdown pass to tight end Geoff Swaim in the first quarter and scored his first touchdown on the season on a one-yard rushing attempt in the second quarter. It was his 15th NFL game and his 13th game with the Titans in which he passed for at least one touchdown and rushed for at least one touchdown.

➤ **At Indianapolis (10/2)**, completed 17 of 21 passes for 137 yards with two touchdowns and no interceptions for a 125.6 passer rating. It marked the 14th time in his career he posted a passer rating of at least 125.0 (minimum of 20 attempts). His 81.0 completion percentage was the best of his career in any game with at least 20 attempts, topping his previous high of 79.3 percent (23 of 29) on Oct. 20, 2019 against the Chargers, and it ranked eighth in franchise history for a single game (minimum 20 attempts). He completed a seven-yard touchdown pass to Robert Woods in the first quarter and an eight-yard touchdown pass to Chig Okonkwo in the second quarter.

➤ **At Washington (10/9)**, completed 15 of 25 passes for 181 yards with one touchdown and no interceptions. In the first quarter, he tossed a 13-yard touchdown pass to Dontrell Hilliard. In the third quarter, he completed a 61-yard pass to Nick Westbrook-Ikhine in the third quarter for his longest completion since a 75-yard touchdown pass against Detroit on Dec. 20, 2020. He played in his 50th game as a member of the Titans. Among franchise quarterbacks in their first 50 games for the team (minimum of 50 games), Tannehill had the most passing yards (11,260) and the highest



passer rating (101.3). His 82 touchdown passes with the Titans rank second among Titans/Oilers quarterbacks in their first 50 games with the club behind only the 102 by George Blanda.

➤ **Against Indianapolis (10/23)**, completed 13 of 20 passes for 132 yards (83.8 passer rating). He added four rushing attempts for six yards, including an eight-yard run to convert a third-and-one.

➤ **At Houston (10/30)**, ended his streak of 49 consecutive starts when he was deactivated for the contest with an ankle injury. It was the longest consecutive starting streak by a quarterback in franchise history.

➤ **At Kansas City (11/6)**, he was inactive with an ankle injury.

➤ **Against Denver (11/13)**, completed 19 of 36 passes for 255 yards with two touchdowns and no interceptions (94.1 passer rating). He added two carries for 12 yards, including an 11-yard scramble to help set up a touchdown in the second quarter. He returned to the lineup after missing

two contests due to injury and became the sixth quarterback to register 50 regular-season starts with the organization, joining George Blanda, Dan Pastorini, Warren Moon, Steve McNair and Marcus Mariota. With the victory, he set the record for the most wins by a Titans/Oilers starting quarterback in the first four seasons of a player's career with the organization (35 wins in the regular season and 37 including playoffs), surpassing George Blanda (34 regular season, 36 total). Tannehill completed both touchdown passes to Nick Westbrook-Ikhine, connecting on a nine-yard score in the second quarter and a 63-yarder on a flea-flicker in the third quarter. It was his longest completion since a 75-yard touchdown pass against Detroit on Dec. 20, 2020. He recorded his fourth consecutive start with no interceptions, which tied for the longest streak of his career in a single season (three times, last in 2016).

Tannehill's 2022 Game-by-Game Statistics:

Date/Opp	W-L	G/S	Passing													Rushing				
			Att	Cmp	Pct	Yds	Yd/Att	TD	TD%	Int	Int%	Lg	Sack	Lost	Rate	Att	Yds	Avg	Lg	TD
9/11 vs. NYG	L	QB	33	20	60.6	266	8.06	2	6.1	0	0.0	31	1	0	106.4	2	7	3.5	9	0
9/19 at Buf	L	QB	20	11	55.0	117	5.85	0	0.0	2	10.0	19	2	16	32.7	1	2	2.0	2	0
9/25 vs. LV	W	QB	27	19	70.4	264	9.78	1	3.7	1	3.7	41	1	12	98.4	4	2	0.5	3	1
10/2 at Ind	W	QB	21	17	81.0	137	6.52	2	9.5	0	0.0	23	3	21	125.6	5	9	1.8	9	0
10/9 at Was	W	QB	25	15	60.0	181	7.24	1	4.0	0	0.0	61	5	45	95.6	3	3	1.0	2	0
10/23 vs. Ind	W	QB	20	13	65.0	132	6.60	0	0.0	0	0.0	27	2	16	83.8	4	6	1.5	8	0
10/30 at Hou	W																			
11/6 at KC	L																			
11/13 vs. Den	W	QB	36	19	52.8	255	7.08	2	5.6	0	0.0	63t	1	11	94.1	2	12	6.0	11	0
11/17 at GB																				
11/27 vs. Cin																				
12/4 at Phi																				
12/11 vs. Jax																				
12/18 at LAC																				
12/24 vs. Hou																				
12/29 vs. Dal																				
1/7-1/8 at Jax																				

Tannehill's Career Regular Season Statistics (2012-18 with Miami):

Year	G	S	Passing													Rushing				
			Att	Cmp	Pct	Yds	Yd/Att	TD	TD%	Int	Int%	Lg	Sack	Lost	Rate	Att	Yds	Avg	Lg	TD
2012	16	16	484	282	58.3	3,294	6.8	12	2.5	13	2.7	80	35	234	76.1	49	211	4.3	31	2
2013	16	16	588	355	60.4	3,913	6.7	24	4.1	17	2.9	67	58	399	81.7	40	238	6.0	48	1
2014	16	16	590	392	66.4	4,045	6.9	27	4.6	12	2.0	50	46	337	92.8	56	311	5.6	40	1
2015	16	16	586	363	61.9	4,208	7.2	24	4.1	12	2.0	54	45	420	88.7	32	141	4.4	28	1
2016	13	13	389	261	67.1	2,995	7.7	19	4.9	12	3.1	74	29	216	93.5	39	164	4.2	18	1
2017	0	0																		
2018	11	11	274	176	64.2	1,979	7.2	17	6.2	9	3.3	75	35	279	92.7	32	145	4.5	20	0
2019	12	10	286	201	70.3	2,742	9.6	22	7.7	6	2.1	91	31	212	117.5	43	185	4.3	25	4
2020	16	16	481	315	65.5	3,819	7.9	33	6.9	7	1.5	75	24	173	106.5	43	266	6.2	45	7
2021	17	17	531	357	67.2	3,734	7.0	21	4.0	14	2.6	57t	47	327	89.6	55	270	4.9	28	7
2022	7	7	182	114	62.6	1,352	7.4	8	4.4	3	1.6	63t	15	121	93.0	21	41	2.0	11	1
Totals	140	138	4,391	2,816	64.1	32,081	7.3	207	4.7	105	2.4	91t	365	2,718	91.7	410	1,972	4.8	48	25

Tannehill's Career Postseason Statistics:

Year	G	S	Passing													Rushing				
			Att	Cmp	Pct	Yds	Yd/Att	TD	TD%	Int	Int%	Lg	Sack	Lost	Rate	Att	Yds	Avg	Lg	TD
2016	0	0	0	0	-	0	-	0	-	0	-	-	0	0	-	0	0	-	-	0
2019	3	3	60	36	60.0	369	6.2	5	8.3	1	1.7	45	5	40	98.5	13	35	2.7	9	1
2020	1	1	26	18	69.2	165	6.3	1	3.8	1	3.8	35	1	7	83.0	2	6	3.0	4	0
2021	1	1	24	15	62.5	220	9.2	1	4.2	3	12.5	41	1	7	66.7	3	12	4.0	8	0
Totals	5	5	110	69	62.7	754	6.9	7	6.4	5	4.5	45t	7	54	85.2	18	53	2.9	9	1

Tannehill's Regular Season Single-Game Highs:

Attempts - 58 at N.Y. Jets (11/29/15)
Completions - 35 (Twice, last vs. Houston, 11/21/21)
Passing Yards - 431 at Arizona (9/30/12)
Touchdown Passes - 4 (Five times, last at Houston, 1/9/22)
Long Completion - 91t at Oakland (12/8/19)
Completion Percentage - 81.0 at Indianapolis (10/2/22)
Passer Rating - 155.3 vs. Oakland (9/23/18)
Rushing Attempts - 8 (Twice, last at N.Y. Jets, 9/16/18)
Rushing Yards - 56 (Twice, last vs. Indianapolis, 9/26/21)
Long Rush - 48 at Pittsburgh (12/8/13)
Rushing Touchdowns - 2 (Three times, last at Houston, 1/3/21)

Tannehill's Playoff Single-Game Highs:

Attempts - 31 at Kansas City (1/19/20)
Completions - 21 at Kansas City (1/19/20)
Passing Yards - 220 vs. Cincinnati (1/22/22)
Touchdown Passes - 2 (Twice, last at Kansas City, 1/19/20)
Long Completion - 45t at Baltimore (1/11/20)
Completion Percentage - 69.2 vs. Baltimore (1/10/21)
Passer Rating - 108.1 at Kansas City (1/19/20)
Rushing Attempts - 6 at Baltimore (1/11/20)
Rushing Yards - 13 at Baltimore (1/11/20)
Long Rush - 9 at Baltimore (1/11/20)
Rushing Touchdowns - 1 at Baltimore (1/11/20)

QB WINS, FIRST THREE SEASONS

In leading the Titans to a 12-5 record during the 2021 regular season, Titans quarterback **Ryan Tannehill** improved to 30-13 as a starter since he was traded from the Dolphins to the Titans in 2019. He started every game from Week 7 of his initial season in Tennessee through the 2021 finale.

Tannehill is off to one of the best beginnings to any quarterback's tenure in franchise history. He has more regular season wins—30—than any other starting signal caller in franchise history over the player's first three years with the club, surpassing **George Blanda**, who won 28 regular season starts for the Oilers from 1960 to 1962.

Tannehill moved past **Marcus Mariota** (29 wins) and into a tie with **Vince Young** (30) for fifth place on the team's all-time wins list for starting quarterbacks. He trails only **Steve McNair** (76), **Warren Moon** (70), **Dan Pastorini** (53) and Blanda (44).

Most wins by a starting quarterback in his first three regular seasons with the Titans/Oilers franchise:

Quarterback	Years 1-3	Wins in ...			Total	
		Year 1	Year 2	Year 3		
1. Ryan Tannehill	2019-2021	7	11	12	30	
2. George Blanda	1960-1962	8	9	11	28	
3. Marcus Mariota	2015-2017	3	8	9	20	
4. Vince Young	2006-2008	8	9	1	18	
5. Kenny Stabler	1980-1981	11	5	-	16	
	Pete Beathard	1967-1969	7	3	6	16
7. Kerry Collins	2006-2008	0	1	12	13	
8. Steve McNair	1995-1997	2	2	8	12	
	Warren Moon	1984-1986	3	4	5	12
10. Matt Hasselbeck	2011-2012	9	2	-	11	
	Chris Chandler	1995-1996	5	6	-	11

A NEW START

Since **Ryan Tannehill's** first start with the Titans, which took place Oct. 20, 2019 against the Los Angeles Chargers, he has been one of the NFL's passing leaders in several categories. He is in the NFL's top 10 in passer rating in that time period.

Highest passer rating since Ryan Tannehill became the Titans starter in Week 7 of 2019 (minimum 14 attempts per team game):

Player	Att	Cmp	Pct	Yds	TD	Int	Rating
1. Drew Brees	720	521	72.4%	5,513	49	8	112.3
2. Aaron Rodgers	1,744	1,173	67.3%	13,141	120	18	108.2
3. Deshaun Watson	838	575	68.6%	7,031	47	16	105.0
4. Patrick Mahomes	1,866	1,243	66.6%	14,442	112	30	103.2
5. Ryan Tannehill	1,464	974	66.5%	11,503	84	29	101.1
6. Kirk Cousins	1,720	1,147	66.7%	13,071	99	31	101.0
7. Joe Burrow	1,257	863	68.7%	9,834	65	25	100.8
8. Jimmy Garoppolo	1,149	781	68.0%	9,652	58	29	100.0
9. Dak Prescott	1,330	883	66.4%	10,179	71	23	99.9
10. Lamar Jackson	1,221	786	64.4%	9,027	83	29	99.3

QB WINNING PERCENTAGE SINCE 2019

Since the time he took over as the starting quarterback for the Titans in Week 7 of the 2019 season, **Ryan Tannehill** built one of the NFL's best records. From 2019 through 2021, his .698 winning percentage ranked fifth in the NFL among all signal callers with at least 25 starts during that time.

Highest winning percentage by starting quarterbacks from 2019 to 2022 (minimum 25 starts):

Quarterback	Starts	W	L	T	Win Pct.	
1. Patrick Mahomes	55	44	11	0	.800	
2. Aaron Rodgers	58	43	15	0	.741	
3. Lamar Jackson	51	37	14	0	.725	
4. Ryan Tannehill	50	35	15	0	.700	
5. Tom Brady	59	41	18	0	.695	
6. Josh Allen	58	40	18	0	.690	
	Tua Tagovailoa	29	20	9	0	.690
8. Jimmy Garoppolo	44	29	15	0	.659	
9. Ben Roethlisberger	33	21	12	0	.636	
10. Jalen Hurts	27	17	10	0	.630	

RYAN TANNEHILL'S STARTING RECORD WHEN ...

Record When Tannehill	Regular Season			Playoff Career
	2022	2019-22	Career	
Starts at quarterback	5-2	35-15	77-61	2-3
Starts vs. division opponents	2-0	15-3	28-22	0-0
Passes for 300 or more yards	0-0	5-3	11-13	0-0
Completes 1 or more TD passes	4-1	30-13	67-44	2-3
Completes 2 or more TD passes	2-1	21-6	48-18	1-1
Completes 3 or more TD passes	0-0	9-2	20-5	0-0
Starts and passes for no INTs	4-1	24-5	49-20	1-1
Completes 70.0% of his passes	2-0	18-1	37-6	0-0
Has a passer rating of 80.0+	5-1	32-9	69-29	1-1
Has a passer rating of 90.0+	4-1	30-6	62-14	1-1
Has a passer rating of 100.0+	1-1	23-4	41-8	1-1
Sacked 0 times	0-0	4-0	7-3	0-0
Rushes for 1 or more TDs	1-0	11-5	13-9	1-0
Rushes for 2 or more TDs	0-0	3-0	3-0	0-0
Rushes and Passes for 1 TD	1-0	9-4	10-5	1-0

RUSHING EFFICIENCY AMONG QBs

Titans quarterback **Ryan Tannehill's** ability to rush efficiently has reaped benefits since he arrived in Tennessee. From 2019 through 2021, he had 69 first downs on 106 total non-kneel-down rushing attempts, and in that time period, his 65.1 percent conversion rate was the best in the league among signal callers with 50 such attempts.

Tannehill also ranked third in the NFL from 2019 through 2021 with 18 rushing touchdowns. Only **Josh Allen** (23) and **Kyler Murray** (20) had more.

Highest percentage of rushing attempts for first downs by quarterbacks from 2019 to 2022 (kneel-downs excluded; minimum 50 non-kneel-down attempts):

Quarterback	Rush Att	Yards	TD	First Down	First Down Pct.
1. Ryan Tannehill	119	804	19	75	63.0%
2. Tom Brady	46	156	8	28	60.9%
3. Jacoby Brissett	110	516	10	61	55.5%
4. Jimmy Garoppolo	78	198	6	40	51.3%
5. Josh Allen	347	2227	27	169	48.7%
6. Kirk Cousins	81	428	5	39	48.1%
7. Justin Herbert	113	640	8	54	47.8%
8. Jameis Winston	74	457	2	35	47.3%
9. Patrick Mahomes	160	1170	7	75	46.9%
10. Teddy Bridgewater	86	463	7	40	46.5%

Most rushing touchdowns by quarterback from 2019 to 2022:

Quarterback	Rush TD
1. Josh Allen	27
2. Kyler Murray	22
3. Ryan Tannehill	19
Jalen Hurts	19
5. Lamar Jackson	18
6. Cam Newton	17
7. Jacoby Brissett	10
Deshaun Watson	10
9. Sam Darnold	9
Joe Burrow	9

2020 NFL PASSING LEADERS

Ryan Tannehill finished among the 2020 NFL passing leaders in several categories.

Highest passer rating in 2020 (qualifiers only):

Player	Team	Passer Rating
1. Aaron Rodgers	Green Bay Packers	121.5
2. Deshaun Watson	Houston Texans	112.4
3. Patrick Mahomes	Kansas City Chiefs	108.2
4. Josh Allen	Buffalo Bills	107.2
5. Ryan Tannehill	Tennessee Titans	106.5
6. Drew Brees	New Orleans Saints	106.4
7. Russell Wilson	Seattle Seahawks	105.1
8. Kirk Cousins	Minnesota Vikings	105.0
9. Tom Brady	Tampa Bay Buccaneers	102.2
10. Derek Carr	Las Vegas Raiders	101.4

Most touchdown passes in 2020:

Player	Team	TD Passes
1. Aaron Rodgers	Green Bay Packers	48
2. Russell Wilson	Seattle Seahawks	40
Tom Brady	Tampa Bay Buccaneers	40
4. Patrick Mahomes	Kansas City Chiefs	38
5. Josh Allen	Buffalo Bills	37
6. Kirk Cousins	Minnesota Vikings	35
7. Ryan Tannehill	Tennessee Titans	33
Deshaun Watson	Houston Texans	33
Ben Roethlisberger	Pittsburgh Steelers	33
10. Justin Herbert	Los Angeles Chargers	31

Highest passing average in 2020 (yards per attempt):

Player	Team	Yards/Att
1. Deshaun Watson	Houston Texans	8.9
2. Kirk Cousins	Minnesota Vikings	8.3
3. Aaron Rodgers	Green Bay Packers	8.2
4. Patrick Mahomes	Kansas City Chiefs	8.1
5. Josh Allen	Buffalo Bills	7.9
Ryan Tannehill	Tennessee Titans	7.9
Derek Carr	Las Vegas Raiders	7.9
8. Ryan Fitzpatrick	Miami Dolphins	7.8
9. Matthew Stafford	Detroit Lions	7.7
Philip Rivers	Indianapolis Colts	7.7

Highest touchdown-to-interception ratio in 2020:

Player	Team	TDs per INT
1. Aaron Rodgers	Green Bay Packers	9.60
2. Patrick Mahomes	Kansas City Chiefs	6.33
3. Ryan Tannehill	Tennessee Titans	4.71
Deshaun Watson	Houston Texans	4.71
5. Drew Brees	New Orleans Saints	4.00
6. Josh Allen	Buffalo Bills	3.70
7. Tom Brady	Tampa Bay Buccaneers	3.33
8. Ben Roethlisberger	Pittsburgh Steelers	3.30
9. Baker Mayfield	Cleveland Browns	3.25
10. Gardner Minshew	Jacksonville Jaguars	3.20



SINGLE-SEASON FRANCHISE RECORDS

Ryan Tannehill has enjoyed one of the finest three-year statistical runs of any quarterback in Titans/Oilers franchise history. His performances have ranked among the franchise greats in several passing categories, including his 3,734 passing yards in 2021 (fourth in franchise history) and 67.2 completion percentage (third).

In 2019, Tannehill's passer rating of 117.5 ranked first in the NFL and was one of three major single-season passing records he set for the franchise. He also established new benchmarks for completion percentage (70.3) and passing average (9.6).

Single-season passing yardage leaders, franchise history:

Player	Season	Pass Yards
1. Warren Moon	1991	4,690
2. Warren Moon	1990	4,689
3. Ryan Tannehill	2020	3,819
4. Ryan Tannehill	2021	3,734
5. Warren Moon	1989	3,631

Single-season touchdown pass leaders, franchise history:

Player	Season	TD Passes
1. George Blanda	1961	36
2. Ryan Tannehill	2020	33
Warren Moon	1990	33
4. George Blanda	1962	27
5. Marcus Mariota	2016	26

Single-season passer rating leaders, franchise history:

Player	Season	Rating
1. Ryan Tannehill	2019	117.5
2. Ryan Tannehill	2020	106.5
3. Steve McNair	2003	100.4
4. Warren Moon	1990	96.8
5. Marcus Mariota	2016	95.6

Single-season completion percentage leaders, franchise history:

Player	Season	Comp Pct
1. Ryan Tannehill	2019	70.3
2. Marcus Mariota	2018	68.9
3. Ryan Tannehill	2021	67.2
4. Cody Carlson	1992	65.6
5. Ryan Tannehill	2020	65.5

Single-season passing average leaders (yards per attempt), franchise history:

Player	Season	Yards/Att
1. Ryan Tannehill	2019	9.6
2. George Blanda	1961	9.2
3. Steve McNair	2003	8.0
Warren Moon	1990	8.0
5. Ryan Tannehill	2020	7.9
Warren Moon	1988	7.9

Single-season combined passing and rushing touchdown leaders, franchise history:

Player	Season	Pass + Rush TD
1. Ryan Tannehill	2020	40
2. George Blanda	1961	36
3. Warren Moon	1990	35
4. Ryan Tannehill	2021	28
Steve McNair	2003	28
Marcus Mariota	2016	28
George Blanda	1960	28

TANNEHILL'S CAREER 300-YARD PASSING GAMES

Date	Opp	W/L	Att	Cmp	Pct	Yds	TD	Int	Rtg
9/30/12	at Arizona	L	41	26	63.4	431	1	2	86.5
12/21/14	Minnesota	W	47	35	74.5	396	4	1	118.7
12/8/19	at Oakland	W	27	21	77.8	391	3	1	140.4
12/6/20	Cleveland	L	45	29	64.4	389	3	1	104.8
9/18/16	at New England	L	45	32	71.1	387	2	2	93.5
10/18/20	Houston	W	41	30	73.2	366	4	1	122.6
9/20/15	at Jacksonville	L	44	30	68.2	359	2	0	108.0
11/29/15	at N.Y. Jets	L	58	33	56.9	351	3	1	84.8
1/3/16	New England	W	38	25	65.8	350	2	0	112.8
9/19/21	at Seattle	W	40	27	67.5	347	0	0	94.5
12/14/14	at New England	L	47	29	61.7	346	1	2	73.5
11/3/19	at Carolina	L	39	27	69.2	331	1	2	82.3
12/1/13	at N.Y. Jets	W	43	28	65.1	331	2	1	94.2
12/27/15	Indianapolis	L	38	26	68.4	329	0	1	84.2
11/21/21	Houston	L	52	35	67.3	323	1	4	58.4
9/27/20	at Minnesota	W	37	23	62.2	321	0	1	78.8
9/25/16	Cleveland	W	39	25	64.1	319	3	2	93.9
9/15/13	at Indianapolis	W	34	23	67.6	319	1	0	107.4
10/20/19	L.A. Chargers	W	29	23	79.3	312	2	1	120.1
12/15/13	New England	W	37	25	67.6	312	3	0	120.6
11/24/13	Carolina	L	42	28	66.7	310	1	1	86.4
11/8/15	at Buffalo	L	35	26	74.3	307	0	0	100.5
10/6/13	Baltimore	L	40	21	52.5	307	1	0	86.1
10/29/15	at New England	L	44	28	63.6	300	0	2	64.6

TEAM SINGLE-GAME PASSER RATING

On Dec. 20, 2020, **Ryan Tannehill** recorded a 145.8 passer rating against the Detroit Lions. It qualified as the seventh best single-game passer rating in franchise history (minimum 20 attempts) and was Tannehill's second-highest passer rating in a qualifying game (155.3 vs. Oakland on Sept. 23, 2018).

On Sept. 20, 2020, Tannehill posted a 145.7 passer rating against the Jacksonville Jaguars that at the time ranked seventh in team history.

Highest single-game passer ratings in franchise history (min. 20 attempts):

Player	Opp	Date	Att	Cmp	Yds	TD	Int	Rtg
1. Chris Chandler	at Cin	9/24/95	26	23	352	4	0	158.3
2. Marcus Mariota	GB	11/13/16	26	19	295	4	0	149.8
3. Marcus Mariota	Jax	10/27/16	22	18	270	2	0	148.1
4. Marcus Mariota	at Hou	11/26/18	23	22	303	2	0	147.7
5. Steve McNair	Hou	10/12/03	27	18	421	3	0	146.8
6. Warren Moon	at Cle	11/18/90	32	24	322	5	0	146.1
7. Ryan Tannehill	Det	12/20/20	27	21	273	3	0	145.8
8. Ryan Tannehill	Jax	9/20/20	24	18	239	4	0	145.7
9. Warren Moon	Buf	11/26/90	22	16	300	2	0	145.1
10. Chris Chandler	Den	11/26/95	26	18	280	3	0	143.1



LEADING VETERAN QBS ON NEW TEAMS

In 2019, **Ryan Tannehill** set a new standard for veteran quarterbacks in their first year with a new team. Tannehill, who was acquired in a trade after seven years with the Miami Dolphins, had a passer rating of 117.5. No quarterback has ever finished with a passer rating that high in his first season with a new team after playing at least one year with another team.

Brett Favre held the distinction until 2019. In 2009, Favre's 107.2 passer rating with the Minnesota Vikings became the best figure in league annals by a veteran in his first campaign with a new club.

Highest passer rating in a veteran's first season with a new team (through 2019):

Player	Season	New Team	Former Team	Rating
1. Ryan Tannehill	2019	Tennessee	Miami	117.5
2. Brett Favre	2009	Minnesota	N.Y. Jets	107.2
3. Peyton Manning	2012	Denver	Indianapolis	105.8
4. Vinny Testaverde	1998	N.Y. Jets	Baltimore	101.6
5. Kirk Cousins	2018	Minnesota	Washington	99.7
6. Tyrod Taylor	2015	Buffalo	Baltimore	99.4
7. Sam Bradford	2016	Minnesota	Philadelphia	99.3
8. Len Dawson	1962	Dallas Texans	Cleveland	98.3
Case Keenum	2017	Minnesota	L.A. Rams	98.3
10. Brian Griese	2004	Tampa Bay	Miami	97.5

SINGLE-SEASON NFL LEADERS

Ryan Tannehill established the fourth-highest single-season passer rating in NFL history in 2019. His 117.5 passer rating is surpassed in league annals by only **Aaron Rodgers'** 122.5 passer rating in 2011, **Peyton Manning's** 121.1 in 2004 and **Nick Foles'** 119.2 in 2013.

Meanwhile, his 9.6-yard passing average tied for eighth in NFL annals.

NFL all-time single-season passer rating leaders (through 2019):

Player	Team	Season	Rating
1. Aaron Rodgers	Green Bay Packers	2011	122.5
2. Peyton Manning	Indianapolis Colts	2004	121.1
3. Nick Foles	Philadelphia Eagles	2013	119.2
4. Ryan Tannehill	Tennessee Titans	2019	117.5
5. Tom Brady	New England Patriots	2007	117.2
6. Matt Ryan	Atlanta Falcons	2016	117.1
7. Drew Brees	New Orleans Saints	2019	116.3
8. Drew Brees	New Orleans Saints	2018	115.7
9. Peyton Manning	Denver Broncos	2013	115.1
10. Patrick Mahomes	Kansas City Chiefs	2018	113.8

NFL all-time single-season passing average leaders (through 2019):

Player	Team	Season	Yds/Att
1. Sid Luckman	Chicago Bears	1943	10.9
2. Otto Graham	Cleveland Browns	1953	10.6
3. Otto Graham	Cleveland Browns	1947	10.2
4. Norm Van Brocklin	Los Angeles Rams	1954	10.1
5. Ed Brown	Chicago Bears	1956	9.9
Kurt Warner	St. Louis Rams	2000	9.9
7. Otto Graham	Cleveland Browns	1949	9.8
8. Chris Chandler	Atlanta Falcons	1998	9.6
Ryan Fitzpatrick	Tampa Bay Buccaneers	2018	9.6
Ryan Tannehill	Tennessee Titans	2019	9.6

2019 NFL PASSING LEADERS

Ryan Tannehill led the NFL in 2019 with a 117.5 passer rating and a 9.6-yard passing average. He also placed third in completion percentage (70.3) and second in touchdown percentage (7.7).

Tannehill became the organization's only quarterback other than **Steve McNair** in 2003 to lead the NFL in passer rating. New Orleans' **Drew Brees** finished in second place behind Tannehill with a 116.3 passer rating.

Highest passer rating in 2019 (qualifiers only):

Player	Team	Passer Rating
1. Ryan Tannehill	Tennessee Titans	117.5
2. Drew Brees	New Orleans Saints	116.3
3. Lamar Jackson	Baltimore Ravens	113.3
4. Kirk Cousins	Minnesota Vikings	107.4
5. Russell Wilson	Seattle Seahawks	106.3
6. Matthew Stafford	Detroit Lions	106.0
7. Patrick Mahomes	Kansas City Chiefs	105.3
8. Jimmy Garoppolo	San Francisco 49ers	102.0
9. Derek Carr	Oakland Raiders	100.8
10. Dak Prescott	Dallas Cowboys	99.7

Highest completion percentage in 2019 (qualifiers only):

Player	Team	Comp. Pct.
1. Drew Brees	New Orleans Saints	74.3
2. Derek Carr	Oakland Raiders	70.4
3. Ryan Tannehill	Tennessee Titans	70.3
4. Kirk Cousins	Minnesota Vikings	69.1
Jimmy Garoppolo	San Francisco 49ers	69.1
6. Deshaun Watson	Houston Texans	67.3
7. Matt Ryan	Atlanta Falcons	66.2
8. Russell Wilson	Seattle Seahawks	66.1
Lamar Jackson	Baltimore Ravens	66.1
10. Philip Rivers	Los Angeles Chargers	66.0

Highest passing average in 2019 (yards per attempt; qualifiers only):

Player	Team	Yards/Att.
1. Ryan Tannehill	Tennessee Titans	9.6
2. Matthew Stafford	Detroit Lions	8.6
3. Jimmy Garoppolo	San Francisco 49ers	8.4
4. Patrick Mahomes	Kansas City Chiefs	8.3
5. Dak Prescott	Dallas Cowboys	8.2
Jameis Winston	Tampa Bay Buccaneers	8.2
7. Kirk Cousins	Minnesota Vikings	8.1
8. Russell Wilson	Seattle Seahawks	8.0
9. Derek Carr	Oakland Raiders	7.9
Drew Brees	New Orleans Saints	7.9

Highest touchdown percentage in 2019 (qualifiers only):

Player	Team	TD Pct.
1. Lamar Jackson	Baltimore Ravens	9.0
2. Ryan Tannehill	Tennessee Titans	7.7
3. Drew Brees	New Orleans Saints	7.1
4. Matthew Stafford	Detroit Lions	6.5
5. Russell Wilson	Seattle Seahawks	6.0
6. Kirk Cousins	Minnesota Vikings	5.9
7. Jimmy Garoppolo	San Francisco 49ers	5.7
8. Patrick Mahomes	Kansas City Chiefs	5.4
9. Jameis Winston	Tampa Bay Buccaneers	5.3
Deshaun Watson	Houston Texans	5.3

GAMES WITH A 130 PASSER RATING

During the 2019 campaign, **Ryan Tannehill** produced a streak of four consecutive games with a passer rating greater than 130. The run included a 133.9 passer rating against the Kansas City Chiefs (Nov. 10), a 155.8 against the Jacksonville Jaguars (Nov. 24), a 131.2 at the Indianapolis Colts (Dec. 1) and a 140.4 at the Oakland Raiders (Dec. 8).

In franchise history, no quarterback prior to Tannehill had ever produced four consecutive starts with a passer rating of 130 or better (minimum 10 attempts per game). **Marcus Mariota** (2016) was the most recent of six Titans/Oilers signal callers to do so for three games before Tannehill.

Most consecutive games in a single season with a 130 passer rating, franchise history (minimum 10 attempts each game):

Player	Dates	Games
1. Ryan Tannehill	Nov. 10–Dec. 8, 2019	4
2. Marcus Mariota	Nov. 13–Nov. 27, 2016	3
Ryan Fitzpatrick	Nov. 10–Nov. 24, 2013	3
Steve McNair	Dec. 2–Dec. 16, 2001	3
Warren Moon	Oct. 22–Nov. 5, 1989	3
Dan Pastorini	Nov. 11–Nov. 22, 1979	3
George Blanda	Dec. 3–Dec. 17, 1961	3

Tannehill joined **Russell Wilson** (2015) and **John Hadl** (1973) as the only players in NFL history to register four consecutive games with a minimum of 10 pass attempts and a passer rating of at least 130.

Most consecutive games in a single season with a 130 passer rating, NFL history (through 2019; minimum 10 attempts each game):

Player	Team	Dates	Games
1. Ryan Tannehill	Tennessee	Nov. 10–Dec. 8, 2019	4
Russell Wilson	Seattle	Nov. 22–Dec. 13, 2015	4
John Hadl	L.A. Rams	Sept. 16–Oct. 7, 1973	4
4. (several tied)			3

Tannehill registered a total of six single-game passer ratings of 130 or greater in only 10 starts during the 2019 regular season. He tied Wilson with the most such performances in 2019 and also tied for the most by any NFL starting quarterback in any season since 1960. Green Bay's **Aaron Rodgers** (2011) and Dallas' **Tony Romo** (2014) are the only other quarterbacks to accomplish the feat.

In franchise history, former Oilers quarterback **Chris Chandler** previously had the most season games with a 130-plus passer rating, with four in 1995.

Most starts by a quarterback with a passer rating of 130.0 or greater, 1960–2019:

Player	Season	Team	Games
1. Ryan Tannehill	2019	Tennessee Titans	6
Russell Wilson	2019	Seattle Seahawks	6
Tony Romo	2014	Dallas Cowboys	6
Aaron Rodgers	2011	Green Bay Packers	6
5. (seven tied)			5

MOST TD PASSES IN A POSTSEASON

During the 2019 playoffs, **Ryan Tannehill** completed at least one touchdown pass in all three of the team's games and totaled five touchdown passes. Tannehill tied **Warren Moon's** 1991 franchise record for the most touchdown passes in a single postseason.

Most touchdown passes in a single postseason, franchise history:

Player	Season	TD Passes
1. Ryan Tannehill	2019	5
Warren Moon	1991	5
3. Marcus Mariota	2017	4
Warren Moon	1992	4
Dan Pastorini	1978	4
6. Steve McNair	2002	3
George Blanda	1960	3

RYAN TANNEHILL'S GAME-WINNING DRIVES

In his NFL career, quarterback **Ryan Tannehill** has led 26 game-winning drives in the fourth quarter or overtime, including the regular season and postseason. That includes 13 total games with the Titans from 2019 to 2021.

Per the Elias Sports Bureau, a game-winning drive is defined as when a quarterback's team scores on an offensive possession to put the team ahead (whether tied or from behind) for good in the fourth quarter or overtime.

Ryan Tannehill's game-winning drives:

Date/Opp.	Largest 4th Qtr Deficit/Tie	Score, Start of Drive	Drive Start	Tannehill's Drive Stats (Att-Cmp-Yds, TD, Rushing)	Drive Totals	Drive End	Game-Winning Scoring Play	Final Score
Dolphins Career:								
11/25/12 at Sea	14-21	21-21	1:32	4-3-51, 0 TD, 1 rush for 15 yds	7-65-1:32	0:00	D. Carpenter 43-yard FG	24-21
9/22/13 vs. Atl	20-23	20-23	4:46	12-9-69, 1 TD, 0 rushes	13-75-4:08	0:38	Tannehill 1-yard pass to D. Sims	27-23
12/8/13 at Pit	24-28	24-28	4:31	3-3-25, 1 TD, 0 rushes	4-80-1:38	2:53	Tannehill 12-yard pass to C. Clay	34-28
12/15/13 vs. NE	17-20	17-20	4:07	8-6-66, 1 TD, 0 rushes	9-60-2:52	1:15	Tannehill 14-yard pass to M. Thigpen	24-20
12/1/14 at NYJ	6-13	13-13	5:42	5-4-43, 0 TD, 0 rushes	9-57-3:45	1:57	C. Sturgis 26-yard FG	16-13
11/15/15 at Phi	13-16	13-16	3:09 (3rd Q)	3-3-62, 1 TD, 0 rushes	7-87-3:14	14:55	Tannehill 4-yard pass to J. Landry	20-19
1/3/16 vs. NE	10-10	10-10	9:50	4-4-77, 1 TD, 0 rushes	6-82-2:52	6:58	Tannehill 2-yard pass to J. Cameron	20-10
9/25/16 vs. Cle	24-24	24-24	9:39 (OT)	1-1-32, 0 TD, 0 rushes	3-44-1:13	8:26	J. Ajayi 11-yard run	30-24
10/23/16 vs. Buf	14-17	14-17	7:45	1-1-18, 0 TD, 0 rushes	6-64-3:49	3:56	D. Williams 12-yard run	28-25
11/20/16 at LAR	0-10	7-10	2:11	5-5-53, 1 TD, 0 rushes	7-75-1:35	0:36	Tannehill 9-yard pass to D. Parker	14-10
9/23/18 vs. Oak	14-17	14-17	8:06	0-0-0, 0 TD, 1 rush for 18 yds	2-70-0:48	7:18	A. Wilson end around 52-yard pass to J. Grant	28-20
12/2/18 vs. Buf	14-17	14-17	12:00	3-3-25, 1 TD, 0 rushes	6-75-3:18	8:42	Tannehill 13-yard pass to K. Stills	21-17
12/9/18 vs. NE	28-33	28-33	0:07	1-1-69, 1 TD, 0 rushes	1-69-0:07	0:00	K. Drake 69-yard pass play by R. Tannehill	34-33
Titans Career:								
10/20/19 vs. LAC	10-10	10-10	5:20 (3rd Q)	8-6-76, 1 TD, 1 rush for 2 yds	14-85-7:09	13:11	Tannehill 5-yard pass to T. Sharpe	23-20
10/27/19 vs. TB	20-23	20-23	13:49	11-9-85, 1 TD, 0 rushes	12-90-6:54	6:55	Tannehill 8-yard pass to A. Brown	27-23
11/10/19 vs. KC	20-29	27-32	1:21	3-2-43, 1 TD, 1 rush for 18 yds	4-61-0:58	14:37	Tannehill 23-yard pass to A. Humphries	35-32
9/14/20 at Den	13-14	13-14	3:05	7-5-40, 0 TD, 0 rushes	12-83-2:48	0:17	Gostkowski 25-yard FG	16-14
9/20/20 vs. Jax	30-30	30-30	3:29	4-2-10, 0 TD, 0 rushes	8-29-1:53	1:36	Gostkowski 49-yard FG	33-30
9/27/20 at Min	25-30	28-30	3:42	5-4-34, 0 TD, 0 rushes	9-44-1:58	1:44	Gostkowski 55-yard FG	31-30
10/18/20 vs. Hou	29-36	36-36	10:00 (OT)	2-2-55, 0 TD, 0 rushes	6-82-3:30	6:30	Henry 5-yard run	42-36
11/22/20 at Bal	13-21	24-24	7:58 (OT)	3-3-36, 0 TD, 0 rushes	6-73-2:37	5:21	Henry 29-yard run	30-24
1/3/21 at Hou	31-35	38-38	0:18	1-1-52, 0 TD, 0 rushes	3-56-0:18	0:00	Sloman 37-yard FG	41-38
9/19/21 at Sea	16-30	30-30	7:19 (OT)	0-0-0, 0 TD, 0 rushes	5-21-2:34	4:45	Bullock 36-yard FG	33-30
10/18/21 vs. Buf	24-31	27-31	8:01	5-5-58, 0 TD, 0 rushes	8-70-4:56	3:05	Henry 13-yard run	34-31
10/31/21 at Ind	21-24	31-31	5:48 (OT)	1-2-13, 0 TD, 0 rushes	4-5-1:45	4:03	Bullock 44-yard FG	34-31
12/23/21 vs. SF	17-17	17-17	2:16	2-2-10, 0 TD, 2 rushes for 22 yds	8-49-2:16	0:04	Bullock 44-yard FG	20-17

GAME-WINNING DRIVES FROM 2019-2021

From the time **Ryan Tannehill** joined the Titans in 2019 through the end of the 2021 regular season, he directed 13 total game-winning drives. Only Raiders quarterback **Derek Carr** (14) has more in that time period.

In 2021, Tannehill was credited with four game-winning drives: at Seattle (Sept. 19), against Buffalo (Oct. 18), at Indianapolis (Oct. 31) and against San Francisco (Dec. 23).

Per the Elias Sports Bureau, a game-winning drive is defined as when a quarterback's team scores on an offensive possession to put the team ahead (whether tied or from behind) for good in the fourth quarter or overtime.

Quarterbacks with the most game-winning drives from 2019 to 2021 (regular season):

Player	GW Drives
1. Derek Carr	14
2. Ryan Tannehill	13
3. Ben Roethlisberger	11
4. Tom Brady	9
Matthew Stafford	9
Russell Wilson	9
7. Josh Allen	8
Kirk Cousins	8
Justin Herbert	8
10. (five tied)	7

BAUGH, MONTANA & TANNEHILL

During the 2019 season, Titans quarterback **Ryan Tannehill** accomplished a statistical feat only reached previously by a pair of Pro Football Hall of Fame quarterbacks.

Tannehill's season statistics included a 70.3 completion percentage and an average of 9.6 yards per passing attempt.

In the history of the NFL, only two previous qualifying passers have enjoyed a season in which they completed at least 70.0 percent of their passes and averaged at least 9.0 yards per attempt: **Sammy Baugh** and **Joe Montana**.

Montana led the San Francisco 49ers to a Super Bowl XXIV title and won the NFL MVP award following a 1989 season in which he completed 70.2 percent of his passes (271 of 386) and averaged 9.1 yards per attempt (3,521 yards).

Baugh directed the Washington Redskins to the NFL Championship game in 1945, while completing 70.3 percent of his passes (128 of 182) and averaging 9.2 yards per attempt (1,669 yards).

Players in NFL history (through 2019) with a completion rate of at least 70.0 percent and a passing average of at least 9.0 yards per attempt (qualifiers only):

Player	Team	Year	Comp %	Yards/Att
Ryan Tannehill	Tennessee	2019	70.3	9.6
Joe Montana	San Francisco	1989	70.2	9.1
Sammy Baugh	Washington	1945	70.3	9.2

MORE TITANS QUARTERBACKS

7 - QB MALIK WILLIS

6-1, 219, Rookie, Liberty

➤ Malik Willis was selected by the Titans in the third round (86th overall) of the 2022 NFL Draft.

➤ He was the third quarterback drafted in 2022 after the Titans traded up four spots in the third round to select him.

➤ Willis spent three total years at Liberty, including a 2019 redshirt campaign, after transferring from Auburn. In four total seasons, he registered 38 games played with 23 starts, completing 388 of 618 passes for 5,186 yards and 48 touchdowns with 18 interceptions. He also rushed for 2,131 yards and 29 touchdowns on 366 career rushing attempts.

➤ During his two seasons as Liberty's starting signal caller, he directed the Flames to a 17-6 record in 23 starts, including two bowl victories. During those two seasons he led the FBS with 74 total passing (47) and rushing (27) touchdowns.

➤ In his final season at Liberty in 2021, Willis led the Flames to an 8-5 record and a bowl win. He completed 207 of 339 passes for 2,857 yards and 27 touchdowns to go along with 197 rushing attempts for 878 yards and 13 touchdowns.

➤ Willis was named the 2021 Bobby Bowden Trophy winner. The award is presented annually to "a college football player who epitomizes a student-athlete of faith and conducts himself as an exemplary model in the classroom, on the field, on the campus and in the community."

➤ As a junior in 2020, he started all 10 games in which he played in his first season as Liberty's quarterback after sitting out 2019 due to transfer rules. He won each of his first seven career starts and completed 170 of 265 passes for 2,260 yards, 20 touchdowns and six interceptions during the season. He added 141 rushing attempts for 944 yards and 14 touchdowns, leading all FBS quarterbacks in rushing yards and touchdowns.


➤ He is a native of Atlanta, Ga.

2022 Game Notes:

➤ **At Buffalo (9/19)**, made his NFL debut in the second half and completed one pass for six yards on four attempts. He added four rushing attempts for 16 yards. He became the first Titans rookie quarterback to appear in a game since Marcus Mariota at New England on Dec. 20, 2015.

➤ **At Houston (10/30)**, registered his first NFL start, filling in for injured starter Ryan Tannehill. He completed six of 10 passes for 55 yards with one interception, and he added 12 rushing yards on five attempts. He became the sixth rookie quarterback in Titans/Oilers history and the first since Marcus Mariota in 2015 to win his first NFL start.

➤ **At Kansas City (11/6)**, became the 10th rookie in franchise history with at least two starts at quarterback and the first since Marcus Mariota in 2015. He completed five of 16 passes for 80 yards and also rushed for 40 yards on eight attempts. In the first quarter, he completed a 48-yard pass to Chig Okonkwo. During a touchdown drive in the second quarter, he rushed for a 17-yard gain.




TITANS RUNNING BACKS

No.	Name	Ht	Wt	Exp	College
23	Cannon, Trenton (IR)	5-11	185	5	Virginia State
44	Carter, Tory (FB)	6-0	229	2	Louisiana State
25	Haskins, Hassan	6-2	228	R	Michigan
22	Henry, Derrick	6-3	247	7	Alabama
40	Hilliard, Dontrell	5-11	202	5	Tulane

#22 • RB DERRICK HENRY

6-3, 247, 7th Year, Alabama

[Click for complete bio](#)



Running back **Derrick Henry** is in his seventh NFL season in 2022. He was selected by the Titans with the 45th overall pick in the second round of the 2016 NFL Draft.

From his rookie season through 2021, Henry ranked second in the NFL with 6,797 rushing yards, trailing only Dallas Cowboys running back **Ezekiel Elliott** (7,386). Henry's 65 rushing touchdowns led the league over the same period. In franchise history, Henry finished 2021 ranked fourth in career rushing yards behind **Eddie George** (10,009), **Earl Campbell** (8,574) and **Chris Johnson** (7,965), and his rushing touchdowns were second behind only Campbell (73).

In 2021, Henry's season was affected by a foot injury that caused him to be placed on injured reserve for the final nine games of the regular season. Prior to the injury, he was leading the NFL with 937 rushing yards and 10 rushing touchdowns, numbers that still ranked ninth and tied for sixth, respectively, at the conclusion of the regular season. He returned to start in the team's divisional playoff contest and rushed for 62 yards and one score.

Henry was honored in 2021 with his first career nomination for the NFL's Walter Payton Man of the Year Award.

In 2020, Henry was named the Associated Press NFL Offensive Player of the Year after an historic campaign in which he totaled 378 rushing attempts for 2,027 yards and 17 touchdowns. His rushing yardage total established a new franchise record and led the NFL. As the eighth player in NFL annals to hit the 2,000-yard mark, his 2,027 yards finished fifth on the all-time single-season rushing charts. He was recognized with his second consecutive Pro Bowl, named first-team Associated Press All-Pro, and won the FedEx Ground Player of the Year Award for the second consecutive year.

Henry was a first-time team captain in 2020. He started all 16 regular season games for the first time and became the first player since **LaDainian Tomlinson** (2006-07) to lead the NFL in rushing yards in consecutive years. He was the first player in more than 50 years to lead the league in rushing yards, attempts and rushing touchdowns in consecutive seasons and the fifth player ever to do so. The most recent prior to him was Cleveland's **Leroy Kelly** from 1967 to 1968.

Henry's 17 rushing touchdowns in 2020 set a career high and finished as the second-best total in franchise history behind Campbell's 19 rushing touchdowns in 1979.

In 2019, Henry was named to his first Pro Bowl and added second-team Associated Press All-Pro honors after leading the NFL in rushing. In 15 games, he totaled 1,540 yards on 303 carries (5.1 avg.), joining **Billy Cannon** (AFL, 1961), Campbell (1978-80) and Johnson (2009) as the only running backs in franchise history to lead their respective leagues in rushing. At the time, Henry's single-season total ranked fourth in franchise annals behind Johnson's 2009 total (2,006) and Campbell's 1979 (1,697) and 1980 (1,934) performances.

With 16 rushing touchdowns in 2019, Henry tied for the NFL lead (**Aaron Jones**). Adding his two receiving touchdowns, his 18 total touchdowns were third in the NFL and tied for second in franchise annals (19 by Campbell in 1979; 18 by **Bill Groman** in 1961).

Henry's performance late in the 2019 season was instrumental in the





team's run to the AFC championship game. Over the final six games of the regular season plus three playoff appearances, Henry registered seven 100-yard games. During a three-game stretch (Dec. 29 at Houston, Jan. 4 at New England and Jan. 11 at Baltimore), he became the first player in NFL history to rush for at least 180 yards in three consecutive regular season and/or postseason games.

Henry authored his first career 1,000-yard season in 2018 and the 28th 1,000-yard rushing season in franchise history, totaling 1,059 yards and 12 touchdowns on 215 carries—all then-career highs.

His 2018 rushing yardage ranked second in the AFC to **Joe Mixon's** 1,168 yards, and he finished seventh in the NFL. Henry's 12 rushing touchdowns tied **James Connor** for third place in the NFL behind **Todd Gurley** (17) and **Alvin Kamara** (14).

Henry was named AFC Offensive Player of the Month for December 2018. His 625 rushing yards in the month were the most by any NFL player in any month during the season.

Against the Jacksonville Jaguars on Dec. 6, 2018, Henry recorded one of the greatest single games in franchise history in front of a national television audience. He broke Johnson's single-game franchise record (228) with 238 rushing yards, including a 99-yard touchdown run—one of his four touchdowns in the contest. He joined **Tony Dorsett** as the only two players in NFL history to rush for a 99-yard score.

In 2017, Henry shared time in the Titans backfield with **DeMarco Murray**. Henry led the team with 744 rushing yards on 176 carries, and he added 11 receptions for 136 yards and a touchdown. His five rushing touchdowns tied for second on the club.

As a rookie in 2016, Henry played in 15 games with one start, splitting reps in the backfield with Murray. He carried the ball 110 times for 490 yards and five touchdowns and added 137 yards on 13 receptions. Henry became the third rookie for the franchise in the "Titans era" to score at least five touchdowns in a season, joining **Vince Young** (seven rushing touchdowns in 2006) and Johnson (nine rushing and one receiving in 2008).

The Heisman Trophy winner played three seasons (2013–2015) at the University of Alabama, where he set numerous school and SEC records while helping his team win a National Championship in 2015. He played in 39 games and totaled 602 carries for 3,591 yards and 42 rushing touchdowns and added 285 yards on 17 career receptions with three receiving scores. During Alabama's victory over Clemson in the 2016 College Football Playoff National Championship, he broke **Shaun Alexander's** record for most career rushing yards in Alabama history.

In his final collegiate season, Henry rushed for an Alabama and Southeastern Conference record 2,219 yards, which led the nation and ranked fifth in FBS history. He recorded 100-yard rushing games 10 times and had four 200-yard games during the season. His 28 rushing touchdowns were a national best and an SEC record, snapping **Tim Tebow** and **Tre Mason's** old mark of 23. In addition to the Heisman, he also won the Doak Walker Award, Walter Camp Award and Maxwell Award, among a multitude of other honors.

Henry is a native of Yulee, Fla.

2022 Game Notes:

- **Against New York Giants (9/11)**, led the team with 21 carries for 82 yards, including an 18-yard run in the second quarter.
- **At Buffalo (9/19)**, rushed for 25 yards and a touchdown on 13 attempts.

He scored his first touchdown of the season on a two-yard carry in the first quarter, which converted a fourth-and-one.

➤ **Against Las Vegas (9/25)**, led the team with 85 yards and one touchdown on 20 rushing attempts and added a team-high five receptions for 58 yards, giving him a team-best 143 scrimmage yards. His reception total was the second best of his career, and his receiving yardage total ranked third in his career. It was his 18th career game with at least 140 scrimmage yards. His reception total included a 23-yard gain on a screen pass. In the second quarter, he scored his 70th career touchdown (67th rushing touchdown) on a one-yard run, becoming the third Titans/Oilers player to reach the end zone 70 times with the franchise along with Eddie George (74) and Earl Campbell (73).

➤ **At Indianapolis (10/2)**, led the team with 114 rushing yards and a touchdown on 22 attempts for an average of 5.2 yards per carry. He added three receptions for 33 yards to give him 147 total scrimmage yards. It was his 29th career 100-yard rushing game (first of 2022), including regular season and playoffs. He recorded his second consecutive game and his 19th career game with at least 140 scrimmage yards. In the first quarter, he gained 22 yards on a screen pass on the 100th reception of his career, and two plays later, he reached the end zone on a 19-yard run. It was his third rushing touchdown of the season and his 68th career rushing touchdown. On a 12-yard run in the first quarter, he became the fourth player in franchise history to reach 7,000 career rushing yards, joining Eddie George (10,009), Earl Campbell (8,574) and Chris Johnson (7,965). He became the franchise's second player (Earl Campbell), the 16th NFL player, and the first player since Adrian Peterson in 2013 to reach 70 total touchdowns and 7,000 rushing yards within his first seven NFL seasons. Henry rushed for 99 yards in the first half, which was the sixth-highest total of his career in the first half of a game.

➤ **At Washington (10/9)**, led the team with 102 yards and a pair of touchdowns on 28 rushing attempts and added 30 yards on two catches to give him 132 scrimmage yards. He became the fourth player in franchise history to reach 30 total 100-yard rushing games in the regular season and playoffs, joining Earl Campbell (40), Eddie George (38) and Chris Johnson (35). In the first half, he totaled 83 yards and a touchdown on 18 carries. In the first quarter, he took a screen pass 24 yards to set up a touchdown on the next play. He scored on a one-yard run in the second quarter, giving him at least one rushing touchdown in four consecutive games, and he added a second one-yard touchdown in the third quarter to join Earl Campbell as the franchise's only players to reach 70 career rushing touchdowns. His second touchdown was the 73rd overall touchdown of his career, putting him in a tie with Earl Campbell (73) for second place on the franchise's all-time touchdowns list behind Eddie George (74).

➤ **Against Indianapolis (10/23)**, rushed for 128 yards on 30 carries and added three receptions for 10 yards. He logged his third consecutive 100-yard rushing game and his 31st career 100-yard rushing game, including regular season (28) and playoffs (three). In the second quarter, he recorded a 23-yard run. Late in the fourth quarter, he helped seal the victory with a pair of first downs—first on an 11-yard carry and then a 21-yarder. His 67 rushing yards in the fourth quarter made up the eighth-highest total of his career. He increased his career total to 8,310 scrimmage yards to move past Ernest Givins (8,280) for fourth place on the franchise's all-time career scrimmage yards list. It was his ninth career game with 30 or more rushing attempts, including seven such performances in the regular season and two in the playoffs.



➤ **At Houston (10/30)**, named AFC Offensive Player of the Week after rushing for 219 yards and two touchdowns on 32 carries for an average of 6.8 yards per attempt. In the third quarter, on fourth-and-goal, he reached the end zone on a one-yard run to score his 75th career touchdown (72 rushing and three receiving), breaking Eddie George's franchise touchdown mark (74). In the second quarter, he scored on a 29-yard run to tie George's record and move ahead of Earl Campbell (73). Henry recorded the sixth 200-yard rushing performance of his career to tie O.J. Simpson and Adrian Peterson for the most in NFL history, and it was his fourth consecutive 200-yard rushing game against the Texans. His sixth career game with at least 200 rushing yards and at least two rushing touchdowns leads the NFL since 1950, ahead of LaDainian Tomlinson (three), Barry Sanders (three) and Jim Brown (three). His 12th career game with 150 or more rushing yards tied Tomlinson for the third-most in NFL history behind only Barry Sanders (25) and Jim Brown (13), and his 11th career game with 150-plus rushing yards and two or more rushing touchdowns moved him past Sanders (10) for the third-highest total in NFL history behind only Brown (13) and Tomlinson (12). Henry's 219 rushing yards gave him the fourth-highest single-game rushing yardage total in franchise history and the third-best total of his career. His fourth consecutive 100-yard rushing game tied the second-best streak of his career (five games in 2021 and four games in 2019). He accounted for 238 scrimmage yards (219 rushing and nine receiving) for the fifth-best total of his career and the 14th-highest total in franchise history. It was his fifth consecutive game with at least 130 scrimmage yards, tying his career-best streak (2021). It was his 100th combined game in the regular season (93) and playoffs (seven). In the first quarter, he rushed for a season-long 41-yard gain. He registered his fourth consecutive game against the Texans with at least two touchdowns, tying for the most consecutive multi-touchdown performances by any player against a single opponent in NFL history. In addition to becoming the first Titans/Oilers player to score 75 touchdowns, Henry cracked the NFL's top 10 for the fewest career games needed to reach 75 touchdowns since the 1970 NFL-AFL merger. Henry did so in his 93rd career game, surpassing wide receiver Randy Moss (94 games needed) for 10th place on the list.

➤ Named AFC Offensive Player of the Month for October after rushing for 563 yards (140.8 per game) with five touchdowns in four games during the month. He added nine receptions for 82 yards. It was the third Offensive Player of the Month award for Henry (December 2018 and October 2020), the most in franchise history. He became the first running back since Todd Gurley to win the award three times.

➤ **At Kansas City (11/6)**, rushed for 115 yards and two touchdowns on 17 attempts for an average of 6.8 yards per carry. He scored his 73rd career rushing touchdown on a four-yard carry in the second quarter and his 74th career rushing touchdown on a one-yard run in the second quarter. In doing so, he passed Earl Campbell (73) for the most rushing touchdowns in franchise history. Henry produced his 17th career game in the regular season with at least 100 rushing yards and two rushing touchdowns, tying Adrian Peterson, Barry Sanders and Eric Dickerson for the fifth-most such performances during the Super Bowl era (1966-present)—only LaDainian Tomlinson (25), Emmitt Smith (21), Shaun Alexander (19) and Walter Payton (18) accomplished the feat more times than Henry in that span. It was Henry's 20th career game with two or more rushing touchdowns. Henry reached the 1,000-yard scrimmage mark (1,010) for the fifth consecutive season, joining Eddie George (eight consecutive seasons) and Chris Johnson (six) as the organization's only players to do so. He hit the 100-yard rushing mark on the final play of the third quarter to tally his fifth consecutive 100-yard rushing game, which tied for the best streak of his career (five games in 2021). His totals at Kansas City included 24-yard and 56-yard runs during separate touchdown drives in the second quarter. The latter gave him 12 career rushing attempts of 50 yards or more.

➤ **Against Denver (11/13)**, led the team with 53 rushing yards on 19 carries and added two receptions for 14 yards. He reached 1,000 career receiving yards, joining Eddie George and Chris Johnson as the franchise's only players with 7,000 rushing yards and 1,000 receiving yards with the organization.

Henry's Career Regular Season Statistics:

Year	GP	GS	Att	Yds	Avg	Lg	TD	Rec	Yds	Avg	Lg	TD
2016	15	2	110	490	4.5	22	5	13	137	10.5	29	0
2017	16	2	176	744	4.2	75t	5	11	136	12.4	66t	1
2018	16	12	215	1,059	4.9	99t	12	15	99	6.6	21	0
2019	15	15	303	1,540	5.1	74t	16	18	206	11.4	75t	2
2020	16	16	378	2,027	5.4	94t	17	19	114	6.0	53	0
2021	8	8	219	937	4.3	76t	10	18	154	8.6	16	0
2022	9	9	202	923	4.6	56	9	16	154	9.6	24	0
Totals	95	64	1,603	7,720	4.8	99t	74	110	1,000	9.1	75t	3

Henry's Career Postseason Statistics:

Year	GP	GS	Att	Yds	Avg	Lg	TD	Rec	Yds	Avg	Lg	TD
2017	2	2	35	184	5.3	35t	1	5	56	11.2	29	0
2019	3	3	83	446	5.4	66	2	5	21	4.2	22	0
2020	1	1	18	40	2.2	8	0	3	11	3.7	7	0
2021	1	1	20	62	3.1	9	1	0	0	-	-	0
Totals	7	7	156	732	4.7	66	4	13	88	6.8	29	0

Henry's Regular Season Single-Game Highs:

- Rushing Attempts** - 35 at Seattle (9/19/21)
- Rushing Yards** - 250 at Houston (1/3/21)
- Long Rush** - 99t vs. Jacksonville (12/6/18)
- Rushing Touchdowns** - 4 vs. Jacksonville (12/6/18)
- Receptions** - 6 at Seattle (9/19/21)
- Receiving Yards** - 75 at Cleveland (9/8/19)
- Long Reception** - 75t at Cleveland (9/8/19)
- Receiving Touchdowns** - 1 (Three times, last at Carolina, 11/3/19)

Henry's Playoff Single-Game Highs:

- Rushing Attempts** - 34 at New England (1/4/20)
- Rushing Yards** - 195 at Baltimore (1/11/20)
- Long Rush** - 66 at Baltimore (1/11/20)
- Rushing Touchdowns** - 1 (Four times, last vs. Cincinnati, 1/22/22)
- Receptions** - 3 (Twice, last vs. Baltimore, 1/10/21)
- Receiving Yards** - 35 at Kansas City (1/6/18)
- Long Reception** - 29 at Kansas City (1/6/18)
- Receiving Touchdowns** - (none)

LEADERS SINCE HENRY'S ROOKIE YEAR

Since he entered the NFL as a second-round draft pick in 2016, **Derrick Henry** ranks second in the NFL in rushing yards. He trails only Dallas Cowboys running back **Ezekiel Elliott** in that time period, despite not being the Titans' regular starter until 2018.

NFL rushing yards leaders since 2016:

Player	Rushing Yards
1. Ezekiel Elliott	7,829
2. Derrick Henry	7,720
3. Melvin Gordon	5,790
4. Nick Chubb	5,720
5. Dalvin Cook	5,547
6. Joe Mixon	5,149
7. Todd Gurley	4,976
8. Aaron Jones	4,901
9. Mark Ingram	4,879
10. Alvin Kamara	4,707

Henry leads the NFL in rushing touchdowns since entering the league. From 2016 to 2021, his 65 rushing touchdowns were eight more than the next-closest rusher on the list, **Todd Gurley** (57).

NFL rushing touchdown leaders since 2016:

Player	Rushing Yards
1. Derrick Henry	74
2. Ezekiel Elliott	60
3. Todd Gurley	57
4. Melvin Gordon	55
5. Alvin Kamara	48
6. Nick Chubb	47
7. Dalvin Cook	45
8. Latavius Murray	44
9. Aaron Jones	43
10. James Conner	40

FRANCHISE ALL-TIME LEADERS

On Sept. 27, 2020, Titans running back **Derrick Henry** passed **Lorenzo White** (4,079 career rushing yards) for fourth place on the franchise's all-time rushing list. Henry trails only **Eddie George** (10,009), **Earl Campbell** (8,574) and **Chris Johnson** (7,965) on the list.

Franchise all-time rushing leaders:

Player	Seasons	Rushing Yards
1. Eddie George	1996–2003	10,009
2. Earl Campbell	1978–1984	8,574
3. Chris Johnson	2008–2013	7,965
4. Derrick Henry	2016–2022	7,720
5. Lorenzo White	1988–1994	4,079
6. Hoyle Granger	1966–1970, 1972	3,514
7. Steve McNair (QB)	1995–2005	3,439
8. Mike Rozier	1985–1990	3,426
9. Charles Tolar	1960–1966	3,277
10. Ronnie Coleman	1974–1981	2,769

On Nov. 6, 2022, Henry moved into first place in franchise history for career rushing touchdowns. With his 74th rushing touchdown, he passed Campbell (73 career rushing touchdowns) for the franchise lead.

Most career rushing touchdowns in franchise history:

Player	Seasons	Rushing TDs
1. Derrick Henry	2016–2022	74
2. Earl Campbell	1978–1984	73
3. Eddie George	1996–2003	64
4. Chris Johnson	2008–2013	50
5. Steve McNair	1995–2005	36
6. Lorenzo White	1988–1994	29
7. Mike Rozier	1985–1990	27
8. LenDale White	2006–2009	24
9. (three tied)		21

On Oct. 30, 2022, Henry scored two touchdowns at Houston to establish the franchise's all-time career touchdown record. His 75th career touchdown broke George's mark of 74 (64 rushing, 10 receiving), followed Campbell (73 rushing) with 73.

Most total touchdowns in franchise history:

Player	Seasons	Rush TDs	Rec TDs	Ret TDs	Total TDs
1. Derrick Henry	2016–2022	74	3	0	77
2. Eddie George	1996–2003	64	10	0	74
3. Earl Campbell	1978–1984	73	0	0	73
4. Chris Johnson	2008–2013	50	8	0	58
5. Charlie Hennigan	1960–1966	0	51	0	51
6. Ken Burrough	1971–1981	1	47	0	48
Ernest Givins	1986–1994	1	46	1	48
8. Drew Hill	1985–1991	0	47	0	47
Haywood Jeffires	1987–1995	0	47	0	47
10. Derrick Mason	1997–2004	0	37	3	40

Henry is the fifth player in team annals to hit 8,000 career scrimmage yards along with George (12,153), Johnson (9,968), Campbell (9,292) and wide receiver **Ernest Givins** (8,280).

Most scrimmage yards in franchise history:

Player	Seasons	Rushing Yards	Receiving Yards	Scrimmage Yards
1. Eddie George	1996–2003	10,009	2,144	12,153
2. Chris Johnson	2008–2013	7,965	2,003	9,968
3. Earl Campbell	1978–1984	8,574	718	9,292
4. Derrick Henry	2016–2022	7,720	1,000	8,720
5. Ernest Givins	1986–1994	345	7,935	8,280
6. Drew Hill	1985–1991	1	7,477	7,478
7. Ken Burrough	1971–1981	59	6,906	6,965
8. Charlie Hennigan	1960–1966	0	6,823	6,823
9. Haywood Jeffires	1987–1995	0	6,119	6,119
10. Derrick Mason	1997–2004	2	6,114	6,116

HENRY'S CAREER 100-YARD RUSHING GAMES

Date	Opp	W/L	No.	Yds.	Avg.	Lg	TD
1/3/21	at Houston	W	34	250	7.4	52t	2
12/6/18	Jacksonville	W	17	238	14.0	99t	4
10/30/22	at Houston	W	32	219	6.8	41	2
12/13/20	at Jacksonville	W	26	215	8.3	47	2
10/18/20	Houston	W	22	212	9.6	94t	2
12/29/19	at Houston	W	32	211	6.6	53t	3
1/11/20	at Baltimore*	W	30	195	6.5	66	0
11/10/19	Kansas City	W	23	188	8.2	68t	2
9/19/21	at Seattle	W	35	182	5.2	60t	3
1/4/20	at New England*	W	34	182	5.4	29	1
11/29/20	at Indianapolis	W	27	178	6.6	31	3
12/16/18	at N.Y. Giants	W	33	170	5.2	22	2
11/24/19	Jacksonville	W	19	159	8.4	74t	2
10/3/21	at N.Y. Jets	L	33	157	4.8	22	1
1/6/18	at Kansas City*	W	23	156	6.8	35t	1
12/1/19	at Indianapolis	W	26	149	5.7	34	1
12/20/20	Detroit	W	24	147	6.1	33	1
10/18/21	Buffalo	W	20	143	7.2	76t	3
11/22/20	at Baltimore	W	28	133	4.8	29t	1
10/16/17	Indianapolis	W	19	131	6.9	72t	1
10/10/21	at Jacksonville	W	29	130	4.5	15	3
10/23/22	Indianapolis	W	30	128	4.3	23	0
9/27/20	at Minnesota	W	26	119	4.6	16	2
9/14/20	at Denver	W	31	116	3.7	13	0
11/6/22	at Kansas City	L	17	115	6.8	56	2
10/2/22	at Indianapolis	W	22	114	5.2	19t	1
9/26/21	Indianapolis	W	28	113	4.0	19	0
11/1/20	at Cincinnati	L	18	112	6.2	21	1
12/3/17	Houston	W	11	109	9.9	75t	1
11/12/20	Indianapolis	L	19	103	5.4	20	0
12/8/19	at Oakland	W	18	103	5.7	24	2
10/9/22	at Washington	W	28	102	3.6	15	2
9/29/19	at Atlanta	W	27	100	3.7	16	0

* Playoffs

65+ YARD SCRIMMAGE TOUCHDOWNS

Since the beginning of the 2017 campaign, **Derrick Henry** has scored nine total touchdowns—seven rushing and two receiving—that went for 65 yards or more. He leads the NFL in that time period.

Most scrimmage touchdowns of 65-plus yards, 2017-22:

Player	65+ Yard Scrimmage Touchdowns
1. Derrick Henry	9
2. Tyreek Hill	7
3. Robbie Anderson	5
4. Saquon Barkley	4
A.J. Brown	4
Ja'Marr Chase	4
Kenyan Drake	4
Cooper Kupp	4
JuJu Smith-Schuster	4
Marquez Valdes-Scantling	4
Jonathan Taylor	4

Derrick Henry's career scrimmage touchdowns of 65-plus yards:

Date	Opponent	Rush/Rec	Yards
Dec. 6, 2018	Jacksonville	Rushing	99
Oct. 18, 2020	Houston	Rushing	94
Oct. 18, 2021	Buffalo	Rushing	76
Sept. 9, 2019	at Cleveland	Receiving	75
Dec. 3, 2017	Houston	Rushing	75
Nov. 24, 2019	Jacksonville	Rushing	74
Oct. 16, 2017	Indianapolis	Rushing	72
Nov. 10, 2019	Kansas City	Rushing	68
Dec. 31, 2017	Jacksonville	Receiving	66

RUSHING TDS OF 50+ YARDS

Since he entered the NFL as a second-round draft pick in 2016, **Derrick Henry** has had a league-high 11 touchdown runs of at least 50 yards.

Chris Johnson (11) and **DeMarco Murray** (two) are the only other Tennessee players in the "Titans era" (1999–present) with more than one total rushing touchdown of at least 50 yards.

Most rushing touchdowns of 50 yards or more from 2016–2022:

Player	Rushing TDs
1. Derrick Henry	11
2. Saquon Barkley	6
3. Nick Chubb	5
4. Kenyan Drake	4
Jonathan Taylor	4
Dalvin Cook	4
7. Isaiah Crowell	3
Aaron Jones	3
Christian McCaffrey	3
Tony Pollard	3
Miles Sanders	3

RUSHING YARDS SINCE WEEK 14 OF 2018

Since Dec. 6, 2018, when **Derrick Henry** set a then-franchise record with 238 rushing yards in a game against Jacksonville, he has been the NFL's rushing leader. He has nearly 1,000 more yards than any other player since that time.

NFL rushing yards leaders since Week 14 of 2018:

Player	Rushing Yards
1. Derrick Henry	6,012
2. Nick Chubb	5,026
3. Dalvin Cook	4,881
4. Ezekiel Elliott	4,066
5. Josh Jacobs	3,908
6. Lamar Jackson	3,904
7. Aaron Jones	3,811
8. Joe Mixon	3,768
9. Jonathan Taylor	3,589
10. David Montgomery	3,242

RUSHING IN THE FOURTH QUARTER

Since 2017, running back **Derrick Henry** has accumulated more rushing yards in the fourth quarter than any other NFL running back, including a league-high 523 fourth-quarter rushing yards in 2020.

Most fourth-quarter rushing yards from 2017–2022:

Player	Att	Yards	Avg	TD
1. Derrick Henry	385	1,977	5.14	16
2. Nick Chubb	260	1,632	6.28	17
3. Kareem Hunt	294	1,327	4.51	13
4. Ezekiel Elliott	309	1,319	4.27	12
5. Dalvin Cook	255	1,192	4.67	11
6. Melvin Gordon	259	1,178	4.55	9
7. Joe Mixon	277	1,106	3.99	12
8. Kenyan Drake	232	1,099	4.74	11
9. Alvin Kamara	262	1,082	4.13	12
10. Leonard Fournette	225	1,027	4.56	7

2021 NFL RUSHING LEADERS

Despite having not played from Week 9 to Week 18 due to injury, Titans running back **Derrick Henry** ranked ninth in the NFL in rushing in 2021 after taking the league's rushing crown for the 2019 and 2020 seasons.

Henry also tied for sixth place in the NFL in 2021 with 10 rushing touchdowns.

NFL rushing leaders in 2021:

Player	Team	Games	Rushing Yards
1. Jonathan Taylor	Indianapolis Colts	17	1,811
2. Nick Chubb	Cleveland Browns	14	1,259
3. Joe Mixon	Cincinnati Bengals	16	1,205
4. Najee Harris	Pittsburgh Steelers	17	1,200
5. Dalvin Cook	Minnesota Vikings	13	1,159
6. Antonio Gibson	Washington Football Team	16	1,037
7. Ezekiel Elliott	Dallas Cowboys	17	1,002
8. Elijah Mitchell	San Francisco 49ers	11	963
9. Derrick Henry	Tennessee Titans	8	937
10. Damien Harris	New England Patriots	15	929

ACTIVE RUSHING AVERAGE LEADERS BY RBS

Among active NFL running backs, **Derrick Henry** ranks among the career leaders in rushing average (min. 750 career rushing attempts).

Best career rushing average among all active NFL running backs (minimum 750 career attempts):

Player	Rushing Average
1. Nick Chubb	5.36
2. Aaron Jones	5.14
3. Derrick Henry	4.82
4. Dalvin Cook	4.77
5. Alvin Kamara	4.60
6. Christian McCaffrey	4.58
7. Kareem Hunt	4.53
8. Saquon Barkley	4.51
9. Kenyan Drake	4.49
10. Mark Ingram	4.47

SINGLE-GAME FRANCHISE RUSHING

On Jan. 3, 2021, **Derrick Henry** rushed for 250 yards to break his own franchise single-game record. He now owns six of the top nine single-game rushing totals in team annals.

Most rushing yards in a game, franchise history:

Player	Date	Opponent	Rushing Yards
1. Derrick Henry	1/3/21	at Houston	250
2. Derrick Henry	12/6/18	Jacksonville	238
3. Chris Johnson	11/1/09	Jacksonville	228
4. Derrick Henry	10/30/22	at Houston	219
5. Eddie George	8/31/97	Oakland	216
Billy Cannon	12/10/61	at New York	216
7. Derrick Henry	12/13/20	at Jacksonville	215
8. Derrick Henry	10/18/20	Houston	212
9. Derrick Henry	12/29/19	at Houston	211
10. Earl Campbell	11/16/80	at Chicago	203
Earl Campbell	10/19/80	Tampa Bay	203



SINGLE-SEASON FRANCHISE RUSHING

Derrick Henry recorded the top rushing season in franchise history with 2,027 rushing yards in 2020. He now owns two of the top five rushing seasons in franchise annals.

In 2019, Henry led the NFL with 1,540 yards, which at the time ranked fourth for a single Titans/Oilers season.

Most rushing yards in a season, franchise history:

Player	Season	Att	Yds	Avg	Long	TD
1. Derrick Henry	2020	378	2,027	5.4	94t	17
2. Chris Johnson	2009	358	2,006	5.6	91	14
3. Earl Campbell	1980	373	1,934	5.2	55	13
4. Earl Campbell	1979	368	1,697	4.6	61	19
5. Derrick Henry	2019	303	1,540	5.1	74	16
6. Eddie George	2000	403	1,509	3.7	35	14
7. Earl Campbell	1978	302	1,450	4.8	81	13
8. Eddie George	1997	357	1,399	3.9	30	6
9. Earl Campbell	1981	361	1,376	3.8	43	10
10. Eddie George	1996	335	1,368	4.1	76	8

SINGLE-SEASON RUSHING TDS, TEAM HISTORY

Derrick Henry's 17 rushing touchdowns in 2020 gave him the second-highest single-season total in team history. Only **Earl Campbell**—with 19 rushing touchdowns in 1979—had more.

Most rushing touchdowns in a season, franchise history:

Player	Season	Rushing TDs
1. Earl Campbell	1979	19
2. Derrick Henry	2020	17
3. Derrick Henry	2019	16
4. LenDale White	2008	15
5. Eddie George	2000	14
Chris Johnson	2009	14
7. Earl Campbell	1978	13
Earl Campbell	1980	13
9. Derrick Henry	2018	12
Earl Campbell	1983	12
Eddie George	2002	12

1,000 RUSH YARDS/12 TOUCHDOWNS

Titans running back **Derrick Henry** rushed for 2,027 yards and 17 touchdowns in 2020. The performance came after he produced 1,059 rushing yards and 12 rushing touchdowns in 2018, followed by 1,540 rushing yards and 16 rushing touchdowns in 2019.

Henry became the first NFL player since **LaDainian Tomlinson** (2002-07) and the ninth player in NFL history to record at least three consecutive seasons in which he rushed for at least 1,000 yards and 12 touchdowns.

Players in NFL history with 1,000 rushing yards and 12 rushing touchdowns in three consecutive seasons:

Player	Team	Seasons	Total
Derrick Henry	Tennessee	2018–2020	3
LaDainian Tomlinson	San Diego	2002–2007	6
Rudi Johnson	Cincinnati	2004–2006	3
Shaun Alexander	Seattle	2001–2005	5
Terrell Davis	Denver	1996–1998	3
Emmitt Smith	Dallas	1994–1996	3
Barry Sanders	Detroit	1989–1991	3
Eric Dickerson	L.A. Rams	1983–1985	3
Earl Campbell	Houston	1978–1980	3

2020 NFL RUSHING LEADERS

Titans running back **Derrick Henry** won the NFL's 2020 rushing title with 2,027 yards in 2020, outdistancing the next-closest competitor by 470 yards (1,557 by **Dalvin Cook**).

Henry became the first player to lead the NFL in rushing in consecutive seasons since **LaDainian Tomlinson** in 2006 and 2007. Since the 1970 AFL-NFL merger, Henry is the eighth different player to lead the league in rushing in back-to-back seasons. The list includes Tomlinson, **O.J. Simpson** (1972-73, 1975-76), **Earl Campbell** (1978-80), **Eric Dickerson** (1983-84), **Emmitt Smith** (1991-93), **Barry Sanders** (1996-97) and **Edgerrin James** (1999–2000).

NFL rushing yardage leaders in 2020:

Player	Team	Rushing Yards
1. Derrick Henry	Tennessee Titans	2,027
2. Dalvin Cook	Minnesota Vikings	1,557
3. Jonathan Taylor	Indianapolis Colts	1,169
4. Aaron Jones	Green Bay Packers	1,104
5. James Robinson	Jacksonville Jaguars	1,070
6. David Montgomery	Chicago Bears	1,070
7. Nick Chubb	Cleveland Browns	1,067
8. Josh Jacobs	Las Vegas Raiders	1,065
9. Lamar Jackson	Baltimore Ravens	1,005
10. Melvin Gordon	Denver Broncos	986

Henry also led the NFL with 17 rushing touchdowns in 2020. The total was tied for the second most in the NFL in a 10-year span (2011-20). In that time, only **LeGarrette Blount** (18 in 2016) had more than Henry, **Todd Gurley** (17 in 2018) and **LeSean McCoy** (17 in 2011).

NFL rushing touchdown leaders in 2020:

Player	Team	Rushing TDs
1. Derrick Henry	Tennessee Titans	17
2. Alvin Kamara	New Orleans Saints	16
Dalvin Cook	Minnesota Vikings	16
4. Josh Jacobs	Las Vegas Raiders	12
Cam Newton	New England Patriots	12
Nick Chubb	Cleveland Browns	12
7. Jonathan Taylor	Indianapolis Colts	11
Antonio Gibson	Washington Football Team	11
Kyler Murray	Arizona Cardinals	11
10. Kenyan Drake	Arizona Cardinals	10

THE 2,000-YARD CLUB

Derrick Henry was the eighth player in NFL history to reach the 2,000-yard rushing mark in a season. His 2,027 yards rank fifth all-time.

All-time NFL single-season rushing leaders:

Player	Team	Season	Rushing Yards
1. Eric Dickerson	Los Angeles Rams	1984	2,105
2. Adrian Peterson	Minnesota Vikings	2012	2,097
3. Jamal Lewis	Baltimore Ravens	2003	2,066
4. Barry Sanders	Detroit Lions	1997	2,053
5. Derrick Henry	Tennessee Titans	2020	2,027
6. Terrell Davis	Denver Broncos	1998	2,008
7. Chris Johnson	Tennessee Titans	2009	2,006
8. O.J. Simpson	Buffalo Bills	1973	2,003



DERRICK HENRY IN 2020

- Led the NFL and set a franchise record with 2,027 rushing yards in 2020, becoming the eighth player in league annals to rush for at least 2,000 yards in a season. His 2,027 rushing yards gave him the fifth-highest total in NFL history behind **Eric Dickerson's** 2,105 (1984), **Adrian Peterson's** 2,097 (2012), **Jamal Lewis' 2,066** (2003) and **Barry Sanders' 2,053** (1997). Henry broke **Chris Johnson's** franchise mark of 2,006 rushing yards in 2009.
- Named the Associated Press NFL Offensive Player of the Year and was named to his second consecutive Pro Bowl. He won his second consecutive FedEx Ground Player of the Year Award and added first-team AP All-Pro honors. Additionally, he earned first-team All-Pro honors from Pro Football Focus, Pro Football Writers of America and Sporting News and was the 101 Awards AFC Offensive Player of the Year.
- Became the first player since **LaDainian Tomlinson** (2006-07) to lead the NFL in rushing yards in consecutive seasons. Henry previously led the league in 2019 with 1,540 rushing yards.
- Became the fifth all-time NFL player to lead the NFL in rushing yards, attempts and rushing touchdowns in consecutive seasons. It is a feat that had not been attained since Cleveland's **Leroy Kelly** did it from 1967 to 1968. The only other players to achieve it are **Jim Brown** (1958-59), **Steve Van Buren** (1947-49) and **Bill Paschal** (1943-44).
- Established a single-game franchise record with 250 rushing yards on Jan. 3 at Houston. He broke his own club record of 238 rushing yards, established against the Jacksonville Jaguars on Dec. 6, 2018. Henry's 250 rushing yards tied for the 13th-best single-game total in the NFL since 1948.
- Became the first player in NFL history with five career games with at least 200 rushing yards and two rushing touchdowns.
- Became the fourth player in NFL history with at least five career 200-yard rushing games, joining **O.J. Simpson** (six), **Adrian Peterson** (six) and **Tiki Barber** (five).
- Set a career high with 17 rushing touchdowns in 2020, finishing with the second-best total in franchise history behind **Earl Campbell's** 19 rushing touchdowns in 1979.
- Finished the 2020 season with 1,221 rushing yards in road games, the most by any NFL running back since 1948. The previous high was held by **Eric Dickerson**, who had 1,087 rushing yards in road games for the Los Angeles Rams in 1984.
- Dating back to 2019, he had a streak of nine consecutive road games with at least 100 rushing yards, passing **Chris Johnson** (eight games from 2009-10) for the second-longest such streak in NFL history behind only Barry Sanders' 10-game road streak from 1996-97).
- Became the fifth player in NFL history with three 200-yard rushing games in a season, joining **Earl Campbell** (four in 1980), **O.J. Simpson** (1973), **Tiki Barber** (2005) and **Jay Ajayi** (2016).
- Became the first NFL player since **LaDainian Tomlinson** (2002-07) and the ninth player in NFL history to record at least three consecutive seasons in which he rushed for at least 1,000 yards and 12 touchdowns.
- Finished the season with 2,141 scrimmage yards (2,027 rushing and 114 receiving), which ranks second in franchise history behind **Chris Johnson's** 2,509 scrimmage yards in 2009.
- Registered 10 games in 2020 with at least 100 rushing yards to tie **Earl Campbell** (1980) for the third-most in franchise history. Only Campbell in 1979 (11) and **Chris Johnson** in 2009 (12) had more 100-yard rushing games in a Titans/Oilers season than Henry. Henry's 10 100-yard games in 2020 were the most in the NFL since Dallas running back **DeMarco Murray** had 12 in 2014.
- Became the NFL's first player to rush for at least 175 and two touchdowns four times in a season.
- Joined **Terrell Davis** (1997-98), **Shaun Alexander** (2004-05) and **Larry Johnson** (2005-06) as the only players in NFL history to rush for 1,500 yards and 15 touchdowns in two consecutive seasons.
- Established a streak of 20 consecutive games in the regular season and playoffs with at least 18 rushing attempts, the second-longest streak of its kind in the NFL since 1948. The only player with more consecutive 18-carry games in the regular season and postseason



was **Emmitt Smith**, whose streak was 23 games with the Dallas Cowboys from 1995 to 1996.

- Became the first player in NFL history to produce more than one overtime touchdown run in a season. He joined **LaDainian Tomlinson** as the NFL's only players with multiple career touchdown runs in overtime. Tomlinson had three during his career.
- Joined **Bo Jackson, Ahman Green, Chris Johnson** and **Lamar Miller** as the only NFL players to record two career rushing touchdowns of at least 90 yards. Henry joined Miller (two 97-yard touchdown runs) as the only players to ever record multiple touchdown runs of at least 94 yards.

300 CARRIES/15 TOUCHDOWNS/5.0 AVG

Derrick Henry won the NFL's rushing title with 303 carries for 1,540 yards and 16 touchdowns in 2019. He followed in 2020 with 378 carries for 2,027 yards and 17 touchdowns.

He became the first player in NFL history to produce multiple seasons with a minimum of 300 rushing attempts, a rushing average of at least 5.0 yards per carry and a minimum of 15 rushing touchdowns

The only other players to do so once in their careers are **O.J. Simpson** (1975), **Terrell Davis** (1998), **Priest Holmes** (2002), **Ahman Green** (2003), **Larry Johnson** (2005), **Shaun Alexander** (2005), **LaDainian Tomlinson** (2016), **Ezekiel Elliott** (2016) and **Dalvin Cook** (2020).

Individual seasons in NFL history with a minimum of 300 rushing attempts, 15 rushing touchdowns and a 5.0 rushing average in a single season:

Player	Team	Season	Att	Yards	Avg	TD
Derrick Henry	Tennessee	2020	378	2,027	5.4	17
Dalvin Cook	Minnesota	2020	312	1,557	5.0	16
Derrick Henry	Tennessee	2019	303	1,540	5.1	16
Ezekiel Elliott	Dallas	2016	322	1,631	5.1	15
LaDainian Tomlinson	San Diego	2006	348	1,815	5.2	28
Shaun Alexander	Seattle	2005	370	1,880	5.1	27
Larry Johnson	Kansas City	2005	336	1,750	5.2	20
Ahman Green	Green Bay	2003	355	1,883	5.3	15
Priest Holmes	Kansas City	2002	313	1,615	5.2	21
Terrell Davis	Denver	1998	392	2,008	5.1	21
O.J. Simpson	Buffalo	1975	329	1,817	5.5	16

CONSECUTIVE 100-YARD ROAD GAMES

Titans running back **Derrick Henry** recorded 149 rushing yards at Indianapolis on Dec. 1, 2019. Over the course of the next year, he registered at least 100 rushing yards in eight more consecutive regular season road games, increasing his streak to nine games before it ended with a 98-yard effort at Green Bay on Dec. 27, 2020.

In NFL history, Henry's streak is the second-longest continuous stretch of its kind. Detroit's **Barry Sanders** had 10 road games in a row with 100-plus yards from 1996 to 1997.

Most consecutive road games with at least 100 rushing yards in NFL history:

Player	Team	Dates	Games
1. Barry Sanders	Detroit	11/24/1996–12/14/1997	10
2. Derrick Henry	Tennessee	12/1/2019–12/13/2020	9
3. Chris Johnson	Tennessee	10/18/2009–10/18/2010	8
4. Marcus Allen	L.A. Raiders	11/3/1985–9/14/1986	7
5. Arian Foster	Houston	12/22/2011–11/22/2012	6
Gerald Riggs	Atlanta	10/13/1985–12/22/1985	6
DeMarco Murray	Dallas	9/14/2014–12/4/2014	6

FIVE CONSEC. TEAM GAMES WITH RUSHING TD

Derrick Henry recorded a streak in 2020 of at least one rushing touchdown in five consecutive team games. It was his second such streak in as many seasons and tied for the longest such streak in franchise history. **DeMarco Murray** (2016) and **Earl Campbell** (twice—1979 and 1983) are the only other franchise players with five consecutive team games with a rushing touchdown.

Most consecutive team games with a rushing touchdown, franchise history:

Player	Season	Consec. Team Games with a Rushing TD
1. Derrick Henry	2020	5
Derrick Henry	2019	5
DeMarco Murray	2016	5
Earl Campbell	1983	5
Earl Campbell	1979	5
6. (eight tied)		4

2019 NFL RUSHING LEADERS

Titans running back **Derrick Henry** claimed the NFL's 2019 rushing title with 1,540 yards on 303 carries (5.1 avg.). The next-closest finisher was Cleveland's **Nick Chubb**, who had 1,494 rushing yards.

Henry joined **Billy Cannon** (AFL, 1961), **Earl Campbell** (1978-80) and **Chris Johnson** (2009) as the only running backs in franchise history to lead their respective leagues in rushing.

NFL rushing leaders in 2019:

Player	Team	Rushing Yards
1. Derrick Henry	Tennessee Titans	1,540
2. Nick Chubb	Cleveland Browns	1,494
3. Christian McCaffrey	Carolina Panthers	1,387
4. Ezekiel Elliott	Dallas Cowboys	1,357
5. Chris Carson	Seattle Seahawks	1,230
6. Lamar Jackson	Baltimore Ravens	1,206
7. Leonard Fournette	Jacksonville Jaguars	1,152
8. Josh Jacobs	Oakland Raiders	1,150
9. Joe Mixon	Cincinnati Bengals	1,137
10. Dalvin Cook	Minnesota Vikings	1,135

2019 TOUCHDOWN LEADERS

Titans running back **Derrick Henry** tied Green Bay's **Aaron Jones** for the NFL lead with 16 rushing touchdowns in 2019.

Additionally, Henry ranked third in the NFL with 18 total touchdowns behind Carolina's **Christian McCaffrey** and Jones, who each scored 19 total touchdowns.

NFL leaders in rushing touchdowns in 2019:

Player	Team	Rushing TDs
1. Derrick Henry	Tennessee Titans	16
Aaron Jones	Green Bay Packers	16
3. Christian McCaffrey	Carolina Panthers	15
4. Dalvin Cook	Minnesota Vikings	13
5. Todd Gurley	Los Angeles Rams	12
Ezekiel Elliott	Dallas Cowboys	12

NFL leaders in total touchdowns in 2019:

Player	Team	Total TDs
1. Christian McCaffrey	Carolina Panthers	19
Aaron Jones	Green Bay Packers	19
3. Derrick Henry	Tennessee Titans	18
4. Mark Ingram	Baltimore Ravens	15
5. Ezekiel Elliott	Dallas Cowboys	14
Todd Gurley	Los Angeles Rams	14

3 CONSEC. GAMES W/ 200 SCRIMMAGE YDS

From the final week of the 2019 regular season (Dec. 29 at Houston) through the Titans' first two playoff games (Jan. 4 at New England and Jan. 11 at Baltimore), **Derrick Henry** became the **first player in NFL history to rush for at least 180 yards in three consecutive regular season or postseason games.**

He also became only the third player since the 1970 NFL-AFL merger to have 200 scrimmage yards in three consecutive games. The other two players to accomplish the feat were Chicago Bears running back **Walter Payton** (1977) and Pittsburgh Steelers running back **Le'Veon Bell** (2014).

During the 2019 regular season and playoffs, Henry and Carolina Panthers running back **Christian McCaffrey** (two) were the only two players with multiple 200-yard scrimmage games. Together they accounted for five of the 14 such individual performances.

Most consecutive games with at least 200 scrimmage yards in the regular season and/or postseason, 1970–present:

Player	Team	Dates	Games
1. Derrick Henry	Tennessee	Dec. 29, 2019–Jan. 11, 2020	3
Le'Veon Bell	Pittsburgh	Nov. 17–Dec. 7, 2014	3
Walter Payton	Chicago	Nov. 13–Nov. 24, 1977	3
4. (several tied)			2

2018 NFL RUSHING LEADERS

Derrick Henry recorded 215 carries in 2018 for 1,059 yards. He ranked second in the AFC in rushing yardage behind Cincinnati's **Joe Mixon** (1,168) and ranked seventh overall in the NFL.

NFL rushing leaders in 2018 (rushing yards):

Player	Team	Rushing Yards
1. Ezekiel Elliott	Dallas Cowboys	1,434
2. Saquon Barkley	New York Giants	1,307
3. Todd Gurley	Los Angeles Rams	1,251
4. Joe Mixon	Cincinnati Bengals	1,168
5. Chris Carson	Seattle Seahawks	1,151
6. Christian McCaffrey	Carolina Panthers	1,098
7. Derrick Henry	Tennessee Titans	1,059
8. Adrian Peterson	Washington Redskins	1,042
9. Phillip Lindsay	Denver Broncos	1,037
10. Nick Chubb	Cleveland Browns	996

2018 RUSHING TOUCHDOWN LEADERS

Derrick Henry's scored a career-high 12 rushing touchdowns in 2018. He tied for the third-highest rushing touchdown total in the NFL.

Henry became the first Titans player with 12 rushing touchdowns in a season since **Chris Johnson** had 14 rushing touchdowns in 2009.

Most rushing touchdowns in 2018:

Player	Team	Rushing TDs
1. Todd Gurley	Los Angeles Rams	17
2. Alvin Kamara	New Orleans Saints	14
3. Derrick Henry	Tennessee Titans	12
4. James Conner	Pittsburgh Steelers	12
5. Saquon Barkley	New York Giants	11
6. Melvin Gordon	Los Angeles Chargers	10
7. Phillip Lindsay	Denver Broncos	9
8. Chris Carson	Seattle Seahawks	9
9. Marlon Mack	Indianapolis Colts	9
10. Jordan Howard	Chicago Bears	9

DECEMBER TO REMEMBER

In five games in the month of December 2018, **Derrick Henry's** rushing totals included 97 carries for 625 yards and eight touchdowns. His 625 yards were the most by any NFL player in any calendar month in 2018.

Additionally, Henry authored one of only four calendar months for the franchise since 1970 in which a player rushed for at least 600 yards. **Chris Johnson** (800 rushing yards in November 2009) and **Earl Campbell** (633 in October 1980; 662 in November 1980) were the organization's only other players to accomplish the feat in that timespan.

Henry's December rushing totals included 40 yards against the New York Jets (Dec. 2), a franchise-record 238 yards against the Jacksonville Jaguars (Dec. 6), 170 yards at the New York Giants (Dec. 16), 84 yards against the Washington Redskins (Dec. 22) and 93 yards against the Indianapolis Colts (Dec. 30).

For his efforts, Henry was named AFC Offensive Player of the Month.

Titans/Oilers with 500 rushing yards in any calendar month from 1970-2021 (includes playoffs):

Player	Season	Month	Rushing Yards
1. Chris Johnson	2009	November	800
2. Earl Campbell	1980	November	662
3. Earl Campbell	1980	October	633
4. Derrick Henry	2018	December	625
5. Derrick Henry	2020	November	594
6. Derrick Henry	2021	October	584
7. Earl Campbell	1979	September	569
8. Derrick Henry	2019	December	549
9. Eddie George	2000	October	548
10. Earl Campbell	1979	November	534
11. Derrick Henry	2020	December	520
12. DeMarco Murray	2016	October	511
13. Earl Campbell	1981	October	510

RUSHING YARDS IN A TWO-GAME SPAN

Following a franchise-record 238 rushing yards against the Jacksonville Jaguars on Dec. 6, 2018, **Derrick Henry** then totaled 170 rushing yards at the New York Giants on Dec. 16 to give him a franchise record of 408 rushing yards in a two-game span.

The previous record of 405 rushing yards in two games was set by **Earl Campbell** in 1980, when Campbell posted 203 yards against Tampa Bay (Oct. 19) and 202 yards against Cincinnati (Oct. 26).

Most total rushing yards in two consecutive games, franchise history:

Player	Game 1	Yds	Game 2	Yds	Total
Derrick Henry	12/6/18 vs. Jax	238	12/16/18 at NYG	170	408
Earl Campbell	10/19/80 vs. TB	203	10/26/80 vs. Cin	202	405

RECORD-SETTING NIGHT

On Dec. 6, 2018, **Derrick Henry** had one of the most memorable rushing performances in NFL history on Thursday Night Football. He rushed for a then-team-record 238 yards and four touchdowns (tied franchise record), including a 99-yard touchdown run.

[WATCH: Highlights from Derrick Henry's performance on 12/6/18](#)

Henry's 238 rushing yards set a new franchise record, breaking **Chris Johnson's** mark of 228 yards against the Jaguars on Nov. 1, 2009. It was the highest single-game rushing total in the NFL in 2018 and the league's highest total since **Doug Martin's** 251 rushing yards for the Tampa Bay Buccaneers against the Oakland Raiders on Nov. 4, 2012.

Henry later broke his own record with 250 rushing yard at Houston on Jan. 3, 2021 to take possession of five of the top eight single-game rushing totals in team annals.

Most rushing yards in a game, franchise history:

Player	Date	Opponent	Rushing Yards
1. Derrick Henry	1/3/21	at Houston	250
2. Derrick Henry	12/6/18	Jacksonville	238
3. Chris Johnson	11/1/09	Jacksonville	228
4. Eddie George	8/31/97	Oakland	216
Billy Cannon	12/10/61	at New York	216
6. Derrick Henry	12/13/20	at Jacksonville	215
7. Derrick Henry	10/18/20	Houston	212
8. Derrick Henry	12/29/19	at Houston	211
9. Earl Campbell	11/16/80	at Chicago	203
Earl Campbell	10/19/80	Tampa Bay	203

In the second quarter, Henry took a handoff from **Marcus Mariota** inside his own one-yard line and raced 99 yards for a touchdown. It was the second 99-yard run in NFL history, tying **Tony Dorsett's** record-setting touchdown run for the Dallas Cowboys against the Minnesota Vikings on Jan. 3, 1983. It was also the team record, topping Johnson's 94-yard touchdown run against the New York Jets on Dec. 17, 2012. The only other runs in franchise history of at least 90 yards were Johnson's 91-yard rush against the Houston Texans on Sept. 20, 2009 and a 91-yarder by Sid Blanks against the Jets on Dec. 13, 1964.

Henry's 99-yard touchdown run tied for the longest scrimmage play in NFL history. It was the 15th such play, including his and Dorsett's runs and 13 passing plays. The last 99-yard scrimmage play before Henry's was New York Giants wide receiver **Victor Cruz's** 99-yard reception from **Eli Manning** against the New York Jets on Dec. 24, 2011.

Longest runs from scrimmage in NFL history:

Player	Team	Date	Opponent	Rushing Yards
1. Derrick Henry	Tennessee	12/6/18	Jacksonville	99t
Tony Dorsett	Dallas	1/3/83	Minnesota	99t
3. Ronald Jones	Tampa Bay	11/15/20	Carolina	98t
Ahman Green	Green Bay	12/28/03	Denver	98t
5. Lamar Miller	Houston	11/26/18	Tennessee	97t
Lamar Miller	Miami	12/28/14	N.Y. Jets	97t
Andy Uram	Green Bay	10/8/39	Chi. Cardinals	97t
Bob Gage	Pittsburgh	12/4/49	Chi. Bears	97t

Henry scored on a three-yard run in the first quarter, a 99-yard run in the second quarter, a 16-yard run in the third quarter, and finally a 54-yard run in the third quarter. He tied the franchise record and became the third player in franchise history to rush for four touchdowns in a game, joining Earl Campbell (against Miami on Nov. 20, 1978) and Lorenzo White (against Cleveland on Dec. 9, 1990).

The only franchise player with more overall touchdowns in a game than Henry was Oilers running back **Billy Cannon**, who had five total touchdowns (three rushing, two receiving) at the New York Titans on Dec. 10, 1961. Henry became the first NFL player with four rushing touchdowns in a game since New England Patriots running back **Jonas Gray** at Indianapolis on Nov. 16, 2014.

Most rushing touchdowns in a game, franchise history:

Player	Date	Opponent	Rushing Touchdowns
1. Derrick Henry	12/6/18	Jacksonville	4
Lorenzo White	12/9/90	Cleveland	4
Earl Campbell	11/20/78	Miami	4
4. (several tied)			3

Additionally, Henry's rushing performance against the Jaguars accomplished the following:

- He became the ninth NFL player since 1975 with at least one 90-yard run and at least one 60-yard reception in his career. The others were **Tony Dorsett, Garrison Hearst, Tiki Barber, Chris Johnson, Jamaal Charles, Herschel Walker, Warrick Dunn** and **Adrian Peterson**.
- Henry became the seventh NFL player since the 1970 AFL-NFL merger with at least four rushing touchdowns and at least 200 rushing yards in a game, joining **Clinton Portis, Barry Sanders, Doug Martin, Jonas Gray, Mike Anderson** and **Corey Dillon**. Henry became the first to accomplish the feat in fewer than 20 carries (17).
- He matched former Titans running back **Chris Johnson** as the only players in NFL history with a rushing touchdown of at least 90 yards and a rushing touchdown of at least 50 yards in the same game. Johnson accomplished the feat against the Houston Texans on Sept. 20, 2009.
- His 24 points tied for the fourth-highest single-game total in franchise history, trailing only **Billy Cannon** (30 on Dec. 10, 1961), **Rob Bironas** (26 on Oct. 21, 2007) and **George Blanda** (26 on Sept. 18, 1960). **Earl Campbell** (Nov. 20, 1978) and **Lorenzo White** (Dec. 9, 1990) also had 24 points on four touchdowns in a single game.
- His 238 rushing yards and four rushing touchdowns were each the most in any Thursday Night Football game in history.

George's 449 yards during the team's run to Super Bowl XXXIV also established the franchise benchmark for most total rushing yards in a single postseason. Henry came within three yards of the mark in one fewer game.

Most rushing yards in a single postseason, franchise history:

Player	Season	Games	Rush Yards
1. Eddie George	1999	4	449
2. Derrick Henry	2019	3	446
3. Earl Campbell	1978	3	264
4. Steve McNair	1999	4	209
5. Derrick Henry	2017	2	184

Henry's 2019 playoff rushing yardage total ranked sixth in NFL history. It was the most by any NFL player since George's 1999 postseason.

Most total rushing yards in a single NFL postseason:

Player	Team	Season	Games	Rush Yards
1. John Riggins	Washington	1982	4	610
2. Terrell Davis	Denver	1997	4	581
3. Terrell Davis	Denver	1998	3	468
4. Marcus Allen	L.A. Raiders	1983	3	466
5. Eddie George	Tennessee	1999	4	449
6. Derrick Henry	Tennessee	2019	3	446
7. Thurman Thomas	Buffalo	1990	3	390
8. Natrone Means	Jacksonville	1996	3	358
9. Le'Veon Bell	Pittsburgh	2016	3	357
10. Freeman McNeil	N.Y. Jets	1982	3	349

RUSHING YARDS IN A SINGLE POSTSEASON

Derrick Henry accumulated 446 rushing yards during the 2019 playoffs. He had 182 yards on 34 carries in the wild card round at New England, followed by 195 yards on 30 attempts in the divisional round at Baltimore. In the AFC championship game, he had 69 yards on 19 rushing attempts.

Henry's average of 148.7 rushing yards per game ranked fourth in NFL history for players with at least two games played. Only a trio of Pro Football Hall of Fame members—Denver Broncos running back **Terrell Davis** (156.0 in 1998), Los Angeles Raiders running back **Marcus Allen** (155.3 in 1983) and Washington Redskins running back **John Riggins** (152.5 in 1982) have averaged more rushing yards in a single postseason than Henry.

In Titans/Oilers history, **Eddie George** established the previous record for average rushing yards in a single postseason during the 1999 playoffs. In four games, George carried the ball 108 times for 449 yards, or an average of 112.3 yards per contest.

Most rushing yards per game in a single NFL postseason (minimum two games):

Player	Team	Season	Games	Rush Yards	Per Game
1. Terrell Davis	Denver	1998	3	468	156.0
2. Marcus Allen	L.A. Raiders	1983	3	466	155.3
3. John Riggins	Washington	1982	4	610	152.5
4. Derrick Henry	Tennessee	2019	3	446	148.7
5. Eric Dickerson	L.A. Rams	1985	2	294	147.0
6. Terrell Davis	Denver	1997	4	581	145.3
7. Arian Foster	Houston	2011	2	285	142.5
8. Thurman Thomas	Buffalo	1990	3	390	130.0
9. Brian Westbrook	Philadelphia	2006	2	257	128.5
10. Fred Taylor	Jacksonville	1998	2	248	124.0

FRANCHISE PLAYOFF RUSHING LEADERS

In the 2021 postseason, **Derrick Henry** increased his career playoff totals to 732 rushing yards on 156 attempts. He is second on the franchise's all-time postseason rushing list behind only **Eddie George** (776).

Henry is tied with **Earl Campbell** for third place on the franchise's all-time postseason leaderboard with four rushing touchdowns, trailing **Steve McNair** (six) and George (five).

Franchise career postseason rushing leaders:

Player	Games	Att	Yards	Avg	TD
1. Eddie George	9	206	776	3.8	5
2. Derrick Henry	7	156	732	4.7	4
3. Earl Campbell	6	135	420	3.1	4
4. Steve McNair	9	54	349	6.5	6
5. Lorenzo White	7	76	264	3.5	1





RUSHING YARDS IN A TITANS PLAYOFF GAME

On Jan. 4, 2020, **Derrick Henry** rushed for 182 yards and one touchdown on 34 attempts in a wild card playoff victory at New England. In doing so, he set a new franchise single-game postseason record for rushing yards in a game, surpassing **Eddie George's** 162 yards at Indianapolis on Jan. 16, 2000.

One week later, on Jan. 11, 2020, Henry broke his own record, going for 195 rushing yards on 30 carries at Baltimore.

Henry now owns two of the top three rushing games in franchise postseason history.

Most single-game rushing yards in franchise postseason history:

Player	Date	Opp	Att	Yds	Avg	TD
1. Derrick Henry	1/11/20	at Bal	30	195	6.5	0
2. Derrick Henry	1/4/20	at NE	34	182	5.4	1
3. Eddie George	1/16/00	at Ind	26	162	6.2	1
4. Derrick Henry	1/6/18	at KC	23	156	6.8	1
5. Earl Campbell	12/31/78	at NE	27	118	4.4	1
6. Eddie George	1/8/00	Buf	29	106	3.7	0
7. Eddie George	1/30/00	StL (SB)	28	95	3.4	2

SCRIMMAGE YARDS IN A TITANS PLAYOFF GAME

Derrick Henry's 182 rushing yards and 22 receiving yards in the team's wild card playoff victory at New England on Jan. 4, 2020 gave him a franchise-record 204 scrimmage yards.

Henry broke his own record of 191 scrimmage yards in a wild card playoff contest at Kansas City on Jan. 6, 2018 (156 rushing, 35 receiving).

On Jan. 11, 2020, one week after establishing the current record, Henry had 202 scrimmage yards (195 rushing, seven receiving) at Baltimore, giving him the three biggest scrimmage yards totals in franchise postseason history.

Prior to Henry, the organization record stood for 57 years. It was set on Jan. 1, 1961, when **Billy Cannon** had 178 scrimmage yards against the Los Angeles Chargers.

Most single-game scrimmage yards in franchise postseason history:

Player	Date	Opp	Rush Yards	Rec Yards	Scrim Yards
1. Derrick Henry	1/4/20	at NE	182	22	204
2. Derrick Henry	1/11/20	at Bal	195	7	202
3. Derrick Henry	1/6/18	at KC	156	35	191
4. Billy Cannon	1/1/61	LAC	50	128	178
5. Eddie George	1/16/00	at Ind	162	14	176
6. Eddie George	1/7/01	Bal	91	52	143
7. Ernest Givins	12/31/89	at Pit	0	136	136

MORE TITANS RUNNING BACKS

23 - RB TRENTON CANNON

5-11, 185, 5th Year, Virginia State

- Trenton Cannon was signed by the Titans as an unrestricted free agent on March 16, 2022.
- Prior to his arrival in Tennessee, Cannon appeared in 46 NFL games with the New York Jets (2018-19), Carolina Panthers (2020), Baltimore Ravens (2021) and San Francisco 49ers (2021). His totals during those four NFL seasons included 38 special teams tackles, including a team-best 16 special teams stops during his rookie campaign with the Jets. As a kickoff returner, he averaged 23.2 yards on 32 returns, including a 98-yard return for the Panthers in 2020. His rushing totals included 51 attempts for 150 yards and a touchdown, and he added 20 receptions for 160 yards.
- In 2021, he played in 11 games with San Francisco and ranked second on the team with 10 special teams tackles.
- Cannon entered the league as sixth-round selection (204th overall) by the Jets in 2018.
- As a college player, he totaled 4,035 rushing yards and 44 touchdowns during a three-year career at Virginia State.

2022 Game Notes:


- Placed on injured reserve on Sept. 21, 2022.



44 - FB TORY CARTER

6-0, 229, 2nd Year, Louisiana State


- Tory Carter was signed by the Titans as an undrafted free agent on May 14, 2021. He spent the first seven games of the 2021 season on the practice squad before being signed to the 53-man roster on Oct. 30.
- In 2021, he appeared in eight games with two starts before landing on injured reserve to finish the season. He recorded two special teams tackles and one fumble recovery on special teams.
- A native of Valdosta, Ga., he appeared in 42 games with six starts at fullback/tight end over four seasons at Louisiana State (2017-20) and caught 16 passes for 157 yards and two touchdowns.
- As a senior in 2020, Carter saw action in seven games with one start at fullback and caught four passes for 42 yards, including a long of 15.



25 - RB HASSAN HASKINS

6-2, 228, Rookie, Michigan

- Hassan Haskins was selected by the Titans in the fourth round (131st overall) of the 2022 NFL Draft.
- During four seasons at Michigan (2018-21), Haskins appeared in 36 career games with 22 starts and carried the ball 452 times for 2,324 yards (5.1 avg.) and 30 touchdowns.
- Named 2021 first-team All-Big Ten and earned honorable mention all-conference in 2019 and 2020. Registered 10 career 100-yard rushing games.
- Had only 26 negative rushing yards his entire career and did not fumble in 452 rushing attempts.
- As a senior in 2021, started all 14 games and carried the ball 270 times for 1,327 yards and a school-record 20 rushing touchdowns. Added 18 receptions for 131 yards. Posted four 150-yard rushing efforts and six overall games with more than 100 rushing yards.
- Tied a Michigan single-game record with five rushing touchdowns and registered a career-best 169 rushing yards against Ohio State on Nov. 27, 2021.
- He is a native of St. Louis, Mo.



2022 Game Notes:

- **Against New York Giants (9/11)**, made his NFL debut.
- **At Buffalo (9/19)**, led the team with 37 rushing yards on nine attempts. He added a reception for no gain and a team-high two kickoff returns for 40 yards (long of 20).
- **At Indianapolis (10/2)**, averaged 26.3 yards on four kickoff returns, including a 37-yard kickoff return in the second quarter.
- **At Houston (10/30)**, led the team with three special teams tackles and added a 17-yard kickoff return.
- **At Kansas City (11/6)**, returned four kickoffs 72 yards (18.0 avg.), had one rushing attempt for five yards, and led the team with four special teams

tackles. He became the first Titans player with four total special teams tackles in a game since Matthias Farley against New Orleans on Nov. 14, 2021. He was the first offensive player for the Titans with four special teams tackles in a game since tight end Craig Stevens had four against the Buffalo Bills on Nov. 15, 2009.

40 - RB DONTRELL HILLIARD

5-11, 202, 5th Year, Tulane

- Dontrell Hilliard was originally signed to the Titans practice squad on Oct. 27, 2021 and was signed to the 53-man roster on Nov. 23, 2021.
- In 2021, he appeared in eight games with five starts. He set career highs with 56 rushing attempts and 350 rushing yards and tied a career high with a pair of rushing touchdowns. He added 87 yards on a career-high 19 receptions and added eight kickoff returns for 177 yards (22.1 avg.). In the team's divisional playoff game, he had three receptions for 13 yards and one kickoff return for 26 yards.
- Prior to joining the Titans, Hilliard appeared in 32 games over three seasons with stops in Cleveland (2018-20) and Houston (2020). He rushed 22 times for 97 yards and two touchdowns, also registering 22 receptions for 199 yards. As a returner, he posted a 7.1-yard average on 15 punt returns and 23.1-yard average on 23 kickoff returns.
- In 2020, Hilliard recorded nine rushes for 48 yards and returned seven kickoffs for 125 yards while with the Browns and Texans.
- He originally signed with the Cleveland Browns as a rookie free agent on May 4, 2018.
- As a college player at Tulane, Hilliard played in 47 games and rushed for 2,948 yards and 30 touchdowns.

2022 Game Notes:

- **Against New York Giants (9/11)**, totaled three receptions and set career highs with 61 receiving yards and two touchdowns. He added two carries for eight yards. He notched his first career touchdown reception in the first quarter on a seven-yard pass from Ryan Tannehill, and added his second touchdown in the third quarter on a 23-yard catch. He became the first Titans running back with two or more touchdown receptions in a game since DeMarco Murray had two touchdown catches against the Minnesota Vikings on Sept. 11, 2016. He also had a 31-yard reception to convert a third down in the second quarter. It was the longest reception of his career.
- **At Indianapolis (10/2)**, tied for the team lead with four receptions for 18 yards.
- **At Washington (10/9)**, tied for the team lead with four receptions for 23 yards, including a touchdown. He scored the game's first points with a 13-yard touchdown reception in the first quarter.
- **Against Indianapolis (10/23)**, started with Derrick Henry in a two-back set and had one rushing attempt for four yards.
- **At Houston (10/30)**, carried the ball eight times for 83 yards, the second-best rushing yardage total of his career. He added one reception for 12 yards to give him 95 scrimmage yards, the second-highest amount of his career. He posted rushing attempts of 21 yards and 30 yards during the same drive in the third quarter to help set up a Titans touchdown.




TITANS TIGHT ENDS

No.	Name	Ht	Wt	Exp	College
81	Hooper, Austin	6-4	254	7	Stanford
85	Okonkwo, Chig	6-3	238	R	Maryland
86	Rader, Kevin	6-4	250	2	Youngstown State
87	Swaim, Geoff	6-4	260	8	Texas

#81 • TE AUSTIN HOOPER

6-4, 254, 7th Year, Stanford

[Click for complete bio](#)



Tight end **Austin Hooper** is in his seventh NFL season and his first campaign with the Titans in 2022. He was signed by the Titans as a free agent during the 2022 offseason.

Prior to his arrival in Tennessee, Hooper accumulated 298 receptions for 3,024 yards with 23 touchdowns during his time with the Atlanta Falcons (2016-19) and Cleveland Browns (2020-21), registering at least three touchdowns in each of his first six seasons.

The two-time Pro Bowl selection was originally selected by the Falcons in the third round (81st overall) of the 2016 NFL Draft. After his rookie season in 2016, he ranked first among his team's tight ends in receptions each season from 2017 to 2021.

In 2021, Hooper started a career-high 16 games and collected 38 receptions for 345 yards with three touchdowns. The only game he missed was due to time on the reserve/COVID-19 list.

Hooper's first season in Cleveland was 2020. He started 13 games and hauled in 46 passes for 435 yards with four touchdowns during the regular season. In the postseason, he started both contests and registered nine receptions for 62 yards and a score.

In 2019, Hooper enjoyed the most productive season of his career in his final campaign with the Falcons. He generated career-bests of 75 receptions, 787 receiving yards and six touchdown catches.

The San Mateo, Calif., native appeared in 27 games in his two seasons playing at Stanford, where he caught 74 passes for 937 yards and eight touchdowns during his career. As a sophomore in 2015, he was a Mackey Award finalist and was selected to the All-Pac-12 first team after recording 34 catches for 438 yards and six touchdowns.

2022 Game Notes:

- **Against New York Giants (9/11)**, posted one reception for six yards in his first game with the Titans.
- **At Buffalo (9/19)**, registered his 300th career reception, a 19-yard catch in the first quarter. He became the 26th tight end since the 1970 NFL-AFL merger to reach the 300-catch and 3,000-yard receiving marks within his first 90 career games. Additionally, he joined Travis Kelce, Zach Ertz and George Kittle as the only NFL tight ends with a minimum of 300 receptions and 3,000 receiving yards since the beginning of the 2016 season.
- **Against Las Vegas (9/25)**, caught two passes for 19 yards and also recovered an onside kick late in the fourth quarter to cement the team's victory.
- **At Indianapolis (10/2)**, registered one catch for four yards on third down to extend a touchdown drive.
- **At Washington (10/9)**, converted a third down with a seven-yard catch in the third quarter, leading to the go-ahead touchdown two plays later.
- **Against Indianapolis (10/23)**, led the team with 56 receiving yards and tied for the team lead with three receptions. During a drive in the second half that ended with a field goal, he registered a 14-yard catch to convert a third-and-10 and made a 23-yard grab in traffic four plays later. He added a juggling 19-yard reception to convert a third-and-six in the fourth quarter, leading to a Titans field goal.
- **At Houston (10/30)**, caught one pass for five yards.
- **At Kansas City (11/6)**, led the team with two receptions for 34 yards. He contributed a 16-yard reception and an 18-yard reception during separate touchdown drives in the second quarter.



➤ **Against Denver (11/13)**, tied for the team lead with five receptions for 41 yards. He converted a third-and-11 with a 17-yard catch in the fourth quarter.

Hooper's Career Regular Season Statistics:

Year	Team	GP	GS	Rec	Yds	Avg	Lg	TD
2016	Atl	14	3	19	271	14.3	44	3
2017	Atl	16	8	49	526	10.7	88t	3
2018	Atl	16	7	71	660	9.3	36	4
2019	Atl	13	10	75	787	10.5	35	6
2020	Cle	13	13	46	435	9.5	36	4
2021	Cle	16	16	38	345	9.1	34	3
2022	Ten	9	1	17	191	11.2	23	0
Totals		97	58	315	3,215	10.2	88t	23

Hooper's Career Postseason Statistics:

Year	Team	GP	GS	Rec	Yds	Avg	Lg	TD
2016	Atl	3	1	6	65	10.8	19t	1
2017	Atl	2	2	4	18	4.5	5	0
2020	Cle	2	2	9	62	6.9	11	1
Playoff Totals		7	5	19	145	7.6	19t	2

Hooper's Regular Season Single-Game Highs:

- Receptions** - 10 at Cleveland (11/11/18)
- Receiving Yards** - 130 vs. Tennessee (9/29/19)
- Long Reception** - 88t at Chicago (9/10/17)
- Touchdowns** - 2 at Indianapolis (9/22/19)

Hooper's Playoff Single-Game Highs:

- Receptions** - 7 at Pittsburgh (1/10/21)
- Receiving Yards** - 46 at Pittsburgh (1/10/21)
- Long Reception** - 19t vs. New England (2/5/17)
- Touchdowns** - 1 (Twice, last at Pittsburgh, 1/10/21)

RECEPTIONS BY TIGHT ENDS SINCE 2016

Since entering the NFL as a third-round pick in 2016, **Austin Hooper** has been one of the league's most productive tight ends. Since 2016, only three tight ends—**Travis Kelce**, **Zach Ertz** and **George Kittle**—have more catches than him.

Most receptions by a tight end since 2016:

Player	Receptions
1. Travis Kelce	628
2. Zach Ertz	513
3. George Kittle	364
4. Austin Hooper	315
5. Mark Andrews	305
6. Kyle Rudolph	299
7. Evan Engram	298
8. Darren Waller	284
9. Jared Cook	280
10. Eric Ebron	279
Jimmy Graham	279

STREAKS OF 3+ RECEIVING TOUCHDOWNS

Tight end **Austin Hooper** has had a minimum of three touchdown receptions in every season since entering the NFL in 2016. Among tight ends, only **Travis Kelce** (eight seasons) holds a longer active streak.

Most consecutive seasons by tight ends with at least three touchdown receptions entering 2022:

Player	Consecutive Seasons
1. Travis Kelce	8
2. Austin Hooper	6
3. Jared Cook	4
Mark Andrews	4
Dallas Goedert	4
6. (five tied)	3

MORE TITANS TIGHT ENDS

85 - TE CHIG OKONKWO
6-3, 238, Rookie, Maryland



➤ Chig Okonkwo (pronounced "CHIGG oh-KAHN-kwoh") was selected by the Titans in the fourth round (143rd overall) of the 2022 NFL Draft.

➤ The Powder Springs, Ga., native appeared in 37 games with 20 starts over four seasons (2018-21) at Maryland and caught 77 passes for 717 yards and eight touchdowns. Okonkwo also added three carries for 72 yards and three touchdowns, including a career-long rush of 54 yards.

➤ As a senior in 2021, started all 13 games and posted career-high marks with 52 catches for 447 yards and a team-leading five touchdowns. His 52 receptions ranked second in Terrapins history for a single season by a tight end, behind only former Titans tight end Frank Wycheck (58 in 1990). Okonkwo's 447 receiving yards were the most by a Terps tight end in a season since Vernon Davis (871 in 2005).

➤ He sat out the 2020 season with myocarditis due to COVID-19.

➤ He saw action in 12 games (four starts) as a freshman and 12 games (three starts) as a sophomore.

2022 Game Notes:

➤ **Against New York Giants (9/11)**, made his NFL debut and recorded his first career reception in the fourth quarter, picking up 11 yards on a pass from Ryan Tannehill.

➤ **At Indianapolis (10/2)**, registered his first career start and caught three passes for 38 yards and a touchdown. He picked up 23 yards in the first quarter on his second career reception and scored his first career touchdown in the second quarter on an eight-yard pass from Ryan Tannehill. With less than two minutes remaining in the fourth quarter, he helped seal the victory with a seven-yard catch on third-and-four. It allowed the Titans to kneel on the ball to close out the win.

➤ **At Houston (10/30)**, caught one pass for three yards.

➤ **At Kansas City (11/6)**, had a 48-yard reception in the first quarter, his longest reception through eight career games. It was the longest reception by a Titans tight end since Jonnu Smith's 63-yard catch against Jacksonville on Sept. 20, 2020. He made an athletic play and helped flip field position by keeping a Ryan Stonehouse 57-yard punt out of the end zone that was then downed at the Chiefs' three-yard line in the second quarter.



➤ **Against Denver (11/13)**, posted a 41-yard reception to convert a third-and-four in the fourth quarter. He joined A.J. Brown (three times) as the only Titans players since the beginning of 2011 to have a reception of at least 40 yards in back-to-back games, and he became the Titans' first tight end to accomplish the feat since at least the beginning of the 2000 campaign.

86 - TE KEVIN RADER

6-4, 250, 2nd Year, Youngstown State

➤ Kevin Rader was signed by the Titans to the practice squad on Sept. 1, 2022 and signed to the 53-man roster on Sept. 22, 2022.

➤ Prior to joining the Titans, Rader appeared in seven career NFL games, all with the Pittsburgh Steelers. His totals included two receptions for eight yards and three special teams tackles.

➤ In 2021, Rader registered six games played, one start and two receptions for eight yards with the Steelers.


➤ After originally entering the NFL as an undrafted free agent with the Green Bay Packers in 2018, Rader spent the majority of 2019 and 2020 on the Steelers practice squad.

➤ A native of Pittsburgh, Pa., Rader played 42 games for Youngstown State University, totaling 44 receptions for 601 yards and four touchdowns during his college career.

2022 Game Notes:

➤ **Against Las Vegas (9/25)**, made his Titans debut.

➤ **At Washington (10/9)**, led the team with a career-high three special teams tackles.



87 - TE GEOFF SWAIM

6-4, 260, 7th Year, Texas

➤ Swaim was signed by the Titans prior to the start of the 2020 season.

➤ In 2021, he established career highs with 16 games played, 16 starts, 31 receptions and three touchdown catches. His 210 receiving yards ranked second in his career. He also started the team's divisional playoff contest.

➤ Originally a seventh-round pick by the Cowboys in the 2015 NFL Draft, Swaim played in 43 total games over five seasons with the Cowboys (2015-18) and the Jaguars (2019). His career totals in that time included 48 catches for 401 yards and a touchdown in his career.

➤ In 2020, he appeared in 10 games (eight starts) in his first season in Tennessee. He produced nine receptions for 83 yards and one touchdown and helped block for Derrick Henry's 2,027-yard rushing season. Swaim started one playoff game with one reception for five yards.


➤ As a senior at the University of Texas, he started all 13 games, spending most of his time helping block for a running game that rushed for 1,786 yards and seven touchdowns. He totaled 13 catches for 84 yards.

➤ A native of Chico, Calif., Swaim played at Butte College in Oroville, Calif., for two years prior to transferring to Texas.

2022 Game Notes:

➤ **Against New York Giants (9/11)**, tied for second on the team with three receptions, totaling 19 yards.

➤ **Against Las Vegas (9/25)**, totaled 19 yards and a touchdown on three receptions. He registered his first touchdown catch of the season on a two-yard pass from Ryan Tannehill in the first quarter.



TITANS WIDE RECEIVERS

No.	Name	Ht	Wt	Exp	College
16	Burks, Treyton	6-2	225	R	Arkansas
19	Conley, Chris	6-3	205	8	Georgia
8	Hollister, Cody	6-4	220	3	Arkansas
13	McMath, Racey (IR)	6-3	217	2	Louisiana State
18	Philips, Kyle (IR)	5-11	189	R	UCLA
15	Westbrook-Ikhine, Nick	6-2	211	3	Indiana
2	Woods, Robert	6-0	195	10	Southern California

#16 • WR TREYLON BURKS

6-2, 225, Rookie, Arkansas

[Click for complete bio](#)



Wide receiver **Treyton Burks** was selected by the Titans in the first round (18th overall) of the 2022 NFL Draft.

In three seasons (2019-21) at the University of Arkansas, Burks appeared in 32 career games with 30 starts. He totaled 146 receptions for 2,399 yards and 18 touchdowns to go along with 32 rushing attempts for 222 yards and one score. He returned 13 punts for 134 yards (10.3-yard average) and returned 11 kickoff returns for 226 yards (20.5 avg.).

At the conclusion of his collegiate career, he ranked sixth in Razorbacks history in career receptions and receiving yards, and his touchdown reception total tied for fifth all-time. He set an Arkansas record with 10 career 100-yard receiving games, including a school-record six 100-yard receiving performances in his final year.

Burks earned All-SEC honors in each of his three seasons: in 2019, second-team All-SEC as a returner and All-Freshman as a receiver; second-team All-SEC in 2020; and first-team All-SEC in 2021.

The Warren, Ark., native was drafted with the highest pick of any Arkansas player since **Darren McFadden** was taken fourth overall in 2008, and Burks was the first Arkansas wide receiver to be selected in the first round since **Matt Jones** was taken 21st overall by Jacksonville in 2006.

As a junior in 2021, Burks was named first-team All-SEC after totaling 66 receptions (seventh in the SEC) for 1,104 yards (fourth) and 11 touchdowns (fourth). His 92.0 receiving yards per game ranked third in the SEC behind only **Jameson Williams** (104.8) and **Wan'Dale Robinson** (102.6).

As a sophomore in 2020, he was named second-team All-SEC after contributing 51 receptions for 820 yards and seven touchdowns. His 91.1 receiving yards per game ranked third in the SEC behind only **Elijah Moore** (149.1) and **DeVonta Smith** (142.8).

2022 Game Notes:

➤ **Against New York Giants (9/11)**, made his NFL debut and caught three passes for 55 yards. He tied for second place on the team in receptions. Since 1970, his 55 receiving yards ranked sixth among Titans/Oilers rookies



and first-year players in a Week 1 game. He picked up 20 yards and a first down on his first NFL reception in the first quarter. The catch led to a Titans touchdown on the next play. He also recorded a 27-yard catch in the third quarter.

- **At Buffalo (9/19)**, registered his first career start. He led the team with 47 receiving yards and tied for the team lead with four receptions.
- **Against Las Vegas (9/25)**, caught one pass for 13 yards and added eight yards on a rushing attempt.
- **At Indianapolis (10/2)**, caught two passes for 14 yards and added a four-yard rushing attempt for a first down before exiting the contest with an injury in the fourth quarter.
- Placed on injured reserve on Oct. 8, 2022.
- Activated from injured reserve on Nov. 12, 2022.
- **Against Denver (11/13)**, returned to action after missing four games on injured reserve. He totaled 24 yards on three receptions, including a 15-yard grab.

Burks' 2022/Career Regular Season Statistics:

Year	Team	GP	GS	Rec	Yds	Avg	Lg	TD
2022	Ten	5	2	13	153	11.8	27	0

Burks' Regular Season Single-Game Highs:

- Receptions** - 4 at Buffalo (9/19/22)
- Receiving Yards** - 55 vs. N.Y. Giants (9/11/22)
- Long Reception** - 27 vs. N.Y. Giants (9/11/22)

Burks' Career College Statistics:

Year	Team	GP	GS	Rec	Yds	Avg	Lg	TD
2019	Ark	11	9	29	475	16.4	38	0
2020	Ark	9	9	51	820	16.1	68t	7
2021	Ark	12	12	66	1,104	16.7	91t	11
Totals		32	30	146	2,399	16.4	91t	18

#15 • WR NICK WESTBROOK-IKHINE

6-2, 211, 3rd Year, Indiana

[Click for complete bio](#)



Wide receiver **Nick Westbrook-Ikhine** is in his third NFL season in 2022. He was originally signed by the Titans as a rookie free agent on May 7, 2020.

In 2021, Westbrook-Ikhine appeared in 16 games with seven starts. He ranked second on the team and set career highs with 38 receptions, 476 receiving yards and four touchdown catches, and he added three tackles on special teams. Westbrook-Ikhine was named the team's 2021 recipient of the Ed Block Courage Award.

As a rookie in 2020, he appeared in 14 games with one start and totaled three receptions for 33 yards, two special teams tackles and one reception for a two-point conversion. In one playoff game, he registered two catches for 17 yards and a special teams tackle.

A native of Lake Mary, Fla., he appeared in 52 games with 36 starts at Indiana University, where he totaled 144 receptions for 2,226 yards with 16 touchdowns over four seasons. He ranked sixth in school history in catches, seventh in yardage and touchdowns, and tied for seventh in 100-yard receiving games (six). He became the seventh Hoosier to reach 125 receptions and 2,000 yards. As a senior in 2019, he caught 42 passes for 572 yards and five touchdowns.

2022 Game Notes:

- **Against New York Giants (9/11)**, caught one pass for 13 yards.
- **At Buffalo (9/19)**, registered one reception for 13 yards to help set up a Titans touchdown on the following play.
- **Against Las Vegas (9/25)**, caught three passes for 40 yards (long of 15), earning a first down on each of his receptions.
- **At Washington (10/9)**, led the team with 72 receiving yards on a pair of receptions. He helped set up the go-ahead touchdown with a 61-yard reception in the third quarter, tallying the longest catch of his career.
- **Against Denver (11/13)**, led the team and set career highs with 119 yards and two touchdowns on five receptions (tied for team lead). It was his second career 100-yard receiving game. In the first quarter, he gained 25 yards on a catch. In the second quarter, he caught a nine-yard touchdown pass from Ryan Tannehill to cap a drive in which he totaled three catches for 31 yards. In the third quarter, he recorded a career-long 63-yard touchdown pass on a flea-flicker, topping his previous long of 61 yards at Washington on Oct. 9, 2022. It was the team's longest reception since Corey Davis' 75-

yard touchdown against Detroit on Dec. 20, 2020.

Westbrook-Ikhine's Career Regular Season Statistics:

Year	Team	GP	GS	Rec	Yds	Avg	Lg	TD
2020	Ten	14	1	3	33	11.0	19	0
2021	Ten	16	7	38	476	12.5	46	4
2022	Ten	9	7	12	257	21.4	63t	2
Totals		39	15	53	766	14.5	63t	6

Westbrook-Ikhine's Career Postseason Statistics:

Year	Team	GP	GS	Rec	Yds	Avg	Lg	TD
2020	Ten	1	0	2	17	8.5	12	0
2021	Ten	1	0	0	0	-	0	0
Totals		2	0	2	17	8.5	12	0

Westbrook-Ikhine's Regular Season Single-Game Highs:

- Receptions** - 7 vs. Houston (11/21/21)
- Receiving Yards** - 119 vs. Denver (11/13/22)
- Long Reception** - 63t vs. Denver (11/13/22)
- Receiving Touchdown** - 2 vs. Denver (11/13/22)


Westbrook-Ikhine's Playoff Single-Game Highs:

- Receptions** - 2 vs. Baltimore (1/10/21)
- Receiving Yards** - 17 vs. Baltimore (1/10/21)
- Long Reception** - 12 vs. Baltimore (1/10/21)

#2 • WR ROBERT WOODS

6-0, 195, 10th Year, Southern California

[Click for complete bio](#)



Wide receiver **Robert Woods** is in his 10th NFL season and his first campaign with the Titans in 2022. He was acquired in a March 2022 trade in which the Titans sent a 2023 sixth-round draft pick to the Los Angeles Rams in exchange for Woods.

Prior to arriving in Tennessee, Woods produced 570 receptions for 7,077 yards with 35 touchdown catches in 125 career games. He added 74 rushing attempts for 507 yards and five scores.

Woods entered the league as a second-round pick of the Buffalo Bills in the 2013 NFL Draft out of Southern California and spent his first four NFL seasons with the club. In 57 games with the Bills, he caught 203 passes for 2,451 yards and 12 touchdowns.

In 2017, he went to Los Angeles as an unrestricted free agent and in the next five years totaled 367 receptions for 4,626 yards and 23 receiving for the Rams, culminating with the Rams' Super Bowl LVI championship to conclude the 2021 season.

Woods missed the final eight games of the 2021 regular season and the entire postseason due to a knee injury, but prior to being placed on injured reserve he registered 45 catches for 556 yards and four touchdowns.

In 2020, Woods tied a career-best with 90 receptions for 936 yards with six touchdowns. It was his second consecutive season with 90 catches after reaching the mark in 2019.

In 2018, Woods posted 86 receptions for a career-high 1,219 yards with six touchdowns in his first season with the Rams. His six touchdown catches also established a career high.

The Gardena, Calif., native started all 38 games in his three-year career at the University of Southern California and finished his career as the Trojans' all-time leader with 252 receptions. He placed eighth in program history with 2,930 receiving yards and second with 32 receiving touchdowns.

2022 Game Notes:

- **Against New York Giants (9/11)**, made his Titans debut and caught one pass for 13 yards in the first quarter.
- **At Buffalo (9/19)**, tied for the team lead with four receptions for 39 yards, including a 17-yard catch.
- **Against Las Vegas (9/25)**, led the team with 85 receiving yards on four catches, including a 41-yard reception in the first quarter. He also handled punt returns, totaling 21 yards on one attempt. His 85 receiving yards made up his highest total since a 98-yard outing against the Titans as a member of the Los Angeles Rams on Nov. 7, 2021.
- **At Indianapolis (10/2)**, tied for the team lead with four receptions for 30 yards, including a touchdown catch. He scored his first touchdown in a



- Titans uniform on a seven-yard pass from Ryan Tannehill in the first quarter.
- **At Washington (10/9)**, tied for the team lead with four receptions for 37 yards, producing his fourth consecutive game with at least four receptions.
 - **Against Indianapolis (10/23)**, tied for the team lead with three receptions for 26 yards.
 - **At Houston (10/30)**, led the team with two receptions and 26 receiving yards, and he totaled 40 yards on four punt returns, including a 16-yarder that was the second-longest punt return of his career. Late in the fourth quarter, he recovered an onside kick late to seal the victory.
 - **At Kansas City (11/6)**, returned two punts for 11 yards.
 - **Against Denver (11/13)**, caught two passes for 10 yards.

Woods' Career Regular Season Statistics:

Year	Team	GP	GS	Rec	Yds	Avg	Lg	TD
2013	Buf	14	14	40	587	14.7	57	3
2014	Buf	16	15	65	699	10.8	37	5
2015	Buf	14	9	47	552	11.7	37	3
2016	Buf	13	10	51	613	12.0	34	1
2017	LAR	12	11	56	781	13.9	94t	5
2018	LAR	16	16	86	1,219	14.2	39t	6
2019	LAR	15	15	90	1,134	12.6	48	2
2020	LAR	16	16	90	936	10.4	56t	6
2021	LAR	9	9	45	556	12.4	28	4
2022	Ten	9	7	24	266	11.1	41	1
Totals		134	122	594	7,343	12.4	94t	36

Woods' Career Postseason Statistics:

Year	Team	GP	GS	Rec	Yds	Avg	Lg	TD
2017	LAR	1	1	9	142	15.8	38	0
2018	LAR	3	3	17	172	10.1	18	0
2020	LAR	2	2	12	96	8	20	1
2021	LAR	0	0		Injured Reserve			
Playoff Totals		6	6	38	410	10.8	38	1

Woods' Regular Season Single-Game Highs:

- Receptions** - 13 (Twice, last at Arizona 12/1/19)
- Receiving Yards** - 172 at Arizona (12/1/19)
- Long Reception** - 94t vs. Houston (11/12/17)
- Receiving Touchdowns** - 2 (Three times, last vs. L.A. Chargers, 9/23/18)
- Rushes** - 4 (Twice, last vs. Chicago, 10/26/20)
- Rushing Yards** - 53 at Seattle (10/7/18)
- Long Rush** - 56 at Seattle (10/7/18)
- Rushing Touchdowns** - 1 (Five times, last at Houston, 10/31/21)

Woods' Playoff Single-Game Highs:

- Receptions** - 9 vs. Atlanta (1/6/18)
- Receiving Yards** - 142 vs. Atlanta (1/6/18)
- Long Reception** - 38 vs. Atlanta (1/6/18)
- Receiving Touchdowns** - 1 at Seattle (1/9/21)
- Rushes** - 2 at New Orleans (1/20/19)
- Rushing Yards** - 9 vs. Dallas (1/12/19)
- Long Rush** - 9 vs. Dallas (1/12/19)

RECEPTIONS PER GAME, 2017-2021

During his five-year tenure with the Los Angeles Rams, **Robert Woods** registered 367 catches for 4,626 yards and 23 touchdowns in 68 games. His 5.4 receptions per game tied for the 11th-best figure in the NFL among qualifiers during that time (minimum 50 games).

Most receptions per game, 2017-2021 (minimum 50 games):

Player	Games	Receptions	Receptions per Game
1. Michael Thomas	55	418	7.6
2. Davante Adams	71	506	7.1
3. DeAndre Hopkins	72	472	6.6
4. Keenan Allen	78	509	6.5
5. Christian McCaffrey	58	357	6.2
Travis Kelce	78	480	6.2
7. Cooper Kupp	71	433	6.1
8. Stefon Diggs	77	459	6.0
9. Julio Jones	66	382	5.8
10. Tyreek Hill	75	418	5.6
11. Robert Woods	68	367	5.4
Adam Thielen	70	375	5.4

7,000 RECEIVING/500 RUSHING YARDS

In 2021, **Robert Woods** moved past the 7,000-yard career receiving mark and the 500-yard career rushing mark. In doing so, he joined **Jerry Rice** and **Andre Reed** as the only wide receivers since the 1970 NFL-AFL merger to reach both numbers in a career.

Wide receivers from 1970 to 2021 with 7,000 receiving yards and 500 rushing yards:

Player	Years	Receiving Yards	Rushing Yards
Jerry Rice	1985-2004	22,895	645
Andre Reed	1985-2000	13,198	500
Robert Woods	2013-2021	7,077	507

MORE TITANS WIDE RECEIVERS

19 - WR CHRIS CONLEY

6-3, 205, 8th Year, Georgia


- Chris Conley was signed by the Titans off the Kansas City Chiefs' practice squad on Oct. 25, 2022.
- Prior to joining the Titans, he totaled 102 games and 62 starts during his time with the Chiefs (2015-18), Jacksonville Jaguars (2019-20) and Houston Texans (2021-22), totaling 213 receptions for 2,807 yards and 15 touchdowns.
- He also appeared in five total playoff games before arriving in Tennessee (two starts), totaling eight receptions
- In 2021, he appeared in 16 games for the Texans with 10 starts and tallied 22 catches for 323 yards and a pair of touchdowns.
- With the Jaguars in 2019, he set career highs with 47 receptions and 775 receiving yards and matched his career high of five touchdowns.
- A native of Dallas, Ga., he played four seasons at the University of Georgia and totaled 177 receptions for 1,938 yards and 20 touchdowns.
- **2022 Game Notes:**
- **At Houston (10/30)**, made his Titans debut.



8 - WR CODY HOLLISTER

6-4, 216, 3rd Year, Arkansas

- Cody Hollister joined the Titans in 2019 and has spent most of his time since then on the team's practice squad and active roster.
- In 2021, he spent the final seven games of the regular season and the postseason on the Titans practice squad. He appeared in three games with one start, totaling 33 yards on four receptions.
- In 2020, Hollister spent the majority of the season on the practice squad after initially making the 53-man roster in Week 1. He appeared in two total games and caught one pass for 12 yards.
- He initially signed with the Titans as a free agent following a tryout during



2019 rookie minicamp. During the 2019 season he appeared in five games and posted two catches for 13 yards on the season.

- Originally signed by the New England Patriots as an undrafted free agent following the 2017 NFL Draft.
- The Bend, Ore., native played in 29 games with 12 starts at Arkansas and caught 27 passes for 342 yards and a touchdown. Also rushed twice for 48 yards and one score.

2022 Game Notes:

- **Against Indianapolis (10/23)**, tied his career high with two receptions and set a new career high with 32 receiving yards. It was his third career game with a pair of receptions (last at New England on Nov. 28, 2021). His previous single-game high for receiving yards was 22 at New England on Nov. 28, 2021. He recorded the longest catch of his career on a 27-yard pass from Ryan Tannehill in the first quarter, leading to a Titans field goal. His previous long reception was a 22-yarder at New England on Nov. 28, 2021.

13 - WR RACEY McMATH
6-3, 217, 2nd Year, Louisiana State



- The Titans selected Racey McMATH with the 205th overall pick in the sixth round of the 2021 NFL Draft.
- In 2021, he caught two passes for eight yards and added four special teams tackles in nine games.
- A native of New Orleans, La., he spent four seasons at LSU, appearing in 34 total games with six starts, 33 receptions for 522 yards and four touchdowns. He was a key contributor during the Tigers' 2019 national championship campaign.
- As a senior (2020), started all six games in which he appeared and caught 14 passes for 195 yards and one touchdown. Added a pair of special teams tackles and a forced fumble.
- In 2019, he appeared in 14 games producing career highs with 17 receptions, 285 receiving yards and three touchdowns during a national championship season.
- He is a native of New Orleans, La.

2022 Game Notes:

- Placed on injured reserve on Aug. 31.

18 - WR KYLE PHILIPS
5-11, 189, Rookie, UCLA



- The Titans selected Kyle Philips with the 163rd overall pick in the fifth round of the 2022 NFL Draft.
- Started 23 of his 34 games during a four-year career at UCLA, where he totaled 163 receptions for 1,821 yards and 17 touchdowns. He added 25 punt returns for 496 yards (19.8 avg.) with two touchdowns.
- He registered at least one reception in 32 of his 34 college games, including a streak of 29 consecutive games with at least one catch to end his career.
- At the end of his UCLA career, he ranked fourth on the school's all-time career receptions list. He was the first Bruin to lead the team in receptions in three straight seasons since Craig Bragg from 2001 to 2004.
- As a junior in 2021, he led the Bruins in receptions (59), receiving yards (739) and receiving touchdowns (10). He also led the team in punt returns (nine) and punt return average (22.6).
- As a redshirt freshman in 2019, he posted a career-high 60 receptions for 681 yards and five touchdowns.
- He is a native of San Marcos, Calif.

2022 Game Notes:

- **Against New York Giants (9/11)**, made his NFL debut and led the team with six receptions and 66 receiving yards. He added four punt returns for 62 yards and a 15.5-yard average. On the first punt return of his career in the first quarter, he gained 46 yards. In the third quarter, he registered his first career reception for 20 yards, and he added a 21-yard catch in the fourth quarter. Among all Titans/Oilers rookies since 1970, his six receptions tied Corey Davis (six receptions against Oakland on Sept. 10, 2017) for the second-best total in a Week 1 game, behind only Tajaé Sharpe's seven receptions against Minnesota on Sept. 11, 2016. Also since 1970, Philips' 66 receiving yards ranked fifth among franchise rookies in a Week 1 game.
- Placed on injured reserve on Oct. 25, 2022.



TITANS OFFENSIVE LINEMEN

CENTERS

No.	Name	Ht	Wt	Exp	College
60	Jones, Ben	6-3	308	11	Georgia
62	Levin, Corey	6-4	307	4	Chattanooga

GUARDS

No.	Name	Ht	Wt	Exp	College
55	Brewer, Aaron	6-1	295	3	Texas State
64	Davis, Nate	6-3	316	4	Charlotte
73	Jones, Jamarco (IR)	6-4	293	5	Ohio State
75	Radunz, Dillon	6-6	301	2	North Dakota State
70	Roos, Jordan	6-3	302	3	Purdue

TACKLES

No.	Name	Ht	Wt	Exp	College
61	Clark, Le'Raven	6-5	319	7	Texas Tech
71	Daley, Dennis	6-6	326	4	South Carolina
77	Lewan, Taylor (IR)	6-7	309	9	Michigan
78	Petit-Frere, Nicholas	6-5	316	R	Ohio State

#55 • G/C AARON BREWER

6-1, 295, 3rd Year, Texas State
[Click for complete bio](#)



Aaron Brewer is in his third NFL season in 2022. He was signed by the Titans as an undrafted free agent on May 7, 2020.

In 2021, he appeared in 12 games with a career-high five starts, including three starts at right guard and two starts at left guard.

As a rookie in 2020, he appeared in 12 games with one start at left guard (Nov. 22 at Baltimore) before landing on reserve/COVID-19 for the postseason.

The Dallas, Texas, native appeared in 48 games with 47 consecutive starts in four seasons at Texas State. During his college career, he started at least five games at every position on the offensive line. He totaled eight starts at left tackle, seven starts at left guard, 15 starts at center, five starts at right guard and 12 starts at right tackle.

As a senior, he started all 12 contests at right tackle and earned All-Sun Belt second-team recognition. He was the highest-graded offensive lineman in the Sun Belt Conference (82.8) by Pro Football Focus, surrendering just three combined sacks and hits in 496 snaps in pass protection.

Brewer's Career Regular Season Games Played/Games Started:

Year	Team	GP	GS	Starts by Position
2020	Ten	12	1	LG-1
2021	Ten	12	5	LG-2, RG-3
2022	Ten	9	9	LG-9
NFL Totals		33	15	LG-12, RG-3

Brewer's Career Postseason Games Played/Games Started:

Year	Team	GP	GS	Starts by Position
2020	Ten	0	0	
2021	Ten	1	0	
Playoff Totals		1	0	

#64 • G NATE DAVIS

6-3, 316, 4th Year, Charlotte

[Click for complete bio](#)



Nate Davis is in his fourth NFL season in 2022. He was selected by the Titans in the third round (82nd overall) of the 2019 NFL Draft.

Davis started 14 games at right guard in 2021, giving him 42 starts in his first three NFL seasons. Additionally, he started each of the club's five playoff games from 2019 to 2021. He helped the Titans finish fifth in the NFL in rushing in 2021 (141.4 rushing yards per game), marking the third consecutive season the Titans ranked in the top five in rushing.

Davis was a part of a 2020 offense that tied for the second-overall ranking in the NFL (396.4 yards per game), finished second in rushing (168.1), and allowed the sixth-fewest sacks (25). Davis helped pave the way for **Derrick Henry** to produce the NFL's eighth all-time 2,000-yard rushing season (2,027).

As a rookie in 2019, Davis played in 13 games with 12 starts at right guard. It was the highest number of starts at guard by a Titans rookie since **Chance Warmack's** 16 starts in 2013. He also started all three of the team's postseason games.

In four seasons at Charlotte (2015-18), Davis appeared in 41 career games with 37 starts. A four-year starter on the offensive line, Davis started at guard from 2015-17 before switching to right tackle for his senior season in 2018.

He is a native of Ashburn, Va.

Davis' Career Regular Season Games Played/Games Started:

Year	Team	GP	GS	Starts by Position
2019	Ten	13	12	RG-12
2020	Ten	16	16	RG-16
2021	Ten	14	14	RG-14
2022	Ten	7	7	RG-7
NFL Totals		50	49	RG-49


Davis' Career Postseason Games Played/Games Started:

Year	Team	GP	GS	Starts by Position
2019	Ten	3	3	RG-3
2020	Ten	1	1	RG-1
2021	Ten	1	1	RG-1
Playoff Totals		5	5	RG-5

#60 • C BEN JONES

6-3, 303, 11th Year, Georgia

[Click for complete bio](#)



Center **Ben Jones** is in his 11th NFL season and his seventh campaign with the Titans in 2022. He was signed as an unrestricted free agent on March 10, 2016.

From 2012 through 2021, Jones appeared in 160 of 161 possible regular season games, including starts in all but one game during his first six seasons in Tennessee. During those six seasons in Tennessee (2016-21), he was one of only eight offensive linemen to start at least 96 of a possible 97 games. He finished the 2021 campaign with an active streak of 40 consecutive starts, ranking third among centers.

Jones started all 17 games in 2021 and helped the Titans finish fifth in the NFL in rushing (141.4 rushing yards per game), marking the fifth time in his six seasons in Tennessee that he helped the offense rank in the top five in rushing.

From 2016 through 2021, the Titans averaged 137.7 rushing yards per game, posting the second-highest average in the NFL behind only the Baltimore Ravens (150.6). The Titans joined the Dallas Cowboys and Indianapolis Colts as the only teams in those six seasons to produce four individual 1,000-yard rushing seasons—three by **Derrick Henry** and one by **DeMarco Murray**.

In 2020, Jones started every game at center and was a part of an offense that tied for the second-overall ranking in the NFL (396.4 yards per game), finished second in rushing (168.1), and allowed the sixth-fewest



sacks (25). He helped pave the way for Henry to produce the NFL's eighth all-time 2,000-yard rushing season (2,027).

In 2019, Jones captained an offensive line that helped Henry win the NFL's rushing title (1,540 yards). He started all three playoff games en route to an AFC Championship Game appearance.

On Dec. 12, 2019, Jones was named the Titans nominee for the Walter Payton NFL Man of the Year Award. Considered one of the league's most prestigious honors, the award recognizes an NFL player for outstanding community service activities off the field, as well as excellence on the field.

On Nov. 3, 2019, Jones' streak of 120 consecutive games played and 88 consecutive starts came to an end when he was deactivated with a concussion. At the time, Jones' consecutive games streak tied Kansas City's **Mitchell Schwartz** for the longest active streak in the NFL among offensive linemen, and his starting streak ranked first in the NFL among all centers.

Jones started all 16 games at center in 2018, registering a start in every contest for the fifth consecutive season, dating back to his third year in Houston (2014).

In his first year in Tennessee, Jones played a key role in an offensive turnaround. He was a key cog in helping the Titans finish 11th overall in offense, third in rushing and tied for seventh in fewest sacks allowed.

Jones was originally selected by the Houston Texans in the fourth round (99th overall) of the 2012 NFL Draft. Over the following four seasons, he started contests at center and both guard spots. He was a starter on two playoff teams in Houston (2012 and 2015).

In 2015, Jones started every game at center, extending his streak of consecutive regular season games played to 64, which was the second-longest active streak among NFL centers at the conclusion of the season.

A native of Centreville, Ala., Jones attended the University of Georgia, where his 49 total starts ranked third in school annals. He was a two-time All-SEC selection by the league's coaches and was named to Georgia's Team of the Decade. As a senior (2011), the team captain earned All-SEC first-team honors.

Jones' Career Regular Season Games Played/Games Started:

Year	Team	GP	GS	Starts by Position
2012	Hou	16	10	RG-10
2013	Hou	16	1	RG-1
2014	Hou	16	16	LG-16
2015	Hou	16	16	C-16
2016	Ten	16	16	C-16
2017	Ten	16	16	C-16
2018	Ten	16	16	C-16
2019	Ten	15	15	C-15
2020	Ten	16	16	C-16
2021	Ten	17	17	C-17
2022	Ten	9	9	C-9
NFL Totals		169	148	C-121, LG-16, RG-11

Jones' Career Postseason Games Played/Games Started:

Year	Team	GP	GS	Starts by Position
2012	Hou	2	2	RG-2
2015	Hou	1	1	C-1
2017	Ten	2	2	C-2
2019	Ten	3	3	C-3
2020	Ten	1	1	C-1
2021	Ten	1	1	C-1
Playoff Totals		10	10	C-8, RG-2

#77 • T TAYLOR LEWAN

6-7, 309, 9th Year, Michigan
[Click for complete bio](#)



Tackle **Taylor Lewan** is in his ninth NFL season in 2022. He was selected by the Titans with the 11th overall pick of the 2014 NFL Draft.

Lewan was placed on injured reserve on Sept. 24, 2022, two games into the season.

In 2021, Lewan returned from a season-ending injury in 2020 to start in 13 games. He helped the Titans finish fifth in the NFL in rushing (141.4 rushing yards per game), marking the fifth time during his career in Tennessee that the offense ranked in the top five in rushing.

During the franchise's "Titans era," beginning in 1999, Lewan's 98 starts at the conclusion of 2021 ranked ninth for the club. Among Titans offensive linemen, only **Michael Roos** (148), **Benji Olson** (139), **David Stewart** (116) and **Brad Hopkins** (101) had more starts than Lewan from 1999 through 2021.

Lewan's 2020 season was cut short after he was placed on injured reserve on Oct. 19, 2020, one day after suffering a knee injury against the Houston Texans. He started each of the team's first five games of the season.

In 2019, Lewan registered 12 starts during the regular season, anchoring an offensive line that helped running back **Derrick Henry** win the NFL's rushing title (1,540 yards). He started all three playoff games, including the AFC Championship Game.

Lewan was named to the Pro Bowl for the third consecutive season in 2018. He played and started in 15 of the team's 16 games at left tackle, marking his fourth consecutive season with at least 15 starts.

In 2017, Lewan became the team's first offensive lineman to make multiple Pro Bowls since center **Kevin Mawae** from 2008–2009. Lewan started all 16 games for the second consecutive season in 2017 and added starts in both postseason contests.

In 2016, Lewan started all 16 games for the first time. The left tackle was the anchor a line that helped the Titans finish 11th overall in offense, third in rushing and tied for seventh in fewest sacks allowed.

In 2015, Lewan started the first 15 games of the season at left tackle before missing the finale with a concussion.

As a rookie in 2014, Lewan played in 11 games with six starts before suffering an ankle injury. He played as a reserve for the first five games and then started in six consecutive contests before the injury caused him to be inactive the final five weeks. For his efforts, Lewan was named to the Pro Football Writers of America All-Rookie Team.

In four seasons at Michigan, Lewan appeared in 50 games with 48 starts at left tackle. He started the final 41 games of his career and was named the Big Ten Conference Offensive Lineman of the Year in 2012 and 2013. As a senior in 2013, he started all 13 games at left tackle for the third consecutive season and was named second-team *Associated Press* All-American.

At the 2014 NFL Scouting Combine, he ran the 40-yard dash in 4.87 seconds, beating all other offensive linemen in his class and clocking the fourth-fastest time among offensive linemen in the last five years (2010-14). He also ranked among the top offensive linemen at the 2014 combine in the broad jump (first at nine feet, nine inches), vertical jump (tied for third at 30.5 inches) and three-cone drill (fourth at 7.39 seconds).

A native of Cave Creek, Ariz., Lewan became the first offensive tackle selected by the Titans/Oilers in the first round since tackle Brad Hopkins (13th overall) in 1993.

Lewan's Career Regular Season Games Played/Games Started:

Year	Team	GP	GS	Starts by Position
2014	Ten	11	6	LT-6
2015	Ten	15	15	LT-15
2016	Ten	16	16	LT-16
2017	Ten	16	16	LT-16
2018	Ten	15	15	LT-15
2019	Ten	12	12	LT-12
2020	Ten	5	5	LT-5
2021	Ten	13	13	LT-13
2022	Ten	2	2	LT-2
NFL Totals		105	100	LT-100

Lewan's Career Postseason Games Played/Games Started:

Year	Team	GP	GS	Starts by Position
2017	Ten	2	2	LT-2
2019	Ten	3	3	LT-3
2020	Ten	0	0	
2021	Ten	1	1	LT-1
Playoff Totals		6	6	LT-6

#78 • T NICHOLAS PETIT-FRERE

6-5, 316, Rookie, Ohio State
[Click for complete bio](#)



Nicholas Petit-Frere (pronounced "puh-TEET FRAIR") was selected by the Titans with the 69th overall pick in the third round of the 2022 NFL Draft.

In four seasons at Ohio State, Petit-Frere saw action in 35 career games with 20 starts. He was a member of three consecutive Big Ten Conference championship teams (2018-20) and was a part of two Ohio State teams that qualified for the College Football Playoffs (2019-2020).

As a junior in 2021, he was named first team All-Big Ten by both the coaches and media after starting all 12 games at left tackle, helping Ohio State lead the nation in total offense and scoring offense. He added first-team All-American honors by the Football Writers Association of America and CBS Sports.

As a sophomore in 2020, he received second-team All-Big Ten honors after starting seven games at right tackle for the eighth-ranked rushing attack in the country. He was an Academic All-Big Ten selection.

Petit-Frere is a native of Tampa, Fla.

Petit-Frere's 2022/Career Regular Season Games Played/Games Started:

Year	Team	GP	GS	Starts by Position
2022	Ten	9	9	RT-9

Petit-Frere's College Games Played/Games Started:

Year	Team	GP	GS	Starts by Position
2018	Ohio St	3	0	
2019	Ohio St	13	1	LT-1
2020	Ohio St	7	7	RT-7
2021	Ohio St	12	12	LT-12
Playoff Totals		35	20	LT-13, RT-7




MORE TITANS OFFENSIVE LINEMEN

61 - T Le'RAVEN CLARK

6-5, 319, 7th year, Texas Tech

- Le'Raven Clark was signed by the Titans as a free agent off the Philadelphia Eagles practice squad on
- Prior to 2022, Clark spent five seasons with the Indianapolis Colts (2016-20) and one campaign with the Eagles (2021). During that time, he played in 51 games with 16 starts—six starts at left tackle, six at right guard and four at right tackle.
- In 2021, Clark played in four games with one start at right tackle for the Eagles.
- Clark was originally selected by the Indianapolis Colts in the third round (82nd overall) of the 2016 NFL Draft.
- At Texas Tech, he started 51 games for the Red Raiders and was a team captain as a senior.



71 - OL DENNIS DALEY

6-6, 326, 4th year, South Carolina


- Dennis Daley was acquired by the Titans in a trade with the Carolina Panthers on Aug. 29, 2022. The Titans received Daley and a 2024 seventh-round draft pick in exchange for a fifth-rounder in 2024.
- Prior to joining the Titans, Daley played in a total of 34 games with the Panthers, including 21 starts on the offensive line. He started 13 games at left tackle, seven at left guard and one at right guard.
- In 2021, he played in 15 games for Carolina, logging four starts at left guard, four starts at left tackle and one start at right guard.
- A native of Columbia, S.C., Daley entered the NFL as a sixth-round selection (212th overall) by the Panthers in the 2019 NFL Draft.
- After beginning his college career at Georgia Military College, Daley played his final two seasons at the University of South Carolina. For the Gamecocks, he started 23 of the last 24 games of his career, registering starts at both left tackle and guard, and earning SEC Academic honors.



73 - OL JAMARCO JONES

6-4, 293, 5th year, Ohio State

- Jamarco Jones was signed by the Titans as an unrestricted free agent on March 17, 2022.
- Prior to joining the Titans, Jones appeared in 36 games with seven starts over three seasons with the Seahawks (2019-21) after missing his entire rookie campaign while on injured reserve. His seven starts came at four different positions: right guard (3), right tackle (2), left guard (1) and left tackle (1).
- In 2021, he saw action in 10 games with two starts (one at right tackle, one at left guard). He was placed on injured reserve on Nov. 29 and missed five games before returning to the roster on Jan. 1.
- In 2019, he set career highs with 15 games played and three starts. He also started both postseason games at left guard.
- A native of Chicago, Ill., Jones was a two-year starter at Ohio State, where he appeared in 50 total games and started 27 consecutive contests at left tackle. He was a two-time All-Big Ten honoree. He was a part of Ohio State's national championship squad as a freshman in 2014.



62 - C/G COREY LEVIN

6-4, 307, 3rd year, Chattanooga

- Corey Levin was claimed by the Titans off waivers from the New York Jets on Sept. 1, 2021, rejoining the team that selected him in the sixth round (217th overall) of the 2017 NFL Draft. After spending the first four games of 2021 on the practice squad, he was signed to the 53-man roster on Oct. 8.
- In 2021, he appeared in 12 games as a reserve.
- He played in 16 games during his previous stint with the Titans (2017-18) before spending time with Denver and Chicago in 2019 and New England in 2020. He signed with the Jets during the 2021 offseason and was there through the 2021 preseason.
- In 2018, he appeared in all 16 games for the Titans with one start (Oct. 21 vs. the Chargers in London).
- As a rookie in 2017, Levin spent the entire season on the 53-man roster but did not see game action. He was inactive 14 times and did not play in two other contests.



- A native of Dacula, Ga., he appeared in 52 career games with 51 starts at Chattanooga, 45 of which were consecutive. He developed versatility over his four-year collegiate career, making starts at left guard, and both tackle spots.

75 - OL DILLON RADUNZ

6-6, 301, 2nd Year, North Dakota State

- The Titans selected Dillon Radunz with the 53rd overall pick in the second round of the 2021 NFL Draft.
- As a rookie in 2021, he appeared in 12 games with one start at left tackle.
- A native of Becker, Minn., Radunz declared for the NFL Draft after North Dakota State's lone fall game his senior season, choosing to forego the Bison's spring football schedule.
- He started 32 collegiate games at NDSU and was a member of four Missouri Valley Football Conference championship teams and three NCAA Division I football national championships.
- In 2020, he made his 32nd consecutive and final start at left tackle for the Bison in the Oct. 3 season opener against Central Arkansas and helped the Bison rush for 276 yards in the 39-28 victory.
- As a junior in 2019, he started all 16 games at left tackle. In 12 regular season games, he played 682 snaps with 63 knockdowns and zero sacks allowed. NDSU rushed for a school-record 4,601 yards.
- He is a native of Becker, Minn.



70 - G JORDAN ROOS

6-3, 302, 3rd Year, Purdue

- Jordan Roos was signed by the Titans on Aug. 7, 2021 and spent the entire 2021 season on the Titans practice squad. He began the 2022 campaign on the practice squad before being signed to the 53-man roster on Oct. 1, 2022.
- Prior to joining the Titans, Roos saw action in 14 games with the Seattle Seahawks, including seven games as a rookie in 2017 and seven games in 2019.
- He also spent time with the Las Vegas Raiders and New England Patriots in 2020.
- The Celina, Texas, native appeared in 47 games and registered 24 consecutive starts his final two years at Purdue University.





TITANS

DEFENSIVE LINEMEN

No.	Name	Ht	Wt	Exp	College
96	Autry, Denico	6-5	285	9	Mississippi State
94	Edwards Jr., Mario	6-3	277	8	Florida State
94	Hand, Da'Shawn (IR)	6-3	297	5	Alabama
90	Jones, Naquan	6-3	313	2	Michigan State
59	Okuyinonu, Sam	6-1	269	R	Maryland
98	Simmons, Jeffery	6-4	305	4	Mississippi State
97	Strong, Kevin	6-4	295	4	Texas-San Antonio
93	Tart, Teair	6-2	304	3	Florida International
95	Walker, DeMarcus	6-4	280	6	Florida State

#96 • DL DENICO AUTRY

6-5, 285, 9th Year, Mississippi State

[Click for complete bio](#)

Defensive lineman **Denico Autry** is in his ninth NFL season and his second season with the Titans in 2022. He was signed by the Titans as an unrestricted free agent on March 19, 2021.

In 2021, Autry appeared in all 17 games with 11 starts and finished second on the team with nine sacks. His sack total tied his career high, matching the nine sacks he had in 2018 as a member of the Indianapolis Colts. He added 32 tackles, 44 quarterback pressures, 10 tackles for loss and six passes defended.

Over a four-season stretch from 2018 to 2021, Autry posted 29 sacks, ranking fifth among all NFL defensive tackles. Only **Aaron Donald** (59), **Chris Jones** (41), **DeForest Buckner** (36) and **Cameron Heyward** (31) had more during that time.

Autry also has been one of the NFL's best in blocking opponent kicks and punts. From 2014 to 2021, he recorded a league-high total of nine blocks, getting a hand on five extra point attempts, one punt and three field goals, including a blocked field goal in 2021.

After entering the NFL as a rookie free agent with the Oakland Raiders in 2014, Autry played four seasons with the Raiders (2014-17) and then three seasons with the Indianapolis Colts (2018-20). During that time he appeared in 96 games with 56 starts and amassed 200 tackles, 30.5 sacks, 53 quarterback hits, 17 passes defended, three forced fumbles and three fumble recoveries.

In 2020, Autry collected 33 tackles, 7.5 sacks, 10 quarterback pressures and nine tackles for loss in 14 games with the Colts. His 13 starts were the second-highest total of his career (14 in 2019).

In 2018, Autry led the Colts with a career-best nine sacks in his first season in Indianapolis. He also posted career highs with 13 tackles for loss and two forced fumbles.

The Albemarle, N.C., native played in 26 games (23 starts) in two seasons at Mississippi State University, totaling 73 tackles, 16 tackles for loss, six sacks and three forced fumbles. He spent his first two collegiate seasons at East Mississippi Community College where he was an NJCAA All-American and national champion.

2022 Game Notes:

- **Against New York Giants (9/11)**, posted four tackles and two quarterback pressures.
- **At Buffalo (9/19)**, sacked Josh Allen for a four-yard loss in the third quarter. His first sack of 2022 gave him 40.5 career sacks. He added a pass defended and a team-high three quarterback pressures.
- **Against Las Vegas (9/25)**, tallied three quarterback pressures.
- **At Indianapolis (10/2)**, led the team with two sacks and added a forced fumble and a team-high five quarterback pressures. It was his ninth career game with at least two sacks and his second such performance since joining the Titans in 2021. In the first quarter, he was credited with a 17-yard sack of Matt Ryan and forced a fumble on the play. The ball was recovered by outside linebacker Bud Dupree and led to a Titans touchdown. It was Autry's third career strip-sack. He added an eight-yard sack in the fourth quarter that helped the Titans preserve a seven-point lead. The third-down play began on the Tennessee 25-yard line, and the Colts missed a field goal

on the ensuing play.

➤ **At Washington (10/9)**, tallied four tackles, including a nine-yard sack of Carson Wentz in the fourth quarter. The play came on third down, forcing a Washington punt. It was his second consecutive game with at least one sack. He added four quarterback pressures.

➤ **Against Indianapolis (10/23)**, totaled three tackles, including a sack, and added two quarterback pressures and a pass defended. Recorded his fifth sack of the season on a four-yard takedown of Matt Ryan in the fourth quarter. He registered his third consecutive game with at least one sack and secured his fifth career season with at least five sacks.

➤ **At Houston (10/30)**, credited with four quarterback pressures.

➤ **At Kansas City (11/6)**, totaled three tackles, four quarterback pressures and a team-high two sacks. His two sacks of Patrick Mahomes in the second quarter each came on third down to end Chiefs drives, first for a five-yard loss and then for a six-yard loss. It was his 10th career game with at least two sacks. He posted his third consecutive season with at least seven sacks and his fourth total seasons with at least seven sacks.

➤ **Against Denver (11/13)**, tallied a pair of tackles and finished second on the squad with seven quarterback pressures.

Autry's Career Regular Season Statistics:

Year	Team	GP	GS	Tackle	Sack	QBP	TFL	Int	PD	FF	FR
2014	Oak	10	0	13	0.0	1	3	0	0	0	0
2015	Oak	14	8	29	3.0	7	6	0	4	0	0
2017	Oak	16	3	35	5.0	9	9	0	7	0	0
2018	Ind	12	11	37	9.0	11	13	0	1	2	1
2019	Ind	14	14	32	3.5	11	4	0	4	1	0
2020	Ind	14	13	33	7.5	10	9	0	0	0	0
2021	Ten	17	11	32	9.0	44	10	0	6	0	0
2022	Ten	9	5	20	7.0	34	6	0	2	1	0
Totals		122	72	268	46.5	131	66	0	27	4	3

Autry's Career Postseason Statistics:

Year	Team	GP	GS	Tackle	Sack	QBP	TFL	Int	PD	FF	FR
2016	Oak	1	0	3	0.0	0	2	0	1	0	0
2018	Ind	2	2	4	1.0	3	2	0	0	0	0
2020	Ind	1	1	4	1.5	2	1	0	0	1	0
2021	Ten	1	1	3	1.5	2	0	0	1	0	0
Totals		1	1	3	1.5	2	0	0	1	0	0

Autry's Regular Season Single-Game Highs:

Tackles - 9 vs. Houston (9/30/18)
Sacks - 3 at Jacksonville (12/2/18)
Forced Fumbles - 2 at Jacksonville (12/2/18)
Fumble Recovery - 1 (Three times, last vs. Miami, 11/25/18)
Pass Defensed - 2 (Three times, last at L.A. Rams, 11/7/21)
Tackles for Loss - 4 vs. Houston (9/30/18)

Autry's Playoff Single-Game Highs:

Tackles - 4 (Three times, last at Buffalo, 1/9/21)
Sacks - 1.5 (Twice, last vs. Cincinnati, 1/22/22)
Forced Fumbles - 1 at Buffalo (1/9/21)
Passes Defensed - 1 (Twice, last vs. Cincinnati, 1/22/22)
Tackles for Loss - 2 (Twice, last at Kansas City, 1/12/19)



SACKS BY DTs FROM 2018-21

In the past four seasons, Titans defensive tackle **Denico Autry** ranks in the NFL's top five in sacks among players at his position.

From 2018 to 2020, when Autry played for the Indianapolis Colts, he produced a total of 20 sacks. During that time, only five NFL players whose primary position was defensive tackle (or nose tackle) had more sacks than him.

Most total sacks among defensive tackles or nose tackles (primary position) from 2018 to 2021:

Player	Sacks
1. Aaron Donald	59.0
2. Chris Jones	41.0
3. DeForest Buckner	36.0
4. Cameron Heyward	31.0
5. Denico Autry	29.0
6. Jonathan Allen	25.0
7. Fletcher Cox	24.0
8. Arik Armstead	22.5
Javon Hargrave	22.5
10. Jarran Reed	21.5

MOST TOTAL BLOCKS FROM 2014-2021

During his first eight NFL seasons (2014-21), **Denico Autry** recorded a total of nine blocks, getting a hand on five extra point attempts, three field goals and one punt. Autry led the NFL in total blocks during that time, four ahead of the next-closest players on the list (five by **Margus Hunt** and **Ra'Shede Hageman**).

In 2021, Autry's first season in Tennessee, he was credited with a field goal block against the Miami Dolphins on Jan. 2.

Most total blocked field goals, extra points and punts from 2014 to 2021:

Player	FG	Blocked ...			Total
		PAT	Punt		
1. Denico Autry	3	5	1	9	
2. Margus Hunt	2	3	0	5	
Ra'Shede Hageman	1	4	0	5	
4. William Gholston	2	2	0	4	
Vincent Taylor	3	1	0	4	
Shelby Harris	4	0	0	4	
Cory Littleton	0	0	4	4	
Derek Barnett	2	2	0	4	
Henry Anderson	2	1	1	4	
10. (several tied)				3	

#98 • DT JEFFERY SIMMONS

6-4, 305, 4th Year, Mississippi State

[Click for complete bio](#)

Defensive lineman **Jeffery Simmons** is in his fourth NFL season in 2022. He was selected by the Titans in the first round (19th overall) of the 2019 NFL Draft.

Before the start of the 2021 season, Simmons was named a team captain for the first time in his career, and he went on to become one of six players on the roster to start all 17 games. He was named to his first career Pro Bowl and added Associated Press second-team All-Pro honors after setting career highs in several categories, including sacks (8.5), tackles (54), quarterback pressures (58), tackles for loss (12) and passes defended (six). He led the squad in pressures and placed third in sacks. Among all defensive tackles in the NFL, his 8.5 sacks ranked sixth. In the divisional playoffs, he set a franchise postseason record with three sacks.

In 2020, Simmons appeared and started in 15 games. With three defensive fumble recoveries, he tied **Chase Young** for the most in the NFL in 2020 and was the first Titans defender with three fumble recoveries in a season since 2005, when linebacker **Brad Kassell** accomplished the feat. Simmons ranked second on the team with 19 quarterback pressures and added 49 tackles, three sacks, three tackles for loss, five passes defended and one forced fumble. In the franchise's "Titans era" (since 1999), he



became the first player to post at least three fumble recoveries, three sacks and five passes defended in the same season. He also had three tackles and a tackle for loss in one playoff contest.

Simmons began his rookie season on the non-football injury list due to a knee injury he suffered during training in February 2019. He missed the first six games of the season before joining the 53-man roster in Week 7.

His rookie totals included 40 tackles, two sacks, two tackles for loss, 14 quarterback pressures and one pass defended in nine games (seven starts). He added four tackles, three quarterback pressures and a fumble recovery in three playoff contests.

During a three-year career as a defensive tackle at Mississippi State, Simmons appeared in 38 contests with 28 starts. He finished his career ranked sixth in school history with 32.5 in tackles for loss. He also tied for sixth in MSU annals with five forced fumbles and tied for fourth with three blocked kicks. His totals also included 163 tackles, seven sacks, seven passes defended and two defensive touchdowns.

He was a first-team All-SEC selection as a sophomore and junior and was one of two players in the nation to be named a Bednarik Award Semifinalist in both 2017 and 2018.

As a junior in 2018, Simmons was named second-team All-American after totaling 63 tackles, 17 tackles for loss and two sacks. His 17 tackles for loss led the team, ranked fourth in the SEC and were the third-most in single-season school history.

During his sophomore season (2017), he set a career high with five sacks and added 12 tackles for loss. With three total blocked kicks and punts, he became the first SEC player since 2004 to lead the nation in the category.

Simmons is a native of Macon, Miss.

2022 Game Notes:

➤ **Against New York Giants (9/11)**, totaled six tackles, two sacks, six quarterback pressures (tied for team lead) and one forced fumble. In the first quarter, he recorded a five-yard sack, taking down Giants quarterback Daniel Jones. In the second quarter, he registered the first strip-sack of his career, forcing Jones to fumble. The ball was recovered by outside linebacker Bud Dupree. It was the second forced fumble of Simmons' career. The takeaway led to a Titans field goal. It was his third career regular-season game with multiple sacks, in addition to one multi-sack performance in the postseason. Including the 2021 regular-season finale at Houston (one sack on Jan. 9) and the team's postseason game against Cincinnati (three sacks on Jan. 22), he notched a total of six sacks in a three-game span. He also tackled Saquon Barkley for a six-yard loss in the fourth quarter.

➤ **At Buffalo (9/19)**, registered a pass defended and two quarterback pressures.

➤ **Against Las Vegas (9/25)**, posted two tackles, one pass defended and a team-high five quarterback pressures.

➤ **At Indianapolis (10/2)**, credited with five tackles and helped limit the Colts to 38 rushing yards on 23 attempts.

➤ **At Washington (10/9)**, totaled a team-high seven quarterback pressures, five tackles, 1.5 sacks and a pass defended. He was credited with a sack when he dropped Carson Wentz for no gain in the second quarter and combined with Sam Okuayinonu for an eight-yard sack of Wentz during the fourth quarter.

➤ **Against Indianapolis (10/23)**, totaled six tackles, one sack, four quarterback pressures and two tackles for loss. In the second quarter, he ended a Colts drive with a nine-yard sack of Matt Ryan on third down. It was his second consecutive game with at least one sack.

➤ **At Houston (10/30)**, led the defense with five quarterback pressures and tied for the team lead with two tackles for loss, including a sack. In the third



quarter, he sacked Davis Mills for a 12-yard loss to give him his first career streak of three consecutive games with at least one sack.

- **At Kansas City (11/6)**, credited with four tackles, two quarterback pressures and one pass defended.
- **Against Denver (11/13)**, he was inactive with an ankle injury.

Simmons' Career Regular Season Statistics:

Year	GP	GS	Tackle	Sack	QBP	TFL	Int	PD	FF	FR
2019	9	7	40	2.0	14	2	0	1	0	0
2020	15	15	49	3.0	20	3	0	5	1	3
2021	17	17	54	8.5	58	12	0	6	0	0
2022	8	8	30	5.5	31	6	0	4	1	0
Totals	49	47	173	19.0	123	23	0	16	2	3

Simmons' Career Postseason Statistics:

Year	GP	GS	Tackle	Sack	QBP	TFL	Int	PD	FF	FR
2019	3	0	4	0.0	3	0	0	0	0	1
2020	1	1	3	0.0	0	1	0	0	0	0
2021	1	1	8	3.0	3	3	0	0	0	0
Totals	5	2	15	3.0	6	4	0	0	0	1

Simmons' Regular Season Single-Game Highs:

- Tackles** - 7 vs. Cleveland (12/6/20)
- Sacks** - 3 at Los Angeles Rams (11/7/21)
- Forced Fumbles** - 1 (Twice, last vs. N.Y. Giants, 9/11/22)
- Fumble Recoveries** - 1 (Three times, last vs. Detroit, 12/20/20)

Simmons' Playoff Single-Game Highs:

- Tackles** - 8 vs. Cincinnati (1/22/22)
- Sacks** - 3 vs. Cincinnati (1/22/22)
- Forced Fumbles** - 1 (Twice, last vs. N.Y. Giants, 9/11/22)
- Fumble Recoveries** - 1 at Baltimore (1/11/20)

TACKLES, SACKS & PASSES DEFENSED IN '21

In 2021, **Jeffery Simmons** was named to his first Pro Bowl after setting career highs with 54 tackles, 8.5 sacks and six passes defended. He was one of only five NFL players to produce at least 50 tackles, eight sacks and six passes defended during the season, joining **Maxx Crosby**, **Cameron Jordan**, **Cameron Heyward** and **T.J. Watt**. Simmons and Heyward were the only interior defensive linemen in the league to accomplish the feat.

NFL players in 2021 with a minimum of 50 tackles, eight sacks and five passes defended:

Player	Team	Total Tackles	Sacks	Passes Defended
Cameron Heyward	Pittsburgh	89	10.0	9
Maxx Crosby	Las Vegas	56	8.0	7
T.J. Watt	Pittsburgh	64	22.5	7
Cameron Jordan	New Orleans	59	12.5	6
Jeffery Simmons	Tennessee	54	8.5	6

MORE TITANS DEFENSIVE LINEMEN

94 - DL MARIO EDWARDS JR.

6-3, 277, 8th Year, Florida State

➤ Mario Edwards Jr. was signed by the Titans off the Jacksonville Jaguars practice squad on Sept. 26, 2022.

➤ Prior to joining the Titans, Edwards played seven total seasons with the Oakland Raiders (2015-17), New York Giants (2018), New Orleans Saints (2019) and Chicago Bears (2020-21). During that time, he totaled 16.5 sacks, 118 tackles, three forced fumbles and 19 tackles for loss in 86 games.

➤ In 2021, Edwards tallied two sacks and eight tackles in 12 games with the Bears.

➤ He was originally selected by the Raiders in the second round (35th overall) of the 2015 NFL Draft.

➤ A native of Denton, Texas, he played three seasons at Florida State (2012-14), appearing in 36 games with 26 starts, primarily at defensive end. He totaled 89 tackles, 23 tackles for loss, eight sacks, seven passes defended, three forced fumbles and two fumble recoveries in his collegiate career. As a junior, he started all 13 games and helped Florida State win the National Championship.

➤ His father, Mario Edwards Sr., was also a former Florida State player and played five NFL seasons in the NFL as a cornerback with the Dallas Cowboys (2000-03) and Tampa Bay Buccaneers (2004).

2022 Game Notes:

➤ **At Kansas City (11/6)**, tallied a pair of tackles, including a six-yard sack of Patrick Mahomes in the third quarter. It was his first sack as a member of the Titans. He also tied for the team lead with five quarterback pressures.

➤ **Against Denver (11/13)**, registered his first start of the season and his first start as a member of the Titans. He totaled four tackles, one sack, three quarterback pressures and two tackles for loss. He recorded a sack for the second consecutive game, dropping Russell Wilson for a nine-yard loss in the first quarter. It gave him 18.5 career sacks.



94 - DE Da'SHAWN HAND

6-3, 297, 5th Year, Alabama

➤ The Titans initially signed defensive end Da'Shawn Hand to the team's practice squad on Jan. 5, 2022.

➤ In 2021, he played in three games with the Lions before concluding the season with the Titans. He played for the Titans in the regular season finale.

➤ Prior to arriving in Tennessee, he recorded 54 tackles, three sacks, three forced fumbles and one fumble recovery over four seasons (2018-21) with the Detroit Lions. He also spent time on the Indianapolis Colts practice squad.

➤ In 2020, he played in 10 games with one start for the Lions and totaled 19 tackles, one tackle for loss and one forced fumble.

➤ During his rookie campaign in 2018, he appeared in 13 games with eight starts and recorded career highs in tackles (27), sacks (three), tackles for loss (four) and forced fumbles (two).

➤ The Woodbridge, Va., native appeared in 50 games at the University of Alabama (2015-17) and recorded 64 career tackles, eight sacks, 13.5 tackles for loss, one forced fumble and one fumble recovery.

2022 Game Notes:

➤ Placed on injured reserve on Sept. 13, 2022.



90 - DL NAQUAN JONES

6-3, 313, 2nd Year, Michigan State

➤ Naquan Jones was signed by the Titans as an undrafted free agent on May 14, 2021.

➤ In 2021, he appeared in 13 games as a rookie and registered five starts. He totaled 29 tackles, 2.5 sacks, four quarterback pressures, four tackles for loss and two passes defended. He also started the team's divisional playoff contest and totaled two tackles and a half sack.

➤ A native of Foley, Ala., he appeared in 46 games with five starts on the defensive line over four seasons at Michigan State (2017-20) and totaled 78 tackles, 12.5 tackles for loss, three sacks, three passes defended, one forced fumble and one fumble recovery over his career.

➤ As a senior (2020), Jones saw action in all seven games and made four starts. He recorded 24 tackles, a career-high five stops for loss, one pass defended and one fumble recovery.



2022 Game Notes:

➤ **Against Denver (11/13)**, totaled three tackles, one sack and two tackles for loss. He registered his first sack of the season, dropping Russell Wilson for a one-yard loss in the third quarter.

59 - DT SAM OKUAYINONU

6-1, 269, Rookie, Maryland

➤ Sam Okuayinonu (last name pronounced "oh-KWAHN-new") was signed by the Titans as a rookie free agent on May 13, 2022. After spending the first four games of his rookie campaign on the practice squad, he was signed to the 53-man roster on Oct. 4, 2022.

➤ In three seasons at Maryland (2019-21), he appeared in 28 games with 17 starts over totaled 103 tackles, 14.5 tackles for loss and 7.5 sacks.

➤ As a redshirt senior in 2021, he started all 12 games at Maryland and posted 55 tackles, 8.5 tackles for loss, and a team-leading six sacks. He earned third-team All-Big Ten recognition.

➤ Okuayinonu transferred to Maryland from Mesabi Range Community College (Minn.), where he played one season (2018) and tallied 62 tackles, 21.5 tackles for loss, 17.5 sacks, one forced fumble and one fumble recovery.

➤ He transferred to Mesabi Range in 2017 from Coahoma Community College (Miss.), where he did not appear in a game.

➤ Born in Monrovia, Liberia, he moved to the United States at age 12 and attended Lowell (Mass.) High School.

2022 Game Notes:

➤ **At Washington (10/9)**, made his NFL debut and was credited with a half sack. He combined with Jeffery Simmons on an eight-yard sack in the fourth quarter.

**97 - DE KEVIN STRONG**

6-4, 295, 4th Year, Texas-San Antonio

➤ The Titans initially signed free agent Kevin Strong to the practice squad on Nov. 23, 2021. He was promoted to the 53-man roster on Jan. 8, 2022.

➤ In 2021, he appeared in five games for the Titans during the regular season after playing one contest with the Detroit Lions. His combined season totals included six tackles. He also played in the Titans' divisional playoff game.

➤ He played in 15 games with one start for the Lions during the previous three seasons (2019-21) and posted 16 tackles, a sack and a pass defended.

➤ In 2020, he saw action in six games with one start and totaled 15 tackles as well as his first career sack.

➤ The Cleveland, Texas, product saw action in 47 career games with 40 starts for the University of Texas-San Antonio and totaled 106 tackles, 26.5 tackles for loss, 7.5 sacks, two forced fumbles and two blocked field goals.

**93 - DT TEAIR TART**

6-2, 304, 3rd year, Florida International

➤ Teair Tart was signed by the Titans as an undrafted free agent on May 7, 2020.

➤ In 2021, he appeared in 11 games with 10 starts. His totals included 16 tackles, three quarterback pressures and two tackles for loss, giving him career highs in each category.

➤ In 2020, he appeared in seven games with one start as a rookie and totaled five tackles, two quarterback pressures, one tackle for loss, one pass defended.

➤ The Philadelphia, Pa., native appeared in 23 games with 10 starts over two seasons at Florida International, totaling 51 tackles, 19.0 tackles for loss, six sacks, one pass defended, five quarterback pressures and two forced fumbles.

➤ Tart also played at Ellsworth (Iowa) Community College in 2017 and ASA (N.Y.) College in 2016.

➤ His first name is pronounced "tee-AIR."

2022 Game Notes:

➤ **At Indianapolis (10/2)**, registered his first career interception in the first quarter, first batting Matt Ryan's pass into the air and then collecting it for the interception. He became the first Titans defensive lineman with an interception since Sen'Derrick Marks at the New York Giants on Sept. 26, 2010. He totaled three tackles and a team-high two passes defended in the contest.



➤ **At Washington (10/9)**, tallied three tackles and led the team with two passes defended, including a pass breakup during the defense's game-winning goal-line stand late in the fourth quarter. He added a quarterback pressure.

95 - DL DeMARCUS WALKER

6-4, 280, 6th Year, Florida State

➤ DeMarcus Walker was signed by the Titans as a free agent on May 16, 2022.

➤ Prior to joining the Titans, Walker played in a total of 49 games in five seasons with the Denver Broncos (2017-20) and Houston Texans (2021). His totals during that time included 52 tackles, 12.5 sacks, 23 quarterback hits and two forced fumbles.

➤ In 2021, he saw action in 13 games with two starts for the Texans and registered a career-high 31 tackles to go along with two sacks, seven quarterback hits, four tackles for loss, one pass defended and one forced fumble.

➤ In 2020, he played in 13 games during his final season in Denver and established a career high with four starts.

➤ In four seasons at Florida State (2013-16), he played in 52 games with 40 starts, totaling 182 tackles, 28.5 sacks, 45 tackles for loss, seven passes defended, one interception, eight forced fumbles, two fumble recoveries and two blocked kicks.

➤ As a senior in 2016, Walker earned ACC Defensive Player of the Year honors and was a consensus All-American, totaling 16 sacks, 21.5 tackles for loss, and 68 stops. His sack total was the second-highest in the nation and third-most recorded by a Seminole in a season.

➤ The Jacksonville, Fla., native entered the NFL as a second-round selection (51st overall) by the Broncos in the 2017 NFL Draft.

2022 Game Notes:

➤ **At Houston (10/30)**, recorded two tackles, including a nine-yard sack of Davis Mills in the fourth quarter. It was his first sack as a member of the Titans and gave him 13.5 career sacks.

➤ **At Kansas City (11/6)**, tallied a pair of tackles, including a seven-yard sack of Patrick Mahomes in the fourth quarter that gave him consecutive games with a sack. He added three quarterback pressures.

➤ **Against Denver (11/13)**, produced three tackles, 1.5 sacks and a career-best six quarterback pressures. In the fourth quarter, he took down Russell Wilson for a nine-yard sack and split a two-yard sack with Rashad Weaver. He registered his third consecutive game with at least one sack, marking the first three-game sack streak of his career.





TITANS INSIDE LINEBACKERS

No.	Name	Ht	Wt	Exp	College
45	Campbell, Chance (IR)	6-2	232	R	Mississippi
53	Cole, Dylan	6-0	237	6	Missouri State
41	Cunningham, Zach (IR)	6-3	238	6	Vanderbilt
42	Jones, Joe	6-0	240	6	Northwestern
51	Long Jr., David	5-11	227	4	West Virginia
56	Rice, Monty	6-0	233	2	Georgia

#41 • ILB ZACH CUNNINGHAM

6-3, 238, 6th Year, Vanderbilt
[Click for complete bio](#)



Inside linebacker **Zach Cunningham** is in his sixth NFL season and his second season with the Titans in 2022. He was claimed off waivers from the Houston Texans on Dec. 9, 2021.

After joining the Titans, Cunningham started the final four games of the 2021 regular season and led the defense over that stretch with 25 tackles. His totals also included three tackles for loss and one stop on special teams. In the team's divisional playoff contest, he led the defense with 10 tackles.

Cunningham joined the Titans after four-plus seasons (2017-21) in Houston, where he appeared in 72 games with 66 starts. During his time with the Texans, he tallied 570 tackles, 26 tackles for loss, 6.5 sacks, five forced fumbles, three fumble recoveries and one interception.

In 2020, he started all 16 games and led the NFL with 163 total tackles while also notching a single-season career high with three sacks. He tallied 14 tackles (nine solo) in Week 16 against Cincinnati. He also joined **J.J. Watt** as the only players in Texans history with at least 10 total tackles, one tackle for loss and one forced fumble in a single game in Week 17 vs. Tennessee.

In 2019, Cunningham started in all 16 regular season games and both postseason contests. He finished the season with 137 total tackles, seven tackles for loss, two sacks, three quarterback hits, two passes defended and two fumble recoveries, while tallying five tackles on special teams. His 137 tackles led the AFC and ranked seventh in the NFL, and he was the only player in the NFL to record over 100 tackles on defense and at least five tackles on special teams.

In 2018, he tied for the Texans team lead with a then-career-high 105 total tackles, five passes defended, one interception returned for a touchdown, three tackles for loss, two forced fumbles and one fumble recovery.

As a rookie in 2017, Cunningham finished second on the team with 82 total tackles to go along with six passes defended, five tackles for loss, two quarterback hits, 1.5 sacks and one forced fumble in 16 games. He tied for second among all NFL rookies in total tackles and fourth in franchise history among Houston rookies. He was the first player in franchise history to record 80 total tackles and eight special teams tackles in a single season.

The Pinson, Ala., native played three seasons (2014-16) at Vanderbilt University after redshirting the 2013 campaign. He finished his Commodores career ranked third in program history with 39.5 tackles for loss and totaled 295 career tackles.

Cunningham was originally selected by the Texans in the second round (57th overall) of the 2017 NFL Draft.

2022 Game Notes:

- **Against New York Giants (9/11)**, posted six tackles.
- **At Buffalo (9/19)**, recorded five tackles, one pass defended and one quarterback pressure.
- **Against Las Vegas (9/25)**, credited with five tackles before leaving the game with an injury in the third quarter.
- **At Indianapolis (10/2)**, **at Washington (10/9)** and **against Indianapolis (10/23)**, he was inactive with an elbow injury.
- **At Houston (10/30)**, returned from an injury to start and register four tackles against his former team.

- **At Kansas City (11/6)**, posted four tackles.
- Placed on injured reserve on Nov. 12, 2022.

Cunningham's Career Regular Season Statistics:

Year	Team	GP	GS	Tackle	Sack	QBP	TFL	Int	PD	FF	FR
2017	Hou	16	13	82	1.5	2	5	0	6	1	0
2018	Hou	14	14	105	0.0	2	3	1	5	2	1
2019	Hou	16	16	137	2.0	3	7	0	2	0	2
2020	Hou	16	16	163	3.0	4	7	0	2	1	0
2021	Hou/Ten	14	11	92	0.0	1	7	0	3	1	0
2022	Ten	5	5	23	0.0	1	0	0	1	0	0
Totals		81	75	602	6.5	13	29	1	19	5	3

Cunningham's Career Postseason Statistics:

Year	Team	GP	GS	Tackle	Sack	QBP	TFL	Int	PD	FF	FR
2018	Hou	1	1	7	0.0	1	0	0	1	0	0
2019	Hou	2	2	16	0.0	1	2	0	2	0	0
2021	Ten	1	1	10	0.0	0	1	0	0	0	0
Totals		4	4	33	0.0	2	3	0	3	0	0

Cunningham's Regular Season Single-Game Highs:

- Tackles** - 16 (Twice, last vs. Denver 12/8/19)
- Sacks** - 1 (Five times, last at Jacksonville 11/8/20)
- Interceptions** - 1 vs. Cleveland (12/2/18)
- Passes Defended** - 3 vs. Pittsburgh (12/25/17)
- Forced Fumble** - 1 (Five times, last at Tennessee 11/21/21)
- Fumble Recovery** - 1 (Three times, last at Jacksonville 11/3/19)

Cunningham's Playoff Single-Game Highs:

- Tackles** - 10 vs. Cincinnati (1/22/22)
- Passes Defended** - 1 (Three times, last at Kansas City 1/12/20)

TACKLES FROM 2019 TO 2022

Since the beginning of the 2019 season, Titans inside linebacker **Zach Cunningham** ranks among the top tacklers in the NFL, according to press box tackle statistics.

From 2019 through 2021, most of which was spent with the Houston Texans, Cunningham tallied 392 total stops, trailing only Seattle's **Bobby Wagner** (467) and Chicago's **Roquan Smith** (402).

Most total tackles from 2019 to 2022 (press box statistics):

Player	Total Tackles
1. Bobby Wagner	540
2. Roquan Smith	490
3. Jordan Hicks	461
4. Foye Oluokun	460
5. Fred Warner	449
6. Budda Baker	438
7. De'Vondre Campbell	437
8. Devin White	435
Eric Kendricks	435
10. Zach Cunningham	415



#51 • ILB DAVID LONG JR.

5-11, 227, 4th Year, West Virginia

[Click for complete bio](#)

Linebacker **David Long Jr.** is in his fourth NFL season in 2022. He was selected by the Titans in the sixth round (188th overall) of the 2019 NFL Draft.

In 2021, Long was limited to 10 total games due to injuries but nevertheless set a career high with nine starts. He also established career bests in tackles (75), quarterback pressures (six), tackles for loss (four), interceptions (two) and passes defended (six). His average of 7.5 tackles per game led the team.

In 2020, Long appeared in 14 games with five starts at inside linebacker. He totaled 50 tackles, one quarterback pressure, two tackles for loss, two passes defended and four stops on special teams. He recorded a start in the playoffs and tallied five tackles and one quarterback pressure.

As a rookie in 2019, Long appeared in 14 games during the regular season. He also played in all three playoff contests with one start.

During a three-year career at West Virginia, he played in 34 games with 31 starts and totaled 252 tackles, 14 sacks and 40 career tackles for loss which tied for third place on West Virginia's all-time list. In his final campaign in 2018, tied for the single-season program record with 19 tackles for loss.

As a junior at West Virginia in 2018, he was selected Big 12 Defensive Player of the Year by the coaches and the Associated Press. He also received second-team All-America honors by the Associated Press and first-team All-Big 12 accolades by the Associated Press.

Long is a native of Cincinnati, Ohio.

2022 Game Notes:

- **Against New York Giants (9/11)**, totaled eight tackles, two quarterback pressures and one tackle for loss.
- **At Buffalo (9/19)**, registered two tackles.
- **Against Las Vegas (9/25)**, posted seven tackles.
- **At Indianapolis (10/2)**, tied for the team lead with seven tackles, including a tackle for loss. He added a pass defended.
- **At Washington (10/9)**, led the defense with 12 total tackles and produced the game-winning interception in the closing seconds of the fourth quarter. With the Commanders facing a third-and-goal from the two-yard line with nine seconds on the clock, Long stepped in front of Carson Wentz's pass to running back J.D. McKissic for an interception at the one-yard line. It was his third career interception and his first of the season.
- **Against Indianapolis (10/23)**, finished third on the defense with eight tackles and added an interception and two passes defended. In the second quarter, he picked off a Matt Ryan pass on third down for his fourth career interception. It gave him two consecutive games with an interception.
- **At Houston (10/30)**, led the team with eight tackles, including two tackles for loss, which tied for the team lead.
- **At Kansas City (11/6)**, ranked second on the team with 10 total tackles and added a quarterback pressure.
- **Against Denver (11/13)**, tied for the team lead with eight tackles with a quarterback pressure.

**Long's Career Regular Season Statistics:**

Year	GP	GS	Tackle	Sack	QBP	TFL	Int	PD	FF	FR
2019	14	0	15	0.0	0	2	0	1	1	0
2020	14	5	50	0.0	1	2	0	2	0	0
2021	10	9	75	0.0	6	4	2	6	0	0
2022	9	9	71	0.0	4	4	2	4	0	0
Totals	47	23	211	0.0	11	12	4	13	1	0

Long's Career Postseason Statistics:

Year	GP	GS	Tackle	Sack	QBP	TFL	Int	PD	FF	FR
2019	3	1	16	0.0	0	2	0	0	0	0
2020	1	1	5	0.0	1	0	0	0	0	0
2021	1	1	8	1.0	1	1	0	0	0	0
Totals	5	3	29	1.0	2	3	0	0	0	0

Long's Regular Season Single-Game Highs:

Tackles - 14 vs. Buffalo (10/18/21)

Interceptions - 1 (Four times, last vs. Indianapolis, 10/23/22)

Forced Fumbles - 1 vs. Kansas City (11/10/19)

Long's Playoff Single-Game Highs:

Tackles - 8 (Twice, last vs. Cincinnati, 1/22/22)

Sacks - 1 vs. Cincinnati (1/22/22)

Tackle For Loss - 2 at Kansas City (1/19/20)

MORE TITANS INSIDE LINEBACKERS**45 - LB CHANCE CAMPBELL**

6-2, 232, Rookie, Mississippi

➤ The Titans selected Chance Campbell in the sixth round (219th overall) of the 2022 NFL Draft.

➤ In one season at Mississippi (2021), Campbell started all 13 games and led the team with 109 tackles. He added six sacks, 11 quarterback pressures, 12.5 tackles for loss, two passes defended, three forced fumbles and led the SEC with three fumble recoveries while with the Rebels.

➤ A native of Ellicott City, Md., he transferred to Mississippi following three seasons (2018-20) the University of Maryland, where he amassed 107 tackles, 1.5 sacks, 10 tackles for loss, one interception, four passes defended, one forced fumble and one fumble recovery in 25 games.

➤ As a junior in 2020, he saw action in five games and made four starts for the Terrapins, leading the squad with 43 tackles. He earned All-Big Ten honorable mention.

2022 Game Notes:

➤ Placed on injured reserve on Sept. 9.

**53 - LB DYLAN COLE**

6-0, 237, 6th Year, Missouri State

➤ Dylan Cole was signed to the Titans practice squad on Oct. 13, 2021 and promoted to the 53-man roster on Nov. 16.

➤ In 2021, he appeared in nine games and tied for third on the team with a career-high 10 special teams tackles. He added a forced fumble on special teams and also contributed six tackles, one quarterback pressure, one tackle for loss and one pass defense on defense.

➤ Cole played four years with the Houston Texans (2017-20) after originally signing as an undrafted free agent. He played in 37 games for the Texans and totaled 67 tackles, two interceptions, one fumble recovery and 19 special teams stops.


➤ In 2020, Cole saw action in six games and recorded six tackles.

➤ In his rookie season in 2017, he played in 12 games with one start, and tallied career highs in tackles (32), interceptions (two), sacks (one) and tackles for loss (four).

➤ A native of Springfield, Mo., Cole earned All-American honors as a senior at Missouri State after he led all FCS players in total tackles per game (12.9) and was second nationally in solo tackles per game (7.7).

2022 Game Notes:

➤ **Against Las Vegas (9/25)**, saw extensive action at inside linebacker in the second half after Zach Cunningham exited with an injury. He totaled two tackles and a pass defended. Late in the fourth quarter, he broke up a pass on the Raiders' two-point conversion attempt. The play preserved the Titans' two-point victory.



- **At Indianapolis (10/2)**, recorded his second career start and his first start as a member of the Titans. He tied for the team lead with a career-high seven tackles, including a tackle for loss. He helped limit the Colts to 38 rushing yards on 23 attempts.
- **Against Indianapolis (10/23)**, started and totaled four tackles, one quarterback pressure and one special teams stop.
- **Against Denver (11/13)**, tallied four tackles, a sack and two tackles for loss. He notched his second career sack, taking down Russell Wilson for a nine-yard loss in the fourth quarter. The sack was on third down to end a Broncos drive. It was his first sack since Oct. 1, 2017 as a member of the Houston Texans.

42 - LB JOE JONES

6-0, 240, 6th Year, Northwestern

- Jones initially joined the Titans practice squad on Sept. 13, 2021 and was promoted to the 53-man roster later in the season.
- In 2021, he appeared in nine games in his first season with the Titans and totaled five special teams tackles in addition to posting one tackle and two quarterback pressures in limited snaps on defense.
- Prior to joining the Titans, he totaled 49 games of experience over four seasons (2017-20) with the Denver Broncos, recording 26 career special teams stops.
- He has also spent time with the Dallas Cowboys (2017), Los Angeles Chargers (2017), Seattle Seahawks (2017) and Tampa Bay Buccaneers (2021).
- He originally signed with the Cowboys as a rookie free agent on May 12, 2017.
- The Plano, Ill., native tallied 70 tackles, three sacks, two passes defended and one fumble recovery in 27 games at Northwestern (2013-16).

2022 Game Notes:

- **At Buffalo (9/19)**, led the team with three special teams tackles.


56 - LB MONTY RICE

6-0, 233, 2nd Year, Georgia

- The Titans selected Monty Rice in the third round (92nd overall) of the 2021 NFL Draft.
- In 2021, he appeared in 10 games with four starts before finishing the season on injured reserve. He registered 30 tackles and one pass defended.
- The Huntsville, Ala., native played four seasons at Georgia (2017-20) where he appeared in 47 games with 28 starts and tallied 219 tackles, 10.5 tackles for loss, two sacks, 21 quarterback pressures, five passes defended, three forced fumbles and one fumble recovery returned for a touchdown for the Bulldogs.
- In 2020, Rice was named a finalist for the Butkus Award, which recognizes the nation's best linebacker, after amassing 49 tackles, four tackles for loss, one sack, one pass defended, two forced fumbles and one fumble recovery returned for a score.
- As a junior in 2019, Rice was Georgia's leading tackler with 89 total stops.
- In 2018, he played in nine games and made five starts. Finished as Georgia's third-leading tackler with 59 stops. Also posted 1.5 tackles for loss, one sack, two quarterback pressures, one pass defended and one forced fumble.

2022 Game Notes:

- Placed on reserve/physically unable to perform on Aug. 24.
- Activated from reserve/physically unable to perform on Oct. 8.
- **Against Denver (11/13)**, notched his first start of the season and tied for third place on the defense with seven tackles, including a tackle for loss.



TITANS OUTSIDE LINEBACKERS

No.	Name	Ht	Wt	Exp	College
92	Adeniyi, Ola (IR)	6-1	248	5	Toledo
48	Dupree, Bud	6-4	269	8	Kentucky
58	Landry III, Harold (IR)	6-2	252	5	Boston College
99	Weaver, Rashad	6-4	259	2	Pittsburgh

#48 • OLB BUD DUPREE

6-4, 269, 8th Year, Kentucky

[Click for complete bio](#)



Outside linebacker **Bud Dupree** is in his eighth NFL season and his second campaign with the Titans in 2022. He was signed by the Titans as an unrestricted free agent on March 19, 2021.

Dupree returned from a season-ending injury with the Steelers in 2020 to play in 11 games with six starts for the Titans in 2021. He totaled 17 tackles, three sacks, 15 quarterback pressures, two tackles for loss, one pass defended and one forced fumble. In the team's divisional playoff game, he added two tackles, a sack and two quarterback pressures.

Dupree spent his first six NFL seasons in Pittsburgh after the Steelers chose him with the 22nd overall draft choice in the 2015 NFL Draft. His totals with the Steelers included 231 tackles, 39.5 sacks, 64 quarterback pressures, 53 tackles for loss, one interception, eight forced fumbles and three fumble recoveries in 81 games.

From 2019 to 2020, Dupree totaled 19.5 sacks, ranking eighth in the NFL despite missing five games. His six strip-sacks tied for fourth in the same period. In his final 17 games in Pittsburgh, he registered at least half a sack on 12 occasions.

In 2020, Dupree started the first 11 games but missed the final five contests due to injury. He totaled eight sacks, 15 quarterback hits, 31 tackles, eight tackles for loss, two forced fumbles and two passes defended.

In 2019, Dupree posted a career-best 11.5 sacks, 68 tackles, 16 tackles for loss, 17 quarterback hits, four forced fumbles, two fumble recoveries and three passes defended in a career-high 16 starts. His 16 tackles for loss ranked fourth in the NFL, while his sack total was the ninth-best in the league.

A native of Irwinton, Ga., Dupree played in 47 games with 38 starts at the University of Kentucky (2011-14) and finished with 247 tackles, 23.5 sacks, 38.0 tackles for loss and four forced fumbles. At the time he left school for the NFL, he ranked second in Wildcat history in career sacks.

2022 Game Notes:

- **Against New York Giants (9/11)**, recorded a six-yard sack in the first quarter. In the second quarter, he registered his fourth career fumble recovery, gaining control of the ball after it was fumbled by Daniel Jones on a sack by Jeffery Simmons. The takeaway led to a Titans field goal. He added six quarterback pressures to tie for the team lead.
- **At Buffalo (9/19)**, posted a quarterback pressure before leaving the game in the second quarter with an injury.
- **Against Las Vegas (9/25)**, he was inactive with a hip injury.
- **At Indianapolis (10/2)**, posted a tackle and a fumble recovery before exiting the game with an injury in the first quarter. He registered a fumble recovery in the first quarter, recovering the ball after it was lost by Matt Ryan. The takeaway led to a Titans touchdown. It was his second fumble recovery of 2022, which matched his career high for a season (2019), and the play gave him five career fumble recoveries.
- **At Washington (10/9)**, he was inactive with a hip injury.
- **Against Indianapolis (10/23)**, totaled three tackles, including a sack, and added a team-high eight quarterback pressures. In the fourth quarter, he ended a Colts drive with a three-yard sack of Matt Ryan on third down.
- **At Houston (10/30)**, finished with two tackles, one sack and three quarterback pressures. He dropped quarterback Davis Mills for a 13-yard loss in the second quarter. The sack came on third down, forcing the Texans

to settle for a field goal.

- **At Kansas City (11/6)**, contributed one tackle and one quarterback pressure before exiting the contest with a hip injury.
- **Against Denver (11/13)**, he was inactive with a hip injury.

Dupree's Career Regular Season Statistics:

Year	Team	GP	GS	Tackle	Sack	QBP	TFL	Int	PD	FF	FR
2015	Pit	16	5	26	4.0	6	4	0	1	0	0
2016	Pit	7	4	24	4.5	6	5	0	1	1	0
2017	Pit	15	15	40	6.0	7	12	0	1	0	1
2018	Pit	16	15	42	5.5	13	8	1	3	1	0
2019	Pit	16	16	68	11.5	17	16	0	3	4	2
2020	Pit	11	11	31	8.0	15	8	0	2	2	0
2021	Ten	11	6	17	3.0	15	2	0	1	1	0
2022	Ten	6	6	8	3.0	19	3	0	1	0	2
NFL Totals		98	78	256	45.5	98	58	1	13	9	5

Dupree's Career Postseason Statistics:

Year	Team	GP	GS	Tackle	Sack	QBP	TFL	Int	PD	FF	FR
2015	Pit	2	2	6	0.0	0	2	0	0	0	0
2016	Pit	3	3	15	0.5	3	1	0	1	0	0
2017	Pit	1	1	4	0.0	0	0	0	0	0	0
2021	Ten	1	0	2	1.0	2	1	0	0	0	0
Playoff Totals		7	6	27	1.5	5	4	0	1	0	0

Dupree's Regular Season Single-Game Highs:

- Tackles** - 7 vs. Cleveland (11/1/17)
- Sacks** - 2.5 at Buffalo (12/11/16)
- Interceptions** - 1 at Tampa Bay (9/24/18)
- Forced Fumbles** - 1 (Eight times, last at Baltimore, 11/1/20)
- Fumble Recovery** - 1 (Five times, last at Indianapolis, 10/2/22)
- Passes Defensed** - 2 at Cleveland (9/9/18)

Dupree's Playoff Single-Game Highs:

- Tackles** - 6 vs. Miami (1/8/17)
- Sacks** - 1 vs. Cincinnati (1/22/22)
- Passes Defensed** - 1 at Kansas City (1/15/17)

SACKS FROM 2019 TO 2020

In **Bud Dupree's** final two seasons in Pittsburgh, he ranked eighth in the NFL with 19.5 total sacks despite missing the final five games of the 2020 campaign. He posted 11.5 sacks in 2019 and eight sacks in 2020.

Dupree also ranked ninth in the NFL from 2019 to 2020 with 24 tackles for loss.

Most sacks in the NFL from 2019 to 2020:

Player	Sacks
1. T.J. Watt	29.5
2. Shaquil Barrett	27.5
3. Aaron Donald	26.0
Za'Darius Smith	26.0
5. Cameron Jordan	23.0
6. Myles Garrett	22.0
7. Chandler Jones	20.0
8. Bud Dupree	19.5
9. Joey Bosa	19.0
Justin Houston	19.0

Out of Dupree's 19.5 sacks from 2019 to 2020, he forced a fumble on six of those plays. His six strip-sacks tied for fourth place in that period.

Most strip-sacks in the NFL from 2019 to 2020:

Player	Strip-Sacks
1. Shaquil Barrett	8
2. Yannick Ngakoue	7
Chandler Jones	7
4. Bud Dupree	6
Jason Pierre-Paul	6
Myles Garrett	6
T.J. Watt	6
Khalil Mack	6
9. Aaron Donald	5
Benson Mayowa	5
Haason Reddick	5

#58 • OLB HAROLD LANDRY III

6-2, 252, 5th Year, Boston College
[Click for complete bio](#)



Outside linebacker **Harold Landry III** is in his fifth NFL season in 2022. He was selected by the Titans in the second round (41st overall) of the 2018 NFL Draft after the Titans traded up 16 spots in the second round (57 to 41) in order to take the former Boston College standout.

Landry was placed on injured reserve on Sept. 2, 2022.

From the start of his rookie season through 2021, Landry's 31 total sacks led the Titans. Other than **Jevon Kearse** (37), Landry produced the highest sack total by a Titans/Oilers player in his first four NFL seasons since individual sacks became an official NFL statistic in 1982.

From 2018 to 2021, Landry joined Pittsburgh's **Cameron Heyward** as the NFL's only players to be credited with at least 250 tackles (press box statistics), 30 sacks and two interceptions.

In 2021, Landry was named to his first Pro Bowl after starting all 17 games. He registered his third consecutive season to start every contest, extending his streaks to 64 consecutive games played and 52 consecutive starts. At the conclusion of 2021, his starting streak was the sixth-longest active streak in the NFL among all defensive players.

Landry's 12 sacks in 2021 led the Titans, ranked 10th in the NFL and established a career high. He became the first Titans player to record double-digit sacks in a season since **Brian Orakpo** (10.5) in 2016 and the first Titans player with 12 sacks in a season since **Jason Babin** (12.5) in 2010. Landry tied for second on the squad with 75 tackles, ranked second with a career-high 49 quarterback pressures, led the team with 14 tackles for loss, and added a forced fumble. He joined **Micah Parsons**, **Aaron Donald** and Heyward as the only NFL players in 2021 to post at least 75 tackles and 10 sacks.

Then, in the team's 2021 divisional playoff contest, he recorded 1.5 sacks. He improved his postseason career total to 4.5 sacks, becoming the organization's first player with at least four career postseason sacks since individual sacks became an official statistic in 1982.

In 2020, Landry recorded 16 starts for the second consecutive season. He led the team with 5.5 sacks, a then-career-high 32 quarterback pressures and a then-career-high 10 tackles for loss. He totaled 69 tackles and added one interception and a career-high five passes defensed. In one playoff contest, he led the team with 10 tackles and two sacks.

Landry started all 16 games in 2019 and led the Titans with nine sacks. His 28 quarterback pressures ranked second, and he added 81 tackles, four tackles for loss, one pass defensed, one forced fumble and two fumble recoveries. He also started all three postseason games and registered a sack and a team-high eight quarterback pressures.

As a rookie in 2018, he played in 15 games with three starts. His 4.5 sacks tied for third place on the team, and he also tied for second on the defense with 18 quarterback pressures.

In 46 career games playing defensive end for Boston College, Landry totaled 160 tackles, 26 sacks, 47.5 tackles for loss, seven passes defensed, 10 forced fumbles, one fumble recovery and one interception. His 26 career sacks were exceeded in school history by only **Mathias Kiwanuka** (37.5 from 2002-05).

As a senior in 2017, Landry played and started eight games before a season-ending ankle injury ended his year. He finished second on the team with five sacks and totaled 38 tackles, 8.5 tackles for loss and two passes defensed.

In 2016, Landry set the school's single-season record with 16.5 sacks, which led the nation. He added seven forced fumbles, which also led the country, while his 22 tackles for loss ranked fifth nationally and ranked second all-time for the Eagles. His numerous honors included Walter Camp second-team All-America, AP second-team All-America and second-team All-ACC by the Atlantic Coast Sports Media Association and the league's head coaches.

He is a native of Spring Lake, N.C.

2022 Game Notes:

- Placed on injured reserve on Sept. 2.

Landry's Career Regular Season Statistics:

Year	GP	GS	Tackle	Sack	QBP	TFL	Int	PD	FF	FR
2018	15	3	46	4.5	18	2	0	2	1	0
2019	16	16	81	9.0	28	4	1	1	1	2
2020	16	16	69	5.5	29	10	1	5	0	0
2021	17	17	75	12.0	49	14	0	0	1	0
2022	0	0	0	0.0	0	0	0	0	0	0
Totals	64	52	271	31.0	127	30	2	8	3	2

Landry's Career Postseason Statistics:

Year	GP	GS	Tackle	Sack	QBP	TFL	Int	PD	FF	FR
2019	3	3	8	1.0	8	1	0	1	0	0
2020	1	1	10	2.0	4	1	0	0	0	0
2021	1	1	6	1.5	5	1	0	0	0	0
Totals	5	5	24	4.5	17	3	0	1	0	0

Landry's Regular Season Single-Game Highs:

- Tackles** - 8 (Three times, last vs. Buffalo, 10/18/21)
- Sacks** - 2 (Three times, last vs. Buffalo, 10/18/21)
- Quarterback Pressures** - 9 at N.Y. Giants (12/16/18)
- Interceptions** - 1 (Twice, last vs. Jacksonville, 9/20/20)
- Forced Fumbles** - 1 (Three times, last at Indianapolis, 10/31/21)
- Fumble Recovery** - 1 (Twice, last vs. Tampa Bay, 10/27/19)

Landry's Playoff Single-Game Highs:

- Tackles** - 10 vs. Baltimore (1/10/21)
- Sacks** - 2 vs. Baltimore (1/10/21)
- Quarterback Pressures** - 5 vs. Cincinnati (1/22/22)

2021 NFL SACK LEADERS

With a career-high 12 sacks in 2021, Titans outside linebacker **Harold Landry III** ranked fifth in the AFC and 10th in the NFL.

In the franchise's "Titans era" (1999–present), his 12 sacks tied for the fourth-highest single-season total and were the most since **Jason Babin** produced 12.5 sacks in 2010.

Most sacks in 2021:

Player	Team	Sacks
1. T.J. Watt	Pittsburgh Steelers	22.5
2. Robert Quinn	Chicago Bears	18.5
3. Myles Garrett	Cleveland Browns	16.0
4. Nick Bosa	San Francisco 49ers	15.5
5. Trey Hendrickson	Cincinnati Bengals	14.0
6. Micah Parsons	Dallas Cowboys	13.0
7. Cameron Jordan	New Orleans Saints	12.5
Matt Judon	New England Patriots	12.5
Aaron Donald	Los Angeles Rams	12.5
10. Harold Landry III	Tennessee Titans	12.0



FRANCHISE SACK LEADERS

At the conclusion of the 2021 season, his fourth NFL season, **Harold Landry III** had 31 career sacks, a total that tied for 12th in franchise history.

In the franchise's "Titans era" (1999–present), his sack total ranks behind only **Jevon Kearse** (52), **Jurrell Casey** (51), **Derrick Morgan** (44.5) and **Kyle Vanden Bosch** (38.5).

Franchise career sack leaders*:

Player	Seasons	Sacks
1. Elvin Bethea	1968–1983	105.0
2. Ray Childress	1985–1995	75.5
3. Jesse Baker	1979–1987	66.0
4. William Fuller	1986–1993	59.0
5. Sean Jones	1988–1993	57.5
6. Jevon Kearse	1999–2003, 2008–2009	52.0
7. Jurrell Casey	2011–2019	51.0
8. Robert Brazile	1975–1984	48.0
9. Ted Washington	1973–1982	45.0
10. Derrick Morgan	2010–2018	44.5
11. Kyle Vanden Bosch	2005–2009	38.5
12. Harold Landry III	2018–2021	31.0
Curley Culp	1974–1980	31.0

* Individual sacks did not become an official NFL statistic until 1982.

SACKS IN FIRST FOUR SEASONS

From the start of his rookie season in 2018 through 2021, **Harold Landry III's** 31 total sacks led the Titans. Other than **Jevon Kearse** (37.0 sacks from 1999 through 2001), Landry produced the highest sack total by a Titans/Oilers player in his first four NFL seasons since individual sacks became an official NFL statistic in 1982.

Most sacks for the Titans/Oilers in a player's first three NFL seasons, 1982–2020:

Player	Seasons	Sacks
1. Jevon Kearse	1999–2002	37.0
2. Harold Landry III	2018–2021	31.0
3. Ray Childress	1985–1988	23.0
4. Kenny Holmes	1997–2000	22.5
5. Jurrell Casey	2011–2014	21.0
6. Travis LaBoy	2004–2007	19.5
7. Derrick Morgan	2010–2013	16.5
8. Gary Walker	1995–1998	16.0
9. (two tied)		15.5

CONSECUTIVE GAMES WITH A HALF SACK

When **Harold Landry III** registered a sack against the New Orleans Saints on Nov. 14, he joined **Jevon Kearse** as the only Titans/Oilers players since individual sacks became an official NFL statistic in 1982 to produce at least a half sack in eight consecutive games. Kearse had a half sack or more in each of the final 10 games of his 1999 NFL Defensive Rookie of the Year campaign and in the first two games of his second season.

In 2019, Landry recorded five consecutive games with at least a half sack.

Most consecutive games with at least a half sack for the Titans/Oilers (1982–present):

Player	Dates	Consecutive Games
1. Jevon Kearse	Oct. 31, 1999–Sept. 10, 2000	12
2. Harold Landry III	Sept. 26, 2021–Nov. 14, 2021	8
3. Sean Jones	Nov. 4, 1990–Dec. 23, 1990	7
Kevin Carter	Dec. 16, 2002–Sept. 28, 2003	7
5. Jevon Kearse	Sept. 28, 2003–Nov. 9, 2003	6
William Fuller	Sept. 8, 1991–Oct. 20, 1991	6
7. Harold Landry III	Oct. 27, 2019–Dec. 1, 2019	5
Brian Orakpo	Sept. 18, 2016–Oct. 16, 2016	5
Sean Jones	Nov. 1, 1992–Nov. 26, 1992	5
Lee Williams	Sept. 13, 1992–Oct. 18, 1992	5

GAME PREVIEW

TEAM NOTES

PLAYER NOTES

MEDIA

STATISTICS

ROSTERS

MORE TITANS OUTSIDE LINEBACKERS

92 - OLB OLA ADENIYI

6-1, 248, 5th Year, Toledo

➤ Ola Adeniyi (pronounced "OH-la ah-DAY-nee") joined the Titans as a free agent in 2021 after spending his first three seasons with the Pittsburgh Steelers organization.

➤ In 2021, he appeared in 16 games and set career highs with 2.5 sacks, 20 quarterback pressures, two tackles for loss and one pass defended. He contributed 11 tackles on defense and tied for third on the team with a career-high 10 special teams tackles.

➤ Adeniyi appeared in 32 games with one start and tallied 25 tackles and three forced fumbles during his three-year career with the Steelers.


➤ In 2020, Adeniyi appeared in 15 games for the Steelers and tallied career-highs with 16 tackles and eight special teams stops.

➤ During his career at the University of Toledo, he saw action in 34 games with 25 starts from 2015 to 2017. He totaled 118 tackles, 28 tackles for loss, 12.5 sacks, three forced fumbles, a fumble recovery and a pass defended in his collegiate career.

➤ Adeniyi was born in Lagos, Nigeria, and raised in Fort Bend County, Texas.

2022 Game Notes:

➤ Placed on injured reserve on Oct. 17.



99 - OLB RASHAD WEAVER

6-4, 259, 2nd Year, Pittsburgh

➤ Rashad Weaver was selected by the Titans in the fourth round (135th overall) of the 2021 NFL Draft.

➤ As a rookie in 2021, Weaver totaled two tackles in two games before being placed on injured reserve on Sept. 28.

➤ In four seasons at the University of Pittsburgh (2017-20), Weaver appeared in 35 games with 28 starts. He tallied 110 tackles, 34.5 tackles for loss, 17.0 sacks, nine passes defended, 28 quarterback pressures, five forced fumbles and four fumble recoveries.

➤ As a senior in 2020, he started nine games and totaled 35 tackles, 14.5 tackles for loss, 7.5 sacks, 12 quarterback pressures, two passes defended, three forced fumbles and one fumble recovery. Weaver was also Awarded first team All-ACC honors and was a semifinalist for the Bednarik Award.

➤ He is a native of Fort Lauderdale, Fla.

2022 Game Notes:

➤ **Against New York Giants (9/11)**, totaled four tackles, three quarterback pressures and his first two career sacks. In the first quarter, he recorded his first career sack, dropping Daniel Jones for a five-yard loss. In the third quarter, he notched a two-yard sack on third down to end a Giants drive.

➤ **Against Las Vegas (9/25)**, totaled two tackles, one sack and four quarterback pressures. He recorded his third sack of the season, dropping Derek Carr for a seven-yard loss in the second quarter. The sack came on third down to help force a punt.

➤ **At Indianapolis (10/2)**, totaled two tackles and three quarterback pressures and was credited with a three-yard sack and forced fumble in the third quarter. He knocked the ball out of Matt Ryan's hands, but it was recovered by the Colts. It was Weaver's team-leading fourth sack of 2022 (fourth career) and his first career forced fumble.

➤ **At Washington (10/9)**, helped force a turnover on downs in the third quarter, deflecting a Carson Wentz pass that bounced incomplete. He was also credited with a tackle and a quarterback pressure in the contest.

➤ **At Kansas City (11/6)**, tied for the team lead with five quarterback pressures.

➤ **Against Denver (11/13)**, produced two tackles, 1.5 sacks, one pass defended, one forced fumble and a team-high eight quarterback pressures. He tallied 1.5 sacks on the final defensive series of the game to help seal the victory. He split a two-yard sack of Russell Wilson with DeMarcus Walker, and later in the same drive, he registered his second career strip-sack (ball recovered by Denver).




TITANS CORNERBACKS

No.	Name	Ht	Wt	Exp	College
30	Avery, Tre	5-11	181	R	Rutgers
3	Farley, Caleb	6-2	197	2	Virginia Tech
26	Fulton, Kristian	5-11	197	3	Louisiana State
35	Jackson, Chris (IR)	5-10	193	3	Marshall
21	McCreary, Roger	5-11	190	R	Auburn
39	Mitchell, Terrance	5-11	191	9	Oregon
24	Molden, Elijah	5-10	192	2	Washington

#3 • CB CALEB FARLEY

6-2, 197, 2nd Year, Virginia Tech

[Click for complete bio](#)



Cornerback **Caleb Farley** is in his second NFL season in 2022. He was selected by the Titans in the first round (22nd overall) of the 2021 NFL Draft.

Farley appeared in three games with one start during his rookie season. He finished with four tackles and one pass defended before his season came to a premature end due to a knee injury. He spent the remainder of the season on injured reserve.

Farley played two seasons at Virginia Tech, appearing in 24 games with 23 starts. His career totals included six interceptions, 25 passes defended, 56 tackles, one sack, two quarterback hits and seven kickoff returns for 152 yards (21.7 avg.).

Farley redshirted as a wide receiver in 2017 and then began playing cornerback for the first time in his redshirt freshman campaign in 2018. He continued playing for the Hokies in 2019 and then opted out of the 2020 campaign due to COVID-19 concerns.

In 2019, he started all 11 games in which he appeared and was named first team All-ACC after leading the conference with 16 passes defended. His four interceptions tied for second place in the conference. He also totaled 20 tackles and a quarterback hit.

In 2018, he earned honorable mention for the Mayo Clinic Comeback Player of the Year Award after registering 36 tackles, one tackle for loss, one sack, two interceptions and nine passes defended. He also added seven kickoff returns for 152 total yards (21.7 avg.).

Farley is a native of Maiden, N.C.

2022 Game Notes:

➤ **At Buffalo (9/19)**, registered a career-high four tackles.

➤ **At Indianapolis (10/2)**, tied his career high with four tackles.

Farley's Career Regular Season Statistics:

Year	GP	GS	Tackle	Sack	QBP	TFL	Int	PD	FF	FR
2021	3	1	4	0.0	0	0	0	1	0	0
2022	9	1	10	0.0	0	0	0	0	0	0
Totals	12	2	14	0.0	0	0	0	1	0	0

Farley's Regular Season Single-Game Highs:

Tackles - 4 (Twice, last at Indianapolis, 10/2/22)

Passes Defended - 1 at Jacksonville (10/10/21)

#26 • CB KRISTIAN FULTON

5-11, 197, 3rd Year, Louisiana State

[Click for complete bio](#)

Cornerback **Kristian Fulton** is in his third NFL season in 2022. He was selected by the Titans in the second round (61st overall) of the 2020 NFL Draft.

In 2021, Fulton became a mainstay in the Titans lineup, starting all 13 games in which he played. He contributed two interceptions and tied for 11th in the NFL with a team-high 14 passes defended. Among all players in their first two NFL seasons, his 14 passes defended in 2021 tied for the league's fourth-highest total. He also contributed 40 tackles during the regular season and added six stops in the team's divisional playoff contest.

In 2020, Fulton appeared in six games with two starts as a rookie. He totaled 16 tackles, one interception, one pass defended, one sack, one quarterback pressure and one tackle for loss. He also played in one postseason contest.

Prior to entering the NFL, the New Orleans, La., native was a two-year starter at Louisiana State. He appeared in 28 games with 25 starts and finished his career with 65 tackles, 25 passes defended and two interceptions.

As a senior in 2019, he started all 15 games and posted 38 tackles, one tackle for loss, 15 passes defended and one interception. He was recognized with second-team All-SEC honors from the Associated Press. In his final collegiate game, Fulton helped LSU secure a National Championship victory over Clemson with a career-high six tackles and one pass defended.

2022 Game Notes:

- **Against New York Giants (9/11)**, set a career high and tied for third on the team with six total tackles. He was also credited with his first career forced fumble in the fourth quarter when he knocked the ball out of Saquon Barkley's hands, but the ball went out of bounds.
- **At Buffalo (9/19)**, he was inactive with a hamstring injury.
- **Against Las Vegas (9/25)**, returned to the starting lineup and tied his career high with six tackles, including a team-high two tackles for loss. He added a pass defended.
- **At Indianapolis (10/2)**, recorded his first career fumble recovery, pouncing on the ball after it was fumbled by Jonathan Taylor in the fourth quarter. The takeaway, which occurred in Titans territory, helped the Titans preserve their seven-point lead. He added three tackles and one pass defended.
- **At Washington (10/9)**, tallied four tackles.
- **Against Indianapolis (10/23)**, tied a career high with six tackles.
- **At Houston (10/30)**, tallied an interception, three tackles and a team-high two passes defended. He produced his first interception of the season and the fourth interception of his career, picking off a Davis Mills pass in the first quarter.
- **At Kansas City (11/6)**, led the team with two passes defended and added four tackles.
- **Against Denver (11/13)**, he was inactive with a hamstring injury.

**Fulton's Career Regular Season Statistics:**

Year	GP	GS	Tackle	Sack	QBP	TFL	Int	PD	FF	FR
2020	6	2	16	1.0	1	1	1	1	0	0
2021	13	13	40	0.0	0	0	2	14	0	0
2022	7	7	32	0.0	0	3	1	5	1	1
Totals	26	22	88	1.0	1	4	4	20	1	1

Fulton's Career Postseason Statistics:

Year	GP	GS	Tackle	Sack	QBP	TFL	Int	PD	FF	FR
2020	1	0	0	0.0	0	0	0	0	0	0
2021	1	1	6	0.0	0	0	0	0	0	0
Totals	2	1	6	0.0	0	0	0	0	0	0

Fulton's Regular Season Single-Game Highs:**Tackles** - 6 (Twice last vs. Las Vegas, 9/25/22)**Sacks** - 1 at Minnesota (9/27/20)**Interceptions** - 1 (Four times, last at Houston, 10/30/22)**Fumble Recoveries** - 1 at Indianapolis (10/2/22)**Fulton's Playoff Single-Game Highs:****Tackles** - 6 vs. Cincinnati (1/22/22)**MOST PASSES DEFENSED IN 2021**

In his second NFL season, cornerback **Kristian Fulton** tied for 11th place in the NFL and led the Titans defense with 14 passes defended. Among all players in their first two NFL seasons in 2021, he tied for the fourth-highest total behind only **Trevon Diggs** (21), **A.J. Terrell** (16) and **Bryce Hall** (16).

Most passes defended in 2021:

Player	Team	Passes Defended
1. J.C. Jackson	New England Patriots	23
2. Trevon Diggs *	Dallas Cowboys	21
3. Marshon Lattimore	New Orleans Saints	19
4. James Bradberry	New York Giants	17
Anthony Brown	Dallas Cowboys	17
6. Jalen Ramsey	Los Angeles Rams	16
Kendall Fuller	Washington Football Team	16
A.J. Terrell *	Atlanta Falcons	16
Bryce Hall *	New York Jets	16
Xavien Howard	Miami Dolphins	16
11. Kristian Fulton *	Tennessee Titans	14
Chidobe Awuzie	Cincinnati Bengals	14
Pat Surtain II *	Denver Broncos	14
Eric Stokes *	Green Bay Packers	14

* Rookie, first-year or second-year player in 2021

#21 • CB ROGER McCREARY

5-11, 190, Rookie, Auburn

[Click for complete bio](#)

Cornerback **Roger McCreary** was selected by the Titans in the second round (35th overall) of the 2022 NFL Draft.

During four seasons at Auburn (2018-21), McCreary appeared in 43 games with 23 starts and posted 135 tackles, five interceptions, 35 passes defended, 10 stops for loss, a forced fumble and two fumble recoveries.

As a senior in 2021, McCreary started 12 games at cornerback for the Tigers and collected a career-best 49 tackles, an interception, a sack, two stops for loss and a team-best 16 passes defended. He was a first-team All-America selection by The Athletic, Associated Press, ESPN and Reese's Senior Bowl.

As a junior in 2020, he established career highs with three interceptions and seven tackles for loss.

McCreary is a native of Mobile, Ala.

2022 Game Notes:

- **Against New York Giants (9/11)**, recorded a start in his NFL debut and posted two tackles. He and right tackle Nicholas Petit-Frere became the 20th and 21st rookies for the Titans since 1999 to start a season opener.



Since head coach Mike Vrabel arrived in 2018, McCreary and Petit-Frere became the third and fourth rookies to start in Week 1, joining wide receiver A.J. Brown (2019) and defensive back Chris Jackson (2020).

- **At Buffalo (9/19)**, started for the second consecutive week and led the defense with 11 tackles.
- **Against Las Vegas (9/25)**, led the team in tackles for the second consecutive game and added a pass defended. He posted 10 tackles one week after leading the defense with 11 stops.
- **At Indianapolis (10/2)**, tied for the team lead with seven tackles, including a tackle for loss.
- **At Washington (10/9)**, registered a pair of tackles.
- **Against Indianapolis (10/23)**, totaled five tackles and a pass defended.
- **At Houston (10/30)**, finished second on the defense with six tackles.
- **At Kansas City (11/6)**, recorded his first career interception on a deflected pass from Patrick Mahomes to Travis Kelce in the third quarter. He added eight tackles.
- **Against Denver (11/13)**, notched five tackles.

McCreary's 2022/Career Regular Season Statistics:

Year	GP	GS	Tackle	Sack	QBP	TFL	Int	PD	FF	FR
2022	9	9	56	0.0	0	1	1	3	0	0

McCreary's Regular Season Single-Game Highs:

Tackles - 11 at Buffalo (9/19/22)
Interceptions - 1 at Kansas City (11/6/22)

McCreary's College Statistics (Auburn):

Year	GP	GS	Tackle	Sack	TFL	Int	PD	FF	FR
2018	7	0	5	0.0	0	0	1	0	0
2019	13	1	36	0.0	1	1	12	0	1
2020	10	10	45	0.0	7	3	6	1	0
2021	12	12	49	1.0	2	2	16	0	1
Totals	42	23	135	1.0	10	6	35	1	2

#24 • CB ELIJAH MOLDEN

5-10, 192, 2nd Year, Washington

[Click for complete bio](#)

Cornerback **Elijah Molden** is in his second NFL season in 2022. He was selected by the Titans in the third round (100th overall) of the 2021 NFL Draft.

As a rookie in 2021, Molden appeared in 16 games with seven starts. He ranked fifth on the team and first among Titans rookies with 60 tackles and registered one interception for a touchdown. He was one of six rookie defensive backs with at least 60 tackles and one interception. Additionally, he contributed six quarterback pressures, three tackles for loss, four passes defended, one forced fumble, one fumble recovery and two stops on special teams. In the team's divisional playoff contest, he started and registered two tackles.

Prior to arriving in Tennessee, Molden totaled 153 tackles, five interceptions, 25 passes defended, four forced fumbles and two fumble recoveries in 44 games at the University of Washington. He earned first team All-Pac-12 honors on defense as a junior and senior and was named second team All-Pac-12 as an all-purpose/special teams player as a sophomore.



In 2020, Washington's football season was limited to four games due to the COVID-19 pandemic. Molden started all four contests and finished third on the squad with 26 tackles to go with one interception and two passes defended.

In 2019, Molden set career highs with a team-high 79 tackles, four interceptions and three forced fumbles with the Huskies.

He is a native of West Linn, Oregon.

2022 Game Notes:

- Placed on injured reserve on Sept. 9, 2022.
- Activated from injured reserve to the 53-man roster on Nov. 12, 2022.
- **Against Denver (11/13)**, started in his first appearance of 2022. He recorded three tackles, including a tackle for loss, before leaving the game in the second half with an injury.

Molden's Career Regular Season Statistics:

Year	GP	GS	Tackle	Sack	QBP	TFL	Int	PD	FF	FR
2021	16	7	60	0.0	6	3	1	4	1	1
2022	1	1	3	0.0	0	1	0	0	0	0
Totals	17	8	63	0.0	6	4	1	4	1	1

Molden's Career Postseason Statistics:

Year	GP	GS	Tackle	Sack	QBP	TFL	Int	PD	FF	FR
2021	1	1	2	0.0	0	0	0	0	0	0
Totals	1	1	2	0.0	0	0	0	0	0	0

Molden's Regular Season Single-Game Highs:

Tackles - 8 (Three times, last at L.A. Rams, 11/7/21)
Interceptions - 1 at Indianapolis (10/31/21)
Passes Defended - 2 at Indianapolis (10/31/21)
Forced Fumbles - 1 at Jacksonville (10/10/21)
Fumble Recoveries - 1 vs. Miami (1/2/22)

Molden's Playoff Single-Game Highs:

Tackles - 2 vs. Cincinnati (1/22/22)

MORE TITANS CORNERBACKS

30 - CB TRE AVERY

5-11, 181, Rookie, Rutgers

- Tre Avery was signed by the Titans as a rookie free agent on May 13, 2022.
- In four seasons at Rutgers (2018-21), Avery appeared in 35 games with 22 starts. He totaled 92 career tackles, 4.5 tackles for loss, one sack, four interceptions, 17 passes defended and one forced fumble. He added eight kick returns for 169 yards.
- As a senior in 2021, he appeared in 12 games with nine starts and tallied a career-high-tying 37 tackles to go along with 1.5 tackles for loss, one interception and six passes defended.
- As a junior in 2020, he started all nine games and recorded career-bests with 37 tackles, two tackles for loss and a team-high-tying eight passes defended. He also had an interception and was named third-team All-Big Ten by the league's coaches and media.
- Transferred to Rutgers in 2017 from Toledo, where he did not appear in a game.
- He is a native of Baltimore, Md.

2022 Game Notes:

- **Against New York Giants (9/11)**, led the team with three total special teams tackles in his NFL debut.
- **At Buffalo (9/19)**, registered his first career start and totaled three tackles. He also recovered a Titans fumble on special teams.
- **Against Denver (11/13)**, led the team with two special teams tackles.



35 - DB CHRIS JACKSON

5-10, 193, 3rd Year, Marshall

➤ Chris Jackson was selected by the Titans in the seventh round (243rd overall) of the 2020 NFL Draft.

➤ In 2021, Jackson participated in 12 games with three starts. He finished with 33 tackles, two quarterback pressures, one tackle for loss, four passes defended and one stop on special teams. He also played in the team's divisional playoff contest.

➤ In 2020, he appeared in 11 games with three starts as a rookie. He totaled 21 tackles, one tackle for loss, one pass defended and three special teams stops.

➤ Jackson started and registered a tackle in his NFL debut on Monday Night Football at Denver on Sept. 14, 2020. He became the franchise's first rookie drafted in the seventh round or later to start a Week 1 game since Sept. 10, 1989, when Oilers ninth-round rookie tight end Bob Mrosko started at Minnesota.

➤ A native of Tallahassee, Fla., he started 48 games during a four-year career at Marshall. He posted 189 tackles, 6.5 tackles for loss, two sacks, seven interceptions with one returned for a touchdown, 45 passes defended and two fumble recoveries with one returned for a score for the Thundering Herd. His 45 passes defended ranked first in Marshall history, and he earned all-conference recognition in all four of his collegiate seasons.



2022 Game Notes:

➤ Placed on injured reserve on Sept. 21, 2022.

39 - CB TERRANCE MITCHELL

5-11, 191, 9th Year, Oregon

➤ Terrance Mitchell was signed by the Titans off the New England Patriots practice squad on Sept. 21, 2022.

➤ Prior to arriving in Tennessee, Mitchell appeared in 83 career games with 51 total starts during his time with the Dallas Cowboys (2015), Chicago Bears (2015), Kansas City Chiefs (2016-17), Cleveland Browns (2018-20) and Houston Texans (2021). During that time he totaled eight interceptions, nine forced fumbles, one fumble recovery, one sack and 269 tackles.

➤ In 2021, played in 14 games with 13 starts for the Texans and recorded 60 tackles, one interception and three forced fumbles.

➤ A seventh-round selection by the Cowboys in the 2014 NFL Draft, he played three seasons at the University of Oregon (2011-13). In his final season with the Ducks, he led the team and ranked fifth in the Pac-12 Conference with a career-high five interceptions.

➤ He is a native of Sacramento, Calif.



2022 Game Notes:

➤ **Against Las Vegas (9/25)**, finished second on the team with eight tackles in his first game in a Titans uniform. His total included a tackle for loss.

➤ **Against Indianapolis (10/23)**, credited with three tackles and a forced fumble. In the fourth quarter, he helped seal the victory with a forced fumble. On a reception by Michael Pittman Jr., he knocked the ball loose, and it was recovered by safety Amani Hooker. Following the takeaway, the Titans offense was able to run out the final 3 minutes and 22 seconds of the clock.

➤ **Against Denver (11/13)**, helped seal the victory with an interception at the goal line in the final 20 seconds of the fourth quarter. It was his first interception in a Titans uniform and the ninth interception of his career. He tied for the team lead with three passes defended and with eight tackles.



TITANS SAFETIES

No.	Name	Ht	Wt	Exp	College
47	Adams, Andrew	5-11	202	7	Connecticut
31	Byard, Kevin	5-11	212	7	Middle Tennessee State
37	Hooker, Amani	5-11	210	4	Iowa
20	Johnson Jr., Lonnie	6-2	213	4	Kentucky
28	Kalu, Joshua	6-0	203	4	Nebraska
33	Moore Jr., A.J. (IR)	5-11	200	5	Mississippi
29	Thompson, Josh (IR)	6-0	194	R	Texas

#31 • S KEVIN BYARD

5-11, 212, 7th Year, Middle Tennessee State

[Click for complete bio](#)



Safety **Kevin Byard** is in his seventh NFL season in 2022. He was selected by the Titans in the third round (64th overall) of the 2016 NFL Draft.

Byard is one of the team's most accomplished defenders and is among the NFL's most successful safeties in recent years. He finished the 2021 campaign as a three-time team captain, two-time Pro Bowl selection and a two-time Associated Press first-team All-Pro. Since entering the league, he has been a part of six consecutive winning seasons and four playoff berths.

Byard did not miss a game from 2016 through 2021, totaling 97 games in the regular season and seven postseason games. At the conclusion of 2021, his 88 consecutive starts in the regular season was the leading current streak among all Titans players, ranked first in the NFL among defenders, and was the sixth-longest active streak among all players.

Over a five-year period from 2017 through 2021, Byard led all safeties with 23 interceptions. The only players with more interceptions in that time were cornerbacks **Xavien Howard** (27) and **J.C. Jackson** (25). His interception total was 11th on the franchise's all-time list and sixth among all Titans/Oilers safeties.

In 2021, Byard was announced as a starter to his second career Pro Bowl and earned first-team Associated Press All-Pro honors for the second time in his career. He joined **Bruce Matthews** (1999–2000) and **Albert Haynesworth** (2007–2008) as the franchise's only players in its "Titans era" (since 1999) to earn multiple first-team AP All-Pro honors.

Byard led the Titans in 2021 with five interceptions and 88 tackles, becoming the franchise's first player to lead the team in tackles and interceptions in the same season since the team began tracking individual tackle statistics in 1974. It was his second consecutive season to lead the club in tackles and the fourth time in his career he was the interceptions leader. Additionally, his 13 passes defended ranked second on the team and made up the highest total among NFL safeties. He also was credited with one sack, two quarterback pressures, one tackle for loss, two forced fumbles, one fumble recovery and his first two career touchdowns—one on a fumble return and one on an interception return. He was the first Titans player with two defensive touchdowns in the same season since linebacker **Zach Brown** in 2012.



In 2020, Byard was a defensive team captain for the second consecutive season and the team's Walter Payton NFL Man of the Year nominee. His 111 tackles led the team and established a career high. Additionally, he registered one interception, seven passes defended, two quarterback pressures, one tackle for loss and one forced fumble. In one playoff game he produced five tackles, one pass defended and a quarterback pressure.

From 2017 through 2019, no NFL player had more interceptions than Byard, who had 17. His 2019 totals included a team-leading five interceptions, 10 passes defended, 91 tackles, one quarterback pressure and two tackles for loss. In three postseason games, he added 20 tackles and one interception.

In 2018, Byard finished with a team-leading four interceptions, 10 passes defended, 96 tackles and two sacks. He also completed a touchdown pass on a memorable fake punt to help defeat the Houston Texans (Sept. 16).

Byard experienced a breakthrough second-year season in 2017. He was named to the Pro Bowl and earned first-team Associated Press All-Pro honors after tying Detroit's **Darius Slay** for the NFL lead with eight interceptions. He added a pair of fumble recoveries to pace the league with 10 total takeaways.

As a rookie in 2016, Byard played in every game, starting the final seven contests at free safety. His 63 tackles were the most by a Titans rookie safety since **Tank Williams'** 69 tackles in 2002. He also ranked second on the squad with 10 special teams tackles.

During a four-year career at Middle Tennessee State University, he appeared in 49 games and notched 46 starts at safety while becoming one of the most prolific defenders in school history. He set school records with 19 career interceptions, 377 interception return yards and four interception returns for touchdowns, and he finished sixth in MTSU history with 312 career tackles. In total, he had a hand in 25 turnovers (19 interceptions, five forced fumbles and one fumble recovery) during his career and added 17 career passes defended and five tackles for loss. He was twice named first-team All-Conference USA.

As a senior in 2015, Byard appeared in 12 games with nine starts as a permanent team captain and was named first-team All-Conference USA for the second consecutive year. He ranked fourth on the team with 66 tackles and led the squad with four interceptions and six additional pass breakups.

The Lithonia, Ga., native set a career high in college with six interceptions as a junior and forced to fumbles the same season.

2022 Game Notes:

- **Against New York Giants (9/11)**, led the team with 12 tackles.
- **At Buffalo (9/19)**, finished second on the team with seven tackles.
- **Against Las Vegas (9/25)**, credited with four tackles and one interception in his 100th regular-season game in the NFL. Recorded his first interception of 2022 in the fourth quarter, picking off a Derek Carr pass in the end zone and racing 24 yards on the return. With his 24th career interception, he tied Zeke Moore (24) for 10th place on the all-time franchise interception list. With 24 interceptions in his first 100 career games, he recorded the third-highest total among Titans/Oilers players since 1970 in a player's first 100 career games. Only Cris Dishman (26) and Mike Reinfeldt (25) had more.
- **At Indianapolis (10/2)**, posted six tackles and helped limit the Colts to 38 rushing yards.
- **At Washington (10/9)**, finished second on the team with eight tackles.
- **Against Indianapolis (10/23)**, tallied four tackles.
- **At Houston (10/30)**, tied for third place on the team with four tackles.
- **At Kansas City (11/6)**, led the team with 12 total tackles.
- **Against Denver (11/13)**, posted three tackles.

Byard's Career Regular Season Statistics:

Year	GP	GS	Tackle	Sack	QBP	TFL	Int	PD	FF	FR
2016	16	7	63	1.0	3	5	0	4	0	0
2017	16	16	87	0.0	3	4	8	18	0	2
2018	16	16	96	2.0	4	0	4	10	0	0
2019	16	16	91	0.0	1	2	5	10	0	0
2020	16	16	111	0.0	2	1	1	7	1	0
2021	17	17	88	1.0	2	1	5	13	2	1
2022	9	9	60	0.0	1	0	1	1	0	0
Totals	106	97	596	4.0	16	13	24	63	3	3

Byard's Career Postseason Statistics:

Year	GP	GS	Tackle	Sack	QBP	TFL	Int	PD	FF	FR
2017	2	2	16	0.0	0	0	0	0	0	0
2019	3	3	20	0.0	0	0	1	1	0	0
2020	1	1	5	0.0	1	0	0	1	0	0
2021	1	1	3	0.0	0	0	0	0	0	0
Totals	7	7	44	0.0	1	0	1	2	0	0

Byard's Regular Season Single-Game Highs:

- Tackles** - 16 vs. Washington (12/22/18)
- Sacks** - 1 (Four times, last at New England, 11/28/21)
- Tackles For Loss** - 2 (Twice, last at Miami, 10/8/17)
- Interceptions** - 3 at Cleveland (10/22/17)
- Passes Defended** - 3 (Twice, last vs. Baltimore, 11/5/17)
- Forced Fumbles** - 1 (Twice, last vs. Kansas City, 10/24/21)
- Fumble Recoveries** - 1 (Three times, last at Jacksonville, 10/10/21)

Byard's Playoff Single-Game Highs:

- Tackles** - 11 at Baltimore (1/11/20)
- Interceptions** - 1 at Baltimore (1/11/20)

MOST INTERCEPTIONS FROM 2017-2022

Since the beginning of the 2017 campaign, Titans safety **Kevin Byard** leads all safeties and ranks third in the NFL with 24 interceptions.

Most interceptions from 2017-2022:

Player	Interceptions
1. Xavien Howard	27
2. J.C. Jackson	25
3. Kevin Byard	24
4. Jordan Poyer	22
5. Harrison Smith	21
6. Justin Simmons	20
Darius Slay	20
8. Tyrann Mathieu	19
Quandre Diggs	19
10. Marcus Williams	18
Marcus Peters	18

2021 NFL INTERCEPTION LEADERS

Titans safety **Kevin Byard** led the Titans and tied for fourth place in the NFL in 2021 with five interceptions. Only Cowboys cornerback **Trevon Diggs**, Patriots cornerback **J.C. Jackson** and Lions cornerback **Amani Oruwariye** had more.

Most interceptions in 2021:

Player	Team	Interceptions
1. Trevon Diggs	Dallas Cowboys	11
2. J.C. Jackson	New England Patriots	8
3. Amani Oruwariye	Detroit Lions	6
4. Kevin Byard	Tennessee Titans	5
Micah Hyde	Buffalo Bills	5
Jordan Poyer	Buffalo Bills	5
Quandre Diggs	Seattle Seahawks	5
Justin Simmons	Denver Broncos	5
Xavier McKinney	New York Giants	5
Rasul Douglas	Green Bay Packers	5
Xavien Howard	Miami Dolphins	5

2021 TITANS TACKLE LEADERS

In addition to leading the Titans with five interceptions in 2021, safety **Kevin Byard** also led the defense with 88 total tackles. It was the second consecutive season in which Byard led the Titans in tackles after totaling 111 stops in 2020.

Titans tackle leaders in 2021:

Player	Position	Total	Solo	Assist
1. Kevin Byard	S	88	57	31
2. Harold Landry III	OLB	75	51	24
David Long Jr.	ILB	75	46	29
4. Amani Hooker	S	62	38	24
5. Elijah Molden	CB	60	42	18
6. Rashaan Evans	ILB	57	35	22
7. Jayon Brown	ILB	55	35	20
8. Jackrabbit Jenkins	CB	54	38	16
Jeffery Simmons	DT	54	42	12
10. Kristian Fulton	CB	40	30	10



CONSECUTIVE STARTS THROUGH 2021

Titans safety **Kevin Byard** has never missed a game in his NFL career and has started every game since the 10th game of his rookie season in 2016.

Among all current safeties, Byard's active consecutive starting streak ranks first in the NFL.

Longest current starting streak among active NFL safeties (through 2021):

Player	Current Team	Active Consecutive Starting Streak
1. Kevin Byard	Tennessee Titans	88
2. Adrian Amos	Green Bay Packers	67
3. Justin Simmons	Denver Broncos	65
4. Duron Harmon	Atlanta Falcons	39
5. Quandre Diggs	Seattle Seahawks	33

Byard not only has the longest starting streak among safeties, he now holds the longest starting streak among all NFL defensive players.

The only offensive players in the NFL with a longer active starting streak at the conclusion of 2021 were offensive linemen **Jake Matthews** (127), **Charles Leno** (110), **Alejandro Villanueva** (107) and **Jason Kelce** (122) and quarterback **Tom Brady** (93).

Longest current starting streak among active NFL defensive players (through 2021):

Player (Position)	Current Team	Active Consecutive Starting Streak
1. Kevin Byard (S)	Tennessee Titans	88
2. Adrian Amos (S)	Green Bay Packers	67
3. Leonard Floyd (LB)	Los Angeles Rams	65
Justin Simmons (S)	Denver Broncos	65
DaQuan Jones (DT)	Carolina Panthers	65

FRANCHISE INTERCEPTION LEADERS

Titans safety **Kevin Byard** is tied with **Zeke Moore** for 10th place on the franchise's all-time interceptions list. He is in sixth place among all Titans/Oilers safeties.

Most career interceptions in franchise history:

Player (Position)	Years	Int	Yds	Avg	Lg	TD
1. Jim Norton (S)	1960-68	45	592	13.2	56	1
2. Cris Dishman (CB)	1988-96	31	348	11.2	43	1
3. Fred Glick (S)	1961-66	30	390	13.0	45	1
4. Tony Banfield (CB)	1960-65	27	224	8.3	58	0
W.K. Hicks (CB)	1964-69	27	457	16.9	62	0
Darryll Lewis (CB)	1991-98	27	540	20.0	98t	5
7. Mike Reinfeldt (S)	1976-83	26	375	14.4	39	0
8. Michael Griffin (S)	2007-15	25	328	13.1	83t	1
Ken Houston (S)	1967-72	25	650	26.0	78	9
10. Kevin Byard (S)	2016-22	24	300	12.5	33	1
Zeke Moore (CB)	1967-77	24	444	18.5	74	2
12. Willie Alexander (CB)	1971-79	23	379	16.5	95t	1
Samari Rolle (CB)	1998-04	23	349	15.2	81t	1
14. Marcus Robertson (S)	1991-00	22	428	19.5	69	0
15. Gregg Bingham (LB)	1973-84	21	279	13.3	54	0

INTERCEPTIONS IN FIRST SIX SEASONS

Titans safety **Kevin Byard** totaled 23 interceptions from the time he entered the NFL in 2016 as a third-round draft pick through 2021. Since the 1970 NFL-AFL merger, his total tied for first among all franchise players in their first six seasons.

Most interceptions in a Titans/Oilers player's first six seasons, 1970-2021:

Player (Position)	First Four Seasons	Interceptions
1. Kevin Byard (S)	2016-2021	23
Mike Reinfeldt (S)	1976-1981	23
Cris Dishman (CB)	1988-1993	23
4. Samari Rolle (CB)	1998-2003	22
5. Michael Griffin (S)	2007-2012	21

Among all active NFL players in 2021, only four had more interceptions than Byard in their first six NFL seasons. No other safety had more than Byard's 23 interceptions in the first six seasons of his career.

Active NFL players with the most interceptions their first six NFL seasons (through 2021):

Player (Position)	First Six Seasons	Interceptions
1. Marcus Peters (CB)	2015-2020	31
2. Richard Sherman (CB)	2011-2016	30
3. Xavien Howard (CB)	2016-2021	27
4. J.C. Jackson (CB)	2018-2021	25
5. Kevin Byard (S)	2016-2021	23

2019 NFL INTERCEPTION LEADERS

Titans safety **Kevin Byard** tied for fourth place in the NFL with five interceptions in 2019.

Most interceptions in 2019:

Player	Interceptions
1. Stephon Gilmore	6
Anthony Harris	6
Tre'Davious White	6
4. Kevin Byard	5
J.C. Jackson	5
Devin McCourty	5
Janoris Jenkins	5
Marcus Peters	5
Minkah Fitzpatrick	5
Darius Leonard	5
Kevin King	5
Joe Haden	5

SEASON INTERCEPTIONS, TEAM HISTORY

Kevin Byard recorded a team-high eight interceptions in 2017. His total tied for seventh in franchise history and was the highest by any franchise player since Oilers cornerback **Rishard Johnson** picked off eight passes in 1990.

Most interceptions in a season, franchise history:

Player	Season	Position	Interceptions
1. Mike Reinfeldt	1979	S	12
Fred Glick	1963	S	12
3. Miller Farr	1967	CB	10
4. Ken Houston	1971	S	9
W.K. Hicks	1965	CB	9
Jim Norton	1961	S	9
7. Kevin Byard	2017	S	8
Richard Johnson	1990	CB	8
Pete Jaquess	1964	CB	8
Jim Norton	1962	S	8
Tony Banfield	1961	CB	8

2017 NFL LEADERS

Titans safety **Kevin Byard** tied for the NFL lead with eight interceptions in 2017, his second NFL season. He shared the top of the leaderboard with Detroit Lions cornerback **Darius Slay**.

Most interceptions in 2017:

Player	Team	Position	Interceptions
1. Kevin Byard	Tennessee	S	8
Darius Slay	Detroit	CB	8
3. Eric Weddle	Baltimore	S	6
A.J. Bouye	Jacksonville	CB	6
5. (five tied)			5

Additionally, Byard recorded two fumble recoveries on defense. His 10 total defensive takeaways were the most in the NFL.

Slay ranked second with nine takeaways, while Kansas City cornerback **Marcus Peters** tied Baltimore safety **Eric Weddle** for third place with seven takeaways.

Most total defensive takeaways in 2017:

Player	Team	Interceptions	Def. Fumble Recoveries	Total Takeaways
1. Kevin Byard	Ten	8	2	10
2. Darius Slay	Det	8	1	9
3. Marcus Peters	KC	5	2	7
Eric Weddle	Bal	6	1	7
5. (four tied)				6

INTERCEPTIONS IN A GAME, TEAM HISTORY

With three interceptions at Cleveland on Oct. 22, 2017, safety **Kevin Byard** tied a franchise record and became the ninth player in franchise history to record three interceptions in a regular season game.

Byard became the first NFL player in 2017 to record three interceptions in a game and the first NFL player to do so since Philadelphia Eagles safety **Kurt Coleman** at Washington on Oct. 16, 2011. He was the first Titans player to record three interceptions in a game since linebacker **Keith Bulluck** accomplished the feat at New Orleans on Monday night, Sept. 24, 2007.

Most interceptions in a game, franchise history:

Player (Pos)	Date	Opp	Int	Yds	Avg	TD
1. Kevin Byard (S)	10/22/17	Cle	3	60	20.0	0
Keith Bulluck (LB)	9/24/07	NO	3	51	17.0	0
Samari Rolle (CB)	12/26/99	Jac	3	66	22.0	0
Marcus Robertson (S)	11/21/93	Cle	3	69	23.0	0
Willie Alexander (CB)	11/14/71	Oak	3	40	13.3	0
Ken Houston (S)	10/24/71	Pit	3	28	9.3	0
Miller Farr (CB)	10/15/67	NYJ	3	128	42.7	1
W.K. Hicks (CB)	10/31/65	Buf	3	50	16.7	0
Jim Norton (S)	12/2/62	Den	3	22	7.3	0



PLAYERS WITH INTERCEPTION & TD PASS

In a victory over the Houston Texans on Sept. 16, 2018, **Kevin Byard** completed a 66-yard touchdown pass to defensive back **Dane Cruikshank**.

Byard became the first defensive player in franchise history to record a touchdown pass. Additionally, Byard's touchdown pass was the longest by a defensive player in the Super Bowl era. The previous long was held by Los Angeles Rams defensive back **Ed Meador**, who had an 18-yard touchdown pass at Atlanta on Nov. 19, 1967.

Byard, who tied for the NFL lead in 2017 with eight interceptions, also became only the fifth player in the Super Bowl era to throw at least one touchdown pass and record at least one career interception.

NFL players in the Super Bowl era with at least one career interception and one career touchdown pass (1966 through 2018):

Player	NFL Seasons	Career Pass TDs	Career Interceptions
Kevin Byard	2016–2018	1	12
Randy Moss	1998–2012	2	1
Tom Myers	1972–1981	1	36
Eddie Meador	1966*–1970	1	26
Paul Krause	1966*–1979	1	63

* Meador played from 1959–1970; Krause played from 1964–1979

#37 • S AMANI HOOKER

5-11, 210, 4th Year, Iowa

[Click for complete bio](#)



Safety **Amani Hooker** is in his fourth NFL season in 2022. He was selected by the Titans in the fourth round (116th overall) of the 2019 NFL Draft.

Hooker appeared in 12 games in 2021 with a career-high 12 starts. He totaled a career-best 62 tackles, one tackle for loss, one interception, four passes defended and one forced fumble. He added seven tackles and an interception in the team's divisional playoff contest.

In 2020, Hooker played 16 games with three starts. He tied **Malcolm Butler** for the team lead with four interceptions and ranked fourth on the team with seven special teams tackles. Additionally, he totaled one tackle for loss and eight passes defended.

As a rookie in 2019, Hooker played as a reserve safety in all 16 games and collected 13 tackles while ranking third on the team with eight special teams tackles.

During a three-year career at Iowa, Hooker played in 36 games with 19 starts and totaled 125 tackles, six interceptions, a sack, 3.5 tackles for loss and nine passes defended. He declared for the NFL Draft following his junior campaign.

Hooker is a native of Minneapolis, Minn.

2022 Game Notes:

- **Against New York Giants (9/11)**, notched an interception in the end zone in the fourth quarter. On a play from Tennessee's eight-yard line, he stepped in front of Daniel Jones' pass to Saquon Barkley to record his sixth career interception. He added four tackles in the contest.
- **At Buffalo (9/19)**, tallied a pair of tackles and a pass defended.
- **Against Las Vegas (9/25)**, credited with six tackles and one forced fumble. He recorded his second career forced fumble when he knocked the ball out of the hands of Josh Jacobs in the fourth quarter, but the ball went out of bounds.
- **At Indianapolis (10/2)** and **at Washington (10/9)**, he was inactive with a concussion.
- **Against Indianapolis (10/23)**, returned from injury to start and tie for the team lead with 10 tackles. He also notched a tackle for loss and a fumble recovery. In the fourth quarter, he helped clinch the victory with a takeaway, when he was credited with his first career fumble recovery on a forced fumble by Terrance Mitchell in Titans territory. Following the fumble recovery, the Titans offense was able to run out the final 3 minutes and 22 seconds of the clock. His 10 tackles were his most in a game since a career-high 12 at the L.A. Rams on Nov. 7, 2021.
- **At Houston (10/30)**, recorded one tackle before exiting the contest due to injury.
- **At Kansas City (11/6)** and **against Denver (11/13)**, he was inactive with a shoulder injury.

Hooker's Career Regular Season Statistics:

Year	GP	GS	Tackle	Sack	QBP	TFL	Int	PD	FF	FR
2019	16	0	13	0.0	0	0	0	0	0	0
2020	16	3	44	0.0	0	1	4	8	0	0
2021	12	12	62	0.0	0	1	1	4	1	0
2022	5	5	23	0.0	0	1	1	2	1	1
Totals	49	20	142	0.0	0	3	6	14	2	1

Hooker's Career Postseason Statistics:

Year	GP	GS	Tackle	Sack	QBP	TFL	Int	PD	FF	FR
2019	3	0	3	0.0	0	0	0	0	0	0
2020	1	0	0	0.0	0	0	0	0	0	0
2021	1	1	7	0.0	0	0	1	2	0	0
Totals	5	1	10	0.0	0	0	1	2	0	0

Hooker's Regular Season Single-Game Highs:**Tackles** - 12 at L.A. Rams (11/7/21)**Interceptions** - 1 (Six times, last vs. N.Y. Giants, 9/11/22)**Passes Defensed** - 2 (Twice, last at Baltimore, 11/22/20)**Hooker's Playoff Single-Game Highs:****Tackles** - 7 vs. Cincinnati (1/22/22)**Interceptions** - 1 vs. Cincinnati (1/22/22)**Passes Defensed** - 2 vs. Cincinnati (1/22/22)**MORE TITANS SAFETIES****47 - DB ANDREW ADAMS****5-11, 202, 7th Year, Connecticut**

➤ Andrew Adams was signed by the Titans off the Pittsburgh Steelers practice squad on Sept. 21, 2022.

➤ Prior to joining the Titans, Adams appeared in 87 games with 35 starts during his time with the New York Giants (2016-17) and Tampa Bay Buccaneers (2018-21). His career totals during that time included seven interceptions, two forced fumbles, 190 tackles and 12 special teams stops.

➤ In 2021, Adams played in 14 games with three starts for Tampa Bay, registering 24 tackles and one interception.

➤ In 2018, Adams set career highs with four interceptions and nine passes defensed with the Buccaneers.

➤ He originally entered the NFL in 2016 as an undrafted free agent with the Giants.

➤ A native of Fayetteville, Ga., he played four seasons at Connecticut, appearing in 45 games with 33 starts. His college statistics included 263 tackles, nine interceptions and 24 passes defensed.

2022 Game Notes:

➤ **At Indianapolis (10/2)**, registered his first start in a Titans uniform and his 36th career start. He totaled five tackles and a quarterback pressure.

➤ **Against Indianapolis (10/23)**, started at safety, tied for the team lead with a career-high 10 tackles and notched his first career interception return for a touchdown. In the second quarter, he recorded a 76-yard interception for a touchdown on a pass from Matt Ryan to Parris Campbell. It was his eighth career interception. Adams registered the Titans' longest interception return since linebacker Zach Brown's 79-yard touchdown against Jacksonville on Dec. 30, 2012.

➤ **At Kansas City (11/6)**, totaled seven tackles.

➤ **Against Denver (11/13)**, tied for third on the team with seven tackles.

**20 - DB LONNIE JOHNSON JR.****6-2, 213, 4th Year, Kentucky**

➤ The Titans claimed Lonnie Johnson Jr. off waivers from the Kansas City Chiefs on Aug. 16, 2022.

➤ Prior to joining the Titans, Johnson appeared in 44 games with 19 starts for the Houston Texans from 2019 to 2021. He recorded 159 tackles, three interceptions, 13 passes defensed and 13 special teams stops before being traded from the Texans to the Chiefs on May 2, 2022.

➤ In 2021, he played in 14 games for the Texans with seven starts, totaling 51 tackles and three interceptions.

➤ In a two-year career at the University of Kentucky, Johnson appeared in 26 games and registered one interception and 12 passes defensed.



Additionally, he played one season at Garden City (Kan.) Community College and one year at San Bernadino Valley Community College.

➤ The Gary, Ind., native was selected by the Texans in the second round (54th overall) of the 2019 NFL Draft.

28 - DB JOSHUA KALU**6-0, 203, 4th Year, Nebraska**

➤ Joshua Kalu re-signed with the Titans as a free agent on July 23, 2022.

➤ He spent the entire 2021 season on injured reserve with the New York Giants after sustaining an injury during preseason.

➤ Kalu previously played three seasons with the Titans (2018-20) after signing as an undrafted college free agent in 2018. Over those three seasons, he played in 28 games and totaled 26 tackles, one passed defensed, 15 special teams stops and one blocked field goal.

➤ In Week 10 of 2019 against Kansas City, Kalu secured a victory by coming off the edge and blocking Harrison Butker's potential game-tying 52-yard field goal as time expired.

➤ In 2018, he made his NFL debut and appeared in five games during his rookie season.

➤ The Houston, Texas, native played in 48 games with 37 starts at cornerback and safety over four seasons at the University of Nebraska. He totaled 215 tackles, two sacks, 27 passes defensed, seven interceptions for 78 yards and a score, three forced fumbles and one fumble recovery. At the conclusion of his career, his 27 passes defensed tied for seventh in Cornhusker history, and his 215 career tackles ranked fifth all-time among Nebraska defensive backs and among the top 30 overall tacklers in Cornhusker history.

➤ **At Washington (10/9)**, recorded his first career start at safety and recorded two tackles.

➤ **At Kansas City (11/6)**, started and ranked third on the defense with a career-high nine tackles.

➤ **Against Denver (11/13)**, tied for the team lead with a career-high three passes defensed.

**33 - S.A.J. MOORE JR.****5-11, 200, 5th Year, Mississippi**

➤ A.J. Moore Jr. was signed by the Titans as an unrestricted free agent on March 21, 2022.

➤ Prior to arriving in Tennessee, Moore spent his first four NFL seasons (2018-21) with the Houston Texans, amassing 35 tackles, a sack, two stops for loss, two forced fumbles, a fumble recovery and 34 special teams tackles.

➤ In 2021, he played in 12 games and posted two tackles with a forced fumble on defense to go along with seven special teams tackles. He missed the first three games of the season before being activated from injured reserve designated to return on Oct. 2.

➤ The Bassfield, Miss., native was originally signed by the New England Patriots as a rookie free agent in 2018. The Texans claimed him off waivers from the Patriots on Sept. 1, 2018.

➤ Moore played four seasons (2014-17) at Mississippi and appeared in 37 career games over four seasons for the Rebels, recording 132 total tackles, two sacks, five passes defensed, three fumble recoveries and two forced fumbles.

2022 Game Notes:

➤ Placed on injured reserve on Sept. 13, 2022.

**29 - DB JOSH THOMPSON.****6-0, 194, Rookie, Texas**

➤ Josh Thompson was signed by the Titans as a free agent from the Jacksonville Jaguars practice squad on Oct. 17, 2022.

➤ Thompson originally signed with the Jaguars as a rookie free agent on May 2, 2022. He spent the first six weeks of his rookie season on the team's practice squad.

➤ A native of Nacogdoches, Texas, Thompson played in 43 games with 22 starts at the University of Texas, where he totaled 109 tackles, two interceptions, eight passes defensed and one fumble recovery.


➤ In 2021, he played in and started nine games for the Longhorns and recorded 34 tackles, one tackle for loss, one fumble recovery, one interception (returned for a touchdown), one quarterback hurry and two



passes defensed.

2022 Game Notes:

- **Against Indianapolis (10/23)**, made his NFL debut and led the team with two total special teams tackles.
- Placed on injured reserve on Nov. 12.



TITANS SPECIALISTS

PUNTERS					
No.	Name	Ht	Wt	Exp	College
4	Stonehouse, Ryan	5-10	193	R	Colorado State

KICKERS					
No.	Name	Ht	Wt	Exp	College
14	Bullock, Randy	5-9	210	11	Texas A&M
11	Shudak, Caleb (PUP)	5-7	177	R	Iowa

LONG SNAPPERS					
No.	Name	Ht	Wt	Exp	College
46	Cox, Morgan	6-4	233	12	Tennessee

#46 • LS MORGAN COX

6-4, 233, 13th Year, Tennessee

[Click for complete bio](#)



Long snapper **Morgan Cox** is in his 13th NFL season and his second campaign with the Titans in 2022. He was signed by the Titans as an unrestricted free agent on March 19, 2021.

In 2021, Cox handled all of the team's long snapping duties in all 17 regular season games and one postseason game. He helped kicker **Randy Bullock** finish ninth in franchise history with 120 points in a single season, including three game-winning field goals (Sept. 19 at Seattle, Oct. 31 at Indianapolis and Dec. 23 against San Francisco). He also snapped for punter **Brett Kern**, who had the league's third-best ratio of punts inside the 20 to touchbacks (18:1).

In his first 11 seasons, Cox appeared in 165 regular season games for the Baltimore Ravens, serving as the team's primary long snapper after entering the NFL as an undrafted free agent in 2010. He was selected to four Pro Bowls and was a part of five playoff teams in Baltimore, totaling 10 postseason games played.

In 2020, he earned his fourth career Pro Bowl selection. He helped kicker Justin Tucker record his fifth consecutive season with at least 130 points, tying the NFL record of consecutive seasons with 130-plus points. Tucker connected on 26 of 29 field goals (89.7 percent) and was 52 of 53 on extra points (98.1 percent). Cox also snapped on all 51 of Sam Koch's 51 punts, as Koch was the NFL's only punter to place at least 20 punts (22) inside in the 20-yard line and have no more than one touchback.

A native of Collierville, Tenn., Cox played 38 games in three seasons (2007-09) as the primary long snapper at the University of Tennessee.

Cox's Career Regular Season Statistics:

Year	Team	GP	GS	SpT Tackles
2010	Bal	15	0	1
2011	Bal	16	0	0
2012	Bal	16	0	2
2013	Bal	16	0	2
2014	Bal	7	0	0
2015	Bal	16	0	0
2016	Bal	16	0	2
2017	Bal	16	0	1
2018	Bal	16	0	1
2019	Bal	16	0	0
2020	Bal	15	0	2
2021	Ten	17	0	1
2022	Ten	9	0	0
NFL Totals		191	0	12

Cox's Career Postseason Statistics:

Year	Team	GP	GS	SpT Tackles
2011	Bal	2	0	0
2012	Bal	4	0	0
2018	Bal	1	0	0
2019	Bal	1	0	0
2020	Bal	2	0	0
2021	Ten	1	0	0
Playoff Totals		11	0	0

#14 • K RANDY BULLOCK

5-9, 210, 11th Year, Texas A&M

[Click for complete bio](#)



Kicker **Randy Bullock** is in his 11th NFL season and his second campaign with the Titans in 2022. He was added to the practice squad on Sept. 11, 2021 and promoted to the 53-man roster four days later.

Bullock appeared in 16 games during the 2021 regular season. He made 26 field goals on 31 attempts (83.9 percent) and added 42 extra points on 45 attempts (93.3 percent). His 120 points ranked ninth in franchise history and were the most by a Titans player since **Ryan Succop** scored 136 points in 2017. He totaled a career-high three game-winning field goals: Sept. 19 at Seattle, Oct. 31 at Indianapolis and Dec. 23 against San Francisco. Bullock's 42 extra points tied for seventh in franchise annals. Additionally, he made one field goal and one extra point in the team's divisional playoff contest.

Prior to joining the Titans, Bullock appeared in 107 games over nine seasons with the Houston Texans (2012-15), New York Jets (2015), New York Giants (2016), Pittsburgh Steelers (2016 and Cincinnati Bengals (2016-20). He also had a stint with the Detroit Lions during the 2021 offseason.

Through his first nine seasons, he connected on 168 of 202 field goal attempts (83.2 percent) and 215 of 225 extra points (95.6 percent).

In 2020, he played in 12 games for the Bengals and made 21 of 26 field goal attempts and 24 of 25 extra point attempts.

In 2017, he registered a career-best rate of 90 percent on field goals (18 of 20) and also was 31 of 33 on extra point chances.

In four seasons at Texas A&M (2008-11), he set school records for total points (365), field goals (63) and extra points (176). As a senior in 2011, he was named first-team All-American and won the Lou Groza Award for college football's best placekicker.

2022 Game Notes:

- **Against N.Y. Giants (9/11)**, made field goals in the second quarter of 46 yards and 23 yards and missed in the fourth quarter from 47 yards. He made each of his extra point attempts.
- **At Buffalo (9/19)**, made his only extra point attempt.
- **Against Las Vegas (9/25)**, made a 48-yard field goal as time expired in the first half and also made all three of his extra point attempts.
- **At Indianapolis (10/2)**, made his only field goal attempt, a 44-yarder in the second quarter, and made all three of his extra point attempts.
- **At Washington (10/9)**, made all three of his extra point attempts.
- **Against Indianapolis (10/23)**, made all four field goal attempts and his only extra point attempt. He made field goals from 27, 28, 38 and 48 yards. The four field goals tied his high since joining the Titans in 2021 (four at Seattle on Sept. 19, 2021). It was his sixth career game with four or more field goals. On his second field goal of the game, he reached 200 career field goals, becoming the 10th active NFL kicker to reach the mark. He was named AFC Special Teams Player of the Week.
- **At Houston (10/30)**, made one of his two field goal attempts, connecting from 29 yards in the fourth quarter. He also made both of his extra point attempts.
- **At Kansas City (11/6)**, made his only field goal attempt—a 44-yarder in the third quarter—as well as both of his extra point attempts.
- **Against Denver (11/13)**, made a 35-yard field goal in the fourth quarter and connected on both of his extra point attempts.



Bullock's Career Regular Season Statistics:

Year	Team	GP	FGM	FGA	Pct	Lg	XPM	XPA	Pts
2013	Hou	16	26	35	74.3	51	26	26	104
2014	Hou	16	30	35	85.7	55	40	40	130
2015	Hou/NYJ	11	19	23	82.6	49	22	25	79
2016	NYG/Pit/Cin	5	8	9	88.9	44	9	10	33
2017	Cin	15	18	20	90.0	51	31	33	85
2018	Cin	16	19	23	82.6	51	39	41	96
2019	Cin	16	27	31	87.1	57	24	25	105
2020	Cin	12	21	26	80.8	55	24	25	87
2021	Ten	16	26	31	83.9	51	42	45	120
2022	Ten	9	11	13	84.6	48	19	19	52
NFL Totals		132	205	246	83.3	57	276	289	891

Bullock's Career Postseason Statistics:

Year	Team	GP	FGM	FGA	Pct	Lg	XPM	XPA	Pts
2021	Ten	1	1	1	100.0	34	1	1	4

Bullock's Regular Season Single-Game Highs:

- Field Goals Made** - 6 vs. Baltimore (12/21/14)
- Field Goal Attempts** - 6 vs. Baltimore (12/21/14)
- Longest Field Goal** - 57 at Miami (12/22/19)
- PATs Made** - 6 vs. Tennessee (11/30/14)
- PATs Attempted** - 6 vs. Tennessee (11/30/14)
- Points** - 19 vs. Baltimore (12/21/14)

Bullock's Playoff Single-Game Highs:

- Field Goals Made** - 1 vs. Cincinnati (1/22/22)
- Field Goal Attempts** - 1 vs. Cincinnati (1/22/22)
- Longest Field Goal** - 34 vs. Cincinnati (1/22/22)
- PATs Made** - 1 vs. Cincinnati (1/22/22)
- PATs Attempted** - 1 vs. Cincinnati (1/22/22)
- Points** - 4 vs. Cincinnati (1/22/22)

FRANCHISE SINGLE-SEASON SCORING

During his first season with the Titans, kicker **Randy Bullock** made 26 field goals on 31 attempts and added 42 extra points on 45 attempts. Bullock's total of 120 points ranked ninth in franchise history and was the highest number by a Titans player since **Ryan Succop's** franchise-record-tying 136 points in 2017.

Most points in a season, franchise history:

Player	Season	TD	XPM	FGM	2PT	Points
1. Ryan Succop	2017	0	31	35	0	136
Al Del Greco	1998	0	28	36	0	136
3. Rob Bironas	2007	0	28	35	0	133
4. Al Del Greco	1996	0	35	32	0	131
5. Rob Bironas	2008	0	40	29	0	127
6. Al Del Greco	1993	0	39	29	0	126
7. Gary Anderson	2003	0	42	27	0	123
8. Rob Bironas	2011	0	34	29	0	121
9. Randy Bullock	2021	0	42	26	0	120
10. Rob Bironas	2009	0	37	27	0	118
Al Del Greco	2000	0	37	27	0	118

#4 • P RYAN STONEHOUSE

5-10, 193, Rookie, Colorado State

[Click for complete bio](#)



Punter **Ryan Stonehouse** was signed by the Titans as a rookie free agent on May 13, 2022.

Stonehouse appeared in 53 games over five seasons at Colorado State (2017-21) and set an NCAA career record with a 47.8-yard gross punting average. His career totals included 244 punts for 11,656 yards with 91 punts inside the 20. He totaled 106 punts of 50-plus yards and became the first player in Colorado State history to log 11,000 punting yards in a career.

During his final college season in 2021, Stonehouse appeared in 12 games and averaged 50.9 yards per attempt on 58 punts, including a career-long 81-yard punt. He placed 27 punts inside the 20-yard line and totaled 32 punts of 50-plus yards en route to being named a second-team All-Mountain West selection and a Ray Guy Award semifinalist.

He is a native of La Verne, Calif.

2022 Game Notes:

➤ **Against New York Giants (9/11)**, made his NFL debut and punted six times for a 57.0-yard gross average and a 46.7-yard net average. He placed three of his punts inside the 20. In franchise history, his 57.0-yard gross punting average ranked fifth for a single game (minimum four punts). In the fourth quarter, he posted a 66-yard punt, which was the longest punt for the Titans since Brett Kern booted a 66-yarder at Denver on Sept. 14, 2020. Stonehouse also registered a 54-yard punt on his first career attempt in the first quarter and launched a 62-yard punt in the third quarter to help pin the Giants on their 10-yard line.

➤ **At Buffalo (9/19)**, totaled six punts for a 55.5-yard average and a 45.3-yard net average with two punts placed inside the 20. He registered a 64-yard punt in the fourth quarter. For the second consecutive week to begin his career, he delivered one of the organization's top-10 single-game gross punting averages (minimum four punts). His 55.5-yard gross average at Buffalo was the franchise's eighth-best number in a single contest.

➤ **Against Las Vegas (9/25)**, punted three times for a 60.3-yard average and a 49.3-yard net average. He did not meet the minimum of four attempts required to qualify for single-game records. His 70-yard punt in the fourth quarter was the Titans' first punt of 70-plus yards since Brett Kern's 70-yarder at Cleveland on Sept. 8, 2019. In his first three NFL games, he became the first punter in NFL history to record three consecutive games with a punting average of at least 55.0 yards in each game and at least two punts in each game. Twelve previous players had reached the mark in two consecutive contests.

➤ **At Indianapolis (10/2)**, punted four times for a 52.8-yard average and a 47.8-yard net average, including a long punt of 57 yards.

➤ **At Washington (10/9)**, punted eight times for a 52.0-yard gross average and a 48.4-yard net average with four punts placed inside the 20. His 48.4-yard net average ranked 11th in franchise history for a single game and ranked third in team annals for a player who attempted at least eight punts in a game. He booted a 66-yard punt to Washington's 15-yard line during the second quarter.

➤ **Against Indianapolis (10/23)**, punted three times for a 54.7-yard average and a 39.0-yard net average. He logged his sixth consecutive game to begin his career with a punting average of at least 52.0 yards.

➤ **At Houston (10/30)**, averaged 48.8 yards (40.8 net) on five punts with four punts placed inside the 20.

➤ **At Kansas City (11/6)**, punted eight times for a 48.8-yard gross average (41.4 net) with two punts placed inside the 20. In the second quarter, he booted a 57-yard punt to the Chiefs' three-yard line. In the fourth quarter, he helped flip the field in the fourth quarter with a 63-yard punt.

➤ **Against Denver (11/13)**, punted eight times for a 54.0-yard gross average and a 47.3-yard net average with three punts placed inside the 20. He pinned the Broncos inside their own 10-yard line three times in the first quarter: first on the four-yard line with a 64-yard punt, then on the six-yard line with a 38-yard punt, and finally on the eight-yard line with a 42-yard punt. In the second quarter, he booted a 74-yard punt, his longest punt through nine NFL games. It was the Titans' longest punt since Brett Kern's 74-yarder against Cincinnati on Nov. 12, 2017.

Stonehouse's 2022/Career Regular Season Statistics:

Year	Team	GP	No	Blk	Yds	Avg	Lg	TB	In20	Net
2022	Ten	9	51	0	2,711	53.2	74	5	20	45.3



Stonehouse's College Statistics:

Year	Team	GP	No	Blk	Yds	Avg	Lg	TB	In20
2017	Colo St	13	46	0	2,111	45.9	65	7	24
2018	Colo St	12	65	1	3,140	48.3	70	8	18
2019	Colo St	12	49	0	2,274	46.4	64	5	13
2020	Colo St	4	26	0	1,178	45.3	58	1	8
2021	Colo St	12	58	0	2,953	50.9	81	11	28
Totals		53	244	1	11,656	47.8	81	32	91

NFL PUNTING LEADERS

Despite being a rookie, Titans punter **Ryan Stonehouse** leads the NFL in punting average in 2022.

NFL gross punting average leaders in 2022:

Player	Team	Punt Avg.
1. Ryan Stonehouse	Tennessee Titans	53.16
2. A.J. Cole	Las Vegas Raiders	51.40
3. Tommy Townsend	Kansas City Chiefs	51.07
4. Logan Cooke	Jacksonville Jaguars	49.74
5. Riley Dixon	Los Angeles Rams	49.73
6. Michael Dickson	Seattle Seahawks	49.43
7. Johnny Hekker	Carolina Panthers	49.10
8. Jake Camarda	Tampa Bay Buccaneers	49.02
9. Jordan Stout	Baltimore Ravens	48.79
10. Cameron Johnston	Houston Texans	48.70

TITANS PRACTICE SQUAD CAPSULES

TITANS PRACTICE SQUAD

No.	Name	Pos	Ht	Wt	Exp	College
84	Auclair, Antony	TE	6-6	256	6	Laval
80	Board, C.J.	WR	6-1	181	4	Chattanooga
45	Brown, Kyron	CB	6-1	195	2	Akron
23	Carter, Shyheim	DB	5-10	194	1	Alabama
36	Chestnut, Julius	RB	5-11	228	R	Sacred Heart
10	Fitzpatrick, Dez	WR	6-2	208	2	Louisville
50	Gibbens, Jack	LB	6-3	242	R	Minnesota
12	Kinsey, Mason	WR	5-10	202	1	Berry College
91	Murchison, Larrell	DL	6-2	297	3	North Carolina State
67	Newman, Xavier	C/G	6-2	297	R	Baylor
72	Peevy, Jayden	DE	6-5	308	R	Texas A&M
57	Ray, Wyatt	OLB	6-3	255	3	Boston College
76	Rupcich, Andrew	T	6-6	318	R	Culver-Stockton
52	Schobert, Joe	LB	6-1	245	7	Wisconsin
69	Smith, Eric	T	6-4	308	4	Virginia
5	Woodside, Logan	QB	6-1	213	3	Toledo

NFL International Allocation:

49	Odukoya, Thomas	TE	6-6	253	R	Eastern Michigan
----	-----------------	----	-----	-----	---	------------------

84 - TE ANTONY AUCLAIR

6-6, 256, 6th year, Laval

- The Titans signed Antony Auclair as a free agent on Oct. 31, 2022.
- Auclair arrived in Tennessee with five years of NFL experience and 56 games played for Tampa Bay (2017-20) and Houston (2021). During that time, he recorded 15 receptions for 131 yards and one touchdown.
- In 2021, Auclair played 16 games with 13 starts for the Texans and tallied five receptions for 47 yards and one touchdown.
- A native of Canada, Auclair played his college football at Laval University in Quebec City.

80 - WR C.J. BOARD

6-1, 181, 4th Year, Chattanooga

- The Titans signed C.J. Board to the team's practice squad during Week 7 of the 2022 season.
- Board was signed by the Baltimore Ravens as an undrafted free agent after the 2017 NFL Draft.
- Prior to joining the Titans, he totaled 17 career receptions for 183 yards.
- From 2020 to 2021, he played in 20 games for the New York Giants, recording 15 receptions for 152 yards with four special teams tackles.
- He has also spent time with the Cleveland Browns (2018) and Jacksonville Jaguars (2019).
- A native of Clarksville, Tenn., he appeared in 47 games over four seasons at Chattanooga (2013-16), where he totaled 146 receptions for 2,032 yards and 10 touchdowns. As a senior (2016), he caught 46 passes for 725 yards and five touchdowns.

45 - DB KYRON BROWN

6-1, 195, 3rd year, Akron

- The Titans signed Kyron Brown to the team's practice squad during Week 7 of the 2022 season.
- Brown originally entered the NFL as an undrafted college free agent with the New York Jets in 2019, appearing in three games with one start and registering five tackles.
- In 2021, he appeared in one game with the Dallas Cowboys.
- The Boynton Beach, Fla., native played his collegiate career at Akron, where he appeared in 51 games with 26 starts and recorded 121 tackles, six interceptions, one forced fumble and 25 passes defensed.

23 - DB SHYHEIM CARTER

5-10, 194, 2nd Year, Alabama

- The Titans signed Carter to the team's practice squad during Week 5 of the 2022 season. He also spent time on the team's practice squad in 2021.
- Carter originally entered the NFL as an undrafted college free agent with

the New York Jets in 2020.

- He also spent time with Atlanta (2020) and Houston (2021).
- The Kentwood, La., native tallied 101 tackles, three interceptions, two of which were returned for touchdowns, 18 passes defended and two forced fumbles in 50 games at the University of Alabama.

36 - RB JULIUS CHESTNUT

5-11, 228, Rookie, Sacred Heart

- Julius Chestnut was signed by the Titans as an undrafted free agent on May 13, 2022. He spent the first three games of his rookie season on the 53-man roster before being added to the practice squad on Oct. 4, 2022.
- In four seasons at Sacred Heart (2018-21), he saw action in 32 games and logged 593 carries for 3,467 yards (5.8 avg.) and 29 touchdowns. He added 28 receptions for 412 yards (14.7 avg.) and five scores, plus 10 kickoff returns for 108 yards and two punt returns for 10 yards.
- As a senior in 2021, played in five games and posted 91 rushes for 542 yards (6.0 avg.) and three touchdowns.
- As a junior in 2020, appeared in four games and rushed 93 times for 717 yards (7.7 avg.) and eight scores.
- He is a native of Bowie, Md.

10 - WR DEZ FITZPATRICK

6-2, 208, 2nd Year, Louisville

- The Titans selected Dez Fitzpatrick in the fourth round (109th overall) of the 2021 NFL Draft.
- In 2021, Fitzpatrick spent the first nine games of his rookie season on the practice squad before being signed to the 53-man roster on Nov. 13, 2021. He appeared in four games as a rookie and caught five passes for 49 yards and one touchdown.
- A native of Farmington Hills, Mich., he played four seasons at Louisville (2017-20) and recorded 154 receptions for 2,589 yards with 21 touchdowns during his career. His 154 receptions ranked ninth in Louisville annals, and his 2,589 receiving yards ranked sixth in Cardinals history.
- He tied for fifth in program history with 21 career touchdown catches and tied for 10th in team annals with eight 100-yard receiving games.
- In 2020, he appeared in 11 games with nine starts and finished the season with 43 catches for 833 yards and three touchdowns.

50 - LB JACK GIBBENS

6-3, 242, Rookie, Minnesota

- Jack Gibbens was originally signed by the Titans as an undrafted free agent on May 13, 2022. He rejoined the team on the practice squad on Sept. 12 after being waived in the final roster cutdown.
- Prior to reaching the NFL, he appeared in 13 games with 13 starts in one season at Minnesota (2021), totaling 92 tackles, 4.5 tackles for loss, three passes defended and one forced fumble.
- Transferred to Minnesota after playing four seasons at Abilene Christian (2017-20) where he saw action in 39 games and recorded 257 tackles, 22 tackles for loss, seven sacks, five interceptions, 11 passes defended, one forced fumble, three fumble recoveries and one blocked kick.
- Gibbens is a native of Bulverde, Texas.

12 - WR MASON KINSEY

5-10, 198, 1st Year, Berry College

- Mason Kinsey rejoined the Titans during the 2021 offseason after previously signing with the team as a rookie free agent following the 2020 NFL Draft.
- In 2021, he spent the entire season on the Titans practice squad. He saw action in one contest (Oct. 24 against Kansas City).
- He also spent time in 2020 on the New England Patriots' practice squad.
- A native of Demorest, Ga., he appeared in 43 games with 35 starts over four seasons at Berry College (2016-19). Totaled 203 receptions for 3,343 yards and 50 touchdowns, all of which rank first in program history. His career receiving yardage and touchdowns set Southern Athletic Association records.
- As a senior (2019), he started all 11 games and caught 65 passes for 1,221 yards and 16 touchdowns. Returned 13 kicks for 375 yards and one touchdown and returned 17 punts for 181 yards. Earned All-SAA first team recognition.

91 - DL LARRELL MURCHISON

6-2, 297, 3rd year, North Carolina State

- Larrell Murchison was selected by the Titans in the fifth round (174th overall) of the 2020 NFL Draft.
- In 2021, he appeared in 11 games with five starts. His totals included eight tackles, one quarterback pressure and one tackle for loss.

- In 2020, he appeared in 10 games as a rookie and totaled five tackles. He added a tackle in one postseason contest.
- During a two-year stint as a defensive tackle at North Carolina State, Murchison started in all 25 contests. He finished his Wolfpack career with 85 tackles, 11 sacks, 20 tackles for loss, five quarterback hits, an interception, three passes defended and three fumble recoveries.
- In 2019, Murchison was named second-team All-ACC after leading the Wolfpack with a 12 tackles for loss and seven sacks as a senior.
- The Elizabethtown, N.C., native started his collegiate career at Louisburg (N.C.) College and was named a NJCAA junior-college honorable mention All-American.

67 - C/G XAVIER NEWMAN

6-2, 297, Rookie, Baylor

- Xavier Newman was signed by the Titans as a rookie free agent on May 13, 2022.
- In five seasons at Baylor (2017-21), Newman appeared in 47 games with 37 starts. His starts included 28 games at left guard, eight games at right guard and one contest at center.
- As a graduate in 2021, he started all 14 games at left guard and helped pave the way for Baylor to average 219.3 rushing yards per game, ranking 10th nationally. He earned All-Big 12 honorable mention.
- Newman is a native of Desoto, Texas.

49 - TE THOMAS ODUKOYA

6-6, 253, Rookie, Eastern Michigan

- Thomas Odukoya joined the Titans on May 13, 2022 as part of the NFL's International Player Pathway program, which allows participating teams a practice squad roster exemption.
- A native of Almere, Netherlands, Odukoya played four seasons at Eastern Michigan University (2018-21), where he saw action in 40 games with 30 starts. His career totals included 21 catches for 194 yards and four touchdowns.
- As a graduate in 2021, he started all 13 games and tallied career-best marks in receptions (13) and receiving yards (130) and tied his career-high mark with two touchdowns.
- He earned a scholarship to Eastern Michigan after competing at Garden City (Kan.) and West Hills-Coalinga (Calif.) junior colleges.

72 - DE JAYDEN PEEVY

6-5, 308, Rookie, Texas A&M

- Jayden Peevy was signed by the Titans as a rookie free agent on May 13, 2022.
- In five seasons at Texas A&M (2017-21), he appeared in 58 games with 24 starts and totaled 137 career tackles, 19 tackles for loss, 7.5 sacks, one interception, eight passes defended, one forced fumble, one fumble recovery and four blocked kicks.
- As a redshirt senior in 2021, he started all 11 games and posted a career-high 43 tackles and six tackles for loss. He added two sacks, one interception, a career-best four passes defended and one forced fumble.
- He is a native of Bellaire, Texas.

57 - OLB WYATT RAY

6-3, 255, 3rd Year, Boston College

- Wyatt Ray rejoined the Titans on Sept. 22, 2022. He was signed to the practice squad, promoted to the 53-man roster on Sept. 24 and re-joined the practice squad on Oct. 6.
- Prior to 2022, Ray played in 18 NFL games and totaled two sacks and 15 tackles.
- Ray returned to the Titans roster after spending 2021 with Cincinnati. He played in 15 games for the Bengals and tallied one sack and 14 tackles.
- He initially joined the Titans during training camp in 2020 and was promoted from the practice squad to the 53-man roster on Dec. 24. He appeared in four games in 2020, posting one sack.
- Entered the NFL as an undrafted free agent with the Cleveland Browns following the 2019 NFL Draft. Later in 2019 he spent time on the practice squads of the Houston Texans, Buffalo Bills and New York Jets.
- During a four-year career at Boston College (2015-18), Ray appeared in 50 games and totaled 114 tackles, 24 tackles for loss, 17 sacks, one forced fumble and one interception as a defensive end for the Eagles.
- Ray is the grandson of the late legendary singer Nat King Cole, and is the nephew of the late Natalie Cole.

76 - T ANDREW RUPCICH

6-6, 318, Rookie, Culver-Stockton

- Andrew Rupcich (last name pronounced "RUPP-sitch") was signed by

the Titans as a rookie free agent on May 13, 2022.

- During his college career, Rupcich appeared in 48 games, registering 48 consecutive starts at left tackle. He became the first three-time All-American at the same position in the NAIA.
- As a fifth-year senior in 2021, he started all 11 games at left tackle and earned first-team All-American honors from the Associated Press, NAIA, and the American Football Coaches Association.
- He is a native of Wonder Lake, Ill.

52 - LB JOE SCHOBERT

6-1, 240, 7th Year, Wisconsin

- Joe Schobert was signed by the Titans to the team's practice squad during Week 4 of the 2022 season.
- Prior to joining the Titans, Schobert played in 93 games with 80 starts and totaled 400 tackles, 11.0 sacks, 10 interceptions, 23.0 tackles for loss, 30 passes defended and 11 forced fumbles over six NFL seasons with Cleveland (2016-19), Jacksonville (2020), and Pittsburgh (2021).
- In 2021, Schobert played in 16 games with the Steelers and registered 70 tackles, one interception and six passes defended.
- He earned Pro Bowl honors in 2017, when he tallied 85 tackles, three sacks, one interception and six quarterback pressures for the Browns.
- He was selected by the Browns in the fourth round (99th overall) of the 2016 NFL Draft.
- Schobert played four college seasons at Wisconsin (2012-15), where he appeared in 45 games totaling 172 tackles, 13.5 sacks, one interception and seven forced fumbles.

69 - T ERIC SMITH

6-4, 308, 2nd Year, Virginia

- Eric Smith was signed by the Titans to the team's practice squad during Week 8 of the 2022 season.
- Prior to joining the Titans, Smith played in four games over three seasons with the Arizona Cardinals (2021), Dallas Cowboys (2020), and New York Giants (2019).
- In 2021, he appeared in one game for the Cardinals.
- In five seasons at Virginia (2013-16), Smith appeared in 32 games at right tackle.
- Smith is a native of Decatur, Ga.

5 - QB LOGAN WOODSIDE

6-1, 213, 3rd Year, Toledo

- Logan Woodside rejoined the Titans as a free agent during the 2019 offseason after spending three weeks on the Titans practice squad during the 2018 campaign.
- In 2021, he appeared in five games as a backup to Ryan Tannehill but did not attempt a pass.
- In 2020, he spent the entire year on the 53-man roster as the Titans' backup quarterback behind Ryan Tannehill. He appeared in six games during the regular season, attempting three passes with one completion for seven yards. He added seven rushing attempts for 10 yards.
- He spent the entire 2019 season on the Titans' practice squad/injured list.
- Prior to rejoining the Titans during the 2019 offseason, he had a stint with the Alliance of American Football League's San Antonio Commanders. In seven AAF games, he completed 116-of-201 passes for 1,385 yards and seven touchdowns.
- Woodside was originally selected by the Cincinnati Bengals in the seventh round (249th overall) of the 2018 NFL Draft.
- A native of Frankfort, Ky., he established program records at Toledo in passing yards (10,514), touchdowns (93), passing efficiency (162.87) and 300-yard games (17) during a four-year career. His 93 touchdown passes ranks fifth all-time in MAC history.
- As a senior for the Rockets in 2017, he led the MAC in completion percentage (64.2), passing efficiency (162.2), touchdowns (28), passing yards (3,882), yards per completion (14.7), and yards per attempt (9.45). He was named the MAC Offensive Player of the Year.
- Woodside attended Franklin County High School in Frankfort, Ky.

TITANS CONTACT INFORMATION

Titans Practice Facility/Training Camp Site:
Ascension Saint Thomas Sports Park
 460 Great Circle Road
 Nashville, TN 37228

Nissan Stadium:
One Titans Way
 Nashville, TN 37213

Media Resources:
www.TennesseeTitans.com/media

Phone:
(615) 565-4000 (main)
(615) 565-4100 (media relations)
(615) 565-4200 (ticket office)

Titans Football Communications:
 Robbie Bohren | **V.P. of Football Communications**
rbohren@titans.nfl.com
 Jim Wyatt | **Senior Writer/Editor**
jwyatt@titans.nfl.com
 Dwight Spradlin | **Director of Media Relations**
dspradlin@titans.nfl.com
 Jared Puffer | **Media Relations Manager**
jpuffer@titans.nfl.com
 Kim Smith | **Media Relations Coordinator**
ksmith@titans.nfl.com
 Micah Banks | **Media Relations Seasonal Assistant**
mbanks@titans.nfl.com

TV RATINGS

2022 Titans television ratings in the Nashville market:

Date/Opp	Day/Time	Network	Rating/Share	HH (000)	Rank
9/11 vs. NYG	Sun. 3:25 p.m.	FOX	23.4/49	262	1
9/19 at Buf	Mon. 6:15 p.m.	ESPN/WZTV	18.5/41	207	1
9/25 vs. LV	Sun. noon	FOX	22.2/55	249	1
10/2 at Ind	Sun. noon	FOX	18.1/45	203	1
10/9 at Was	Sun. noon	CBS	20.4/53	229	1
10/23 vs. Ind	Sun. noon	CBS	21.4/54	240	1
10/30 at Hou	Sun. 3:05 p.m.	CBS	21.3/49	249	1
11/6 at KC	Sun. 7:20 p.m.	NBC	23.1/50	270	2
11/13 vs. Den	Sun. noon	CBS	TBA	TBA	
11/17 at GB	Thu. 7:15 p.m.	Prime Video			
11/27 vs. Cin	Sun. noon	CBS			
12/4 at Phi	Sun. noon	FOX			
12/11 vs. Jax	Sun. noon	CBS			
12/18 at LAC	Sun. 3:25 p.m.	CBS			
12/24 vs. Hou	Sun. noon	CBS			
12/29 vs. Dal	Thu. 7:15 p.m.	Prime Video			
1/7-8 at Jax	TBA	TBA			
2022 Regular Season Average			21.1/50	239	

Previous yearly Titans television ratings in the Nashville market (regular season only):

Season	Rtg/Shr/(000)	Season	Rtg/Shr/(000)	Season	Rtg/Shr
2021	27.1/50/239	2013	25.0/41/259	2005	21.8/42
2020	25.8/47/239	2012	23.5/39/239	2004	26.5/48
2019	24.1/44/238	2011	27.7/46/285	2003	33.4/57
2018	22.7/39/232	2010	30.2/50/313	2002	26.8/49
2017	19.9/35/204	2009	30.9/50/315	2001	24.5/42
2016	22.0/38/221	2008	32.4/55/327	2000	29.1/50
2015	21.3/37/211	2007	28.6/49/276	1999	19.8/35
2014	20.7/36/209	2006	23.0/42/217		

TITANS TV PROGRAMMING



Titans All Access

Airs locally throughout the season on Nashville's FOX 17 on Friday nights at 10:35 p.m.

It also airs Saturdays in Nashville on MyTV 30 at 11 a.m. Titans All Access also has affiliates in Chattanooga, Knoxville, Memphis, Jackson, Huntsville, Ala., and Paducah, Ky.



The Mike Vrabel Show

Airs throughout the season on Tuesday nights at 6:30 p.m. CT on WKRN Channel 2.



Titans Gameday

Chris Harris, Dave McGinnis and Mike Keith get you the last word before kickoff on Titans Gameday, Sundays at 10:30am on WSMV4.

TITANS PODCASTS




The OTP: Official Titans Podcast

Hosted by Mike Keith and Amie Wells, The OTP features contributions from TennesseeTitans.com senior writer/editor Jim Wyatt, Titans Radio analyst Dave McGinnis and various Titans players and guests each week.



Titans Amie and Coach Mac Podcast

Amie Wells and Dave McGinnis talk all things football, with a perspective and roster of special guests only Coach Mac can bring following 30+ years of coaching in the NFL. New episodes every Friday.



Out of Bounds

The Out of Bounds Podcast is a guest-based podcast heavy on lifestyle and light on football. The podcast is hosted by Jaimie Robinson (the wife of the Titans' General Manager, JRob) and Abby Flittner (co-founder of Nashville Guru, a popular resource for Music City). New episodes on the 1st of each month.

GAME PREVIEW

TEAM NOTES

PLAYER NOTES

MEDIA

STATISTICS

ROSTERS



Titans Talk with Cason

"Hey Kids... Titans Talk with Cason" originally began in 2019 as "Sports Talk with Cason," when then 11-year old die-hard Titans fan, Cason Romero, began his own podcast, with the help of his mom, Carrie. In 2021, Cason's podcast became a member of the Official Titans Podcast Network. New episodes every Wednesday.

TITANS ON YOUTUBE

HOME VIDEOS PLAYLISTS COMMUNITY CHANNELS A

Work the Technique and Fundamentals We Preach...

42 views • 22 minutes ago

The OTP | Rookie Season Ticket Members Event

72 views • 1 hour ago

Part Two | The Foundation

240 views • 1 hour ago

Translat in Practi

950 views

Mic'd Up | Tennessee Titans ▶ PLAY ALL

Robert Woods at Training Camp | Mic'd Up

Tennessee Titans
3.5K views • 13 days ago

Elijah Molden at Training Camp | Mic'd Up

Tennessee Titans
3.4K views • 2 weeks ago

Amani Hooker at Minicamp | Mic'd Up

Tennessee Titans
5.3K views • 1 month ago

Ryan Tai Mic'd Up

Tennessee
7.4K view



TITANS RADIO



Titans Radio brings football to fans across the Mid-South in one of the NFL's largest radio networks, including Nashville flagship 104.5 The Zone. Play-by-play announcer **Mike Keith** connection with pro football across the Mid-South dates back to 1996, a year before the Oilers arrived in Tennessee, and he became the "Voice of the Titans" in 1999. Former Titans assistant coach and NFL head coach **Dave McGinnis** began serving as Titans Radio's color analyst in 2017, while Titans Radio gameday host **Rhett Bryan's** involvement with the broadcast dates back to 1997. **Amie Wells** has been reporting on the sidelines since 2018.

TITANS RADIO WEEKLY PROGRAMMING

- Monday:**
"The Mike Vrabel Show" | 6-7 p.m. | Titans Radio/104.5 The Zone
- Tuesday:**
"Mac Talk" with Dave McGinnis & Rhett Bryan | 6-7 p.m. | 104.5 The Zone
- Wednesday:**
"Titans Tonight" with Keith Bulluck | 6-7 p.m. | Titans Radio/104.5 The Zone
- Sunday (Noon Kickoff):**
"Countdown to Kickoff" | 10-11 a.m. | 104.5 The Zone
"Titans Countdown" | 11 a.m.-12 p.m. | Titans Radio/104.5 The Zone
"Titans Talkback" | 3-5 p.m. | 104.5 The Zone

TITANS RADIO AFFILIATES

Flagship				Tennessee			
Nashville	WGFX	FM	104.5	Waverly	WQMV	FM	93.5
						AM	1060
				Winchester	WCDD	AM	1340
Tennessee				Alabama			
Camden	WRJB	FM	95.9	Birmingham	WJOX	FM	94.5
	WFWL	AM	1220	Bridgeport	WJTW	AM	1480
Chattanooga	WGOW	FM	102.3	Florence	WQLT	FM	107.3
		AM	1150	Huntsville	WUMP	AM	730
Clarksville	WKFN	AM	540			FM	103.9
		FM	104.1	Huntsville	WVNN	AM	770
Cleveland	WCLE	FM	104.1			FM	92.5
Columbia	WMCP	AM	1280	Scottsboro	WWIC	AM	1050
Cookeville	WKXD	FM	106.9	Kentucky			
Dickson	WDKN	AM	1260	Benton	WCBL	AM	1290
Fayetteville	WYTM	FM	105.5	Bowling Green	WPTQ	FM	105.3
Franklin	WAKM	AM	950	Cadiz	WKDZ	FM	106.5
Greeneville	WIKQ	FM	103.1	Columbia	WAIN	FM	101.9
Jackson	WZDQ	FM	102.3			AM	1270
Knoxville	WOKI	FM	98.7	Henderson	WSON	AM	860
Lebanon	WANT	FM	98.9			FM	96.5
Lebanon	WCOR	AM	1490	Madisonville	WWKY	FM	97.7
Lewisburg	WJJM	FM	94.3	Owensboro	WVJS	FM	92.9
Manchester	WMSR	FM	107.9			AM	1420
		AM	1320	Paducah	WPAD	FM	99.5
Memphis	WKIM	FM	98.9			AM	1560
Morristown	WCRK	FM	105.7				
Nashville	WGFX	FM	104.5				
Shelbyville	WZNG	FM	100.9				
		AM	1400				
Tri-Cities	WXSM	AM	640				
Union City	WQAK	FM	105.7				

GAME PREVIEW

TEAM NOTES

PLAYER NOTES

MEDIA

STATISTICS

ROSTERS

NISSAN STADIUM GAMEDAY MEDIA INFORMATION

MEDIA RELATIONS CONTACTS

Titans Media Relations (Press Box Seats 1-7): (615) 565-4450
 Robbie Bohren, Vice President, Football Communications
 Dwight Spradlin, Director of Media Relations
 Jared Puffer, Media Relations Manager (Field Contact)
 Kim Smith, Media Relations Coordinator
 Micah Banks, Media Relations Seasonal Assistant (Media Will Call)
 Visiting Team Media Relations (Press Box Seats 29-32): (615) 565-4452

DIRECTIONS TO NISSAN STADIUM

FROM AIRPORT TO NISSAN STADIUM (APPROXIMATELY 15 MINUTES): Take I-40 West toward Nashville/Memphis to I-24 West (before downtown). Exit at James Robertson Parkway (Exit 48). Turn left at first light (Interstate Drive). Turn right on Woodland Street. Nissan Stadium will be on the left. Follow signs to parking lot ("M" lot on northwest corner/river side of stadium).

NISSAN STADIUM MEDIA WILL CALL/MEDIA ENTRANCE

The media will call window and media entrance are located in the northwest corner of Nissan Stadium near Gate 6. The media will call window opens three hours prior to kickoff.

FIELD MEDIA VESTS

All members of the media with field access during the game must wear a media vest. Still and video photographers will be issued tan vests, while team-affiliated video photographers (coaches' shows, etc.) will be issued gray vests. Additionally, media with in-game field access will be issued an armband. All vests and armbands must be obtained prior to each game at the check-in table. All vests must be returned at the conclusion of the game to Titans personnel or a designated vest receptacle.

NISSAN STADIUM PRESS BOX INTERNET ACCESS

Wireless internet access is available free of charge in the Nissan Stadium press box. The login information will be available upon arrival in the press box. A limited number of ethernet lines also are available. Accessing the wireless network works the same in the Nissan Stadium press box as it does in most areas with free connectivity. Titans staff may be able to assist in a limited manner, but you should first contact your company's I.T. department with any questions.

FROM NISSAN STADIUM PRESS BOX TO INTERVIEW ROOMS

Take the press box elevator (Level 3) to field level (Level 1). The Titans interview room is immediately on the right. Turn left and continue straight along the concourse to reach the visiting team's interview room (white line).

POSTGAME POLICIES

Reporters with press box credentials will not be allowed on the field during pre-game activities or during the game itself. Press box credentials do NOT provide access to the field at the two-minute warning in the fourth quarter. Media will be allowed to gather in the Titans interview room to watch the end of the game or remain in the press box to make the short walk down to the field level at the conclusion of the game. Interviews with Titans players are not permitted on the field following the game. The press conference will begin approximately 10 minutes following the conclusion of the game and will be held in the interview room across from the Titans locker room. Key players also will be brought to the interview room. Simultaneously, the locker room will open to credentialed media members with a working function. The press conference audio will be played live over the press box speakers.

POSTGAME QUOTES

Quotes from each team's head coach and key players will be transcribed and distributed throughout the Nissan Stadium press box following the game. The quotes also will be available at www.TennesseeTitans.com/media.

POOL REPORTS

Pool reporters are assigned by the Pro Football Writers of America. Requests for pool reports with game officials must be made in advance through the home team's media relations. Interviews will be conducted virtually. Pool reports will be recorded, transcribed and then distributed in the press box.

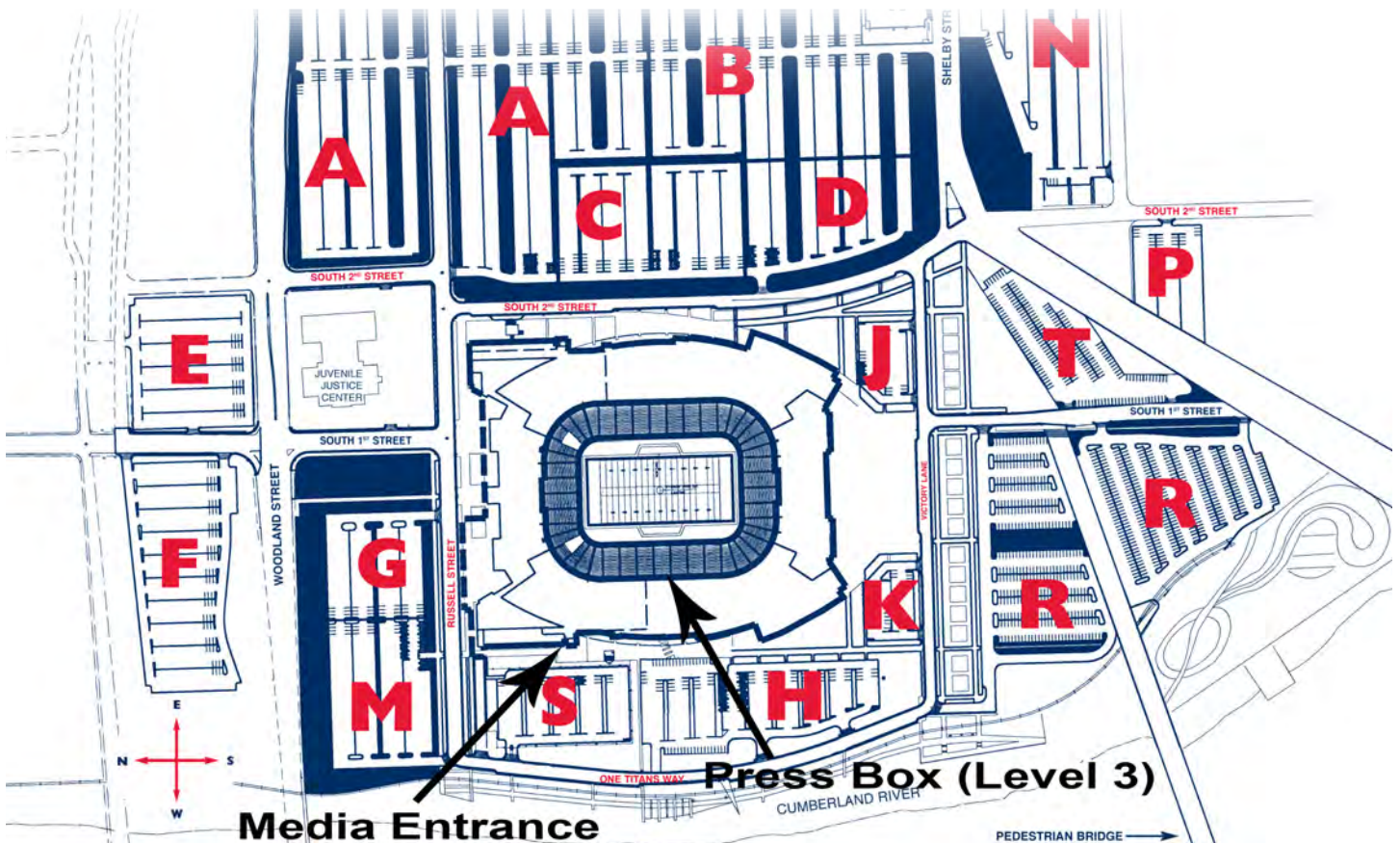
EXITING NISSAN STADIUM

FROM NISSAN STADIUM PRESS BOX TO STADIUM EXIT: Cross the press box catwalk to the third floor lobby. Take the stairs or elevator one floor down to Level 2. Exit through the doors and walk right to get to the "M" lot.

FROM NISSAN STADIUM TO AIRPORT (APPROXIMATELY 15 MINUTES): Take I-24 East toward Chattanooga to I-40 East toward Knoxville. The airport is at Exit 216A.

NISSAN STADIUM PARKING AND MEDIA ENTRANCE

The media will call window and media entrance are located in the northwest corner of Nissan Stadium near Gate 6. The media will call window opens three hours prior to kickoff.



2022 NFL DIVISIONAL STANDINGS

AFC East	W	L	T	Pct	Home	Road	Conf	Div
Miami Dolphins	7	3	0	.700	4-1-0	3-2-0	5-2-0	2-1-0
New York Jets	6	3	0	.667	2-3-0	4-0-0	5-3-0	2-1-0
Buffalo Bills	6	3	0	.667	3-1-0	3-2-0	4-2-0	0-2-0
New England Patriots	5	4	0	.556	2-2-0	3-2-0	4-2-0	1-1-0
AFC North	W	L	T	Pct	Home	Road	Conf	Div
Baltimore Ravens	6	3	0	.667	2-2-0	4-1-0	4-2-0	2-0-0
Cincinnati Bengals	5	4	0	.556	3-1-0	2-3-0	2-3-0	0-3-0
Cleveland Browns	3	6	0	.333	2-3-0	1-3-0	2-5-0	2-1-0
Pittsburgh Steelers	3	6	0	.333	2-2-0	1-4-0	1-5-0	1-1-0
AFC South	W	L	T	Pct	Home	Road	Conf	Div
Tennessee Titans	6	3	0	.667	3-1-0	3-2-0	5-2-0	3-0-0
Indianapolis Colts	4	5	1	.450	2-2-0	2-3-1	4-4-1	1-3-1
Jacksonville Jaguars	3	7	0	.300	2-3-0	1-4-0	3-4-0	1-2-0
Houston Texans	1	7	1	.167	0-3-1	1-4-0	1-4-1	1-1-1
AFC West	W	L	T	Pct	Home	Road	Conf	Div
Kansas City Chiefs	7	2	0	.778	4-1-0	3-1-0	4-2-0	2-0-0
Los Angeles Chargers	5	4	0	.556	2-2-0	3-2-0	4-2-0	2-1-0
Denver Broncos	3	6	0	.333	2-2-0	1-4-0	2-5-0	0-2-0
Las Vegas Raiders	2	7	0	.222	2-2-0	0-5-0	2-5-0	1-2-0

NFC East	W	L	T	Pct	Home	Road	Conf	Div
Philadelphia Eagles	8	0	0	1.000	4-0-0	4-0-0	5-0-0	2-0-0
New York Giants	7	2	0	.778	4-1-0	3-1-0	3-2-0	0-1-0
Dallas Cowboys	6	3	0	.667	4-1-0	2-2-0	5-3-0	2-1-0
Washington Commanders	4	5	0	.444	2-3-0	2-2-0	2-4-0	0-2-0
NFC North	W	L	T	Pct	Home	Road	Conf	Div
Minnesota Vikings	8	1	0	.889	4-0-0	4-1-0	6-1-0	3-0-0
Green Bay Packers	4	6	0	.400	3-2-0	1-4-0	3-4-0	1-2-0
Detroit Lions	3	6	0	.333	2-3-0	1-3-0	3-4-0	2-1-0
Chicago Bears	3	7	0	.300	2-3-0	1-4-0	1-6-0	0-3-0
NFC South	W	L	T	Pct	Home	Road	Conf	Div
Tampa Bay Buccaneers	5	5	0	.500	3-3-0	2-2-0	5-2-0	2-1-0
Atlanta Falcons	4	6	0	.400	3-2-0	1-4-0	3-4-0	1-3-0
Carolina Panthers	3	7	0	.300	3-3-0	0-4-0	3-5-0	3-1-0
New Orleans Saints	3	7	0	.300	2-4-0	1-3-0	2-4-0	1-2-0
NFC West	W	L	T	Pct	Home	Road	Conf	Div
Seattle Seahawks	6	4	0	.600	3-1-0	3-3-0	4-4-0	2-1-0
San Francisco 49ers	5	4	0	.556	3-1-0	2-3-0	4-2-0	3-0-0
Arizona Cardinals	4	6	0	.400	1-4-0	3-2-0	3-5-0	1-3-0
Los Angeles Rams	3	6	0	.333	2-4-0	1-2-0	3-5-0	1-3-0

TITANS OFFENSIVE AND DEFENSIVE RANKINGS BY THE WEEK AND BY THE SEASON

2022 Season Week	Opp.	NFL OFFENSE			AFC OFFENSE		
		Tot	Rush	Pass	Tot	Rush	Pass
1	NYG	14	18	9	7	7	7
2	at Buf	27	24T	25	14	11	14
3	LV	25	20	23	14	9	13
4	at Ind	29	20	26	15	9	15
5	at Was	30	20	29	16	9	16
6	Bye	31	21	28	16	10	16
7	Ind	31	20	29	16	9	16
8	at Hou	32	9	31	16	4	16
9	at KC	32	8	31	16	4	16
10	Den	32	9	31	16	4	16
11	at GB						
12	Cin						
13	at Phi						
14	Jax						
15	at LAC						
16	Hou						
17	Dal						
18	at Jax						

Final regular season offensive rankings:

Titans in 2021	17	5	24	9	4	13
Titans in 2020	2T	2	23	2T	2	10
Titans in 2019	12	3	21	5	2	9
Titans in 2018	25	7	29	11	3	14
Titans in 2017	23	15	23	9	8	11
Titans in 2016	11	3	25	5	2	11
Titans in 2015	30	25	25T	16	10	14
Titans in 2014	29	26	22	14	14	11
Titans in 2013	22	14	21	11	7	11
Titans in 2012	26	21	22	12	10	11
Titans in 2011	17	31	12	8	16	5
Titans in 2010	27	17	25	15	10	13
Titans in 2009	12	2	23	6	2	10
Titans in 2008	21	7	27	10	3	12
Titans in 2007	21	5	27	10	3	14
Titans in 2006	27	5	30	12	3	15
Titans in 2005	17	23	9	10	12	5
Titans in 2004	11	14	10	6	10	5
Titans in 2003	8	26	5	4	14	3
Titans in 2002	17	11	20	9	7	11
Titans in 2001	8	12	8T	5	8	4
Titans in 2000	14	7	16	8	6	8
Titans in 1999	13	13	13T	6	9	5T

2022 Season Week	Opp.	NFL DEFENSE			AFC DEFENSE		
		Tot	Rush	Pass	Tot	Rush	Pass
1	NYG	23	30	4	13	15	1
2	at Buf	25T	31	17T	13T	16	7T
3	LV	26	29	24	13	15	13
4	at Ind	26	19	28T	13	13	14
5	at Was	26	8	30T	13	6	14T
6	Bye	28	5T	32	14	4T	16
7	Ind	26	4	31	14	3	16
8	at Hou	14	2	24	6	1	11
9	at KC	21	2	30	11	1	15
10	Den	23	2	31	12	1	16
11	at GB						
12	Cin						
13	at Phi						
14	Jax						
15	at LAC						
16	Hou						
17	Dal						
18	at Jax						

Final regular season defensive rankings:

Titans in 2021	12	2	25	5	2	12
Titans in 2020	28	19	29	14	9	16
Titans in 2019	21	12	24	11	7	13
Titans in 2018	8	18	6	5	8	4
Titans in 2017	13	4	25	5	1	12
Titans in 2016	20	2	30	11	1	16
Titans in 2015	12	18	7	8	12	3
Titans in 2014	27	31	15	16	15	9
Titans in 2013	14	20	11	8	8	6
Titans in 2012	27	24	26	15	11	14
Titans in 2011	18T	24	14	11	11	10
Titans in 2010	26	20	29	13	10	14
Titans in 2009	28	11T	31	14	5T	16
Titans in 2008	7	6	9	3	3	4
Titans in 2007	5	5	10	4	3	9
Titans in 2006	32	30	27	16	15	15
Titans in 2005	19	22	17	10	11	7
Titans in 2004	27	18	26	13	11	12
Titans in 2003	12	1	30	9	1	15
Titans in 2002	10	2	25	5	2	13
Titans in 2001	25	5	31	15	3	16
Titans in 2000	1	3	1	1	2	1
Titans in 1999	17	10	25	12	6	15

2022 TENNESSEE TITANS REGULAR SEASON STATISTICS

Won 6, Lost 3

Date	W-L	Score	OT	Opponent	Attendance
09/11	L	20-21		N.Y. Giants	67,805
09/19	L	7-41		at Buffalo	70,683
09/25	W	24-22		Las Vegas	68,649
10/02	W	24-17		at Indianapolis	65,781
10/09	W	21-17		at Washington	51,836
10/23	W	19-10		Indianapolis	69,459
10/30	W	17-10		at Houston	68,467
11/06	L	17-20	OT	at Kansas City	73,475
11/13	W	17-10		Denver	69,240
11/17				at Green Bay	
11/27				Cincinnati	
12/04				at Philadelphia	
12/11				Jacksonville	
12/18				at L.A. Chargers	
12/24				Houston	
12/29				Dallas	
01/08				at Jacksonville	

Statistic	Tenn.	Opp.
Total First Downs	139	178
Rushing	55	50
Passing	70	112
Penalty	14	16
3rd Down: Made/Att	37/110	34/122
3rd Down Pct.	33.6	27.9
4th Down: Made/Att	3/5	14/17
4th Down Pct.	60.0	82.4
Possession Avg.	29:10	30:50
Total Net Yards	2535	3219
Avg. Per Game	281.7	357.7
Total Plays	505	588
Avg. Per Play	5.0	5.5
Net Yards Rushing	1201	766
Avg. Per Game	133.4	85.1
Total Rushes	272	194
Net Yards Passing	1334	2453
Avg. Per Game	148.2	272.6
Sacked/Yards Lost	21/159	29/201
Gross Yards	1493	2654
Att./Completions	212/126	365/236
Completion Pct.	59.4	64.7
Had Intercepted	4	9
Punts/Average	51/53.2	48/44.9
Net Punting Avg.	51/45.3	48/39.8
Penalties/Yards	62/492	66/451
Fumbles/Ball Lost	10/6	13/4
Touchdowns	19	19
Rushing	10	2
Passing	8	16
Returns	1	1

Score By Periods	Q1	Q2	Q3	Q4	OT	PTS
Team	45	78	31	12	0	166
Opponents	16	53	61	35	3	168

Scoring	TD	Rush	Rec	Ret	K-PAT	FG	S	PTS
Henry	9	9	0	0			0	54
Bullock	0	0	0	0	19/19	11/13	0	52
Hilliard	3	0	3	0			0	18
Westbrook-Ikhine	2	0	2	0			0	12
Adams	1	0	0	1			0	6
Okonkwo	1	0	1	0			0	6
Swaim	1	0	1	0			0	6
Tannehill	1	1	0	0			0	6
Woods	1	0	1	0			0	6
Team	19	10	8	1	19/19	11/13	0	166
Opponents	19	2	16	1	14/15	12/14	0	168

2-Pt Conv: TM 0-0, OPP 2-4

Sacks: Autry 7, Simmons 5.5, Weaver 5.5, Walker 3.5, Dupree 3, Edwards LG 2, Edwards TM 2, Cole 1, N. Jones 1, Okuayinonu 0.5, **TM 29, OPP 21**
FUM/Lost: Phillips 2/2, Tannehill 2/1, Willis 2/2, Board(TM) 1/0, Board(LG) 1/0, Henry 1/0, Hooker 1/0, Woods 1/1

Passing	Att	Cmp	Yds	Cmp%	Yds/Att	TD	TD%	Int	Int%	Long	Sack/Lost	Rating
Tannehill	182	114	1352	62.6	7.43	8	4.4	3	1.6	63t	15/121	93.0
Willis	30	12	141	40.0	4.70	0	0.0	1	3.3	48	6/38	41.1
Team	212	126	1493	59.4	7.04	8	3.8	4	1.9	63t	21/159	85.7
Opponents	365	236	2654	64.7	7.27	16	4.4	9	2.5	75t	29/201	90.6

Rushing	No.	Yds	Avg	Long	TD
Henry	202	923	4.6	56	9
Hilliard	18	123	6.8	30	0
Willis	18	64	3.6	17	0
Haskins	10	42	4.2	9	0
Tannehill	21	41	2.0	11	1
Burks	2	12	6.0	8	0
Okonkwo	1	-4	-4.0	-4	0
Team	272	1201	4.4	56	10
Opponents	194	766	3.9	68	2

Receiving	No.	Yds	Avg	Long	TD
Woods	24	266	11.1	41	1
Hooper	17	191	11.2	23	0
Henry	16	154	9.6	24	0
Hilliard	15	146	9.7	31	3
Burks	13	153	11.8	27	0
Westbrook-Ikhine	12	257	21.4	63t	2
Philips	8	78	9.8	21	0
Okonkwo	7	141	20.1	48	1
Swaim	7	43	6.1	13	1
Hollister	3	54	18.0	27	0
Haskins	3	7	2.3	5	0
Kinsey	1	3	3.0	3	0
Team	126	1493	11.8	63t	8
Opponents	236	2654	11.2	75t	16

Interceptions	No.	Yds	Avg	Long	TD
Long	2	4	2.0	4	0
Adams	1	76	76.0	76t	1
Byard	1	24	24.0	24	0
McCreary	1	4	4.0	4	0
Mitchell	1	1	1.0	1	0
Fulton	1	0	0.0	0	0
Hooker	1	0	0.0	0	0
Tart	1	0	0.0	0	0
Team	9	109	12.1	76t	1
Opponents	4	89	22.3	43t	1

Punting	No.	Yds	Avg	Net	TB	In	Lg	B
Stonehouse	51	2711	53.2	45.3	5	20	74	0
Team	51	2711	53.2	45.3	5	20	74	0
Opponents	48	2156	44.9	39.8	3	16	69	0

Punt Returns	Ret	FC	Yds	Avg	Long	TD
Woods	8	10	72	9.0	21	0
Philips	5	2	62	12.4	46	0
Board	4	3	51	12.8	17	0
Hooker	1	0	0	0.0	0	0
Team	18	15	185	10.3	46	0
Opponents	31	8	303	9.8	24	0

Kickoff Returns	No.	Yds	Avg	Long	TD
Haskins	15	325	21.7	37	0
Cannon	2	33	16.5	19	0
Team	17	358	21.1	37	0
Opponents	15	254	16.9	26	0

Field Goals	1-19	20-29	30-39	40-49	50+
Bullock	0/0	4/4	2/2	5/7	0/0
Team	0/0	4/4	2/2	5/7	0/0
Opponents	0/0	4/4	4/4	2/3	2/3

Bullock: (46G,23G,47N)()(48G)(44G)()(27G,28G, 38G,48G)(48N,29G)(44G) (35G)
 OPP: ()(49G,37G)(21G,32G,35G)(27G,51N)(50G)(50G) (43G)(23G,47N,28G) (39G)

GAME PREVIEW

TEAM NOTES

PLAYER NOTES

MEDIA

STATISTICS

ROSTERS

2022 TENNESSEE TITANS REGULAR SEASON DEFENSIVE STATISTICS

PLAYER	TACKLES			SACKS		QB		INTERCEPTIONS				FUMBLES			
	Tot	Solo	Asst	Sk	Yds	QB	TFL	No	Yds	Lg	TD	PD	FF	FR	Yds
Long Jr., David	71	40	31	0.0	0.0	4	4	2	4	4	0	4	0	0	0
Byard, Kevin	60	35	25	0.0	0.0	1	0	1	24	24	0	1	0	0	0
McCreary, Roger	56	46	10	0.0	0.0	0	1	1	4	4	0	3	0	0	0
Mitchell, Terrance	32	26	6	0.0	0.0	0	1	1	1	1	0	4	1	0	0
Adams, Andrew	32	24	8	0.0	0.0	2	0	1	76	76t	1	1	0	0	0
Fulton, Kristian	32	22	10	0.0	0.0	0	3	1	0	0	0	5	1	1	0
Simmons, Jeffery	30	16	14	5.5	44.0	31	6	0	0	0	0	4	1	0	0
Cole, Dylan	29	19	10	1.0	9.0	3	3	0	0	0	0	1	0	0	0
Hooker, Amani	23	20	3	0.0	0.0	0	1	1	0	0	0	2	1	1	0
Cunningham, Zach	23	14	9	0.0	0.0	1	0	0	0	0	0	1	0	0	0
Autry, Denico	20	12	8	7.0	53.0	34	6	0	0	0	0	2	1	0	0
Tart, Teair	18	11	7	0.0	0.0	13	2	1	0	0	0	5	0	0	0
Kalu, Joshua	17	8	9	0.0	0.0	0	0	0	0	0	0	3	0	0	0
Walker, DeMarcus	14	9	5	3.5	26.0	14	3	0	0	0	0	0	0	0	0
Weaver, Rashad	12	9	3	5.5	27.0	26	4	0	0	0	0	2	2	0	0
Strong, Kevin	11	6	5	0.0	0.0	9	0	0	0	0	0	1	0	0	0
Jones, Naquan	11	5	6	1.0	1.0	0	2	0	0	0	0	0	0	0	0
Farley, Caleb	10	9	1	0.0	0.0	0	0	0	0	0	0	0	0	0	0
Edwards Jr., Mario	9	6	3	2.0	15.0	16	3	0	0	0	0	0	0	0	0
Schobert, Joe	9	6	3	0.0	0.0	0	0	0	0	0	0	0	1	0	0
Dupree, Bud	8	5	3	3.0	22.0	19	3	0	0	0	0	1	0	2	0
Rice, Monty	7	4	3	0.0	0.0	0	1	0	0	0	0	0	0	0	0
Amadi, Ugo	5	4	1	0.0	0.0	0	0	0	0	0	0	0	0	0	0
Okuayinonu, Sam	5	2	3	0.5	4.0	1	0	0	0	0	0	0	0	0	0
Avery, Tre	3	3	0	0.0	0.0	0	0	0	0	0	0	0	0	0	0
Johnson Jr., Lonnie	3	2	1	0.0	0.0	0	0	0	0	0	0	0	0	0	0
Molden, Elijah	3	2	1	0.0	0.0	0	1	0	0	0	0	0	0	0	0
Tuszka, Derrek	2	1	1	0.0	0.0	0	0	0	0	0	0	0	0	0	0
Jackson, Chris	1	1	0	0.0	0.0	0	0	0	0	0	0	0	0	0	0
Ray, Wyatt	1	1	0	0.0	0.0	1	0	0	0	0	0	0	0	0	0
Adeniyi, Ola	1	0	1	0.0	0.0	2	0	0	0	0	0	0	0	0	0
Murchison, Larrell	1	0	1	0.0	0.0	1	0	0	0	0	0	0	0	0	0
Hand, Da'Shawn	0	0	0	0.0	0.0	1	0	0	0	0	0	0	0	0	0
Total	559	368	191	29.0	201.0	179	44	9	109	76t	1	40	8	4	0

TITANS SPECIAL TEAMS STATISTICS

PLAYER	TACKLES			FUMBLES		BLOCKS		
	Tot	Solo	Asst	FF	FR	PAT	FG	PUNT
Haskins, Hassan	12	8	4	0	0	0	0	0
Cole, Dylan	8	5	3	0	0	0	0	0
Jones, Joe	7	5	2	0	0	0	0	0
Avery, Tre	6	3	3	0	1	0	0	0
Hilliard, Dontrell	5	4	1	0	0	0	0	0
Rader, Kevin	5	4	1	0	0	0	0	0
Thompson, Josh	3	2	1	0	0	0	0	0
Hollister, Cody	3	1	2	0	0	0	0	0
Rice, Monty	2	2	0	0	0	0	0	0
Johnson Jr., Lonnie	2	1	1	0	0	0	0	0
Okonkwo, Chig	2	1	1	0	0	0	0	0
Cannon, Trenton	2	0	2	0	0	0	0	0
Adams, Andrew	1	1	0	0	0	0	0	0
Cunningham, Zach	1	1	0	0	0	0	0	0
Board, C.J.	0	0	0	0	1	0	0	0
TEAM TOTALS:	59	38	21	0	2	0	0	0

MISCELLANEOUS STATISTICS

PLAYER	TACKLES			FUMBLES	
	Tot	Solo	Asst	FF	FR
Hooper, Austin	1	1	0	0	0
Westbrook-Ikhine, Nick	1	1	0	0	1
Willis, Malik	1	1	0	0	0
Henry, Derrick	0	0	0	0	1
TEAM TOTALS:	3	3	0	0	2

Legend:

Tot Total Tackles	Int Interceptions
Solo Unassisted Tackles	Yds Interception Return Yards
Asst Assisted Tackles	TD Interceptions Return Touchdowns
Sk Quarterback Sacks	PD Passes Defensed
Yds Yards Lost on Sack	FF Forced Fumble
QBP Quarterback Pressure	FR Fumble Recoveries
TFL Tackle for Loss	Yds Yards on Fumble Returns

2022 GREEN BAY PACKERS REGULAR SEASON STATISTICS



GAME PREVIEW

TEAM NOTES

PLAYER NOTES

MEDIA

STATISTICS

ROSTERS

WON 4, LOST 6

			* RUSHING			No.	Yds	Avg	Long	TD
09/11 L 7-23	at Minnesota	66,959	A. Jones	131	738	5.6	36	2		
09/18 W 27-10	Chicago	78,350	Dillon	111	454	4.1	27	1		
09/25 W 14-12	at Tampa Bay	69,197	Aa. Rodgers	16	64	4.0	18	0		
10/02 W 27-24 OT	New England	78,317	Watson	3	19	6.3	15t	1		
10/09 L 22-27	N.Y. Giants	61,024	Doubs	1	11	11.0	11	0		
10/16 L 10-27	N.Y. Jets	78,343	Hill	1	7	7.0	7	0		
10/23 L 21-23	at Washington	60,427	TEAM	263	1293	4.9	36	4		
10/30 L 17-27	at Buffalo	70,863	OPPONENTS	293	1406	4.8	40	9		
11/06 L 9-15	at Detroit	63,379	* RECEIVING	No.	Yds	Avg	Long	TD		
11/13 W 31-28 OT	Dallas	78,433	Tonyan	39	323	8.3	23	1		
11/17	Tennessee		A. Jones	34	228	6.7	22	3		
11/27	at Philadelphia		Lazard	33	472	14.3	47	5		
12/04	at Chicago		Doubs	31	314	10.1	26	3		
12/19	L.A. Rams		Cobb	18	257	14.3	40	0		
12/25	at Miami		Dillon	16	99	6.2	12	0		
01/01	Minnesota		Watson	14	195	13.9	58t	3		
01/08	Detroit		Watkins	13	206	15.8	55	0		
			Deguara	11	106	9.6	25	0		

	G.B.	Opp.						
TOTAL FIRST DOWNS	198	189	Toure	4	75	18.8	37t	1
Rushing	71	76	Am. Rodgers	4	50	12.5	22	0
Passing	107	93	T. Davis	4	26	6.5	23	0
Penalty	20	20	Lewis	3	20	6.7	19	1
3rd Down: Made/Att	48/119	37/113	Winfree	1	17	17.0	17	0
3rd Down Pct.	40.3	32.7	TEAM	225	2388	10.6	58t	17
4th Down: Made/Att	4/16	4/9	OPPONENTS	181	1902	10.5	64	13
4th Down Pct.	25.0	44.4	* INTERCEPTIONS	No.	Yds	Avg	Long	TD

POSESSION AVG.	31:21	28:39	Alexander	3	32	10.7	29	0
TOTAL NET YARDS	3523	3203	R. Ford	2	68	34.0	34	0
Avg. Per Game	352.3	320.3	Campbell	1	63	63.0	63t	1
Total Plays	629	593	Douglas	1	-1	-1.0	-1	0
Avg. Per Play	5.6	5.4	TEAM	7	162	23.1	63t	1

NET YARDS RUSHING	1293	1406	OPPONENTS	7	49	7.0	40t	1
Avg. Per Game	129.3	140.6	* PUNTING	No.	Yds	Avg	Net	TB
Total Rushes	263	293	O'Donnell	38	1706	44.9	39.3	1 20 72 1
NET YARDS PASSING	2230	1797	TEAM	39	1706	43.7	39.3	1 20 72 1
Avg. Per Game	223.0	179.7	OPPONENTS	44	2056	46.7	42.2	1 15 68 0

				Ret	FC	Yds	Avg	Long	TD
Sacked/Yards Lost	20/158	19/105	* PUNT RETURNS						
Gross Yards	2388	1902	Am. Rodgers	20	15	139	7.0	20	0
Att./Completions	346/225	281/181	Nixon	2	0	19	9.5	13	0
Completion Pct.	65.0	64.4	TEAM	22	15	158	7.2	20	0
Had Intercepted	7	7	OPPONENTS	15	13	152	10.1	29	0

				No.	Yds	Avg	Long	TD
PUNTS/AVERAGE	39/43.7	44/46.7	* KICKOFF RETURNS					
NET PUNTING AVG.	39/39.3	44/42.2	Nixon	11	235	21.4	33	0
PENALTIES/YARDS	62/467	63/561	Am. Rodgers	6	122	20.3	34	0
FUMBLES/BALL LOST	20/8	8/3	Watson	2	35	17.5	18	0
TOUCHDOWNS	22	24	TEAM	19	392	20.6	34	0
Rushing	4	9	OPPONENTS	27	637	23.6	37	0
Passing	17	13	* FIELD GOALS	1-19	20-29	30-39	40-49	50+
Returns	1	2	Crosby	0/ 0	4/ 4	3/ 3	3/ 4	0/ 2

* SCORE BY PERIODS	Q1	Q2	Q3	Q4	OT	PTS	TEAM	0/ 0	4/ 4	3/ 3	3/ 4	0/ 2
TEAM	27	76	33	43	6	185	OPPONENTS	1/ 1	4/ 4	5/ 5	5/ 6	1/ 2
OPPONENTS	33	73	60	50	0	216	Crosby: () (40G,28G) () (38G,31G) (46G,48G) (47B,29G)					

* SCORING	TD-Ru-Pa-Rt	K-PAT	FG	S	PTS	
Crosby	0 0 0 0	21/21	10/13	0	51	() (38G,55N) (25G) (54N,28G)
A. Jones	5 2 3 0			0	30	OPP: (28G,56G,29G) (44G) (45G,45G) (37G) (48G,37G)
Lazard	5 0 5 0			0	30	(32G,53N,23G) (22G,47N,31G,19G) (42G,38G) () ()
Watson	4 1 3 0			0	24	
Doubs	3 0 3 0			0	18	
Campbell	1 0 0 1			0	6	
Dillon	1 1 0 0			0	6	
Lewis	1 0 1 0			0	6	
Tonyan	1 0 1 0			0	6	
Toure	1 0 1 0			0	6	
Deguara	0 0 0 0			1	2	
TEAM	22 4 17 1	21/21	10/13	1	185	
OPPONENTS	24 9 13 2	22/22	16/18	0	216	

2-Pt Conv: TM 0-1, OPP 1-2

SACKS: Gary 6, P. Smith 3.5, Clark 3, Enagbare 2, Amos 1, Douglas 1, Reed 1, Wilson LG 1, Wilson TM 1, Lowry 0.5, TM 19, OPP 20

FUM/LOST: Aa. Rodgers 7/4, Am. Rodgers 5/2, Doubs 2/1, A. Jones 2/1, Cobb 1/0, Dillon 1/0, Myers 1/0, Toure 1/0

* PASSING	Att	Cmp	Yds	Cmp%	Yds/Att	TD	TD%	Int	Int%	Long	Sack/Lost	Rating
Aa. Rodgers	337	219	2315	65.0	6.87	17	5.0	7	2.1	58t	20/ 158	93.0
Love	9	6	73	66.7	8.11	0	0.0	0	0.0	25	0/ 0	91.4
TEAM	346	225	2388	65.0	6.90	17	4.9	7	2.0	58t	20/ 158	93.0
OPPONENTS	281	181	1902	64.4	6.77	13	4.6	7	2.5	64	19/ 105	89.0

REGULAR SEASON: THE LAST TIME THE TENNESSEE TITANS ...

GAMES WON

WON BY SCORING IN THE LAST TWO MINUTES OF REGULATION

By Titans—Randy Bullock 44-yard FG (0:04 remaining) vs. San Francisco, 12/23/21 (W)

By Opponents—Chris Myarick 1-yard TD reception and Saquon Barkley 2-point conversion (1:06 remaining), vs. N.Y. Giants, 9/11/22 (L)

WON OVERTIME GAME

By Titans—Tennessee 34, at Indianapolis 31, 10/31/21 (W)

By Opponents—at Kansas City 20, Tennessee 17, 11/6/22 (L)

WON BY 20 OR MORE POINTS

By Titans—at Tennessee 34, Miami 3, 1/2/22 (W)

By Opponents—Tennessee 7, at Buffalo 41, 9/19/22 (L)

WON BY SHUTOUT

By Titans—at Tennessee 20, Jacksonville 0, 12/12/21 (W)

By Opponents—at Denver 16, Tennessee 0, 10/13/19 (L)

TEAM SCORING

SCORED 50 POINTS

By Titans—*Never in Titans era (since 1999)*

By Oilers—Houston 58, vs. Cleveland 14, 12/9/90 (W)

By Opponents—at Houston 57, Tennessee 14, 10/1/17 (L)

SCORED 40 POINTS

By Titans—at Houston 38, Tennessee 41, 1/3/21 (W)

By Opponents—Tennessee 7, at Buffalo 41, 9/19/22 (L)

SCORED 20 POINTS IN A QUARTER

By Titans—21 points in second quarter, at Houston, 1/9/22 (W)

By Opponents—24 points in third quarter, at Buffalo, 9/19/22 (L)

SCORED 30 POINTS IN A HALF

By Titans—35 points in first half, at Indianapolis, 11/29/20 (W)

By Opponents—38 points in first half, vs. Cleveland, 12/6/20 (L)

SCORED TOUCHDOWNS ON OFFENSE, DEFENSE AND SPECIAL TEAMS

By Titans—One rushing, two interception returns, two punt returns, vs. Jacksonville, 12/30/12 (W)

By Opponents—Four passing, one interception return, two punt returns, at Oakland, 9/29/02 (L)

SCORED A TOUCHDOWN ON FIRST OFFENSIVE POSSESSION

By Titans—Robert Woods 7-yard reception, at Indianapolis, 10/2/22 (W)

By Opponents—Reggie Gilliam 11-yard reception, at Buffalo, 9/19/22 (L)

TEAM YARDAGE TOTALS

500 TOTAL NET YARDS

By Titans—at Seattle (532 yards), 9/19/21 (W)

By Opponents—vs. Kansas City (530 yards), 11/10/19 (W)

400 TOTAL NET YARDS

By Titans—at Houston (405 yards), 1/9/22 (W)

By Opponents—at Kansas City (499 yards), 11/6/22 (L)

TEAM DEFENSE

HELD OPPONENT WITHOUT A TOUCHDOWN

By Titans—at Tennessee 34, Miami 3, 1/2/22 (W)

By Opponents—at Denver 16, Tennessee 0, 10/13/19 (L)

HELD OPPONENT TO 200 OR FEWER NET YARDS OF OFFENSE

By Titans—at Houston (161 yards), 10/30/22 (W)

By Opponents—at Buffalo (187 net yards), 9/19/22 (L)

HELD OPPONENT TO 50 OR FEWER YARDS RUSHING

By Titans—at Houston (43 yards), 10/30/22 (W)

By Opponents—at Denver (39 yards), 10/13/19 (L)

HELD OPPONENT TO 100 OR FEWER NET YARDS PASSING

By Titans—at Miami (78 net yards), 10/8/17 (L)

By Opponents—at Kansas City (57 net yards), 11/6/22 (L)

SEVEN OR MORE SACKS BY TEAM

By Titans—at Arizona (8 sacks), 12/10/17 (L)

By Opponents—at N.Y. Jets (7 sacks), 10/3/21 (L)

SIX OR MORE SACKS BY TEAM

By Titans—vs. Denver (6 sacks), 11/13/22 (W)

By Opponents—at N.Y. Jets (7 sacks), 10/3/21 (L)

FIVE OR MORE SACKS BY TEAM

By Titans—vs. Denver (6 sacks), 11/13/22 (W)

By Opponents—at Washington (5 sacks), 10/9/22 (W)

FORCED FIVE OR MORE OPPONENT TURNOVERS

By Titans—vs. N.Y. Jets (4 interceptions, 1 fumble), 12/17/12 (W)

By Opponents—vs. Houston (4 interceptions, 1 fumble), 11/21/21 (L)

FORCED FOUR OR MORE OPPONENT TURNOVERS

By Titans—vs. Jacksonville (4 interceptions, 0 fumbles), 12/12/21 (W)

By Opponents—at Buffalo (2 interceptions, 2 fumbles), 9/19/22 (L)

SPECIAL TEAMS

KICKOFF RETURNED FOR TOUCHDOWN

By Titans—A.J. Brown (42 yards) at Indianapolis, 11/29/20 (W)

By Opponents—Jakeem Grant (102 yards) at Miami, 9/9/18 (L)

OPENING KICKOFF RETURNED FOR TOUCHDOWN

By Titans—Derrick Mason (101 yards) at Cincinnati, 11/18/01 (W)

By Opponents—Josh Huff (107 yards) at Philadelphia, 11/23/14 (L)

PUNT RETURNED FOR TOUCHDOWN

By Titans—Darius Reynaud (twice—69 yards and 81 yards) vs. Jacksonville, 12/30/12 (W)

By Opponents—Jakeem Grant (74 yards) at Miami, 10/9/16 (W)

FIELD GOAL BLOCKED

By Titans—Denico Autry vs. Miami (Jason Sanders), 1/2/22 (W)

By Opponents—Justin Reid, vs. Houston (Stephen Gostkowski), 10/18/20 (W)

FIELD GOAL BLOCKED, RETURNED FOR TD

By Titans—Tye Smith (63 yards) at Indianapolis (Adam Vinatieri's FG blocked by Dane Cruikshank), 12/1/19 (W)

By Opponents—Rob Morris (68 yards) at Indianapolis (Gary Anderson's FG blocked by Montae Reagor), 12/5/04 (L)

PUNT BLOCKED

By Titans—Tim Shaw vs. Pittsburgh (Drew Butler), 10/11/12 (W)

By Opponents—E.J. Speed, vs. Indianapolis (Trevor Daniel), 11/12/20 (L)

PUNT BLOCKED AND RETURNED FOR TD

By Titans—Jason McCourty vs. Indianapolis (Pat McAfee's punt blocked by Patrick Bailey and recovered in end zone by McCourty), 10/30/11 (W)

By Opponents—T.J. Carrie (6 yards), vs. Indianapolis (Trevor Daniel's punt blocked by E.J. Speed), 11/12/20 (L)

FIVE FIELD GOALS

By Titans—Stephen Gostkowski (6) at Minnesota, 9/27/20 (W)

By Opponents—Nick Folk (5), at New England, 11/28/21 (L)

FOUR FIELD GOALS

By Titans—Randy Bullock against Indianapolis, 10/23/22 (W)

By Opponents—Chris Boswell, at Pittsburgh, 12/19/21 (L)

THREE FIELD GOALS

By Titans—Randy Bullock (4) against Indianapolis, 10/23/22 (W)

By Opponents—Daniel Carlson (3), vs. Las Vegas, 9/25/22 (W)

REGULAR SEASON: THE LAST TIME THE TENNESSEE TITANS ...

SUCCESSFUL ONSIDE KICK

By Titans—Rob Bironas kicks and Daimion Stafford recovers, vs. Arizona, 12/15/13 (L)

By Opponents—Connor Barth kicks and Adrian Amos recovers, at Chicago, 11/27/16 (W)

MISSED PAT

By Titans—Randy Bullock, at New England, 11/28/21 (L)

By Opponents—Harrison Butker, at Kansas City, 11/6/22 (L)

TWO-POINT CONVERSIONS**TWO-POINT CONVERSION MADE**

By Titans—MyCole Pruitt (pass from Ryan Tannehill) at N.Y. Jets, 10/3/21 (L)

By Opponents—Patrick Mahomes (run), at Kansas City, 11/6/22 (L)

TWO-POINT CONVERSION FAILED

By Titans—vs. Cleveland (run failed), 12/6/20 (L)

By Opponents—vs. Las Vegas (pass failed), 9/25/22 (W)

INDIVIDUAL OFFENSIVE PERFORMANCES**INDIVIDUAL WITH 200 SCRIMMAGE YARDS**

By Titans—Derrick Henry (228 yards) at Houston, 10/30/22 (W)

By Opponents—Todd Gurley (276 yards), vs. Los Angeles Rams, 12/24/17 (L)

RUSHING TOUCHDOWN AND RECEIVING TOUCHDOWN

By Titans—Derrick Henry (1 rushing, 1 receiving) at Carolina, 11/3/19 (L)

By Opponents—Nyheim Hines (1 rushing, 1 receiving), vs. Indianapolis, 11/12/20 (L)

RUSHING TOUCHDOWN AND PASSING TOUCHDOWN

By Titans—Ryan Tannehill (1 passing, 1 rushing) vs. Las Vegas, 9/25/22 (W)

By Opponents—Patrick Mahomes (1 passing, 1 rushing), at Kansas City, 11/6/22 (L)

INDIVIDUAL RUSHING**200 YARDS RUSHING**

By Titans—Derrick Henry (219 yards) at Houston, 10/30/22 (W)

By Opponents—Le'Veon Bell (204 yards) vs. Pittsburgh, 11/17/14 (L)

150 YARDS RUSHING

By Titans—Derrick Henry (219 yards) at Houston, 10/30/22 (W)

By Opponents—Saquon Barkley (164 yards), vs. N.Y. Giants, 9/11/22 (L)

100 YARDS RUSHING

By Titans—Derrick Henry (115 yards) at Kansas City, 11/6/22 (L)

By Opponents—Saquon Barkley (164 yards), vs. N.Y. Giants, 9/11/22 (L)

CONSECUTIVE 100-YARD RUSHING GAMES

By Titans—Derrick Henry at Indianapolis, 10/2/22 (W); at Washington, 10/9/22 (W); against Indianapolis, 10/23/22 (W); at Houston, 10/30/22 (W); at Kansas City, 11/6/22 (L)

30 OR MORE CARRIES

By Titans—Derrick Henry (32 carries) at Houston, 10/30/22 (W)

By Opponents—Melvin Gordon (32 carries) at San Diego, 11/6/16 (L)

RUSHING PLAY OF 80 OR MORE YARDS

By Titans—Derrick Henry (94 yards) vs. Houston, 10/18/20 (W)

By Opponents—Lamar Miller (97 yards), at Houston, 11/26/18 (L)

RUSHING PLAY OF 50 OR MORE YARDS

By Titans—Derrick Henry (56 yards) at Kansas City, 11/6/22 (L)

By Opponents—Saquon Barkley (68 yards), vs. N.Y. Giants, 9/11/22 (L)

THREE TOUCHDOWNS RUSHING

By Titans—Derrick Henry (3) vs. Buffalo, 10/18/21 (W)

By Opponents—Corey Dillon (4) at Cincinnati, 12/4/97 (L)

TWO TOUCHDOWNS RUSHING

By Titans—Derrick Henry (2) at Kansas City, 11/6/22 (L)

By Opponents—Tyrod Taylor (2), vs. Houston, 11/21/21 (L)

INDIVIDUAL PASSING**400 YARDS PASSING**

By Titans—Ryan Fitzpatrick (402 yards) vs. Arizona, 12/15/13 (L)

By Opponents—Patrick Mahomes (446 yards), at Kansas City, 11/6/22 (L)

300 YARDS PASSING

By Titans—Ryan Tannehill (323 yards) vs. Houston, 11/21/21 (L)

By Opponents—Patrick Mahomes (446 yards), at Kansas City, 11/6/22 (L)

CONSECUTIVE 300-YARD PASSING GAMES

By Titans—Matt Hasselbeck vs. Baltimore (358 yards), 9/18/11 (W), vs. Denver (311 yards), 9/25/11 (W)

FIVE TOUCHDOWN PASSES

By Titans—Steve McNair vs. Jacksonville, 12/26/99 (W)

By Opponents—Blake Bortles vs. Jacksonville, 12/6/15 (W)

FOUR TOUCHDOWN PASSES

By Titans—Ryan Tannehill at Houston, 1/9/22 (W)

By Opponents—Josh Allen, at Buffalo, 9/19/22 (L)

50 OR MORE PASS ATTEMPTS

By Titans—Ryan Tannehill (52 att) vs. Houston, 11/21/21 (L)

By Opponents—Patrick Mahomes (68), at Kansas City, 11/6/22 (L)

40 OR MORE PASS ATTEMPTS

By Titans—Ryan Tannehill (52 att) vs. Houston, 11/21/21 (L)

By Opponents—Russell Wilson (42), vs. Denver, 11/13/22 (W)

30 OR MORE COMPLETIONS

By Titans—Ryan Tannehill (35 comp) vs. Houston, 11/21/21 (L)

By Opponents—Patrick Mahomes (43 comp), at Kansas City, 11/6/22 (L)

NO SACKS ALLOWED

By Titans—vs. Buffalo, 10/18/21 (W)

By Opponents—vs. Houston, 11/21/21 (L)

COMPLETION OF 80 OR MORE YARDS

By Titans—Ryan Tannehill (91 yards) at Oakland, 12/8/19 (W)

By Opponents—Jared Goff (80 yards), vs. Los Angeles Rams, 12/24/17 (L)

COMPLETION OF 50 OR MORE YARDS

By Titans—Ryan Tannehill (63 yards) vs. Denver, 11/13/22 (W)

By Opponents—Russell Wilson (66 yards), vs. Denver, 11/13/22 (W)

INDIVIDUAL RECEIVING**200 YARDS RECEIVING**

By Titans—Kenny Britt (225 yards) vs. Philadelphia, 10/24/10 (W)

By Opponents—DeAndre Hopkins (238 yards) at Houston, 11/30/14 (L)

150 YARDS RECEIVING

By Titans—A.J. Brown (155 yards) at Indianapolis, 10/31/21 (W)

By Opponents—Mack Hollins (158 yards), vs. Las Vegas, 9/25/22 (W)

100 YARDS RECEIVING

By Titans—Nick Westbrook-Ikhine (119 yards) vs. Denver, 11/13/22 (W)

By Opponents—Travis Kelce (106 yards), at Kansas City, 11/6/22 (L)

CONSECUTIVE 100-YARD RECEIVING GAMES

By Titans—A.J. Brown vs. Kansas City (133 yards), 10/24/21 (W), at Indianapolis (155 yards), 10/31/21 (W)

10 OR MORE RECEPTIONS

By Titans—A.J. Brown (11 rec.) vs. San Francisco, 12/23/21 (W)

By Opponents—Travis Kelce (10) and JuJu Smith-Schuster (10), at Kansas City, 11/6/22 (L)

REGULAR SEASON: THE LAST TIME THE TENNESSEE TITANS ...

RECEPTION OF 80 OR MORE YARDS

By Titans—A.J. Brown (91 yards) at Oakland, 12/8/19 (W)
By Opponents—Todd Gurley (80 yards), vs. Los Angeles Rams, 12/24/17 (L)

RECEPTION OF 50 OR MORE YARDS

By Titans—Nick Westbrook-Ikhine (63 yards) vs. Denver, 11/13/22 (W)
By Opponents—Jalen Virgil (66 yards), vs. Denver, 11/13/22 (W)

THREE TOUCHDOWN RECEPTIONS

By Titans—Kenny Britt vs. Philadelphia, 10/24/10 (W)
By Opponents—Stefon Diggs, at Buffalo, 9/19/22 (L)

TWO TOUCHDOWN RECEPTIONS

By Titans—Nick Westbrook-Ikhine vs. Denver, 11/13/22 (W)
By Opponents—Dyami Brown, at Washington, 10/9/22 (W)

COMBINED OFFENSIVE PERFORMANCES BY TEAMMATES

100-YARD RUSHER AND 100-YARD RECEIVER IN A GAME

By Titans—Derrick Henry (182 rush.) and Julio Jones (128 rec.) at Seattle, 9/19/21 (W)
By Opponents—AJ Dillon (124 rush.) and Davante Adams (142 rec.), at Green Bay, 12/27/20 (L)
By One Player (Opponent)—Todd Gurley (118 rush. and 158 receiving), vs. Los Angeles Rams, 12/24/17 (L)

100-YARD RUSHER, 100-YARD RECEIVER AND 300-YARD PASSER IN A GAME

By Titans—Derrick Henry (182 rush.), Julio Jones (128 rec.) and Ryan Tannehill (347 pass.) at Seattle, 9/19/21 (W)
By Opponents—Todd Gurley (118 rush. and 158 rec.) and Jared Goff (301 pass.), vs. Los Angeles Rams, 12/24/17 (L)

300-YARD PASSER AND 100-YARD RECEIVER IN A GAME

By Titans— Ryan Tannehill (323 pass.) and Nick Westbrook-Ikhine (107 rec.) vs. Houston, 11/21/21 (L)
By Opponents—Patrick Mahomes (446 pass.) and Travis Kelce (106 rec.), at Kansas City, 11/6/22 (L)

100-YARD RUSHER AND 300-YARD PASSER IN A GAME

By Titans—Derrick Henry (182 rush.) and Ryan Tannehill (347 pass.) at Seattle, 9/19/21 (W)
By Opponents— Gardner Minshew II (339 pass.) and James Robinson (102 rush.), vs. Jacksonville, 9/20/20 (W)

TWO 100-YARD RUSHERS IN A GAME

By Titans—Dontrell Hilliard (131 yards) and D'Onta Foreman (109), at New England, 11/28/21 (L)
By Opponents—Arian Foster (115 yards) and Ben Tate (104 yards) vs. Houston, 10/23/11 (L)

TWO 100-YARD RECEIVERS IN A GAME

By Titans—Justin Hunter (109 yards) and Kendall Wright (103 yards) at Oakland, 11/24/13 (W)
By Opponents—Zach Ertz (112 rec.) and Alshon Jeffery (105 rec.), vs. Philadelphia, 9/30/18 (W)

INDIVIDUAL DEFENSE

INTERCEPTION RETURNED FOR TOUCHDOWN

By Titans— Andrew Adams (76 yards) against Indianapolis, 10/23/22 (W)
By Opponents—Matt Milano (43 yards), at Buffalo, 9/19/22 (L)

FUMBLE RETURNED FOR TOUCHDOWN

By Titans—Kevin Byard (30 yards) at Jacksonville, 10/10/21 (W)
By Opponents—Yannick Ngakoue (67 yards) vs. Jacksonville, 12/31/17 (W)

SAFETY SCORED

By Titans—Browns quarterback Baker Mayfield sacked in end zone by Cameron Wake, at Cleveland, 9/8/19 (W)
By Opponents—Ryan Tannehill sacked in end zone by Romeo Okwara vs. Detroit, 12/20/20 (W)

THREE INTERCEPTIONS

By Titans—Kevin Byard (3) at Cleveland, 10/22/17 (W)
By Opponents—Glover Quin (3) at Houston, 11/28/10 (L)

TWO INTERCEPTIONS

By Titans—Malcolm Butler (2) vs. Buffalo, 10/13/20 (W)
By Opponents—Desmond King (2), vs. Houston, 11/21/21 (L)

THREE SACKS

By Titans—Jeffery Simmons (3.0) at L.A. Rams, 11/7/21 (W)
By Opponents—Chandler Jones (5.0), vs. Arizona, 9/12/21 (L)

POSTSEASON: THE LAST TIME THE TENNESSEE TITANS ...

GAMES WON (PLAYOFFS)

WON BY SCORING IN THE LAST TWO MINUTES OF REGULATION

By Titans—Gary Anderson 46-yard field goal with 0:29 remaining, at Baltimore, 1/3/04 (W)
By Opponents—Evan McPherson 52-yard field goal with 0:00 remaining, vs. Cincinnati, 1/22/22 (L)

WON OVERTIME GAME

By Titans—Tennessee 34, vs. Pittsburgh 31, 1/11/03 (W)
By Opponents—at Buffalo 41, Houston 38, 1/3/93 (L)

WON BY 20 OR MORE POINTS

By Titans/Oilers—Never Happened
By Opponents—at New England 35, Tennessee 14, 1/13/18 (L)

WON BY SHUTOUT

By Titans/Oilers—Never Happened
By Opponents—Never Happened

TEAM SCORING (PLAYOFFS)

SCORED 50 POINTS

By Titans/Oilers—Never Happened
By Opponents—at Oakland 56, Houston 7, 12/21/69 (L)

SCORED 40 POINTS

By Titans/Oilers—Never Happened
By Opponents—at Oakland 41, Tennessee 24, 1/19/03 (L)

SCORED 20 POINTS IN A QUARTER

By Titans—Never in Titans era (since 1999)
By Oilers—21 points in second quarter, at Buffalo, 1/3/93 (L)
By Opponents—21 points in second quarter, at New England, 1/13/18 (L)

SCORED 30 POINTS IN A HALF

By Titans/Oilers—Never Happened
By Opponents—35 points in second half, at Buffalo, 1/3/93 (L)

SCORED TOUCHDOWNS ON OFFENSE, DEFENSE AND SPECIAL TEAMS

By Titans/Oilers—Never Happened
By Opponents—Never Happened

SCORED A TOUCHDOWN ON FIRST OFFENSIVE POSSESSION

By Titans—Anthony Firkser 12-yard pass from Ryan Tannehill, at New England, 1/4/20 (W)
By Opponents—Bethel Johnson 41-yard pass from Tom Brady, at New England, 1/10/04 (L)

TEAM YARDAGE TOTALS (PLAYOFFS)

500 TOTAL NET YARDS

By Titans/Oilers—Never Happened
By Opponents—at Baltimore (530 yards), 1/11/20 (W)

400 TOTAL NET YARDS

By Titans—vs. Pittsburgh (430 yards), 1/11/03 (W)
By Opponents—vs Baltimore (401 yards), 1/10/21 (L)

POSTSEASON: THE LAST TIME THE TENNESSEE TITANS ...

TEAM DEFENSE (PLAYOFFS)

HELD OPPONENT WITHOUT A TOUCHDOWN

By Titans—Never in Titans era (since 1999)

By Oilers—Houston 10, at San Diego 3, 12/24/61 (W)

By Opponents—at San Diego 17, Tennessee 6, 1/6/08 (L)

HELD OPPONENT TO 200 OR FEWER NET YARDS OF OFFENSE

By Titans—vs. Baltimore (134 net yards), 1/7/01 (L)

By Opponents—vs. Buffalo (194 net yards), 1/8/00 (W)

HELD OPPONENT TO 50 OR FEWER YARDS RUSHING

By Titans—vs. Baltimore (50 yards), 1/10/09 (L)

By Opponents—vs. Kansas City (39 yards), 1/16/94 (L)

HELD OPPONENT TO 100 OR FEWER NET YARDS PASSING

By Titans—vs. Buffalo (97 net yards), 1/8/00 (W)

By Opponents—at Baltimore (83 net yards), 1/11/20 (W)

SEVEN OR MORE SACKS BY TEAM

By Titans/Oilers—vs. Cincinnati (9 sacks), 1/22/22 (L)

By Opponents—at New England (8 sacks), 1/13/18 (L)

SPECIAL TEAMS (PLAYOFFS)

KICKOFF RETURNED FOR TOUCHDOWN

By Titans—Derrick Mason (80 yards) at Jacksonville, 1/23/00 (W)

By Opponents—Never Happened

RETURNED OPENING KICKOFF FOR TOUCHDOWN

By Titans/Oilers—Never Happened

By Opponents—Never Happened

PUNT RETURNED FOR TOUCHDOWN

By Titans/Oilers—Never Happened

By Opponents—Never Happened

FIELD GOAL BLOCKED

By Titans/Oilers—Never Happened

By Opponents—Richard Seymour at New England (Gary Anderson), 1/10/04 (L)

FIELD GOAL BLOCKED, RETURNED FOR TD

By Titans/Oilers—Never Happened

By Opponents—Anthony Mitchell (90 yards) vs. Baltimore (Al Del Greco's FG blocked by Keith Washington), 1/7/01 (L)

PUNT BLOCKED

By Titans—Chris Coleman vs. Baltimore (Kyle Richardson, twice), 1/7/01 (L)

By Opponents—Jerry Olsavsky vs. Pittsburgh (Greg Montgomery), 12/31/89 (L)

PUNT BLOCKED AND RETURNED FOR TD

By Titans/Oilers—Never Happened

By Opponents—Never Happened

FIVE FIELD GOALS

By Titans/Oilers—Never Happened

By Opponents—Never Happened

FOUR FIELD GOALS

By Titans—Al Del Greco at Indianapolis, 1/16/00 (W)

By Opponents—Evan McPherson, vs. Cincinnati, 1/22/22 (L)

THREE FIELD GOALS

By Titans—Al Del Greco (4) at Indianapolis, 1/16/00 (W)

By Opponents—Evan McPherson (4), vs. Cincinnati, 1/22/22 (L)

MISSED PAT (KICK)

By Titans/Oilers—Never Happened

By Opponents—David Treadwell (Wide Left) at Denver, 1/4/92 (L)

TWO-POINT CONVERSIONS (PLAYOFFS)

TWO-POINT CONVERSION MADE

By Titans/Oilers—Never Happened

By Opponents—Plaxico Burress (pass from Hines Ward) vs. Pittsburgh, 1/11/03 (W)

TWO-POINT CONVERSION FAILED

By Titans—vs. Cincinnati (run failed), 1/22/22 (L)

By Opponents—at Baltimore (pass failed), 1/11/20 (W)

INDIVIDUAL OFFENSIVE PERFORMANCES (PLAYOFFS)

INDIVIDUAL WITH 200 SCRIMMAGE YARDS

By Titans—Derrick Henry (202 yards) at Baltimore, 1/11/20 (W)

By Opponents—Never Happened

RUSHING TOUCHDOWN AND RECEIVING TOUCHDOWN

By Titans—Never in Titans era (since 1999)

By Oilers—Allen Pinkett at Cleveland, 12/24/88 (W)

By Opponents—James White at New England, 1/13/18 (L)

RUSHING TOUCHDOWN AND PASSING TOUCHDOWN

By Titans—Ryan Tannehill at Baltimore, 1/11/20 (W)

By Opponents—Patrick Mahomes at Kansas City, 1/19/20 (L)

INDIVIDUAL RUSHING (PLAYOFFS)

200 YARDS RUSHING

By Titans/Oilers—Never Happened

By Opponents—Never Happened

150 YARDS RUSHING

By Titans—Derrick Henry (195 yards) at Baltimore, 1/11/20 (W)

By Opponents—Paul Lowe (165 yards) vs. Los Angeles Chargers, 1/1/61 (W)

100 YARDS RUSHING

By Titans—Derrick Henry (195 yards) at Baltimore, 1/11/20 (W)

By Opponents—Lamar Jackson (136 yards), vs. Baltimore, 1/10/21 (L)

CONSECUTIVE 100-YARD RUSHING GAMES

By Titans—Derrick Henry at New England (182 yards), 1/4/20 (W), at Baltimore (195 yards), 1/11/20 (W)

30 OR MORE CARRIES

By Titans—Derrick Henry (30) at Baltimore, 1/11/20 (W)

By Opponents—Never Happened

RUSHING PLAY OF 80 OR MORE YARDS

By Titans/Oilers—Never Happened

By Opponents—Never Happened

RUSHING PLAY OF 50 OR MORE YARDS

By Titans—Derrick Henry (66 yards) at Baltimore, 1/11/20 (W)

By Opponents—Never Happened

THREE TOUCHDOWNS RUSHING

By Titans/Oilers—Never Happened

By Opponents—Never Happened

TWO TOUCHDOWNS RUSHING

By Titans—Steve McNair at Oakland, 1/19/03 (L)

By Opponents—Antowain Smith vs. Buffalo, 1/8/00 (W)

INDIVIDUAL PASSING (PLAYOFFS)

400 YARDS PASSING

By Titans/Oilers—Never Happened

By Opponents—Kurt Warner (414 yards) vs. St. Louis, 1/30/00 (L)

300 YARDS PASSING

By Titans—Steve McNair (338 yards) vs. Pittsburgh, 1/11/03 (W)

By Opponents—Joe Burrow (348 yards), vs. Cincinnati, 1/22/22 (L)

CONSECUTIVE 300-YARD PASSING GAMES

Playoffs:

By Titans/Oilers—Never Happened

POSTSEASON: THE LAST TIME THE TENNESSEE TITANS ...

FIVE TOUCHDOWN PASSES

By Titans/Oilers—Never Happened

By Opponents—Daryle Lamonica (6) at Oakland, 12/21/69 (L)

FOUR TOUCHDOWN PASSES

By Titans—Never in Titans era (since 1999)

By Oilers—Warren Moon at Buffalo, 1/3/93 (L)

By Opponents—Frank Reich at Buffalo, 1/3/93 (L)

50 OR MORE PASS ATTEMPTS

By Titans—Never in Titans era (since 1999)

By Oilers—Warren Moon (50 att) at Buffalo, 1/3/93 (L)

By Opponents—Lamar Jackson (59 att), at Baltimore, 1/11/20 (W)

40 OR MORE PASS ATTEMPTS

By Titans—Kerry Collins (42 att) vs. Baltimore, 1/10/09 (L)

By Opponents—Lamar Jackson (59 att), at Baltimore, 1/11/20 (W)

30 OR MORE COMPLETIONS

By Titans—Never in Titans era (since 1999)

By Oilers—Warren Moon (32 comp) vs. Kansas City, 1/16/94 (L)

By Opponents—Lamar Jackson (31 comp), at Baltimore, 1/11/20 (W)

NO SACKS ALLOWED

By Titans—at Baltimore, 1/3/04 (W)

By Opponents—at New England, 1/4/20 (W)

COMPLETION OF 80 OR MORE YARDS

By Titans/Oilers—Never Happened

By Opponents—Never Happened

COMPLETION OF 50 OR MORE YARDS

By Titans—Never in Titans era (since 1999)

By Oilers—Dan Pastorini (71 yards) at New England, 12/31/78 (L)

By Opponents—Joe Burrow (57 yards), vs. Cincinnati, 1/22/22 (L)

INDIVIDUAL RECEIVING (PLAYOFFS)

200 YARDS RECEIVING

By Titans/Oilers—Never Happened

By Opponents—Never Happened

150 YARDS RECEIVING

By Titans/Oilers—Never Happened

By Opponents—Isaac Bruce (162 yards) vs. St. Louis, 1/30/00 (L)

100 YARDS RECEIVING

By Titans—A.J. Brown (142 yards) vs. Cincinnati, 1/22/22 (L)

By Opponents—Ja'Marr Chase (109 yards), vs. Cincinnati, 1/22/22 (L)

CONSECUTIVE 100-YARD RECEIVING GAMES

By Titans—Never in Titans era (since 1999)

By Oilers—Ernest Givins at Denver (111 yards), 1/4/92 (L), at Buffalo (117 yards), 1/3/93 (L)

10 OR MORE RECEPTIONS

By Titans—Justin Gage (11 rec.) vs. Baltimore, 1/10/09 (L)

By Opponents—Danny Amendola (11 rec.) at New England, 1/13/18 (L)

RECEPTION OF 80 OR MORE YARDS

By Titans/Oilers—Never Happened

By Opponents—Never Happened

RECEPTION OF 50 OR MORE YARDS

By Titans—Never in Titans era (since 1999)

By Oilers—Ken Burrough (71 yards) at New England, 12/31/78 (L)

By Opponents—Ja'Marr Chase (57 yards), vs. Cincinnati, 1/22/22 (L)

THREE TOUCHDOWN RECEPTIONS

By Titans/Oilers—Never Happened

By Opponents—Andre Reed at Buffalo, 1/3/93 (L)

TWO TOUCHDOWN RECEPTIONS

By Titans/Oilers—Corey Davis at New England, 1/13/18 (L)

By Opponents—Tyreek Hill, at Kansas City, 1/19/20 (L)

COMBINED OFFENSIVE PERFORMANCES BY TEAMMATES (PLAYOFFS)

100-YARD RUSHER AND 100-YARD RECEIVER IN A GAME

By Titans/Oilers—Never Happened

By Opponents—Lamar Jackson (136 rush.) and Marquise Brown (109 rec.), vs. Baltimore, 1/10/21 (L)

100-YARD RUSHER, 100-YARD RECEIVER AND 300-YARD PASSER IN A GAME

By Titans/Oilers—Never Happened

By Opponents—Lamar Jackson (143 rush.), Lamar Jackson (365 pass.) and Marquis Brown (126 rec.), at Baltimore, 1/11/20 (W)

300-YARD PASSER AND 100-YARD RECEIVER IN A GAME

By Titans—Steve McNair (338 pass.) and Frank Wycheck (123 rec.) vs. Pittsburgh, 1/11/03 (W)

By Opponents—Joe Burrow (348 pass.) and Ja'Marr Chase (109 rec.), vs. Cincinnati, 1/22/22 (L)

100-YARD RUSHER AND 300-YARD PASSER IN A GAME

By Titans/Oilers—Never Happened

By Opponents—Lamar Jackson (143 rush. and 365 pass.), at Baltimore, 1/11/20 (W)

TWO 100-YARD RUSHERS IN A GAME

By Titans/Oilers—Never Happened

By Opponents—Hewritt Dixon (144 yards) and Pete Banaszak (116 yards) at Oakland, 12/31/67 (L)

TWO 100-YARD RECEIVERS IN A GAME

By Titans—Never in Titans era (since 1999)

By Oilers—Mike Barber (112 yards) and Ken Burrough (103 yards) at Miami, 12/24/78 (W)

By Opponents—Chris Chambers (121 yards) and Vincent Jackson (114 yards) at San Diego, 1/6/08 (L)

INDIVIDUAL DEFENSE (PLAYOFFS)

INTERCEPTION RETURNED FOR TOUCHDOWN

By Titans—Logan Ryan (9 yards) at New England, 1/4/20 (W)

By Opponents—Will Demps (56 yards), at Baltimore, 1/3/04 (W)

FUMBLE RETURNED FOR TOUCHDOWN

By Titans/Oilers—Never Happened

By Opponents—Never Happened

SAFETY SCORED

By Titans—Josh Evans and Jason Fisk (sacked Mark Brunell), at Jacksonville, 1/23/00 (W)

By Opponents—Dan Pastorini ran out of the End Zone, at Miami, 12/24/78 (W)

THREE INTERCEPTIONS

By Titans—Never in Titans era (since 1999)

By Oilers—Vernon Perry (4*) at San Diego, 12/29/79 (W)

By Opponents—Never Happened

TWO INTERCEPTIONS

By Titans—Never in Titans era (since 1999)

By Oilers—Bubba McDowell vs. N.Y. Jets, 12/29/91 (W)

By Opponents—Johnny Robinson vs. Dallas Texans, 12/23/62 (L)

THREE SACKS

By Titans—Jeffery Simmons vs. Cincinnati, 1/22/22 (L)

By Opponents—Willie McGinest at New England, 1/10/04 (L)

LAST TIME IN A SEASON THE TITANS ...

TEAM OFFENSE

- Ranked 1st in Overall Offense — 1990
- Ranked 1st in Rushing Offense — 1967 (AFL)
- Ranked 1st in Passing Offense — 1992

TEAM DEFENSE

- Ranked 1st in Overall Defense — 2000
- Ranked 1st in Rushing Defense — 2003
- Ranked 1st in Passing Defense — 2000

GAMES WON (REGULAR SEASON)

- 10 Wins — 2021 (12-5)
- 11 Wins — 2021 (12-5)
- 12 Wins — 2021 (12-5)
- 13 Wins — 2008 (13-3)

ADVANCED IN PLAYOFFS

- Wild Card Round — 2021
- Divisional Round — 2021
- Conference Championship — 2019
- Super Bowl — 1999

RUSHING

- 1,000 Yards — **Derrick Henry** (2,027), 2020
- 1,500 Yards — **Derrick Henry** (2,027), 2020
- 2,000 Yards — **Derrick Henry** (2,027), 2020
- 300 Attempts — **Derrick Henry** (378), 2020
- 400 Attempts — **Eddie George** (403), 2000
- 10 Touchdowns — **Derrick Henry** (10), 2021
- 15 Touchdowns — **Derrick Henry** (17), 2020

PASSING

- 3,000 Yards — **Ryan Tannehill** (3,734), 2021
- 3,500 Yards — **Ryan Tannehill** (3,734), 2021
- 4,000 Yards — **Warren Moon** (4,690), 1991
- 400 Attempts — **Ryan Tannehill** (531), 2021
- 500 Attempts — **Ryan Tannehill** (531), 2021
- 600 Attempts — **Warren Moon** (655), 1991
- 20 Touchdowns — **Ryan Tannehill** (21), 2021
- 30 Touchdowns — **Ryan Tannehill** (33), 2020
- 90.0 Passer Rating — **Ryan Tannehill** (106.5), 2020
- 100.0 Passer Rating — **Ryan Tannehill** (106.5), 2020

RECEIVING

- 80 Receptions — **Delanie Walker** (94), 2015
- 90 Receptions — **Delanie Walker** (94), 2015
- 100 Receptions — **Haywood Jeffires** (100), 1991
- 1,000 Yards — **A.J. Brown** (1,075), 2020
- 1,500 Yards — **Charlie Hennigan** (1,546), 1964
- 10 Touchdowns — **A.J. Brown** (11), 2020
- 15 Touchdowns — **Bill Groman** (17), 1961

SCORING

- 100 Points — **Randy Bullock** (120), 2021
- 110 Points — **Randy Bullock** (120), 2021
- 120 Points — **Randy Bullock** (120), 2021
- 130 Points — **Ryan Succop** (136), 2017
- 30 Field Goals — **Ryan Succop** (35), 2017
- 35 Field Goals — **Ryan Succop** (35), 2017
- 10 Touchdowns — **Derrick Henry** (10), 2021
- 15 Touchdowns — **Derrick Henry** (17), 2020

DEFENSE

- 7 Interceptions — **Kevin Byard** (8), 2017
- 8 Interceptions — **Kevin Byard** (8), 2017
- 9 Interceptions — **Mike Reinfeldt** (12), 1979
- 10 Interceptions — **Mike Reinfeldt** (12), 1979
- 10 Sacks — **Harold Landry III** (12), 2021
- 12 Sacks — **Harold Landry III** (12), 2021
- 14 Sacks — **Jevon Kearse** (14.5), 1999
- 150 Tackles — **Wesley Woodyard** (172), 2017
- 175 Tackles — **Keith Bulluck** (180), 2002
- 200 Tackles — **Gregg Bingham** (212), 1980

TITANS RECORDS AT A GLANCE

Team record holders in major statistical categories

SCORING

- Points (Game) — 30 by **Billy Cannon** (5 TDs) at N.Y. Titans, 12/10/61
- Points (Season) — 136 by **Al Del Greco**, 1998; by **Ryan Succop**, 2017
- Points (Career) — 1,060 by **Al Del Greco**, 1991-00
- Touchdowns (Game) — 5 by **Billy Cannon** at N.Y. Titans, 12/10/61
- Touchdowns (Season) — 19 by **Earl Campbell**, 1979
- Touchdowns (Career) — 77 by **Derrick Henry**, 2016-22
- Field Goals (Game) — 8 by **Rob Bironas** at Hou., 10/21/07
- Field Goals (Season) — 36 by **Al Del Greco**, 1998
- Field Goals (Career) — 246 by **Al Del Greco**, 1991-00

RUSHING

- Rushing Yards (Game) — 250 by **Derrick Henry** at Hou., 1/3/21
- Rushing Yards (Season) — 2,027 by **Derrick Henry**, 2020
- Rushing Yards (Career) — 10,009 by **Eddie George**, 1996-03
- Rushing Touchdowns (Game) — 4 by **Earl Campbell** vs. Mia., 11/20/78; **Lorenzo White** vs. Cle., 12/9/90; **Derrick Henry** vs. Jax, 12/6/18
- Rushing Touchdowns (Season) — 19 by **Earl Campbell**, 1979
- Rushing Touchdowns (Career) — 74 by **Derrick Henry**, 2016-22

PASSING

- Passing Yards (Game) — 527 by **Warren Moon** at K.C., 12/16/90
- Passing Yards (Season) — 4,690 by **Warren Moon**, 1991
- Passing Yards (Career) — 33,685 by **Warren Moon**, 1984-93
- Passing Touchdowns (Game) — 7 by **George Blanda** vs. N.Y. Titans, 11/19/61
- Passing Touchdowns (Season) — 36 by **George Blanda**, 1961
- Passing Touchdowns (Career) — 196 by **Warren Moon**, 1984-93
- Passer Rating (Game) — 158.3 by **Chris Chandler** at Cin., 9/24/95
- Passer Rating (Season) — 117.5 by **Ryan Tannehill**, 2019
- Passer Rating (Career) — 90.5 by **Marcus Mariota**, 2015-19

RECEIVING

- Receptions (Game) — 13 (three times, last by **Drew Bennett** at Oak., 12/19/04)
- Receptions (Season) — 101 by **Charlie Hennigan**, 1964
- Receptions (Career) — 542 by **Ernest Givins**, 1986-94
- Receiving Yards (Game) — 272 by **Charlie Hennigan** at Bos., 10/13/61
- Receiving Yards (Season) — 1,746 by **Charlie Hennigan**, 1961
- Receiving Yards (Career) — 7,935 by **Ernest Givins**, 1986-94
- Receiving Touchdowns (Game) — 3 (17 times, last by **Kenny Britt** vs. Phi., 10/24/10)
- Receiving Touchdowns (Season) — 17 by **Bill Groman**, 1961
- Receiving Touchdowns (Career) — 51 by **Charlie Hennigan**, 1960-66

PUNTING

- Punts (Game) — 11 (twice by **Rich Camarillo**, last at Pit., 12/3/95)
- Punts (Season) — 96 by **Rich Camarillo**, 1994
- Punts (Career) — 923 by **Brett Kern**, 2009-21

PUNT RETURNS

- Punt Return Yards (Game) — 160 by **Darius Reynaud** vs. Jax., 12/30/12
- Punt Return Average (Season) — 15.4 by **Billy Johnson**, 1977
- Punt Return Average (Career) — 13.2 by **Billy Johnson**, 1974-80

KICKOFF RETURNS

- Kickoff Return Yards (Game) — 240 by **Bobby Jancik** at Oak., 12/22/63
- Kickoff Return Average (Season) — 31.7 by **Darius Jennings**, 2018
- Kickoff Return Average (Career) — 26.5 by **Bobby Jancik**, 1962-67

INTERCEPTIONS

- Interceptions (Game) — 3 (nine times, last by **Kevin Byard** at Cle., 10/22/17)
- Interceptions (Season) — 12 by **Freddy Glick**, 1963; by **Mike Reinfeldt**, 1979
- Interceptions (Career) — 45 by **Jim Norton**, 1960-68

SACKS

- Sacks (Game) — 4 (five times, last by **William Fuller** vs. Pit., 11/28/93)
- Sacks (Season) — 17 by **Elvin Bethea**, 1973
- Sacks (Career) — 105 by **Elvin Bethea**, 1968-83

TENNESSEE TITANS 2022 PARTICIPATION CHART

Table with columns for Player, Week (9/11 to 17-8), and Season Totals (GP, GS, DNP, IA). Lists 105 players and their participation status for each week of the season.

Starters indicated by position (QB, RB, ILB, etc.); P = played but did not start; DNP = active but did not play; IA = inactive for game; PS = practice squad; PS-I = practice squad injured; P/SUS = practice squad/suspended; X = not on roster; IR = injured reserve; SUS = reserve/suspended; NFI = non-football illness; PUP = physically unable to perform

GAME PREVIEW

TEAM NOTES

PLAYER NOTES

MEDIA

STATISTICS

ROSTERS

2022 TENNESSEE TITANS TRANSACTIONS**August 5**

Waived from reserve/injured with an injury settlement – **DB CHRIS WILLIAMSON**

August 9

Waived – **CB KENNETH GEORGE JR.**

Waived injured – **S MICHAEL GRIFFIN II**

Signed as free agents – **S ELIJAH BENTON, S ADRIAN COLBERT**

August 12

Terminated vested veteran from reserve/injured with an injury settlement – **C DANIEL MUNYER**

August 13

Waived – **CB TERRELL BONDS, WR BRANDON LEWIS**

Signed as free agents – **CB DEANTE BURTON, TE DAVID WELLS**

August 15

Waived from reserve/injured with an injury settlement – **S MICHAEL GRIFFIN II**

August 16

Terminated vested veterans – **CB DEANTE BURTON, WR JOSH MALONE, RB JORDAN WILKINS**

Waived – **S ELIJAH BENTON, DT HASKELL GARRETT, OL CARSON GREEN**

Claimed – **CB LONNIE JOHNSON JR.** off waivers from the Kansas City Chiefs

August 17

Waived – **TE BRILEY MOORE**

Traded – a conditional 2024 seventh-round pick to the Las Vegas Raiders for **S TYREE GILLESPIE**

August 22

Waived injured – **CB SHAKUR BROWN, DB SHYHEIM CARTER**

Waived – **WR TERRY GODWIN**

Terminated vested veteran – **OLB JUSTIN LAWLER**

Waived from reserve/injured with an injury settlement – **DB SHYHEIM CARTER**

August 23

Placed on reserve/physically unable to perform – **K CALEB SHUDAK**

August 24

Waived from reserve/injured with an injury settlement – **CB SHAKUR BROWN**

Placed on reserve/physically unable to perform – **LB MONTY RICE**

Traded – a 2024 sixth-round pick to the Philadelphia Eagles for **DB UGO AMADI** and a 2024 seventh-round pick

August 30

Terminated vested veterans – **RB TRENTON CANNON, S ADRIAN COLBERT, WR CODY HOLLISTER, LB JOE JONES, P BRETT KERN, CB GREG MABIN**

Waived – **OLB DAVID ANENIH, T CHRISTIAN DILAURO, WR DEZ FITZPATRICK, LB JACK GIBBENS, S TYREE GILLESPIE, G HAYDEN HOWERTON, CB CHRIS JACKSON, S THEO JACKSON, WR MASON KINSEY, T JALEN MCKENZIE, DT LARRELL MURCHISON, C/G XAVIER NEWMAN, TE THOMAS ODUKOYA, DE SAM OKUAYINONU, DE JAYDEN PEEVY, WR REGGIE ROBERSON JR., G JORDAN ROOS, T ANDREW RUPCICH, CB TRE SWILLING, TE DAVID WELLS, QB LOGAN WOODSIDE, C/G WILLIE WRIGHT**

Waived injured – **TE TOMMY HUDSON**

Traded – a 2024 fifth-round pick to the Carolina Panthers for **OL DENNIS DALEY** and a 2024 seventh-round pick

August 31

Signed to the practice squad – **OLB DAVID ANENIH, RB TRENTON CANNON, WR DEZ FITZPATRICK, CB CHRIS JACKSON, S THEO JACKSON, LB JOE JONES, WR MASON KINSEY, DT LARRELL MURCHISON, C/G XAVIER NEWMAN, TE THOMAS ODUKOYA, DE SAM OKUAYINONU, DE JAYDEN PEEVY, WR REGGIE ROBERSON JR., G JORDAN ROOS, T ANDREW RUPCICH, TE DAVID WELLS and QB LOGAN WOODSIDE**

Placed on injured reserve – **WR RACEY McMATH**

Signed as free agent – **WR CODY HOLLISTER**

September 1

Released from the practice squad – **WR REGGIE ROBERSON JR., TE DAVID WELLS**

Signed to the practice squad – **WR JOSH GORDON, TE KEVIN RADER**

September 2

Placed on injured reserve – **OLB HAROLD LANDRY III**

Claimed – **OLB DERREK TUSZKA** off waivers from the Pittsburgh Steelers

September 9

Placed on injured reserve – **LB CHANCE CAMPBELL, CB ELIJAH MOLDEN**

September 10

Activated from the practice squad to the active roster standard elevation – **RB TRENTON CANNON, LB JOE JONES**

September 12

Signed to the active roster from the practice squad – **RB TRENTON CANNON, LB JOE JONES**

Signed to the practice squad – **LB JACK GIBBENS**

September 13

Placed on injured reserve – **DE Da'SHAWN HAND, S A.J. MOORE JR.**

Signed to the practice squad – **DB NATE BROOKS**

September 15

Practice squad **OLB DAVID ANENIH** signed to the Pittsburgh Steelers active roster

Signed to the practice squad – **OLB GERRI GREEN**

September 16

Signed to the active roster from the practice squad – **CB CHRIS JACKSON**

Signed to the practice squad – **OLB TAKK McKINLEY**

September 19

Activated from the practice squad to the active roster standard elevation – **WR JOSH GORDON**

September 21

Placed on injured reserve – **RB TRENTON CANNON, CB CHRIS JACKSON**

Signed – **DB ANDREW ADAMS** from the Pittsburgh Steelers practice squad

Signed – **CB TERRANCE MITCHELL** from the New England Patriots practice squad

Practice squad **OLB TAKK McKINLEY** signed to the Los Angeles Rams active roster

Signed to the practice squad – **T CHRISTIAN DILAURO**

September 22

Placed on injured reserve – **OL JAMARCO JONES**

Signed to the active roster from the practice squad – **TE KEVIN RADER**

Signed to the practice squad – **OLB WYATT RAY**

September 24

Placed on injured reserve – **T TAYLOR LEWAN**

Signed to the active roster from the practice squad – **OLB WYATT RAY**

Activated from the practice squad to the active roster standard elevation – **WR JOSH GORDON, G JORDAN ROOS**

September 26

Waived – **OLB DERREK TUSZKA**

Signed – **DE MARIO EDWARDS JR.** from the Jacksonville Jaguars practice squad

September 27

Signed – **T Le'RAVEN CLARK** from the Philadelphia Eagles practice squad

Released from the practice squad – **OLB GERRI GREEN**

Signed to the practice squad – **LB JOE SCHOBERT**

September 28

Signed to the practice squad – **OLB GERRI GREEN**

October 1

Waived – **RB JULIUS CHESTNUT**

Signed to the active roster from the practice squad – **G JORDAN ROOS**

Activated from the practice squad to the active roster standard elevation – **S THEO JACKSON, LB JOE SCHOBERT**

October 3

Signed to the practice squad – **RB JULIUS CHESTNUT**

October 4

Waived – **OLB WYATT RAY**

Signed to the active roster from the practice squad – **DE SAM OKUAYINONU**

Released from the practice squad – **T CHRISTIAN DILAURO**

Signed to the practice squad – **CB SHYHEIM CARTER**

Waived from injured reserve – **TE TOMMY HUDSON**

October 5

Designated to return to practice – **LB MONTY RICE**

October 6

Signed to the practice squad – **OLB WYATT RAY**

October 8

Placed on injured reserve – **WR TREYLON BURKS**

Activated from reserve/physically unable to perform – **LB MONTY RICE**

Activated from the practice squad to the active roster standard elevation – **WR DEZ FITZPATRICK, LB JOE SCHOBERT**

October 11

Practice squad **S THEO JACKSON** signed to the Minnesota Vikings active roster

October 17

Placed on injured reserve – **OLB OLA ADENIYI**

Released from the practice squad – **WR JOSH GORDON**

Signed to the practice squad – **WR C.J. BOARD**

October 18

Signed – **DB JOSH THOMPSON** from the Jacksonville Jaguars' practice squad

Released from the practice squad – **DB NATE BROOKS**

Signed to the practice squad – **CB KYRON BROWN, S STEVEN PARKER**

October 22

Activated from the practice squad to the active roster standard elevation – **WR MASON KINSEY, LB JOE SCHOBERT**

October 24

Released from the practice squad – **OLB GERRI GREEN**

Signed to the practice squad – **T ERIC SMITH**

October 25

Placed on injured reserve – **WR KYLE PHILIPS**

Signed – **WR CHRIS CONLEY** from the Kansas City Chiefs practice squad

October 29

Activated from the practice squad to the active roster standard elevation – **DT LARRELL MURCHISON, QB LOGAN WOODSIDE**

October 31

Waived – **DB UGO AMADI**

Released from the practice squad – **S STEVEN PARKER**

Signed to the practice squad – **TE ANTONY AUCLAIR**

November 2

Designated to return to practice – **CB ELIJAH MOLDEN**

November 5

Activated from the practice squad to the active roster standard elevation – **DT LARRELL MURCHISON, QB LOGAN WOODSIDE**

November 9

Designated to return to practice – **WR TREYLON BURKS**

November 12

Placed on injured reserve – **LB ZACH CUNNINGHAM, DB JOSH THOMPSON**

Activated from injured reserve to the active roster – **WR TREYLON BURKS, CB ELIJAH MOLDEN**

Activated from the practice squad to the active roster standard elevation – **WR C.J. BOARD, DT LARRELL MURCHISON**

TENNESSEE TITANS UNOFFICIAL DEPTH CHART

OFFENSE

WR	15	Nick Westbrook-Ikhine	<u>16</u>	<u>Treyton Burks</u>	8	Cody Hollister
TE	81	Austin Hooper	<u>85</u>	<u>Chig Okonkwo</u>		
LT	71	Dennis Daley	61	Le'Raven Clark		
LG	55	Aaron Brewer	75	Dillon Radunz		
C	60	Ben Jones	62	Corey Levin		
RG	64	Nate Davis	70	Jordan Roos		
RT	<u>78</u>	<u>Nicholas Petit-Frere</u>	61	Le'Raven Clark		
TE	87	Geoff Swaim	86	Kevin Rader	44	Tory Carter (FB)
WR	2	Robert Woods	19	Chris Conley		
QB	17	Ryan Tannehill	<u>7</u>	<u>Malik Willis</u>		
RB	22	Derrick Henry	40	Dontrell Hilliard	<u>25</u>	<u>Hassan Haskins</u>

DEFENSE

DE	95	DeMarcus Walker	94	Mario Edwards Jr.		
NT	93	Teair Tart	90	Naquan Jones		
DT	98	Jeffery Simmons	97	Kevin Strong		
OLB	48	Bud Dupree	99	Rashad Weaver		
ILB	51	David Long Jr.	42	Joe Jones		
ILB	53	Dylan Cole	56	Monty Rice		
OLB	96	Denico Autry	<u>59</u>	<u>Sam Okuayinonu</u>		
CB	<u>21</u>	<u>Roger McCreary</u>	24	Elijah Molden	3	Caleb Farley
S	31	Kevin Byard	28	Joshua Kalu		
S	37	Amani Hooker	47	Andrew Adams	20	Lonnie Johnson Jr.
CB	26	Kristian Fulton	39	Terrance Mitchell	<u>30</u>	<u>Tre Avery</u>

SPECIAL TEAMS

K	14	Randy Bullock	<u>4</u>	<u>Ryan Stonehouse</u>
KO	14	Randy Bullock	<u>4</u>	<u>Ryan Stonehouse</u>
P	<u>4</u>	<u>Ryan Stonehouse</u>	14	Randy Bullock
H	<u>4</u>	<u>Ryan Stonehouse</u>	17	Ryan Tannehill
PR	2	Robert Woods	37	Amani Hooker
KOR	25	Hassan Haskins	40	Dontrell Hilliard
LS	46	Morgan Cox	60	Ben Jones

Rookies are underlined
As of Nov. 13, 2022

TITANS PRONUNCIATION GUIDE

OLA ADENIYI (OH-lə ah-DAY-nee); **Randy BULLOCK** (BULL-luck); **TREYLON Burks** (TRAY-lin); **Kevin BYARD** (BY-urd); **HASSAN Haskins** (huh-SAAAN); **Joshua KALU** (kuh-LOO); **Chig OKONKWO** (oh-KAHN-kwoh); **Sam OKUAYINONU** (oh-KWAHN-new); **Nicholas PETIT-FRERE** (puh-TEET FRAIR); **Dillon RADUNZ** (RAY-dinz); **Ryan TANNEHILL** (TAN-uh-hill); **TEAIR Tart** (tee-AIR); **Nick Westbrook-IKHINE** (uh-KEEN-ay)

[CLICK HERE FOR AN AUDIO PRONUNCIATION GUIDE](#)

TENNESSEE TITANS ROSTER BY EXPERIENCE

<u>13TH YEAR</u>		<u>6TH YEAR</u>		<u>3RD YEAR</u>		<u>ROOKIE DRAFT PICKS</u>	
Morgan Cox	LS	Dylan Cole	LB	Aaron Brewer	G/C	Treyton Burks	WR
		Zach Cunningham (IR)	LB	Kristian Fulton	CB	Chance Campbell (IR)	LB
		Joe Jones	LB	Cody Hollister	WR	Hassan Haskins	RB
<u>11TH YEAR</u>		DeMarcus Walker	DL	Chris Jackson (IR)	CB	Roger McCreary	CB
Randy Bullock	K			Jordan Roos	G	Chig Okonkwo	TE
Ben Jones	C			Teair Tart	DT	Nicholas Petit-Frere	OL
Ryan Tannehill	QB			Nick Westbrook-Ikhine	WR	Kyle Philips (IR)	WR
						Malik Willis	QB
		<u>5TH YEAR</u>					
		Ola Adeniyi (IR)	OLB				
		Trenton Cannon (IR)	RB				
<u>10TH YEAR</u>		Da'Shawn Hand (IR)	DE				
Robert Woods	WR	Dontrell Hilliard	RB	<u>2ND YEAR</u>			
		Jamarco Jones (IR)	OL	Tory Carter	FB	<u>ROOKIE FREE AGENTS</u>	
		Harold Landry III (IR)	OLB	Caleb Farley	CB	Tre Avery	CB
<u>9TH YEAR</u>		A.J. Moore Jr. (IR)	S	Naquan Jones	DT	Sam Okuayinonu	DE
Denico Autry	DL			Racey McMath (IR)	WR	Caleb Shudak (PUP)	K
Taylor Lewan (IR)	T			Elijah Molden	CB	Ryan Stonehouse	P
Terrance Mitchell	CB	<u>4TH YEAR</u>		Kevin Rader	TE	Josh Thompson (IR)	DB
		Dennis Daley	OL	Dillon Radunz	OL		
		Nate Davis	G	Monty Rice	LB	As of Nov. 13, 2022	
<u>8TH YEAR</u>		Amani Hooker	S	Rashad Weaver	OLB		
Chris Conley	WR	Lonnie Johnson Jr.	DB				
Bud Dupree	OLB	Joshua Kalu	DB				
Mario Edwards Jr.	DL	Corey Levin	C/G				
Geoff Swaim	TE	David Long Jr.	LB				
		Jeffery Simmons	DT				
		Kevin Strong	DE				
<u>7TH YEAR</u>							
Andrew Adams	DB						
Kevin Byard	S						
Le'Raven Clark	T						
Derrick Henry	RB						
Austin Hooper	TE						

TENNESSEE TITANS ROSTER BY DRAFT ROUND

<u>ROUND 1</u>			<u>ROUND 4</u>			<u>UNDRAFTED</u>		
Player	Pos.	Year	Player	Pos.	Year	Player	Pos.	Year
Treyton Burks	WR	2022	Hassan Haskins	RB	2022	Tre Avery	CB	2022
Caleb Farley	CB	2021	Chig Okonkwo	TE	2022	Sam Okuayinonu	DE	2022
Jeffery Simmons	DT	2019	Rashad Weaver	OLB	2021	Caleb Shudak (PUP)	K	2022
Bud Dupree	OLB	2015 (Pit)	Amani Hooker	S	2019	Ryan Stonehouse	P	2022
Taylor Lewan (IR)	T	2014	Da'Shawn Hand (IR)	DE	2018 (Det)	Josh Thompson (IR)	DB	2022 (Jax)
Ryan Tannehill	QB	2012 (Mia)	Ben Jones	C	2012 (Hou)	Tory Carter	FB	2021
						Naquan Jones	DT	2021
<u>ROUND 2</u>			<u>ROUND 5</u>			Aaron Brewer	G/C	2020
Player	Pos.	Year	Player	Pos.	Year	Teair Tart	DT	2020
Roger McCreary	CB	2022	Kyle Philips (IR)	WR	2022	Nick Westbrook-Ikhine	WR	2020
Dillon Radunz	T	2021	Jamarco Jones (IR)	OL	2018 (Sea)	Kevin Strong	DE	2019 (Det)
Kristian Fulton	CB	2020	Randy Bullock	K	2012 (Hou)	Ola Adeniyi (IR)	OLB	2018 (Pit)
Lonnie Johnson Jr.	DB	2019 (Hou)				Dontrell Hilliard	RB	2018 (Cle)
Harold Landry III (IR)	OLB	2018	<u>ROUND 6</u>			Joshua Kalu	DB	2018
Zach Cunningham (IR)	ILB	2017 (Hou)	Player	Pos.	Year	A.J. Moore Jr. (IR)	S	2018 (NE)
DeMarcus Walker	DL	2017 (Den)	Chance Campbell (IR)	LB	2022	Kevin Rader	TE	2018 (GB)
Derrick Henry	RB	2016	Dennis Daley	OL	2019 (Car)	Dylan Cole	ILB	2017 (Hou)
Mario Edwards Jr.	DL	2015 (Oak)	David Long Jr.	LB	2019	Cody Hollister	WR	2017 (NE)
Robert Woods	WR	2013 (Buf)	Trenton Cannon (IR)	RB	2018 (NYJ)	Joe Jones	LB	2017 (Dal)
			Corey Levin	C/G	2017	Jordan Roos	G	2017 (Sea)
<u>ROUND 3</u>			<u>ROUND 7</u>			Andrew Adams	DB	2016 (NYG)
Player	Pos.	Year	Player	Pos.	Year	Denico Autry	DL	2014 (Oak)
Nicholas Petit-Frere	OL	2022	Racey McMath (IR)	WR	2021	Morgan Cox	LS	2010 (Bal)
Malik Willis	QB	2022	Chris Jackson (IR)	CB	2020			
Elijah Molden	CB	2021	Geoff Swaim	TE	2015 (Dal)			
Monty Rice	ILB	2021	Terrance Mitchell	CB	2014 (Dal)			
Nate Davis	OL	2019						
Kevin Byard	S	2016						
Le'Raven Clark	T	2016 (Ind)						
Austin Hooper	TE	2016 (Atl)						
Chris Conley	WR	2015 (KC)						

As of Nov. 13, 2022

HOW THE TENNESSEE TITANS WERE BUILT

YEAR	DRAFTEES (18)	FREE AGENTS (29)	TRADES/WAIVERS (5)
2022	WR Teylon Burks (1) CB Roger McCreary (2) OL Nicholas Petit-Frere (3a) QB Malik Willis (3b) RB Hassan Haskins (4a) TE Chig Okonkwo (4b)	TE Austin Hooper (FA) CB Tre Avery (FA) DE Sam Okuayinonu (FA) P Ryan Stonehouse (FA) DL DeMarcus Walker (FA) DB Joshua Kalu (FA) TE Kevin Rader (FA) DB Andrew Adams (FA) CB Terrance Mitchell (FA) DE Mario Edwards Jr. (FA) T Le'Raven Clark (FA) WR Chris Conley (FA)	WR Robert Woods (T-LAR) DB Lonnie Johnson Jr. (W-KC) OL Dennis Daley (T-CAR)
2021	CB Caleb Farley (1) OL Dillon Radunz (2) LB Monty Rice (3a) CB Elijah Molden (3b) OLB Rashad Weaver (4b)	DL Denico Autry (UFA-IND) LS Morgan Cox (UFA-BAL) OLB Bud Dupree (UFA-PIT) FB Tory Carter (FA) DT Naquan Jones (FA) G Jordan Roos (FA) K Randy Bullock (FA) LB Joe Jones (FA) LB Dylan Cole (FA) RB Dontrell Hilliard (FA) DE Kevin Strong (FA)	C/G Corey Levin (W-NYJ)
2020	CB Kristian Fulton (2)	G/C Aaron Brewer (FA) DT Teair Tart (FA) WR Nick Westbrook-Ikhine (FA) TE Geoff Swaim (FA)	
2019	DT Jeffery Simmons (1) G Nate Davis (3) S Amani Hooker (4) LB David Long Jr. (6)	WR Cody Hollister (FA)	QB Ryan Tannehill (T-MIA)
2016	RB Derrick Henry (2c) S Kevin Byard (3)	C Ben Jones (UFA-HOU)	

As of Nov. 13, 2022

TENNESSEE TITANS POSITIONAL ROSTER - OFFENSE

QUARTERBACKS (2)

17	Tannehill, Ryan	QB	6-4	217	7/27/88	11	Texas A&M	Big Spring, Texas	T (MIA)-'19
7	Willis, Malik	QB	6-1	219	5/25/99	R	Liberty	Atlanta, Ga.	D3b-'22

RUNNING BACKS (4)

44	Carter, Tory	FB	6-0	229	3/16/99	2	Louisiana State	Valdosta, Ga.	FA-'21
25	Haskins, Hassan	RB	6-2	228	11/26/99	R	Michigan	St. Louis, Mo.	D4a-'22
22	Henry, Derrick	RB	6-3	247	1/4/94	7	Alabama	Yulee, Fla.	D2c-'16
40	Hilliard, Dontrell	RB	5-11	202	2/26/95	5	Tulane	Baton Rouge, La.	FA-'21

WIDE RECEIVERS (5)

16	Burks, Treyton	WR	6-2	225	3/23/00	R	Arkansas	Warren, Ark.	D1-'22
19	Conley, Chris	WR	6-3	205	10/25/92	8	Georgia	Dallas, Georgia	FA-'22
8	Hollister, Cody	WR	6-4	220	11/18/93	3	Arkansas	Bend, Ore.	FA-'19
15	Westbrook-Ikhine, Nick	WR	6-2	211	3/21/97	3	Indiana	Lake Mary, Fla.	FA-'20
2	Woods, Robert	WR	6-0	195	4/10/92	10	Southern California	Gardena, Calif.	T (LAR)-'22

TIGHT ENDS (4)

81	Hooper, Austin	TE	6-4	254	10/29/94	7	Stanford	San Mateo, Calif.	FA-'22
85	Okonkwo, Chig	TE	6-3	238	9/8/99	R	Maryland	Powder Springs, Ga.	D4b-'22
86	Rader, Kevin	TE	6-4	250	4/26/95	2	Youngstown State	Pittsburgh, Pa.	FA-'22
87	Swaim, Geoff	TE	6-4	260	9/16/93	8	Texas	Chico, Calif.	FA-'20

CENTERS (2)

60	Jones, Ben	C	6-3	308	7/2/89	11	Georgia	Brent, Ala.	UFA (HOU)-'16
62	Levin, Corey	C/G	6-4	307	8/12/94	4	Chattanooga	Dacula, Ga.	FA-'21

GUARDS (4)

55	Brewer, Aaron	G/C	6-1	295	10/28/97	3	Texas State	Dallas, Texas	FA-'20
64	Davis, Nate	G	6-3	316	9/23/96	4	Charlotte	Ashburn, Va.	D3-'19
75	Radunz, Dillon	OL	6-6	301	3/28/98	2	North Dakota State	Becker, Minn.	D2-'21
70	Roos, Jordan	G	6-3	302	7/6/93	3	Purdue	Celina, Texas	FA-'21

TACKLES (3)

61	Clark, Le'Raven	T	6-5	319	4/22/93	7	Texas Tech	Bryan, Texas	FA-'22
71	Daley, Dennis	OL	6-6	326	8/7/96	4	South Carolina	Columbia, S.C.	T (CAR)-'22
78	Petit-Frere, Nicholas	OL	6-5	316	9/15/99	R	Ohio State	Tampa, Fla.	D3a-'22

LONG SNAPPER (1)

46	Cox, Morgan	LS	6-4	233	4/26/86	13	Tennessee	Collierville, Tenn.	UFA (BAL)-'21
----	-------------	----	-----	-----	---------	----	-----------	---------------------	---------------

PLACEKICKERS (1)

14	Bullock, Randy	K	5-9	210	12/16/89	11	Texas A&M	Klein, Texas	FA-'21
----	----------------	---	-----	-----	----------	----	-----------	--------------	--------

As of Nov. 13, 2022

TENNESSEE TITANS POSITIONAL ROSTER - DEFENSE

DEFENSIVE LINEMEN (8)

96	Autry, Denico	DL	6-5	285	7/15/90	9	Mississippi State	Albemarle, N.C.	UFA (IND)-'21
94	Edwards Jr., Mario	DE	6-3	280	1/25/94	8	Florida State	Denton, Texas	FA-'22
90	Jones, Naquan	DT	6-3	313	2/5/98	2	Michigan State	Evanston, Ill.	FA-'21
59	Okuyinonu, Sam	DE	6-1	269	5/1/98	R	Maryland	Lowell, Mass.	FA-'22
98	Simmons, Jeffery	DL	6-4	305	7/28/97	4	Mississippi State	Macon, Miss.	D1-'19
97	Strong, Kevin	DE	6-4	295	8/5/96	4	Texas-San Antonio	Cleveland, Texas	FA-'21
93	Tart, Teair	DT	6-2	304	2/28/97	3	Florida International	Philadelphia, Pa.	FA-'20
95	Walker, DeMarcus	DL	6-4	280	9/30/94	6	Florida State	Jacksonville, Fla.	FA-'22

LINEBACKERS (6)

53	Cole, Dylan	LB	6-0	237	5/19/94	6	Missouri State	Springfield, Mo.	FA-'21
48	Dupree, Bud	OLB	6-4	269	2/12/93	8	Kentucky	Irwinton, Ga.	UFA (PIT)-'21
42	Jones, Joe	LB	6-0	240	2/21/94	6	Northwestern	Plano, Ill.	FA-'21
51	Long Jr., David	LB	5-11	227	10/12/96	4	West Virginia	Cincinnati, Ohio	D6-'19
56	Rice, Monty	LB	6-0	233	1/8/99	2	Georgia	Huntsville, Ala.	D3a-'21
99	Weaver, Rashad	OLB	6-4	259	11/10/97	2	Pittsburgh	Fort Lauderdale, Fla.	D4b-'21

CORNERBACKS (6)

30	Avery, Tre	CB	5-11	181	2/26/97	R	Rutgers	Baltimore, Md.	FA-'22
3	Farley, Caleb	CB	6-2	197	11/2/98	2	Virginia Tech	Maiden, N.C.	D1-'21
26	Fulton, Kristian	CB	5-11	197	9/3/98	3	Louisiana State	New Orleans, La.	D2-'20
21	McCreary, Roger	CB	5-11	190	2/10/00	R	Auburn	Mobile, Ala.	D2-'22
39	Mitchell, Terrance	CB	5-11	191	5/17/92	9	Oregon	Sacramento, Calif.	FA-'22
24	Molden, Elijah	CB	5-10	192	1/30/99	2	Washington	West Linn, Ore.	D3b-'21

SAFETIES (6)

47	Adams, Andrew	DB	5-11	202	8/28/93	7	Connecticut	Fayetteville, Ga.	FA-'22
31	Byard, Kevin	S	5-11	212	8/17/93	7	Middle Tennessee State	Lithonia, Ga.	D3-'16
37	Hooker, Amani	S	5-11	210	6/14/98	4	Iowa	Minneapolis, Minn.	D4-'19
20	Johnson Jr., Lonnie	DB	6-2	213	11/4/95	4	Kentucky	Gary, Ind.	W (KC)-'22
28	Kalu, Joshua	DB	6-0	203	8/28/95	4	Nebraska	Houston, Texas	FA-'22

PUNTERS (1)

4	Stonehouse, Ryan	P	5-10	193	5/11/99	R	Colorado State	La Verne, Calif.	FA-'22
---	------------------	---	------	-----	---------	---	----------------	------------------	--------

As of Nov. 13, 2022

TENNESSEE TITANS ALPHABETICAL ROSTER

NO.	NAME	POS.	HT.	WT.	BIRTHDATE	EXP.	COLLEGE	HOMETOWN	ACQUIRED
47	Adams, Andrew	DB	5-11	202	8/28/93	7	Connecticut	Fayetteville, Ga.	FA-'22
96	Autry, Denico	DL	6-5	285	7/15/90	9	Mississippi State	Albemarle, N.C.	UFA (IND)-'21
30	Avery, Tre	CB	5-11	181	2/26/97	R	Rutgers	Baltimore, Md.	FA-'22
55	Brewer, Aaron	G/C	6-1	295	10/28/97	3	Texas State	Dallas, Texas	FA-'20
14	Bullock, Randy	K	5-9	210	12/16/89	11	Texas A&M	Klein, Texas	FA-'21
16	Burks, Treyton	WR	6-2	225	3/23/00	R	Arkansas	Warren, Ark.	D1-'22
31	Byard, Kevin	S	5-11	212	8/17/93	7	Middle Tennessee State	Lithonia, Ga.	D3-'16
44	Carter, Tory	FB	6-0	229	3/16/99	2	Louisiana State	Valdosta, Ga.	FA-'21
61	Clark, Le'Raven	T	6-5	319	4/22/93	7	Texas Tech	Bryan, Texas	FA-'22
53	Cole, Dylan	LB	6-0	237	5/19/94	6	Missouri State	Springfield, Mo.	FA-'21
19	Conley, Chris	WR	6-3	205	10/25/92	8	Georgia	Dallas, Georgia	FA-'22
46	Cox, Morgan	LS	6-4	233	4/26/86	13	Tennessee	Collierville, Tenn.	UFA (BAL)-'21
71	Daley, Dennis	OL	6-6	326	8/7/96	4	South Carolina	Columbia, S.C.	T (CAR)-'22
64	Davis, Nate	G	6-3	316	9/23/96	4	Charlotte	Ashburn, Va.	D3-'19
48	Dupree, Bud	OLB	6-4	269	2/12/93	8	Kentucky	Irvington, Ga.	UFA (PIT)-'21
94	Edwards Jr., Mario	DE	6-3	280	1/25/94	8	Florida State	Denton, Texas	FA-'22
3	Farley, Caleb	CB	6-2	197	11/2/98	2	Virginia Tech	Maiden, N.C.	D1-'21
26	Fulton, Kristian	CB	5-11	197	9/3/98	3	Louisiana State	New Orleans, La.	D2-'20
25	Haskins, Hassan	RB	6-2	228	11/26/99	R	Michigan	St. Louis, Mo.	D4a-'22
22	Henry, Derrick	RB	6-3	247	1/4/94	7	Alabama	Yulee, Fla.	D2c-'16
40	Hilliard, Dontrell	RB	5-11	202	2/26/95	5	Tulane	Baton Rouge, La.	FA-'21
8	Hollister, Cody	WR	6-4	220	11/18/93	3	Arkansas	Bend, Ore.	FA-'19
37	Hooker, Amani	S	5-11	210	6/14/98	4	Iowa	Minneapolis, Minn.	D4-'19
81	Hooper, Austin	TE	6-4	254	10/29/94	7	Stanford	San Mateo, Calif.	FA-'22
20	Johnson Jr., Lonnie	DB	6-2	213	11/4/95	4	Kentucky	Gary, Ind.	W (KC)-'22
60	Jones, Ben	C	6-3	308	7/2/89	11	Georgia	Brent, Ala.	UFA (HOU)-'16
42	Jones, Joe	LB	6-0	240	2/21/94	6	Northwestern	Plano, Ill.	FA-'21
90	Jones, Naquan	DT	6-3	313	2/5/98	2	Michigan State	Evanston, Ill.	FA-'21
28	Kalu, Joshua	DB	6-0	203	8/28/95	4	Nebraska	Houston, Texas	FA-'22
62	Levin, Corey	C/G	6-4	307	8/12/94	4	Chattanooga	Dacula, Ga.	FA-'21
51	Long Jr., David	LB	5-11	227	10/12/96	4	West Virginia	Cincinnati, Ohio	D6-'19
21	McCreary, Roger	CB	5-11	190	2/10/00	R	Auburn	Mobile, Ala.	D2-'22
39	Mitchell, Terrance	CB	5-11	191	5/17/92	9	Oregon	Sacramento, Calif.	FA-'22
24	Molden, Elijah	CB	5-10	192	1/30/99	2	Washington	West Linn, Ore.	D3b-'21
85	Okonkwo, Chig	TE	6-3	238	9/8/99	R	Maryland	Powder Springs, Ga.	D4b-'22
59	Okuyinonu, Sam	DE	6-1	269	5/1/98	R	Maryland	Lowell, Mass.	FA-'22
78	Petit-Frere, Nicholas	OL	6-5	316	9/15/99	R	Ohio State	Tampa, Fla.	D3a-'22
86	Rader, Kevin	TE	6-4	250	4/26/95	2	Youngstown State	Pittsburgh, Pa.	FA-'22
75	Radunz, Dillon	OL	6-6	301	3/28/98	2	North Dakota State	Becker, Minn.	D2-'21
56	Rice, Monty	LB	6-0	233	1/8/99	2	Georgia	Huntsville, Ala.	D3a-'21
70	Roos, Jordan	G	6-3	302	7/6/93	3	Purdue	Celina, Texas	FA-'21
98	Simmons, Jeffery	DT	6-4	305	7/28/97	4	Mississippi State	Macon, Miss.	D1-'19
4	Stonehouse, Ryan	P	5-10	193	5/11/99	R	Colorado State	La Verne, Calif.	FA-'22
97	Strong, Kevin	DE	6-4	295	8/5/96	4	Texas-San Antonio	Cleveland, Texas	FA-'21
87	Swaim, Geoff	TE	6-4	260	9/16/93	8	Texas	Chico, Calif.	FA-'20
17	Tannehill, Ryan	QB	6-4	217	7/27/88	11	Texas A&M	Big Spring, Texas	T (MIA)-'19
93	Tart, Teair	DT	6-2	304	2/28/97	3	Florida International	Philadelphia, Pa.	FA-'20
95	Walker, DeMarcus	DL	6-4	280	9/30/94	6	Florida State	Jacksonville, Fla.	FA-'22
99	Weaver, Rashad	OLB	6-4	259	11/10/97	2	Pittsburgh	Fort Lauderdale, Fla.	D4b-'21
15	Westbrook-Ikhine, Nick	WR	6-2	211	3/21/97	3	Indiana	Lake Mary, Fla.	FA-'20
7	Willis, Malik	QB	6-1	219	5/25/99	R	Liberty	Atlanta, Ga.	D3b-'22
2	Woods, Robert	WR	6-0	195	4/10/92	10	Southern California	Gardena, Calif.	T (LAR)-'22
PRACTICE SQUAD (16):									
84	Auclair, Antony	TE	6-6	256	5/28/93	6	Laval	Notre-Dame-des-Pins, Quebec	FA-'22
80	Board, C.J.	WR	6-1	181	12/12/93	4	Chattanooga	Clarksville, Tenn.	FA-'22
45	Brown, Kyron	CB	6-1	195	5/26/96	2	Akron	Boynton Beach, Fla.	FA-'22
23	Carter, Shyheim	DB	5-10	194	12/15/97	1	Alabama	Kentwood, La.	FA-'22
36	Chestnut, Julius	RB	5-11	228	10/26/00	R	Sacred Heart	Bowie, Md.	FA-'22
10	Fitzpatrick, Dez	WR	6-2	208	12/17/97	2	Louisville	Farmington Hills, Mich.	D4a-'21
50	Gibbens, Jack	LB	6-3	242	11/24/98	R	Minnesota	Bulverde, Texas	FA-'22
12	Kinsey, Mason	WR	5-10	202	8/29/98	1	Berry College	Demorest, Ga.	FA-'21
91	Murchison, Larrell	DL	6-2	297	4/24/97	3	North Carolina State	Elizabethtown, N.C.	D5-'20
67	Newman, Xavier	C/G	6-2	297	8/4/99	R	Baylor	Desoto, Texas	FA-'22
72	Peevy, Jayden	DE	6-5	308	9/3/99	R	Texas A&M	Bellaire, Texas	FA-'22
57	Ray, Wyatt	OLB	6-3	255	10/24/96	3	Boston College	Boca Raton, Fla.	FA-'22
76	Rupcich, Andrew	T	6-6	318	4/1/99	R	Culver-Stockton	Wonder Lake, Ill.	FA-'22
52	Schobert, Joe	LB	6-1	245	11/6/93	7	Wisconsin	Waukesha, Wisc.	FA-'22
69	Smith, Eric	T	6-4	308	9/2/95	2	Virginia	Decatur, Ga.	FA-'22
5	Woodside, Logan	QB	6-1	213	1/27/95	3	Toledo	Frankfort, Ky.	FA-'19
NFL INTERNATIONAL ALLOCATION (1):									
49	Odukoya, Thomas	TE	6-6	253	5/5/97	R	Eastern Michigan	Almere, Netherlands	FA-'22
RESERVE/INJURED (13):									
92	Adeniyi, Ola * (10/17)	OLB	6-1	248	9/12/97	5	Toledo	Fort Bend County, Texas	FA-'21
45	Campbell, Chance * (9/9)	LB	6-2	232	10/8/99	R	Mississippi	Ellicott City, Md.	D6b-'22
23	Cannon, Trenton * (9/21)	RB	5-11	185	7/23/94	5	Virginia State	Hampton, Va.	UFA (SF)-'21
41	Cunningham, Zach * (11/12)	LB	6-3	238	12/12/94	6	Vanderbilt	Pinson, Ala.	W (HOU)-'21
	Hand, Da'Shawn * (9/13)	DE	6-3	297	11/14/95	5	Alabama	Woodbridge, Va.	FA-'21
35	Jackson, Chris * (9/21)	DB	5-10	193	4/13/98	3	Marshall	Tallahassee, Fla.	D7b-'20
73	Jones, Jamarco * (9/22)	OL	6-4	293	6/4/96	5	Ohio State	Chicago, Ill.	UFA (SEA)-'21
58	Landry III, Harold * (9/2)	OLB	6-2	252	6/5/96	5	Boston College	Spring Lake, N.C.	D2-'18
77	Lewan, Taylor * (9/24)	T	6-7	309	7/22/91	9	Michigan	Cave Creek, Ariz.	D1-'14
13	McMath, Racey * (8/31)	WR	6-3	217	6/14/99	2	Louisiana State	New Orleans, La.	D6a-'21
33	Moore Jr., A.J. * (9/13)	S	5-11	200	12/15/95	5	Mississippi	Bassfield, Miss.	UFA (HOU)-'22
18	Phillips, Kyle * (10/25)	WR	5-11	189	6/17/99	R	UCLA	San Marcos, Calif.	D5-'22
29	Thompson, Josh * (11/12)	DB	6-0	194	10/20/98	R	Texas	Nacogdoches, Texas	FA-'22
RESERVE/PHYSICALLY UNABLE TO PERFORM (1):									
11	Shudak, Caleb	K	5-7	177	11/19/97	R	Iowa	Council Bluffs, Iowa	FA-'22

Active Roster Count: 52

As of Nov. 13, 2022

* - Eligible to Return From Reserve/Injured; () - date placed on IR

HEAD COACH: MIKE VRABEL

ASSISTANT COACHES: SHANE BOWEN (defensive coordinator), TODD DOWNING (offensive coordinator), CRAIG AUKERMAN (special teams), BRIAN BELL (sports performance coordinator), CHASE BLACKBURN (assistant special teams), SCOTT BOOKER (safeties), KYLAN BUTLER (offensive assistant), KEITH CARTER (offensive line), RYAN CROW (outside linebackers), TONY DEWS (running backs), ERIK FRAZIER (offensive skill assistant), JASON HOUGHTALING (offensive line assistant), TIM KELLY (passing game coordinator), BOBBY KING (inside linebackers), ZAK KUHR (inside linebackers assistant), CLINTON MCMILLAN (defensive line assistant), ANTHONY MIDGET (secondary), ROB MOORE (wide receivers), PAT O'HARA (quarterbacks), FRANK PIRAINO (director of sports performance), TYLER ROUSE (sports performance assistant), JIM SCHWARTZ (senior defensive assistant), LUKE STECKEL (tight ends), JOHN STREICHER (coordinator of football development), MIKE SULLIVAN (assistant offensive line), TERRELL WILLIAMS (defensive line)

GAME PREVIEW

TEAM NOTES

PLAYER NOTES

MEDIA

STATISTICS

ROSTERS

TENNESSEE TITANS NUMERICAL ROSTER

NO.	NAME	POS.	HT.	WT.	AGE	EXP.	COLLEGE	HOMETOWN	ACQUIRED
2	Robert Woods	WR	6-0	195	30	10	Southern California	Gardena, Calif.	T (LAR)-22
3	Caleb Farley	CB	6-2	197	24	2	Virginia Tech	Maiden, N.C.	D1-'21
4	Ryan Stonehouse	P	5-10	193	23	R	Colorado State	La Verne, Calif.	FA-'22
7	Malik Willis	QB	6-1	219	23	R	Liberty	Atlanta, Ga.	D3b-'22
8	Cody Hollister	WR	6-4	220	28	3	Arkansas	Bend, Ore.	FA-'19
14	Randy Bullock	K	5-9	210	32	11	Texas A&M	Klein, Texas	FA-'21
15	Nick Westbrook-Ikhine	WR	6-2	211	25	3	Indiana	Lake Mary, Fla.	FA-'20
16	Treyton Burks	WR	6-2	225	22	R	Arkansas	Warren, Ark.	D1-'22
17	Ryan Tannehill	QB	6-4	217	34	11	Texas A&M	Big Spring, Texas	T (MIA)-19
19	Chris Conley	WR	6-3	205	30	8	Georgia	Dallas, Georgia	FA-'22
20	Lonnie Johnson Jr.	DB	6-2	213	27	4	Kentucky	Gary, Ind.	W (KC)-22
21	Roger McCreary	CB	5-11	190	22	R	Auburn	Mobile, Ala.	D2-'22
22	Derrick Henry	RB	6-3	247	28	7	Alabama	Yulee, Fla.	D2c-'16
24	Elijah Molden	CB	5-10	192	23	2	Washington	West Linn, Ore.	D3b-'21
25	Hassan Haskins	RB	6-2	228	22	R	Michigan	St. Louis, Mo.	D4a-'22
26	Kristian Fulton	CB	5-11	197	24	3	Louisiana State	New Orleans, La.	D2-'20
28	Joshua Kalu	DB	6-0	203	27	4	Nebraska	Houston, Texas	FA-'22
30	Tre Avery	CB	5-11	181	25	R	Rutgers	Baltimore, Md.	FA-'22
31	Kevin Byard	S	5-11	212	29	7	Middle Tennessee State	Lithonia, Ga.	D3-'16
37	Amani Hooker	S	5-11	210	24	4	Iowa	Minneapolis, Minn.	D4-'19
39	Terrance Mitchell	CB	5-11	191	30	9	Oregon	Sacramento, Calif.	FA-'22
40	Dontrell Hilliard	RB	5-11	202	27	5	Tulane	Baton Rouge, La.	FA-'21
42	Joe Jones	LB	6-0	240	28	6	Northwestern	Plano, Ill.	FA-'21
44	Tory Carter	FB	6-0	229	23	2	Louisiana State	Valdosta, Ga.	FA-'21
46	Morgan Cox	LS	6-4	233	36	13	Tennessee	Collierville, Tenn.	UFA (BAL)-21
47	Andrew Adams	DB	5-11	202	29	7	Connecticut	Fayetteville, Ga.	FA-'22
48	Bud Dupree	OLB	6-4	269	29	8	Kentucky	Irwin, Ga.	UFA (PIT)-21
51	David Long Jr.	LB	5-11	227	26	4	West Virginia	Cincinnati, Ohio	D6-'19
53	Dylan Cole	LB	6-0	237	28	6	Missouri State	Springfield, Mo.	FA-'21
55	Aaron Brewer	G/C	6-1	295	25	3	Texas State	Dallas, Texas	FA-'20
56	Monty Rice	LB	6-0	233	23	2	Georgia	Huntsville, Ala.	D3a-'21
59	Sam Okuayinonu	DE	6-1	269	24	R	Maryland	Lowell, Mass.	FA-'22
60	Ben Jones	C	6-3	308	33	11	Georgia	Brent, Ala.	UFA (HOU)-16
61	Le'Raven Clark	T	6-5	319	29	7	Texas Tech	Bryan, Texas	FA-'22
62	Corey Levin	C/G	6-4	307	28	4	Chattanooga	Dacula, Ga.	FA-'21
64	Nate Davis	G	6-3	316	26	4	Charlotte	Ashburn, Va.	D3-'19
70	Jordan Roos	G	6-3	302	29	3	Purdue	Celina, Texas	FA-'21
71	Dennis Daley	OL	6-6	326	26	4	South Carolina	Columbia, S.C.	T (CAR)-22
75	Dillon Radunz	OL	6-6	301	24	2	North Dakota State	Becker, Minn.	D2-'21
78	Nicholas Petit-Frere	OL	6-5	316	23	R	Ohio State	Tampa, Fla.	D3a-'22
81	Austin Hooper	TE	6-4	254	28	7	Stanford	San Mateo, Calif.	FA-'22
85	Chig Okonkwo	TE	6-3	238	23	R	Maryland	Powder Springs, Ga.	D4b-'22
86	Kevin Rader	TE	6-4	250	27	2	Youngstown State	Pittsburgh, Pa.	FA-'22
87	Geoff Swaim	TE	6-4	260	29	8	Texas	Chico, Calif.	FA-'20
90	Naquan Jones	DT	6-3	313	24	2	Michigan State	Evanston, Ill.	FA-'21
93	Teair Tart	DT	6-2	304	25	3	Florida International	Philadelphia, Pa.	FA-'20
94	Mario Edwards Jr.	DE	6-3	280	28	8	Florida State	Denton, Texas	FA-'22
95	DeMarcus Walker	DL	6-4	280	28	6	Florida State	Jacksonville, Fla.	FA-'22
96	Denico Autry	DL	6-5	285	32	9	Mississippi State	Albemarle, N.C.	UFA (IND)-21
97	Kevin Strong	DE	6-4	295	26	4	Texas-San Antonio	Cleveland, Texas	FA-'21
98	Jeffery Simmons	DT	6-4	305	25	4	Mississippi State	Macon, Miss.	D1-'19
99	Rashad Weaver	OLB	6-4	259	25	2	Pittsburgh	Fort Lauderdale, Fla.	D4b-'21
PRACTICE SQUAD (16):									
5	Logan Woodside	QB	6-1	213	27	3	Toledo	Frankfort, Ky.	FA-'19
10	Dez Fitzpatrick	WR	6-2	208	24	2	Louisville	Farmington Hills, Mich.	D4a-'21
12	Mason Kinsey	WR	5-10	202	24	1	Berry College	Demorest, Ga.	FA-'21
23	Shyheim Carter	DB	5-10	194	24	1	Alabama	Kentwood, La.	FA-'22
36	J Julius Chestnut	RB	5-11	228	22	R	Sacred Heart	Bowie, Md.	FA-'22
45	Kyron Brown	CB	6-1	195	26	2	Akron	Boynton Beach, Fla.	FA-'22
50	Jack Gibbins	LB	6-3	242	23	R	Minnesota	Bulverde, Texas	FA-'22
52	Joe Schobert	LB	6-1	245	29	7	Wisconsin	Waukesha, Wisc.	FA-'22
57	Wyatt Ray	OLB	6-3	255	26	3	Boston College	Boca Raton, Fla.	FA-'22
67	Xavier Newman	C/G	6-2	297	23	R	Baylor	Desoto, Texas	FA-'22
69	Eric Smith	T	6-4	308	27	2	Virginia	Decatur, Ga.	FA-'22
72	Jayden Peevy	DE	6-5	308	23	R	Texas A&M	Bellaire, Texas	FA-'22
76	Andrew Ruppich	T	6-6	318	23	R	Culver-Stockton	Wonder Lake, Ill.	FA-'22
80	C.J. Board	WR	6-1	181	28	4	Chattanooga	Clarksville, Tenn.	FA-'22
84	Antony Auclair	TE	6-6	256	29	6	Laval	Notre-Dame-des-Pins, Quebec	FA-'22
91	Larrell Murchison	DL	6-2	297	25	3	North Carolina State	Elizabethtown, N.C.	D5-'20
NFL INTERNATIONAL ALLOCATION (1):									
49	Thomas Odukoya	TE	6-6	253	25	R	Eastern Michigan	Almere, Netherlands	FA-'22
RESERVE/INJURED (13):									
13	Racey McMath * (8/31)	WR	6-3	217	23	2	Louisiana State	New Orleans, La.	D6a-'21
18	Kyle Phillips * (10/25)	WR	5-11	189	23	R	UCLA	San Marcos, Calif.	D5-'22
23	Trenton Cannon * (9/21)	RB	5-11	185	28	5	Virginia State	Hampton, Va.	UFA (SF)-21
29	Josh Thompson * (11/12)	DB	6-0	194	24	R	Texas	Nacogdoches, Texas	FA-'22
33	A.J. Moore Jr. * (9/13)	S	5-11	200	26	5	Mississippi	Bassfield, Miss.	UFA (HOU)-22
35	Chris Jackson * (9/21)	DB	5-10	193	24	3	Marshall	Tallahassee, Fla.	D7b-'20
41	Zach Cunningham * (11/12)	LB	6-3	238	27	6	Vanderbilt	Pinson, Ala.	W (HOU)-21
45	Chance Campbell * (9/9)	LB	6-2	232	23	R	Mississippi	Ellicott City, Md.	D6b-'22
58	Harold Landry III * (9/2)	OLB	6-2	252	26	5	Boston College	Spring Lake, N.C.	D2-'18
73	Jamarco Jones * (9/22)	OL	6-4	293	26	5	Ohio State	Chicago, Ill.	UFA (SEA)-21
77	Taylor Lewan * (9/24)	T	6-7	309	31	9	Michigan	Cave Creek, Ariz.	D1-'14
92	Ola Adeniyi * (10/17)	OLB	6-1	248	25	5	Toledo	Fort Bend County, Texas	FA-'21
	Da'Shawn Hand * (9/13)	DE	6-3	297	26	5	Alabama	Woodbridge, Va.	FA-'21
RESERVE/PHYSICALLY UNABLE TO PERFORM (1):									
11	Caleb Shudak	K	5-7	177	24	R	Iowa	Council Bluffs, Iowa	FA-'22

Active Roster Count: 52 As of Nov. 13, 2022 * - Eligible to Return From Reserve/Injured; () - date placed on IR

HEAD COACH: MIKE VRABEL

ASSISTANT COACHES: SHANE BOWEN (defensive coordinator), TODD DOWNING (offensive coordinator), CRAIG AUKERMAN (special teams), BRIAN BELL (sports performance coordinator), CHASE BLACKBURN (assistant special teams), SCOTT BOOKER (salties), KYLAN BUTLER (offensive assistant), KEITH CARTER (offensive line), RYAN CROW (outside linebackers), TONY DEWS (running backs), ERIK FRAZIER (offensive skill assistant), JASON HOUGHTALING (offensive line assistant), TIM KELLY (passing game coordinator), BOBBY KING (inside linebackers), ZAK KUHR (inside linebackers assistant), CLINTON McMILLAN (defensive line assistant), ANTHONY MIDGET (secondary), ROB MOORE (wide receivers), PAT O'HARA (quarterbacks), FRANK PIRAINO (director of sports performance), TYLER ROUSE (sports performance assistant), JIM SCHWARTZ (senior defensive assistant), LUKE STECKEL (tight ends), JOHN STREICHER (coordinator of football development), MIKE SULLIVAN (assistant offensive line), TERRELL WILLIAMS (defensive line)

HOW ACQUIRED KEY: FA (free agent), UFA (unrestricted free agent), RFA (restricted free agent), D (draft pick), W (waivers), T (trade)

GAME PREVIEW

TEAM NOTES

PLAYER NOTES

MEDIA

STATISTICS

ROSTERS



TENNESSEE TITANS

**MIKE VRABEL
TRANSCRIPT**

HEAD COACH MIKE VRABEL PRESS CONFERENCE TRANSCRIPT
Monday, October 10, 2022

(on if having a Bye Week this early is beneficial due to the health of the roster)

You could always find an argument for the Bye whenever it is or find an argument against it. You could find a million different things of whatever it is. This is when it falls. We will use the time to the best of our advantage and try to get guys back healthy, give some guys some rest that have played a lot of football for us and we will see if we can find ways to improve.

(on if heading into the Bye Week with a win helps isolate which areas of improvement need focus)

We are always going to be looking for ways to improve or the things that we can do to help our players and help our team win. Whether that is taking care of the football, protecting the quarterback, tackling or X-plays. Everything that we can potentially work on, we will try to focus on and see if we can get it done. You don't have a whole lot of time. We pick up practice on Wednesday and we will pick that up on Monday coming back. This isn't going to be a week that we are going to be able to scrimmage.

(on how important quarterback Ryan Tannehill's durability has been given the injuries around him this year and last year)

His toughness is appreciated. I appreciate it. I know the football team appreciates it. To be able to stand in there, get hit, try to work through his progression, take care of the football and all those different things. The more times that the quarterback gets hit in this league, the more chance you have for error. We have to work on that. We have to improve that. It has been great that he has been able to exhibit that kind of toughness and make plays to help us win.

(on what helps improve the number of surrendered X-plays on defense)

There are only a few things that you can look at. Is it a mental error or is it just a scheme beater? Was it just a technique error, a physical error, somebody got beat, the quarterback had time or were there missed tackles? We do all that in self-scouting and go from there.

(on if he feels like it is a mix of those mentioned errors at this point)

It is always of a collective of all those things.

(on what has caused cornerback Caleb Farley's surrendered X-plays)

We have to clean up some of those things, not get beat and not give up plays over our head for anybody involved. We will keep working on it.

(on how much victories in close games build confidence given current injuries)

They fight and they compete. I love that about them. They are not afraid to play in a close game if it gets to that. We would rather it not, we have said that numerous times. They understand what the situation is, what it requires, whether that is offensively in a four-minute drill or defensively to be able to execute in the end of the game. I give a lot of credit to the coaches to be able to get some guys ready that maybe haven't been with us for a long amount of time. Ultimately, the credit goes to the players on the field that are doing it.

(on what the defense did so well on third down and how important that was)

That was a huge key, to be able to affect the quarterback. I thought we mixed some coverages. I thought it was a good mixture of man and zone. When we brought some pressure or when we dropped out of that, I thought that was a good mix. Then guys were trying to do their job to either affect the quarterback or be in the right spots in coverage.

(on how much of the game is played in red zone and if that has been an increased focus this season)

Probably 30 percent of the game is spent in the red zone or on third down. That is a large chunk of it. We have to be better offensively on third down and that is about being in third-and-manageable and eliminating third-and-long situations. Everybody's numbers there are not very good. Right now, our focus is going to be about staying on track and on schedule offensively to create some of those third-and-three, third-and-two, third-and-five situations. Then convert them. Then just trying to find ways to get down to the red zone where we have been really good.

(on if he is seeing rewards for all the time and preparation spent on red zone)

We have been pretty good. Guys understand where they are supposed to be. Ryan (Tannehill) has done a good job of distributing the football. We have run it in when we have had opportunities to as well.

(on why he dropped in the two largest plays on defense during the second down play at the goal line)

We were just trying to pack the paint and trying to give them a different look and not be in the same thing. It was probably not what they were anticipating.

(on if defensive tackle Teair Tart came close to intercepting that pass)

They were close. Not as close as David (Long Jr.) but they were close.

(on if Teair Tart is lobbying for snaps at the cornerback position)

No, he is leading the team in pass breakups though and he extended his lead. I reminded everybody of that again.

(on if Teair Tart is misleadingly athletic for his size)

He has good power, good burst and is continuing to help us impact the game, play strong against the run and try to get a push. He had a big holding call the other day. He is a very improved player for us and is probably one of our most improved players. That is a testament to Teair (Tart) and the defensive staff.

(on how offensive lineman Dillon Radunz played on Sunday)

He had some good plays. I thought we were going against a very good front with strong interior rushers and active linebackers. I thought that he went in there and played well enough for us to win.

(on linebacker David Long Jr.'s performance Sunday and how important he has been this season with the injuries to linebackers)

You can't say enough about his competitive spirit. He is not the biggest linebacker, but he plays with relentless effort and great instincts. I love being around him every day, just the type of person that he is and how hard he plays and how important it is to him. I know that this football team means a lot and he means a lot to us.

(on if they have been specifically working on practicing jumping routes with David Long Jr.)

He is an instinctive player. He sees the ball and he goes and gets it. Sometimes he is in the right place and sometimes he is not. We have to live with that. He plays very aggressive and downhill on the runs. That is how it goes sometimes, you jump it and then they throw it there. Then the other time you jump it and they throw it backside like (Carson) Wentz did yesterday. He came back and he made the right play at the end.

(on if tackle Dennis Daley lacked help yesterday and what they were trying to do with him philosophically)

I would probably disagree in that statement. We tried to protect those guys. Whether we are chipping for them, or we have got to tighten it over there. You can't chip for everybody. We are trying to do the best that we can to protect the quarterback. I thought that he settled down. I don't think that any of us offensively started out very well. We were able to get going a little bit. We were able to get into the drive, made a great play on the screen, came back and followed it up with Dontrell (Hilliard). Unfortunately, some of those runs that we hit, they called us for a penalty for whatever reason. I'm not sure what they saw but that is what they saw. It was good to see Dennis (Daley) settle down. We will have to be better collectively to help our quarterback not get hit as many times as he did.

(on how much optimism he has in injured reserve players being able to return)

I'm hopeful but we will have to see. We haven't been out in practice, and we'd love to have them all back. When we get them back, we get them back.

(on if there is a chance that players like cornerback Elijah Molden or wide receiver Racey McMath may be close to returning)

There's a chance. I don't know what percentage. They can come back, but I just don't know if they will or not.

(on what those players on injured reserve will do during the Bye Week)

Their plan is they have a responsibility to the football team that when they can't perform and do their job, that they stay here and get treatment. I don't think they are going to have much of a vacation outside of 460 Great Circle.

(on his decision making in elevating wide receiver Dez Fitzpatrick and not wide receiver Josh Gordon)

Just a decision. We gave Josh (Gordon) an opportunity a couple weeks ago. Gave Dez (Fitzpatrick) one and we will see where it goes after this Bye Week.

(on how defensive back Josh Kalu did filling in for safety Amani Hooker)

He did OK. We are just making sure that everybody is on the same page and doing a job. I thought that we had some good plays. There were a couple of plays I thought he could have made and I'm sure he thought so as well.

(on how the transition from Brett Kern to punter Ryan Stonehouse has been this season)

I thought that yesterday, we expect more. We really do. I think that some guys are covering really well. We had three tackles from a tight end. He can kick it better. I thought our kickoff coverage did what we asked them to do, which was go down there with some speed. They were excited about covering kicks, but (Ryan) Stonehouse had, up to this point, some really great kicks. I don't think yesterday was his best day admittedly. He will tell you the same thing. We've just got to get some more hang time on them and give them guys an opportunity to go down there and make plays.

(on the delay of game penalty on the final touchdown drive)

I thought Ryan (Tannehill) was snapping the ball. I turned around and told (Craig) Aukerman, 'OK, we are going to go for three or we will kick a field goal if –.' Then Ryan (Tannehill) didn't like what he saw. We just have to make sure we adjust and make sure that we are all on the same page, that Ryan (Tannehill) doesn't think I'm calling a timeout when I'm talking to the special teams coordinator about the plan.

(on how much of this week is about self-scouting)

It always is. We always try to be conscious of what we are doing well and how we can continue to do it well. Also, who can continue to help us and who should play more, who has earned the right to play more and maybe who should play less? Those are decisions that we have to make.

(on if it is beneficial for Week Seven gameplanning to have just played the Indianapolis Colts last week)

We have had a couple of these unusually quick turnaround games with division opponents. I'm sure they may have some personnel things that have changed. We will have some things will change but the core of who they are won't change, how they want to be physical, and I'm sure some plays will come up in both games that were the same. We will just have to see what it looks like when we get into the game and not be able to predict, 'Hey, this is how it is going to go.' They can then do some things differently and we may have some things that are different as well.

(on if running back Hassan Haskins may become more involved as a pass protecting running back)

Yeah, he could.

(on if defensive tackle Sam Okuayinonu translated his energy and effort from the practice field to the game)

He was close to a punt. We were close to a couple of punts. Sam (Okuayinonu) came through there on the first one line. Lonnie (Johnson Jr.) came through, I thought that was a good plan. They have a good punter. Our ability to pressure him probably forced him into some of his not best punts and we just had a few hit the ground, which, you'd like to make sure that we are going out there and catching all our punts.

(on if it is encouraging to win three in a row and still feel that your best football has yet to be played)

I hope it is still in front of us. I do. I am confident that it is. It is hard. They bust a run and it gets called back for a block in the back or whatever they called. Derrick (Henry) is close to squirting through a run and gets tripped up there by the corner, which it was still a great run, but we have seen him just break through there and really make some magic happen. Defensively, it is like just continue to do what we are doing but limit some of the X-plays if we can do that. There were a lot of three-and-outs. Been doing a great job of stopping the run lately. We had the opening week mistakes in the run game, but other than that we have really played the run pretty aggressive and pretty physical and pretty sound. Special teams looks like it is trending in the right direction. Didn't get an opportunity to have any kickoff returns or any real punt returns but I thought our coverage units were good and they are working off each other. There are a lot of things to improve.

(on if there is a danger in believing in the team's ability to push through injuries with that philosophy having led them to the No. 1 seed in 2021)

I don't think we ever think just because we did something last year or last week that we are just going to roll it out there and be able to survive. That has never been our attitude here. Every week is a huge challenge in this league and games are close, always very competitive. There are very thin margins for error of winning. We will try to do everything that we can each and every week to be prepared and then adjust to the way things are going.

(on how proud is he of the locker room and their accountability in comparison to other teams)

I try not to focus on what other teams are doing. I focus on really what we are doing. But I am extremely proud to always coach these guys. If we are going to share in the success, we are going to have to share in the times that aren't so good to help everybody through. That starts with me making sure that we are all accountable for what we are doing and that we are getting them the information that they need to survive. The culture that we talked about is making sure that no matter what comes up it doesn't waver, that your belief doesn't waver and the things that are important don't waver.

(on if there is an area of penalties he wants the team to improve in)

I was going to print the memo out. I'm not going to talk about the penalties. I don't want to get fined. I don't want to even go down that road. I want to try to coach the game and coach our players. I will let the league talk about penalties and officiating.

HEAD COACH MIKE VRABEL PRESS CONFERENCE TRANSCRIPT
Monday, October 17, 2022

(on how helpful the Bye Week was for the team)

We will see. We have had a couple of days off. Hopefully the guys feel better and healthier. We are ready to work and get something done.

(on what today's team activities will include)

It is practice. We have to get better. There is only so much time on a Bye Week that you have. The CBA says that the players have Thursday to Sunday off. We worked on Wednesday. We practiced Wednesday. We will practice today.

(on what led the team to go a different direction away from wide receiver Josh Gordon)

We gave him the opportunity and just didn't see enough there so we went with another player.

(on what he has seen from Indianapolis since the last meeting during Week Four)

A few more passes. I give them a lot of credit, they will never go away. They have scored in the last 30 seconds of all three wins, so they are never out of it. They battled back against Houston. However the game goes, whether we are up or we are down, it is going to be something that we're going to have to focus on. We have to be able to finish or have the ability to try to come back because they are going to battle and then they are not going anywhere. I give them a lot of credit.

(on why he replied all to the league message about recent officiating according to ESPN's report)

First, I would say that I wasn't contacted by anybody that put the report out. That'd be the first thing I'd say. The second thing is it only goes to head coaches and general managers so apparently there are people there that want to put things out to people for a purpose. I don't know and I have never understood that. The reply all, you guys know me, I am not hiding behind anything. We all get together and we meet, we sit in a ballroom. Apparently, you have email now and reply all is like me, or any other coach or general manager standing up, or anybody that wanted to say something in the meeting. I felt the need to say it and address it. It is important. Coaching, playing and officiating all make up our game. Players more so than anybody. We spent a lot of time on this in the offseason and the only other job that is harder than playing is officiating. Just trying to make my point or say my piece.

(on if he feels like he is getting traction in regard to officiating consistency improvements)

It doesn't matter what my traction is. I love working with the officials that are at our training camp and that come in. The conversations are amazing, situations, these guys are working and talking to our players, watching tape and going through things. It is never going to be perfect. Neither is playing. Neither is coaching. Just striving for a level of consistency each and every week that things that look like fouls are a foul, and things that don't, aren't. So that you're not seeing one thing on TV one week and seeing something different the other and say, 'Well what about -.' It is like coaching. You want to try to be as consistent, so that if one kid says, 'Well, Tyler did this and he didn't get in trouble. Well Carter -.' That is what happens. We just have to try to set a level of consistency with the players so that they can understand what they can legally do and what they can't. If it is defensive passing interference because you're not playing the ball and there is contact, great. We all understand that.

(on if there is a way he can influence that consistency with his role on the competition committee)

My role on the competition committee is just to try help with clarifications, things that we talked about in the offseason. I just try to be involved in the meetings and try to come up with ideas that are going to help us. That is it. Let's focus on the Colts.

(on he has considered moving offensive lineman Dillon Radunz to tackle)

He has had to play guard. Nate (Davis) was unavailable last game. He played guard last game for us. We think that Dillon (Radunz) has some versatility and some flexibility.

(on if there is a chance wide receiver Racey McMath returns from injured reserve this week or this season)

No chance (this week). Potentially (this season).

(on if any other player practice windows may open this week)

Not that I am aware of.

(on the balance of preparing for the Indianapolis Colts with self-scouting flaws during the Bye and this week)

It is a balance. We tried to do some self-scout stuff on Wednesday. We will do a combination of both of those things today and then work towards the Colts as we move on in the week.

(on if he anticipates having Nate Davis and safety Amani Hooker back this week)

Potentially.

(on what tight end Chig Okonkwo needs to do in order to increase his role)

It is a combination of just being able to function in his role and what we're asking him to do, block and some of the other things that we ask the tight ends to do. He has been working hard. I mentioned his ability to play on special teams. That is something with a young guy that maybe he didn't do a whole lot of it in college. He has been really good in there with the speed that he is trying to play with, play on our punt team, punt return, play on our kickoff coverage and kickoff return team. That has been good to see.

(on if tackle Dennis Daley can progress from where he has been or if all options need to be considered at left tackle)

I think we have to consider a lot of options throughout the roster.

(on how important a new stadium is for the growth of the franchise and the city)

I am just happy for our organization, happy for Miss Amy (Strunk), the entire family, the ownership group, our team, the city, as our city continues to grow and the success that this city. We want to try to be representative of that and play in an amazing facility for our fans and for the events that it is going to hold and everything else. That is amazing that we can start to move forward with it.

(on if he has been involved in conversations pertaining to facilities at the new stadium)

I have not been involved in those conversations yet. I haven't gotten the wish list.

(on his opinion on the safety factor of turf versus grass fields)

That would be something to check with the Health and Safety Commission to see what the numbers are. I don't know what the numbers are, so I am not going to speak and say, 'The percentages are this.' I am sure that they have them. I just haven't looked at them. We practice on grass. I know when we go inside we practice on turf. I know when we go to Indianapolis we play on turf. When we play at home we play on grass. So, I am sure they will look at a lot of different things.

(on how much more comfortable quarterback Matt Ryan looks in the Indianapolis Colts' offense now compared to recent weeks)

Like any other quarterback, when there is no pressure, they all look really comfortable and really good. When there is pressure, sometimes they don't look so comfortable, when guys are screaming at you, like any other quarterback.

(on the Colts' offensive line performance in Week Six)

They got the ball out quick, didn't give up any sacks. They moved some guys around and they played really well. We will have to try to affect the quarterback, like each and every week.

(on who could be rewarded with some more opportunities based on their performance in the first five weeks)

We will see how the week goes along and see how it plays out on Sunday. Those are the guys that we're trying to identify. Guys that help us win.

(on if outside linebacker Bud Dupree has a chance to play this week)

Potentially.



TENNESSEE TITANS

**GAME-BY-GAME
STATISTICS**

2022 TITANS GAME-BY-GAME OFFENSIVE STATISTICS

	Sept 11 NYG	Sept 19 @ BUF	Sept 25 LV	Oct 2 @ IND	Oct 9 @ WAS	Oct 23 IND	Oct 30 @ HOU	Nov 6 @ KC	Nov 13 DEN	2022 Totals
Points	20	7	24	24	21	19	17	17	17	166
1st Qtr	7	7	7	14	7	3	0	0	0	45
2nd Qtr	6	0	17	10	7	10	7	14	7	78
3rd Qtr	7	0	0	0	7	0	7	3	7	31
4th Qtr	0	0	0	0	0	6	3	0	3	12
Overtime	0	0	0	0	0	0	0	0	0	0
TDs (Ru-P-Ret)	0-2-0	1-0-0	2-1-0	1-2-0	2-1-0	0-0-1	2-0-0	2-0-0	0-2-0	10-8-1
PATs (M/A)	2-2	1-1	3-3	3-3	3-3	1-1	2-2	2-2	2-2	19-19
2PT Convs (M/A)	0-0	0-0	0-0	0-0	0-0	0-0	0-0	0-0	0-0	0-0
FGs (M/A)	2-3	0-0	1-1	1-1	0-0	4-4	1-2	1-1	1-1	11-13
Safeties	0	0	0	0	0	0	0	0	0	0
First Downs	19	12	19	19	15	16	16	9	14	139
Rushing	2	5	6	6	7	8	13	6	2	55
Passing	13	6	13	9	6	6	3	3	11	70
Penalty	4	1	0	4	2	2	0	0	1	14
3rd Down Conv (M/A)	3-11	4-12	5-10	5-12	4-14	5-12	4-12	1-11	6-16	37-110
3rd Down Conv Pct	27.27%	33.33%	50.00%	41.67%	28.57%	41.67%	33.33%	9.09%	37.50%	33.64%
4th Down Conv (M/A)	0-0	1-1	0-1	0-0	1-1	0-0	1-1	0-1	0-0	3-5
4th Down Conv Pct	0.00%	100.00%	0.00%	0.00%	100.00%	0.00%	100.00%	0.00%	0.00%	60.00%
Red Zone Conv (M/A)	2-3	1-1	3-3	3-3	3-3	0-2	1-2	2-2	1-2	16-21
Red Zone Conv Pct	66.67%	100.00%	100.00%	100.00%	100.00%	0.00%	50.00%	100.00%	50.00%	76.19%
Goal to Go Conv (M/A)	1-1	0-0	2-2	1-1	2-2	0-0	1-1	1-1	1-1	9-9
Goal to Go Conv Pct	100.00%	0.00%	100.00%	100.00%	100.00%	0.00%	100.00%	100.00%	100.00%	100.00%
Total Net Yards	359	187	361	243	241	254	354	229	307	2535
Total Off. Plays	60	53	55	52	62	57	58	48	60	505
Avg. Gain Per Play	6.0	3.5	6.6	4.7	3.9	4.5	6.1	4.8	5.1	5.0
Net Yards Rushing	93	80	109	127	105	138	314	172	63	1201
Total Rushing Plays	26	27	27	28	32	35	45	29	23	272
Avg. Gain Per Rush	3.6	3.0	4.0	4.5	3.3	3.9	7.0	5.9	2.7	4.4
Net Yards Passing	266	107	252	116	136	116	40	57	244	1334
Times Sacked	1	2	1	3	5	2	3	3	1	21
Yards Lost on Sacks	0	16	12	21	45	16	15	23	11	159
Gross Yards Passing	266	123	264	137	181	132	55	80	255	1493
Pass Attempts	33	24	27	21	25	20	10	16	36	212
Pass Completions	20	12	19	17	15	13	6	5	19	126
Completion Pct	60.61%	50.00%	70.37%	80.95%	60.00%	65.00%	60.00%	31.25%	52.78%	59.43%
Avg. Gain Per Pass	7.8	4.1	9.0	4.8	4.5	5.3	3.1	3.0	6.6	5.7
Interceptions	0	2	1	0	0	0	1	0	0	4
Fumbles / Fum. Lost	2-1	3-2	1-0	0-0	0-0	1-1	1-1	0-0	2-1	10-6
Penalties	7	9	7	6	8	2	6	8	9	62
PenaltyYards	50	87	85	40	69	15	35	51	60	492
Punts	6	6	3	4	8	3	5	8	8	51
Gross Punting Average	57.0	55.5	60.3	52.8	52.0	54.7	48.4	48.8	54.0	53.2
Touchbacks	0	1	1	0	0	0	1	0	2	5
Inside20	3	2	2	0	4	0	4	2	3	20
Punts Blocked	0	0	0	0	0	0	0	0	0	0
Net Punting Average	46.7	45.3	49.3	47.8	48.4	39.0	40.8	41.4	47.3	45.3
Punt Returns	4	2	1	0	1	0	4	2	4	18
Punt Return Yards	62	0	21	0	0	0	40	11	51	185
Punt Return Avg.	15.5	0.0	21.0	0.0	0.0	0.0	10.0	5.5	12.8	10.3
Fair Catches	2	1	1	1	1	1	3	2	3	15
Kickoff Returns	2	2	1	4	0	2	1	4	1	17
Kickoff Return Yards	33	40	29	105	0	45	17	72	17	358
Kickoff Return Avg.	16.5	20.0	29.0	26.3	0.0	22.5	17.0	18.0	17.0	21.1
Time of Possession	31:06	28:26	29:15	26:03	32:40	31:33	34:48	26:23	26:03	29:10
Turnover Ratio	+1	-4	0	+3	+1	+2	-1	+1	0	+3

2022 TITANS GAME-BY-GAME DEFENSIVE STATISTICS

	Sept 11 NYG	Sept 19 @ BUF	Sept 25 LV	Oct 2 @ IND	Oct 9 @ WAS	Oct 23 IND	Oct 30 @ HOU	Nov 6 @ KC	Nov 13 DEN	2022 Totals
Points	21	41	22	17	17	10	10	20	10	168
1st Qtr	0	7	3	0	3	0	0	3	0	16
2nd Qtr	0	10	7	10	7	0	3	6	10	53
3rd Qtr	13	24	3	7	7	7	0	0	0	61
4th Qtr	8	0	9	0	0	3	7	8	0	35
Overtime	0	0	0	0	0	0	0	3	0	3
TDs (Ru-P-Ret)	1-2-0	0-4-1	0-2-0	0-2-0	0-2-0	0-1-0	0-1-0	1-1-0	0-1-0	2-16-1
PATs (M/A)	1-1	5-5	1-1	2-2	2-2	1-1	1-1	0-1	1-1	14-15
2PT Convs (M/A)	1-2	0-0	0-1	0-0	0-0	0-0	0-0	1-1	0-0	2-4
FGs (M/A)	0-0	2-2	3-3	1-2	1-1	1-1	1-1	2-3	1-1	12-14
Safeties	0	0	0	0	0	0	0	0	0	0
First Downs	19	23	24	21	17	17	10	29	18	178
Rushing	11	6	7	3	4	5	4	5	5	50
Passing	7	13	14	17	11	12	5	23	10	112
Penalty	1	4	3	1	2	0	1	1	3	16
3rd Down Conv (M/A)	2-10	5-13	1-12	7-13	1-11	4-13	2-14	8-19	4-17	34-122
3rd Down Conv Pct	20.00%	38.46%	8.33%	53.85%	9.09%	30.77%	14.29%	42.11%	23.53%	27.87%
4th Down Conv (M/A)	1-1	2-3	3-3	0-0	1-2	1-1	2-2	2-2	2-3	14-17
4th Down Conv Pct	100.00%	66.67%	100.00%	0.00%	50.00%	100.00%	100.00%	100.00%	66.67%	82.35%
Red Zone Conv (M/A)	2-3	3-5	2-6	2-3	0-1	1-1	1-2	2-4	0-0	13-25
Red Zone Conv Pct	66.67%	60.00%	33.33%	66.67%	0.00%	100.00%	50.00%	50.00%	0.00%	52.00%
Goal to Go Conv (M/A)	2-2	0-0	2-2	2-3	0-1	1-1	1-1	0-1	0-0	8-11
Goal to Go Conv Pct	100.00%	0.00%	100.00%	66.67%	0.00%	100.00%	100.00%	0.00%	0.00%	72.73%
Total Net Yards	394	414	396	365	385	292	161	499	313	3219
Total Off. Plays	58	65	65	63	58	64	51	91	73	588
Avg. Gain Per Play	6.8	6.4	6.1	5.8	6.6	4.6	3.2	5.5	4.3	5.5
Net Yards Rushing	238	101	96	38	43	65	43	77	65	766
Total Rushing Plays	32	24	19	23	17	17	18	19	25	194
Avg. Gain Per Rush	7.4	4.2	5.1	1.7	2.5	3.8	2.4	4.1	2.6	3.9
Net Yards Passing	156	313	300	327	342	227	118	422	248	2453
Times Sacked	5	1	1	3	3	3	3	4	6	29
Yards Lost on Sacks	32	4	7	29	17	16	34	24	38	201
Gross Yards Passing	188	317	307	356	359	243	152	446	286	2654
Pass Attempts	21	40	45	37	38	44	30	68	42	365
Pass Completions	17	26	27	27	25	33	17	43	21	236
Completion Pct	80.95%	65.00%	60.00%	72.97%	65.79%	75.00%	56.67%	63.24%	50.00%	64.66%
Avg. Gain Per Pass	6.0	7.6	6.5	8.2	8.3	4.8	3.6	5.9	5.2	6.2
Interceptions	1	0	1	1	1	2	1	1	1	9
Fumbles / Fum. Lost	2-1	0-0	1-0	3-2	3-0	1-1	0-0	0-0	3-0	13-4
Penalties	8	8	6	7	9	4	6	10	8	66
Penalty Yards	45	49	44	50	71	28	45	69	50	451
Punts	6	3	3	2	6	5	8	6	9	48
Gross Punting Average	51.5	48.3	48.0	33.5	41.2	35.2	46.8	47.2	45.7	44.9
Touchbacks	0	0	0	0	0	1	0	1	1	3
Inside20	5	2	2	0	2	0	3	2	0	16
Punts Blocked	0	0	0	0	0	0	0	0	0	0
Net Punting Average	41.2	48.3	41.0	33.5	41.2	31.2	41.8	42.0	37.8	39.8
Punt Returns	5	4	1	2	5	3	3	5	3	31
Punt Return Yards	62	41	13	20	29	47	18	59	14	303
Punt Return Avg.	12.4	10.3	13.0	10.0	5.8	15.7	6.0	11.8	4.7	9.8
Fair Catches	1	1	1	1	0	0	1	2	1	8
Kickoff Returns	2	0	1	0	3	3	2	2	2	15
Kickoff Return Yards	41	0	23	0	46	48	39	39	18	254
Kickoff Return Avg.	20.5	0.0	23.0	0.0	15.3	16.0	19.5	19.5	9.0	16.9
Time of Possession	28:54	31:34	30:45	33:57	27:20	28:27	25:12	41:28	33:57	30:50

2022 TENNESSEE TITANS GAME-BY-GAME INDIVIDUAL LEADERS

Date	Opp	PASSING YDS.	RUSHING YDS.	RUSHING ATT.	RECEPTIONS	RECEIVING YDS.	TOTAL TACKLES	SACKS	INTERCEPTIONS
Sept 11	NYG	R. Tannehill (266)	D. Henry (82)	D. Henry (21)	K. Philips (6)	K. Philips (66)	K. Byard (12)	J. Simmons, R. Weaver (2)	A. Hooker (1)
Sept 19	@ Buf	R. Tannehill (117)	H. Haskins (37)	D. Henry (13)	T. Burks, R. Woods (4)	T. Burks (47)	R. McCreary (11)	D. Autry (1)	None
Sept 25	LV	R. Tannehill (264)	D. Henry (85)	D. Henry (20)	D. Henry (5)	R. Woods (85)	R. McCreary (10)	R. Weaver (1)	K. Byard (1)
Oct 2	@ Ind	R. Tannehill (137)	D. Henry (114)	D. Henry (22)	D. Hilliard, R. Woods (4)	C. Okonkwo (38)	D. Cole (8)	D. Autry (2)	T. Tart (1)
Oct 9	@ Was	R. Tannehill (181)	D. Henry (102)	D. Henry (28)	D. Hilliard, R. Woods (4)	N.Westbrook-Ikhine (72)	D. Long Jr. (12)	J. Simmons (1.5)	D. Long Jr. (1)
Oct 23	Ind	R. Tannehill (132)	D. Henry (128)	D. Henry (30)	D. Henry, R. Woods, A. Hooper (3)	A. Hooper (56)	A. Adams, A. Hooker (10)	D. Autry, B. Dupree, J. Simmons (1)	A. Adams, D. Long Jr. (1)
Oct 30	@ Hou	M. Willis (55)	D. Henry (219)	D. Henry (32)	R. Woods (2)	R. Woods (26)	D. Long Jr. (8)	B. Dupree, D. Walker, J. Simmons (1)	K. Fulton (1)
Nov 6	@ KC	M. Willis (80)	D. Henry (115)	D. Henry (17)	A. Hooper (2)	C. Okonkwo (48)	K. Byard (12)	D. Autry (2)	R. McCreary (1)
Nov 13	Den	R. Tannehill (255)	D. Henry (53)	D. Henry (19)	N.Westbrook-Ikhine (5)	N.Westbrook-Ikhine (119)	D. Long Jr., T. Mitchell (8)	D. Walker, R. Weaver (1.5)	T. Mitchell (1)

2022 OPPONENTS GAME-BY-GAME INDIVIDUAL LEADERS

Date	Opp	PASSING YDS.	RUSHING YDS.	RUSHING ATT.	RECEPTIONS	RECEIVING YDS.	TOTAL TACKLES	SACKS	INTERCEPTIONS
Sept 11	NYG	D. Jones (188)	S. Barkley (164)	S. Barkley (18)	S. Barkley (6)	S. Shepard (71)	T. Crowder (7)	T. Fox (1)	None
Sept 19	@ Buf	J. Allen (317)	J. Cook (53)	J. Cook (11)	S. Diggs (12)	S. Diggs (148)	T. Johnson (4)	G. Rousseau, T. Edmunds (2)	J. Poyer, M. Milano (1)
Sept 25	LV	D. Carr (303)	J. Jacobs (66)	J. Jacobs (13)	M. Hollins (8)	M. Hollins (158)	M. Crosby (9)	M. Crosby (1)	D/ Harmon (1)
Oct 2	@ Ind	M. Ryan (356)	J. Taylor (42)	J. Taylor (20)	M. Allie-Cox (6)	M. Allie-Cox (85)	Z. Franklin (15)	D.Odeyingbo, G. Stewart, K. Paye (1)	None
Oct 9	@ Was	C. Wentz (359)	B. Robinson (22)	B. Robinson (9)	C. Samuel (6)	D. Brown (105)	C. Holcomb (16)	M. Sweat (2)	None
Oct 23	Ind	M. Ryan (243)	J. Taylor (58)	J. Taylor (10)	P. Campbell (10)	P. Campbell (10)	G. Stewart (12)	Y. Ngakoue, K. Moore (1)	None
Oct 30	@ Hou	D. Mills (152)	D. Pierce (35)	D. Pierce (15)	B. Cooks (4)	B. Cooks (73)	C. Harris (7)	R. Lopez, J. Hughes, J. Johnson (1)	S. Nelson (1)
Nov 6	@ KC	P. Mahomes (446)	P. Mahomes (63)	P. Mahomes (6)	J. Smith-Schuster, T. Kelce (10)	T. Kelce (106)	K. Saunders (6)	C. Dunlap (1.5)	None
Nov 13	Den	R. Wilson (286)	L. Murray, M. Gordon (24)	L. Murray (9)	C. Sutton (6)	C. Sutton (66)	J. Jewell (9)	J. Martin (1)	None

2022 TENNESSEE TITANS GAME-BY-GAME STARTERS

BOLD denotes rookie

OFFENSE

Date	Opp	WR/TE	LT	LG	C	RG	RT	TE	FB/WR/RB/TE	QB	WR	RB
Sept 11	NYG	N.Westbrook-Ikhine	T.Lewan	A.Brewer	B.Jones	N.Davis	N.Petit-Frere	G.Swaim	T.Carter	R.Tannehill	R.Woods	D.Henry
Sept 19	@ Buf	N.Westbrook-Ikhine	T.Lewan	A.Brewer	B.Jones	N.Davis	N.Petit-Frere	G.Swaim	T. Burks (WR)	R.Tannehill	R.Woods	D.Henry
Sept 25	LV	N.Westbrook-Ikhine	D. Daley	A.Brewer	B.Jones	N.Davis	N.Petit-Frere	G.Swaim	T.Carter	R.Tannehill	R.Woods	D.Henry
Oct 2	@ Ind	C. Okonkwo (TE)	D. Daley	A.Brewer	B.Jones	N.Davis	N.Petit-Frere	G.Swaim	T.Carter	R.Tannehill	T. Burks	D.Henry
Oct 9	@ Was	N.Westbrook-Ikhine	D. Daley	A.Brewer	B.Jones	D. Radunz	N.Petit-Frere	G.Swaim	C. Hollister (WR)	R.Tannehill	R. Woods	D.Henry
Oct 23	Ind	N.Westbrook-Ikhine	D. Daley	A.Brewer	B.Jones	D. Radunz	N.Petit-Frere	C. Okonkwo	D. Hilliard (RB)	R.Tannehill	R. Woods	D.Henry
Oct 30	@ Hou	N.Westbrook-Ikhine	D. Daley	A.Brewer	B.Jones	N.Davis	N.Petit-Frere	G.Swaim	C. Hollister (WR)	M. Willis	R. Woods	D.Henry
Nov 6	@ KC	A. Hooper (TE)	D. Daley	A.Brewer	B.Jones	N.Davis	N.Petit-Frere	G.Swaim	C. Okonkwo (TE)	M. Willis	C. Hollister	D.Henry
Nov 13	Den	N.Westbrook-Ikhine	D. Daley	A.Brewer	B.Jones	N.Davis	N.Petit-Frere	G.Swaim	C. Okonkwo (TE)	R.Tannehill	R. Woods	D.Henry

BOLD denotes rookie

DEFENSE

Date	Opp	DE/OLB	NT	DT/DE	OLB	ILB	ILB	CB/ OLB	CB	CB/DB/S	S/DB/CB	S
Sept 11	NYG	D.Walker	T. Tart	J.Simmons	B.Dupree	Z.Cunningham	D.Long	O.Adeniy (OLB)	R.McCreary	K.Fulton	A.Hooker	K.Byard
Sept 19	@ Buf	D.Walker	T. Tart	J.Simmons	B.Dupree	Z.Cunningham	D.Long	T. Avery	R.McCreary	C. Farley	A.Hooker	K.Byard
Sept 25	LV	D.Walker	T. Tart	J.Simmons	R. Weaver	Z.Cunningham	D.Long	D. Tuszka (OLB)	R.McCreary	K.Fulton	A.Hooker	K.Byard
Oct 2	@ Ind	D. Autry	T. Tart	J.Simmons	B.Dupree	D. Cole	D.Long	K.Fulton	R.McCreary	T. Mitchell (DB)	A. Adams (DB)	K.Byard
Oct 9	@ Was	D. Autry	T. Tart	J.Simmons	R. Weaver	D. Cole	D.Long	K.Fulton	R.McCreary	T. Mitchell (DB)	J. Kalu (DB)	K.Byard
Oct 23	Ind	D. Autry	T. Tart	J.Simmons	B.Dupree	D. Cole	D.Long	K.Fulton	R.McCreary	A. Adams (DB)	A.Hooker	K.Byard
Oct 30	@ Hou	D.Walker	T. Tart	J.Simmons	B.Dupree	D. Cole	D.Long	Z.Cunningham (OLB)	R.McCreary	K.Fulton	A.Hooker	K.Byard
Nov 6	@ KC	D. Autry (OLB)	T. Tart	J.Simmons	B.Dupree	Z.Cunningham	D.Long	K.Fulton	R.McCreary	A. Adams (DB)	J. Kalu (DB)	K.Byard
Nov 13	Den	M. Edwards Jr.	T. Tart	K. Strong (DE)	D. Autry	M. Rice	D.Long	T. Mitchell	R.McCreary	A. Adams (S)	E. Molden (CB)	K.Byard

2022 TENNESSEE TITANS INDIVIDUAL GAME-BY-GAME PASSING STATISTICS

RYAN TANNEHILL (QB)

Date	Opp	W-L	GP / GS	PASSING												
				Att	Cmp	Pct	Yds	Yd/Att	TD	TD%	Int	Int%	Lg	Sk	Yds	Rat
Sept 11	NYG	L	S	33	20	60.6	266	8.1	2	6.1	0	0.0	31	1	0	106.4
Sept 19	@ Buf	L	S	20	11	55.0	117	5.9	0	0.0	2	10.0	19	2	16	32.7
Sept 25	LV	W	S	27	19	70.4	264	9.8	1	3.7	1	3.7	41	1	12	98.4
Oct 2	@ Ind	W	S	21	17	81.0	137	6.5	2	9.5	0	0.0	23	3	21	125.6
Oct 9	@ Was	W	S	25	15	60.0	181	7.2	1	4.0	0	0.0	61	5	45	95.6
Oct 23	Ind	W	S	20	13	65.0	132	6.6	0	0.0	0	0.0	27	2	16	83.8
Oct 30	@ Hou	W	IA	0	0	-	0	-	0	-	0	-	0	0	0	-
Nov 6	@ KC	L	IA	0	0	-	0	-	0	-	0	-	0	0	0	-
Nov 13	Den	W	S	36	19	52.8	255	7.1	2	5.6	0	0.0	63t	1	11	94.1
2022 Totals		6-3	7 / 7	182	114	62.6	1,352	7.4	8	4.4	3	1.6	63t	15	121	93.0

MALIK WILLIS (QB)

Date	Opp	W-L	GP / GS	PASSING												
				Att	Cmp	Pct	Yds	Yd/Att	TD	TD%	Int	Int%	Lg	Sk	Yds	Rat
Sept 11	NYG	L	DNP	0	0	-	0	-	0	-	0	-	0	0	0	-
Sept 19	@ Buf	L	p	4	1	25.0	6	1.5	0	0.0	0	0.0	6	0	0	39.6
Sept 25	LV	W	DNP	0	0	-	0	-	0	-	0	-	0	0	0	-
Oct 2	@ Ind	W	DNP	0	0	-	0	-	0	-	0	-	0	0	0	-
Oct 9	@ Was	W	DNP	0	0	-	0	-	0	-	0	-	0	0	0	-
Oct 23	Ind	W	p	0	0	-	0	-	0	-	0	-	0	0	0	-
Oct 30	@ Hou	W	S	10	6	60.0	55	5.5	0	0.0	1	10.0	16	3	15	35.4
Nov 6	@ KC	L	S	16	5	31.3	80	5.0	0	0.0	0	0.0	48	3	23	49.0
Nov 13	Den	W	p	0	0	-	0	-	0	-	0	-	0	0	0	-
2022 Totals		6-3	5 / 2	30	12	40.0	141	4.7	0	0.0	1	3.3	48	6	38	41.1

Other passers: (none)

2022 TENNESSEE TITANS INDIVIDUAL GAME-BY-GAME RUSHING STATISTICS

TRENTON CANNON (RB)

RUSHING							
Date	Opp	GP / GS	Att	Yds	Avg	Lg	TD
Sept 11	NYG	p	0	0	-	0	0
Sept 19	@ Buf	p	0	0	-	0	0
Sept 25	LV	0	0	0	-	0	0
Oct 2	@ Ind	0	0	0	-	0	0
Oct 9	@ Was	0	0	0	-	0	0
Oct 23	Ind	0	0	0	-	0	0
Oct 30	@ Hou	0	0	0	-	0	0
Nov 6	@ KC	0	0	0	-	0	0
Nov 13	Den	0	0	0	-	0	0
2022 Totals		2 / 0	0	0	-	0	0

TORY CARTER (FB)

RUSHING							
Date	Opp	GP / GS	Att	Yds	Avg	Lg	TD
Sept 11	NYG	S	0	0	-	0	0
Sept 19	@ Buf	p	0	0	-	0	0
Sept 25	LV	S	0	0	-	0	0
Oct 2	@ Ind	S	0	0	-	0	0
Oct 9	@ Was	p	0	0	-	0	0
Oct 23	Ind	IA	0	0	-	0	0
Oct 30	@ Hou	IA	0	0	-	0	0
Nov 6	@ KC	IA	0	0	-	0	0
Nov 13	Den	p	0	0	-	0	0
2022 Totals		6 / 3	0	0	-	0	0

JULIUS CHESTNUT (RB)

RUSHING							
Date	Opp	GP / GS	Att	Yds	Avg	Lg	TD
Sept 11	NYG	IA	0	0	-	0	0
Sept 19	@ Buf	IA	0	0	-	0	0
Sept 25	LV	IA	0	0	-	0	0
Oct 2	@ Ind	0	0	0	-	0	0
Oct 9	@ Was	0	0	0	-	0	0
Oct 23	Ind	0	0	0	-	0	0
Oct 30	@ Hou	0	0	0	-	0	0
Nov 6	@ KC	0	0	0	-	0	0
Nov 13	Den	0	0	0	-	0	0
2022 Totals		0 / 0	0	0	-	0	0

HASSAN HASKINS (RB)

RUSHING							
Date	Opp	GP / GS	Att	Yds	Avg	Lg	TD
Sept 11	NYG	p	0	0	-	0	0
Sept 19	@ Buf	p	9	37	4.1	9	0
Sept 25	LV	p	0	0	-	0	0
Oct 2	@ Ind	p	0	0	-	0	0
Oct 9	@ Was	p	0	0	-	0	0
Oct 23	Ind	p	0	0	-	0	0
Oct 30	@ Hou	p	0	0	-	0	0
Nov 6	@ KC	p	1	5	5.0	5	0
Nov 13	Den	p	0	0	-	0	0
2022 Totals		9 / 0	10	42	4.2	9	0

DERRICK HENRY (RB)

RUSHING							
Date	Opp	GP / GS	Att	Yds	Avg	Lg	TD
Sept 11	NYG	S	21	82	3.9	18	0
Sept 19	@ Buf	S	13	25	1.9	9	1
Sept 25	LV	S	20	85	4.3	24	1
Oct 2	@ Ind	S	22	114	5.2	19t	1
Oct 9	@ Was	S	28	102	3.6	15	2
Oct 23	Ind	S	30	128	4.3	23	0
Oct 30	@ Hou	S	32	219	6.8	41	2
Nov 6	@ KC	S	17	115	6.8	56	2
Nov 13	Den	S	19	53	2.8	10	0
2022 Totals		9 / 9	202	923	4.6	56	9

DONTRELL HILLIARD (RB)

RUSHING							
Date	Opp	GP / GS	Att	Yds	Avg	Lg	TD
Sept 11	NYG	p	2	8	4.0	5	0
Sept 19	@ Buf	IA	0	0	-	0	0
Sept 25	LV	p	2	14	7.0	10	0
Oct 2	@ Ind	p	0	0	-	0	0
Oct 9	@ Was	p	1	0	0.0	0	0
Oct 23	Ind	S	1	4	4.0	4	0
Oct 30	@ Hou	p	8	83	10.4	30	0
Nov 6	@ KC	p	3	12	4.0	5	0
Nov 13	Den	p	1	2	2.0	2	0
2022 Totals		8 / 1	18	123	6.8	30	0

RYAN TANNEHILL (QB)

RUSHING							
Date	Opp	GP / GS	Att	Yds	Avg	Lg	TD
Sept 11	NYG	S	2	7	3.5	9	0
Sept 19	@ Buf	S	1	2	2.0	2	0
Sept 25	LV	S	4	2	0.5	3	1
Oct 2	@ Ind	S	5	9	1.8	9	0
Oct 9	@ Was	S	3	3	1.0	2	0
Oct 23	Ind	S	4	6	1.5	8	0
Oct 30	@ Hou	IA	0	0	-	0	0
Nov 6	@ KC	IA	0	0	-	0	0
Nov 13	Den	S	2	12	6.0	11	0
2022 Totals		7 / 7	21	41	2.0	11	1

MALIK WILLIS (QB)

RUSHING							
Date	Opp	GP / GS	Att	Yds	Avg	Lg	TD
Sept 11	NYG	DNP	0	0	-	0	0
Sept 19	@ Buf	p	4	16	4.0	8	0
Sept 25	LV	DNP	0	0	-	0	0
Oct 2	@ Ind	DNP	0	0	-	0	0
Oct 9	@ Was	DNP	0	0	-	0	0
Oct 23	Ind	p	0	0	-	0	0
Oct 30	@ Hou	S	5	12	2.4	6	0
Nov 6	@ KC	S	8	40	5.0	17	0
Nov 13	Den	p	1	-4	-4.0	-4	0
2022 Totals		5 / 2	18	64	3.6	17	0

Other rushers: C. Okonkwo (1 for -4 yards vs. NYG, 9/11)

T. Burks (1 for 8 yards vs. LV, 9/25) (1 for 4 yards at IND, 10/2)

2022 TENNESSEE TITANS INDIVIDUAL GAME-BY-GAME RECEIVING STATISTICS

TREYLON BURKS (WR)								TRENTON CANNON (RB)							
RECEIVING								RECEIVING							
Date	Opp	GP / GS	No	Yds	Avg	Lg	TD	Date	Opp	GP / GS	No	Yds	Avg	Lg	TD
Sept 11	NYG	p	3	55	18.3	27	0	Sept 11	NYG	p	0	0	-	0	0
Sept 19	@ Buf	S	4	47	11.8	16	0	Sept 19	@ Buf	p	0	0	-	0	0
Sept 25	LV	p	1	13	13.0	13	0	Sept 25	LV	0	0	0	-	0	0
Oct 2	@ Ind	S	2	14	7.0	8	0	Oct 2	@ Ind	0	0	0	-	0	0
Oct 9	@ Was	IR	0	0	-	0	0	Oct 9	@ Was	0	0	0	-	0	0
Oct 23	Ind	IR	0	0	-	0	0	Oct 23	Ind	0	0	0	-	0	0
Oct 30	@ Hou	IR	0	0	-	0	0	Oct 30	@ Hou	0	0	0	-	0	0
Nov 6	@ KC	IR	0	0	-	0	0	Nov 6	@ KC	0	0	0	-	0	0
Nov 13	Den	p	3	24	8.0	15	0	Nov 13	Den	0	0	0	-	0	0
2022 Totals		5 / 2	13	153	11.8	27	0	2022 Totals		2 / 0	0	0	-	0	0

TORY CARTER (FB)								JOSH GORDON (WR)							
RECEIVING								RECEIVING							
Date	Opp	GP / GS	No	Yds	Avg	Lg	TD	Date	Opp	GP / GS	No	Yds	Avg	Lg	TD
Sept 11	NYG	S	0	0	-	0	0	Sept 11	NYG	PS	0	0	-	0	0
Sept 19	@ Buf	p	0	0	-	0	0	Sept 19	@ Buf	p	0	0	-	0	0
Sept 25	LV	S	0	0	-	0	0	Sept 25	LV	p	0	0	-	0	0
Oct 2	@ Ind	S	0	0	-	0	0	Oct 2	@ Ind	0	0	0	-	0	0
Oct 9	@ Was	p	0	0	-	0	0	Oct 9	@ Was	0	0	0	-	0	0
Oct 23	Ind	IA	0	0	-	0	0	Oct 23	Ind	0	0	0	-	0	0
Oct 30	@ Hou	IA	0	0	-	0	0	Oct 30	@ Hou	CUT FROM ROSTER					
Nov 6	@ KC	IA	0	0	-	0	0	Nov 6	@ KC						
Nov 13	Den	p	0	0	-	0	0	Nov 13	Den						
2022 Totals		6 / 3	0	0	-	0	0	Totals		2 / 0	0	0	-	0	0

HASSAN HASKINS (RB)								DERRICK HENRY (RB)							
RECEIVING								RECEIVING							
Date	Opp	GP / GS	No	Yds	Avg	Lg	TD	Date	Opp	GP / GS	No	Yds	Avg	Lg	TD
Sept 11	NYG	p	0	0	-	0	0	Sept 11	NYG	S	0	0	-	0	0
Sept 19	@ Buf	p	1	0	0.0	0	0	Sept 19	@ Buf	S	0	0	-	0	0
Sept 25	LV	p	0	0	-	0	0	Sept 25	LV	S	5	58	11.6	23	0
Oct 2	@ Ind	p	0	0	-	0	0	Oct 2	@ Ind	S	3	33	11.0	22	0
Oct 9	@ Was	p	0	0	-	0	0	Oct 9	@ Was	S	2	30	15.0	24	0
Oct 23	Ind	p	1	5	5.0	5	0	Oct 23	Ind	S	3	10	3.3	9	0
Oct 30	@ Hou	p	0	0	-	0	0	Oct 30	@ Hou	S	1	9	9.0	9	0
Nov 6	@ KC	p	1	2	2.0	2	0	Nov 6	@ KC	S	0	0	-	0	0
Nov 13	Den	p	0	0	-	0	0	Nov 13	Den	S	2	14	7.0	7	0
2022 Totals		9 / 0	3	7	2.3	5	0	2022 Totals		9 / 9	16	154	9.6	24	0

DONTRELL HILLIARD (RB)								CODY HOLLISTER (WR)							
RECEIVING								RECEIVING							
Date	Opp	GP / GS	No	Yds	Avg	Lg	TD	Date	Opp	GP / GS	No	Yds	Avg	Lg	TD
Sept 11	NYG	p	3	61	20.3	31	2	Sept 11	NYG	p	1	22	22.0	22	0
Sept 19	@ Buf	IA	0	0	-	0	0	Sept 19	@ Buf	p	0	0	-	0	0
Sept 25	LV	p	1	30	30.0	30	0	Sept 25	LV	p	0	0	-	0	0
Oct 2	@ Ind	p	4	18	4.5	8	0	Oct 2	@ Ind	p	0	0	-	0	0
Oct 9	@ Was	p	4	23	5.8	13t	1	Oct 9	@ Was	S	0	0	-	0	0
Oct 23	Ind	S	0	0	-	0	0	Oct 23	Ind	p	2	32	16.0	27	0
Oct 30	@ Hou	p	1	12	12.0	12	0	Oct 30	@ Hou	S	0	0	-	0	0
Nov 6	@ KC	p	1	-4	-4.0	-4	0	Nov 6	@ KC	S	0	0	-	0	0
Nov 13	Den	p	1	6	6.0	6	0	Nov 13	Den	p	0	0	-	0	0
2022 Totals		8 / 1	15	146	9.7	31	3	2022 Totals		9 / 3	0	0	-	0	0

2022 TENNESSEE TITANS INDIVIDUAL GAME-BY-GAME RECEIVING STATISTICS

AUSTIN HOOPER (TE)									CHIG OKONKWO (TE)								
RECEIVING									RECEIVING								
Date	Opp	GP / GS	No	Yds	Avg	Lg	TD		Date	Opp	GP / GS	No	Yds	Avg	Lg	TD	
Sept 11	NYG	p	1	6	6.0	6	0		Sept 11	NYG	p	1	11	11.0	11	0	
Sept 19	@ Buf	p	1	19	19.0	19	0		Sept 19	@ Buf	p	0	0	-	0	0	
Sept 25	LV	p	2	19	9.5	11	0		Sept 25	LV	p	0	0	-	0	0	
Oct 2	@ Ind	p	1	4	4.0	4	0		Oct 2	@ Ind	S	3	38	12.7	23	1	
Oct 9	@ Was	p	1	7	7.0	7	0		Oct 9	@ Was	p	0	0	-	0	0	
Oct 23	Ind	p	3	56	18.7	23	0		Oct 23	Ind	S	0	0	-	0	0	
Oct 30	@ Hou	p	1	5	5.0	5	0		Oct 30	@ Hou	p	1	3	3.0	3	0	
Nov 6	@ KC	S	2	34	17.0	18	0		Nov 6	@ KC	S	1	48	48.0	48	0	
Nov 13	Den	p	5	41	8.2	17	0		Nov 13	Den	S	1	41	41.0	41	0	
2022 Totals		9 / 1	17	191	11.2	23	0		2022 Totals		9 / 4	7	141	20.1	48	1	

KYLE PHILIPS (WR)									GEOFF SWAIM (TE)								
RECEIVING									RECEIVING								
Date	Opp	GP / GS	No	Yds	Avg	Lg	TD		Date	Opp	GP / GS	No	Yds	Avg	Lg	TD	
Sept 11	NYG	p	6	66	11.0	21	0		Sept 11	NYG	S	3	19	6.3	9	0	
Sept 19	@ Buf	p	1	5	5.0	5	0		Sept 19	@ Buf	S	0	0	-	0	0	
Sept 25	LV	IA	0	0	-	0	0		Sept 25	LV	S	3	19	6.3	13	1	
Oct 2	@ Ind	p	0	0	-	0	0		Oct 2	@ Ind	S	0	0	-	0	0	
Oct 9	@ Was	p	1	7	7.0	7	0		Oct 9	@ Was	S	1	5	5.0	5	0	
Oct 23	Ind	IA	0	0	-	0	0		Oct 23	Ind	p	0	0	-	0	0	
Oct 30	@ Hou	0	0	0	-	0	0		Oct 30	@ Hou	S	0	0	-	0	0	
Nov 6	@ KC	0	0	0	-	0	0		Nov 6	@ KC	S	0	0	-	0	0	
Nov 13	Den	0	0	0	-	0	0		Nov 13	Den	S	0	0	-	0	0	
2022 Totals		4 / 0	8	78	9.8	21	0		2022 Totals		9 / 8	7	43	6.1	13	1	

NICK WESTBROOK-IKHINE (WR)									ROBERT WOODS (WR)								
RECEIVING									RECEIVING								
Date	Opp	GP / GS	No	Yds	Avg	Lg	TD		Date	Opp	GP / GS	No	Yds	Avg	Lg	TD	
Sept 11	NYG	S	1	13	13.0	13	0		Sept 11	NYG	S	1	13	13.0	13	0	
Sept 19	@ Buf	S	1	13	13.0	13	0		Sept 19	@ Buf	S	4	39	9.8	17	0	
Sept 25	LV	S	3	40	13.3	15	0		Sept 25	LV	S	4	85	21.3	41	0	
Oct 2	@ Ind	p	0	0	-	0	0		Oct 2	@ Ind	p	4	30	7.5	10	1	
Oct 9	@ Was	S	2	72	36.0	61	0		Oct 9	@ Was	S	4	37	9.3	13	0	
Oct 23	Ind	S	0	0	-	0	0		Oct 23	Ind	S	3	26	8.7	13	0	
Oct 30	@ Hou	S	0	0	-	0	0		Oct 30	@ Hou	S	2	26	13.0	16	0	
Nov 6	@ KC	p	0	0	-	0	0		Nov 6	@ KC	p	0	0	-	0	0	
Nov 13	Den	S	5	119	23.8	63t	2		Nov 13	Den	S	2	10	5.0	6	0	
2022 Totals		9 / 7	12	257	21.4	63t	2		2022 Totals		9 / 7	24	266	11.1	41	1	

Other receivers: M. Kinsey (1 for 3 yards vs. IND 10/23)

2022 TENNESSEE TITANS INDIVIDUAL GAME-BY-GAME PUNTING

RYAN STONEHOUSE (P)

			PUNTING										
Date	Opp	GP / GS	No.	Yds	Avg	Ret	Yds	R Avg	TB	In	Lg	Blk	Net
Sept 11	NYG	p	6	342	57.0	5	62	12.4	0	3	66	0	46.7
Sept 19	@ Buf	p	6	333	55.5	4	41	10.3	1	2	66	0	45.3
Sept 25	LV	p	3	181	60.3	1	13	13.0	1	2	70	0	49.3
Oct 2	@ Ind	p	4	211	52.8	2	20	10.0	0	0	57	0	47.8
Oct 9	@ Was	p	8	416	52.0	5	29	5.8	0	4	66	0	48.4
Oct 23	Ind	p	3	164	54.7	3	47	15.7	0	0	58	0	39.0
Oct 30	@ Hou	p	5	242	48.4	3	18	6.0	1	4	57	0	40.8
Nov 6	@ KC	p	8	390	48.75	5	59	11.8	0	2	63	0	41.4
Nov 13	Den	p	8	432	54.0	3	14	4.7	2	3	74	0	47.3
2022 Totals		9 / 0	51	2,711	53.2	31	303	9.8	5	20	74	0	45.3

Other Punters: (none)

2022 INDIVIDUAL GAME-BY-GAME PUNT AND KICKOFF RETURNS

C.J. BOARD (WR)

PUNT RETURNS														KICKOFF RETURNS				
Date	Opp	GP / GS	No	FC	Yds	Avg	Lg	TD	No	Yds	Avg	Lg	TD					
Oct 23	Ind	PS				-					-							
Oct 30	@ Hou	PS				-					-							
Nov 6	@ KC	PS				-					-							
Nov 13	Den	p	4	3	51	12.8	17	0	0	0	-	0	0					
Totals		1 / 0	4	3	51	12.8	17	0	0	0	-	0	0					

TRENTON CANNON (RB)

PUNT RETURNS									KICKOFF RETURNS				
Date	Opp	GP / GS	No	FC	Yds	Avg	Lg	TD	No	Yds	Avg	Lg	TD
Sept 11	NYG	p	0	0	0	-	0	0	2	33	16.5	19	0
Sept 19	@ Buf	p	0	0	0	-	0	0	0	0	-	0	0
Sept 25	LV					-					-		
Oct 2	@ Ind					-					-		
Oct 9	@ Was					-					-		
Oct 23	Ind					-					-		
Oct 30	@ Hou					-					-		
Nov 6	@ KC					-					-		
Nov 13	Den					-					-		
Totals		2 / 0	0	0	0	-	0	0	2	33	16.5	19	0

HASSAN HASKINS (RB)

PUNT RETURNS									KICKOFF RETURNS				
Date	Opp	GP / GS	No	FC	Yds	Avg	Lg	TD	No	Yds	Avg	Lg	TD
Sept 11	NYG	p	0	0	0	-	0	0	0	0	-	0	0
Sept 19	@ Buf	p	0	0	0	-	0	0	2	40	20.0	20	0
Sept 25	LV	p	0	0	0	-	0	0	1	29	29.0	29	0
Oct 2	@ Ind	p	0	0	0	-	0	0	4	105	26.3	37	0
Oct 9	@ Was	p	0	0	0	-	0	0	0	0	-	0	0
Oct 23	Ind	p	0	0	0	-	0	0	2	45	22.5	28	0
Oct 30	@ Hou	p	0	0	0	-	0	0	1	17	17.0	17	0
Nov 6	@ KC	p	0	0	0	-	0	0	4	72	18.0	22	0
Nov 13	Den	p	0	0	0	-	0	0	1	17	17.0	17	0
2022 Totals		9	0	0	0	-	0	0	15	325	21.7	37	0

KYLE PHILLIPS (WR)

PUNT RETURNS									KICKOFF RETURNS				
Date	Opp	GP / GS	No	FC	Yds	Avg	Lg	TD	No	Yds	Avg	Lg	TD
Sept 11	NYG	p	4	2	62	15.5	46	0	0	0	-	0	0
Sept 19	@ Buf	p	1	0	0	0.0	0	0	0	0	-	0	0
Sept 25	LV	IA	0	0	0	-	0	0	0	0	-	0	0
Oct 2	@ Ind	p	0	0	0	-	0	0	0	0	-	0	0
Oct 9	@ Was	p	0	0	0	-	0	0	0	0	-	0	0
Oct 23	Ind	IA	0	0	0	-	0	0	0	0	-	0	0
Oct 30	@ Hou	0	0	0	0	-	0	0	0	0	-	0	0
Nov 6	@ KC	0	0	0	0	-	0	0	0	0	-	0	0
Nov 13	Den	0	0	0	0	-	0	0	0	0	-	0	0
2022 Totals		4	5	2	62	12.4	46	0	0	0	-	0	0

Other Returns A. Hooker (1 FC Punt; Fumbled at BUF, 9/20)

 R. Woods (1 FC Punt at BUF, 9/20), (1 Punt return for 21 yards and 1 FC Punt vs. LV, 9/25),

(1 FC Punt at IND, 10/2), (1 FC Punt vs. IND, 10/23) (3 FC Punt and 4 returns for 40 yards

vs. HOU 10/30), (2 FC Punts and 2 Punt returns for 11 yards vs. KC 11/6)

2022 TENNESSEE TITANS INDIVIDUAL GAME-BY-GAME DEFENSIVE STATISTICS

ANDREW ADAMS (DB)																	
Date	Opp	GP / GS	TACKLES ...						INTERCEPTIONS ...					FUMBLES ...			SpT
			Tot	Solo	Asst	Sk	Yds	QBP	TFL	No	Yds	Lg	TD	PD	FF	FR	
Sept 11	NYG																
Sept 19	@ Buf																
Sept 25	0 LV	IA	0	0	0	0.0	0.0	0	0	0	0	0	0	0	0	0	0
Oct 2	@ Ind	S	5	3	2	0.0	0.0	1	0	0	0	0	0	0	0	0	0
Oct 9	@ Was	p	2	2	0	0.0	0.0	0	0	0	0	0	0	0	0	0	1
Oct 23	0 Ind	S	10	6	4	0.0	0.0	0	0	1	76	76t	1	1	0	0	0
Oct 30	@ Hou	p	1	1	0	0.0	0.0	1	0	0	0	0	0	0	0	0	0
Nov 6	@ KC	S	7	6	1	0.0	0.0	0	0	0	0	0	0	0	0	0	0
Nov 13	0 Den	S	7	6	1	0.0	0.0	0	0	0	0	0	0	0	0	0	0
Totals		6 / 4	32	24	8	0.0	0.0	2	0	1	76	76t	1	1	0	0	1

OLA ADENIYI (OLB)																	
Date	Opp	GP / GS	TACKLES ...						INTERCEPTIONS ...					FUMBLES ...			SpT
			Tot	Solo	Asst	Sk	Yds	QBP	TFL	No	Yds	Lg	TD	PD	FF	FR	
Sept 11	NYG	S	0	0	0	0.0	0.0	1	0	0	0	0	0	0	0	0	0
Sept 19	@ Buf	p	1	0	1	0.0	0.0	1	0	0	0	0	0	0	0	0	0
Sept 25	LV	IA	0	0	0	0.0	0.0	0	0	0	0	0	0	0	0	0	0
Oct 2	@ Ind	IA	0	0	0	0.0	0.0	0	0	0	0	0	0	0	0	0	0
Oct 9	@ Was	IA	0	0	0	0.0	0.0	0	0	0	0	0	0	0	0	0	0
Oct 23	Ind	0	0	0	0	0.0	0.0	0	0	0	0	0	0	0	0	0	0
Oct 30	@ Hou	0	0	0	0	0.0	0.0	0	0	0	0	0	0	0	0	0	0
Nov 6	@ KC	0	0	0	0	0.0	0.0	0	0	0	0	0	0	0	0	0	0
Nov 13	Den	0	0	0	0	0.0	0.0	0	0	0	0	0	0	0	0	0	0
2022 Totals		2 / 1	1	0	1	0.0	0.0	2	0	0	0	0	0	0	0	0	0

UGO AMADI (DB)																	
Date	Opp	GP / GS	TACKLES ...						INTERCEPTIONS ...					FUMBLES ...			SpT
			Tot	Solo	Asst	Sk	Yds	QBP	TFL	No	Yds	Lg	TD	PD	FF	FR	
Sept 11	NYG	p	5	4	1	0.0	0.0	0	0	0	0	0	0	0	0	0	0
Sept 19	@ Buf	p	0	0	0	0.0	0.0	0	0	0	0	0	0	0	0	0	0
Sept 25	LV	IA	0	0	0	0.0	0.0	0	0	0	0	0	0	0	0	0	0
Oct 2	@ Ind	IA	0	0	0	0.0	0.0	0	0	0	0	0	0	0	0	0	0
Oct 9	@ Was	IA	0	0	0	0.0	0.0	0	0	0	0	0	0	0	0	0	0
Oct 23	Ind	IA	0	0	0	0.0	0.0	0	0	0	0	0	0	0	0	0	0
Oct 30	@ Hou	IA	0	0	0	0.0	0.0	0	0	0	0	0	0	0	0	0	0
Nov 6	@ KC	0	NO LONGER ON ROSTER											0	0	0	0
2022 Totals		2 / 0	5	4	1	0.0	0.0	0	0	0	0	0	0	0	0	0	0

DENICO AUTRY (DL)																	
Date	Opp	GP / GS	TACKLES ...						INTERCEPTIONS ...					FUMBLES ...			SpT
			Tot	Solo	Asst	Sk	Yds	QBP	TFL	No	Yds	Lg	TD	PD	FF	FR	
Sept 11	NYG	p	4	2	2	0.0	0.0	2	0	0	0	0	0	0	0	0	0
Sept 19	@ Buf	p	2	1	1	1.0	4.0	3	1	0	0	0	0	1	0	0	0
Sept 25	LV	p	0	0	0	0.0	0.0	3	0	0	0	0	0	0	0	0	0
Oct 2	@ Ind	S	2	2	0	2.0	25.0	5	1	0	0	0	0	0	1	0	0
Oct 9	@ Was	S	4	1	3	1.0	9.0	4	1	0	0	0	0	0	0	0	0
Oct 23	Ind	S	3	2	1	1.0	4.0	2	1	0	0	0	0	1	0	0	0
Oct 30	@ Hou	p	0	0	0	0.0	0.0	4	0	0	0	0	0	0	0	0	0
Nov 6	@ KC	S	3	3	0	2.0	11.0	4	2	0	0	0	0	0	0	0	0
Nov 13	Den	S	2	1	1	0.0	0.0	7	0	0	0	0	0	0	0	0	0
2022 Totals		9 / 5	20	12	8	7.0	53.0	34	6	0	0	0	0	2	1	0	0

TRE AVERY (CB)																	
Date	Opp	GP / GS	TACKLES ...						INTERCEPTIONS ...					FUMBLES ...			SpT
			Tot	Solo	Asst	Sk	Yds	QBP	TFL	No	Yds	Lg	TD	PD	FF	FR	
Sept 11	NYG	p	0	0	0	0.0	0.0	0	0	0	0	0	0	0	0	0	3
Sept 19	@ Buf	S	3	3	0	0.0	0.0	0	0	0	0	0	0	0	0	0	0
Sept 25	LV	p	0	0	0	0.0	0.0	0	0	0	0	0	0	0	0	0	0
Oct 2	@ Ind	p	0	0	0	0.0	0.0	0	0	0	0	0	0	0	0	0	0
Oct 9	@ Was	DNP	0	0	0	0.0	0.0	0	0	0	0	0	0	0	0	0	0
Oct 23	Ind	p	0	0	0	0.0	0.0	0	0	0	0	0	0	0	0	0	0
Oct 30	@ Hou	p	0	0	0	0.0	0.0	0	0	0	0	0	0	0	0	0	0
Nov 6	@ KC	p	0	0	0	0.0	0.0	0	0	0	0	0	0	0	0	0	1
Nov 13	Den	p	0	0	0	0.0	0.0	0	0	0	0	0	0	0	0	0	2
2022 Totals		8 / 1	3	3	0	0.0	0.0	0	0	0	0	0	0	0	0	0	6

KEVIN BYARD (S)																	
Date	Opp	GP / GS	TACKLES ...						INTERCEPTIONS ...					FUMBLES ...			SpT
			Tot	Solo	Asst	Sk	Yds	QBP	TFL	No	Yds	Lg	TD	PD	FF	FR	
Sept 11	NYG	S	12	8	4	0.0	0.0	0	0	0	0	0	0	0	0	0	0
Sept 19	@ Buf	S	7	6	1	0.0	0.0	1	0	0	0	0	0	0	0	0	0
Sept 25	LV	S	4	1	3	0.0	0.0	0	0	1	24	24	0	1	0	0	0
Oct 2	@ Ind	S	6	3	3	0.0	0.0	0	0	0	0	0	0	0	0	0	0
Oct 9	@ Was	S	8	6	2	0.0	0.0	0	0	0	0	0	0	0	0	0	0
Oct 23	Ind	S	4	2	2	0.0	0.0	0	0	0	0	0	0	0	0	0	0
Oct 30	@ Hou	S	4	3	1	0.0	0.0	0	0	0	0	0	0	0	0	0	0
Nov 6	@ KC	S	12	6	6	0.0	0.0	0	0	0	0	0	0	0	0	0	0
Nov 13	Den	S	3	0	3	0.0	0.0	0	0	0	0	0	0	0	0	0	0
2022 Totals		9 / 9	60	35	25	0.0	0.0	1	0	1	24	24	0	1	0	0	0

2022 TENNESSEE TITANS INDIVIDUAL GAME-BY-GAME DEFENSIVE STATISTICS

DYLAN COLE (LB)																		
Date	Opp	GP / GS	TACKLES ...						INTERCEPTIONS ...					FUMBLES ...			SpT	
			Tot	Solo	Asst	Sk	Yds	QBP	TFL	No	Yds	Lg	TD	PD	FF	FR		Yds
Sept 11	NYG	p	0	0	0	0.0	0.0	0	0	0	0	0	0	0	0	0	0	1
Sept 19	@ Buf	p	1	0	1	0.0	0.0	0	0	0	0	0	0	0	0	0	0	1
Sept 25	LV	p	2	1	1	0	0.0	0	0	0	0	0	1	0	0	0	0	
Oct 2	@ Ind	S	7	5	2	0.0	0.0	0	1	0	0	0	0	0	0	0	0	
Oct 9	@ Was	S	2	1	1	0.0	0.0	0	0	0	0	0	0	0	0	0	2	
Oct 23	Ind	S	5	2	3	0.0	0.0	1	0	0	0	0	0	0	0	0	1	
Oct 30	@ Hou	S	2	2	0	0.0	0.0	0	0	0	0	0	0	0	0	0	0	
Nov 6	@ KC	p	6	4	2	0.0	0.0	1	0	0	0	0	0	0	0	0	2	
Nov 13	Den	p	4	4	0	1.0	9.0	1	2	0	0	0	0	0	0	0	1	
2022 Totals		9 / 4	29	19	10	1.0	9.0	3	3	0	0	0	1	0	0	0	8	

ZACH CUNNINGHAM (LB)																		
Date	Opp	GP / GS	TACKLES ...						INTERCEPTIONS ...					FUMBLES ...			SpT	
			Tot	Solo	Asst	Sk	Yds	QBP	TFL	No	Yds	Lg	TD	PD	FF	FR		Yds
Sept 11	NYG	S	6	4	2	0.0	0.0	0	0	0	0	0	0	0	0	0	0	1
Sept 19	@ Buf	S	5	4	1	0.0	0.0	1	0	0	0	0	1	0	0	0	0	
Sept 25	LV	S	4	2	2	0.0	0.0	0	0	0	0	0	0	0	0	0	0	
Oct 2	@ Ind	IA	0	0	0	0.0	0.0	0	0	0	0	0	0	0	0	0	0	
Oct 9	@ Was	IA	0	0	0	0.0	0.0	0	0	0	0	0	0	0	0	0	0	
Oct 23	Ind	IA	0	0	0	0.0	0.0	0	0	0	0	0	0	0	0	0	0	
Oct 30	@ Hou	S	4	1	3	0.0	0.0	0	0	0	0	0	0	0	0	0	0	
Nov 6	@ KC	S	4	3	1	0.0	0.0	0	0	0	0	0	0	0	0	0	0	
Nov 13	Den	0	0	0	0	0.0	0.0	0	0	0	0	0	0	0	0	0	0	
2022 Totals		5 / 5	23	14	9	0.0	0.0	1	0	0	0	0	1	0	0	0	1	

BUD DUPREE (OLB)																		
Date	Opp	GP / GS	TACKLES ...						INTERCEPTIONS ...					FUMBLES ...			SpT	
			Tot	Solo	Asst	Sk	Yds	QBP	TFL	No	Yds	Lg	TD	PD	FF	FR		Yds
Sept 11	NYG	S	1	1	0	1.0	6.0	6	1	0	0	0	0	0	0	1	0	0
Sept 19	@ Buf	S	0	0	0	0.0	0.0	1	0	0	0	0	0	0	0	0	0	0
Sept 25	LV	IA	0	0	0	0	0.0	0	0	0	0	0	0	0	0	0	0	0
Oct 2	@ Ind	S	1	0	1	0.0	0.0	0	0	0	0	0	0	0	1	0	0	
Oct 9	@ Was	IA	0	0	0	0.0	0.0	0	0	0	0	0	0	0	0	0	0	
Oct 23	Ind	S	3	2	1	1.0	3.0	8	1	0	0	0	1	0	0	0	0	
Oct 30	@ Hou	S	2	2	0	1.0	13.0	3	1	0	0	0	0	0	0	0	0	
Nov 6	@ KC	S	1	0	1	0.0	0.0	1	0	0	0	0	0	0	0	0	0	
Nov 13	Den	IA	0	0	0	0.0	0.0	0	0	0	0	0	0	0	0	0	0	
2022 Totals		6 / 6	8	5	3	3.0	22.0	19	3	0	0	0	1	0	2	0	0	

MARIO EDWARDS JR. (DE)																		
Date	Opp	GP / GS	TACKLES ...						INTERCEPTIONS ...					FUMBLES ...			SpT	
			Tot	Solo	Asst	Sk	Yds	QBP	TFL	No	Yds	Lg	TD	PD	FF	FR		Yds
Sept 11	NYG																	
Sept 19	@ Buf																	
Sept 25	LV																	
Oct 2	@ Ind	p	2	1	1	0.0	0.0	3	0	0	0	0	0	0	0	0	0	0
Oct 9	@ Was	p	0	0	0	0.0	0.0	1	0	0	0	0	0	0	0	0	0	0
Oct 23	Ind	p	1	1	0	0.0	0.0	2	0	0	0	0	0	0	0	0	0	
Oct 30	@ Hou	p	0	0	0	0.0	0.0	2	0	0	0	0	0	0	0	0	0	
Nov 6	@ KC	p	2	2	0	1.0	6.0	5	1	0	0	0	0	0	0	0	0	
Nov 13	Den	S	4	2	2	1.0	9.0	3	2	0	0	0	0	0	0	0	0	
2022 Totals		6 / 1	9	6	3	2.0	15.0	16	3	0	0	0	0	0	0	0	0	

CALEB FARLEY (CB)																		
Date	Opp	GP / GS	TACKLES ...						INTERCEPTIONS ...					FUMBLES ...			SpT	
			Tot	Solo	Asst	Sk	Yds	QBP	TFL	No	Yds	Lg	TD	PD	FF	FR		Yds
Sept 11	NYG	p	1	1	0	0.0	0.0	0	0	0	0	0	0	0	0	0	0	0
Sept 19	@ Buf	S	4	3	1	0.0	0.0	0	0	0	0	0	0	0	0	0	0	0
Sept 25	LV	p	0	0	0	0.0	0.0	0	0	0	0	0	0	0	0	0	0	0
Oct 2	@ Ind	p	4	4	0	0.0	0.0	0	0	0	0	0	0	0	0	0	0	0
Oct 9	@ Was	p	1	1	0	0.0	0.0	0	0	0	0	0	0	0	0	0	0	0
Oct 23	Ind	p	0	0	0	0.0	0.0	0	0	0	0	0	0	0	0	0	0	0
Oct 30	@ Hou	p	0	0	0	0.0	0.0	0	0	0	0	0	0	0	0	0	0	0
Nov 6	@ KC	p	0	0	0	0.0	0.0	0	0	0	0	0	0	0	0	0	0	0
Nov 13	Den	p	0	0	0	0.0	0.0	0	0	0	0	0	0	0	0	0	0	0
2022 Totals		9 / 1	10	9	1	0.0	0.0	0	0	0	0	0	0	0	0	0	0	

KRISTIAN FULTON (CB)																	
Date	Opp	GP / GS	TACKLES ...						INTERCEPTIONS ...					FUMBLES ...			SpT
			Tot	Solo	Asst	Sk	Yds	QBP	TFL	No	Yds	Lg	TD	PD	FF	FR	
Sept 11	NYG	S	6	5	1	0.0	0.0	0	0	0	0	0	0	1	0	0	0
Sept 19	@ Buf	IA	0	0	0	0.0	0.0	0	0	0	0	0	0	0	0	0	0
Sept 25	LV	S	6	3	3	0.0	0.0	0	2	0	0	0	1	0	0	0	0
Oct 2	@ Ind	S	3	2	1	0.0	0.0	0	0	0	0	0	0	0	1	0	0
Oct 9	@ Was	S	4	3	1	0.0	0.0	0	0	0	0	0	0	0	0	0	0
Oct 23	Ind	S	6	3	3	0.0	0.0	0	0	0	0	0	0	0	0	0	0
Oct 30	@ Hou	S	3	2	1	0.0	0.0	0	1	1	0	0	2	0	0	0	0
Nov 6	@ KC	S	4	4	0	0.0	0.0	0	0	0	0	0	2	0	0	0	0
Nov 13	Den	IA	0	0	0	0.0	0.0	0	0	0	0	0	0	0	0	0	0
2022 Totals		7 / 7	32	22	10	0.0	0.0	0	3	1	0	0	5	1	1	0	0

2022 TENNESSEE TITANS INDIVIDUAL GAME-BY-GAME DEFENSIVE STATISTICS

ROGER MCCREARY (CB)

Date	Opp	GP / GS	TACKLES ...						INTERCEPTIONS ...					FUMBLES ...			SpT	
			Tot	Solo	Asst	Sk	Yds	QBP	TFL	No	Yds	Lg	TD	PD	FF	FR		Yds
Sept 11	NYG	S	2	1	1	0.0	0.0	0	0	0	0	0	0	0	0	0	0	0
Sept 19	@ Buf	S	11	11	0	0.0	0.0	0	0	0	0	0	0	0	0	0	0	0
Sept 25	LV	S	10	9	1	0	0.0	0	0	0	0	0	0	1	0	0	0	0
Oct 2	@ Ind	S	7	5	2	0.0	0.0	0	1	0	0	0	0	0	0	0	0	0
Oct 9	@ Was	S	2	2	0	0.0	0.0	0	0	0	0	0	0	0	0	0	0	0
Oct 23	Ind	S	5	5	0	0.0	0.0	0	0	0	0	0	1	0	0	0	0	0
Oct 30	@ Hou	S	6	4	2	0.0	0.0	0	0	0	0	0	0	0	0	0	0	0
Nov 6	@ KC	S	8	6	2	0.0	0.0	0	0	1	4	4	0	1	0	0	0	0
Nov 13	Den	S	5	3	2	0.0	0.0	0	0	0	0	0	0	0	0	0	0	0
2022 Totals		9 / 9	56	46	10	0.0	0.0	0	1	1	4	4	0	3	0	0	0	0

TERRANCE MITCHELL (DB)

Date	Opp	GP / GS	TACKLES ...						INTERCEPTIONS ...					FUMBLES ...			SpT	
			Tot	Solo	Asst	Sk	Yds	QBP	TFL	No	Yds	Lg	TD	PD	FF	FR		Yds
Sept 11	NYG																	
Sept 19	@ Buf																	
Sept 25	LV	p	8	7	1	0.0	0.0	0	1	0	0	0	0	0	0	0	0	0
Oct 2	@ Ind	S	2	1	1	0.0	0.0	0	0	0	0	0	0	0	0	0	0	0
Oct 9	@ Was	S	4	3	1	0.0	0.0	0	0	0	0	0	1	0	0	0	0	0
Oct 23	Ind	p	3	3	0	0.0	0.0	0	0	0	0	0	0	1	0	0	0	0
Oct 30	@ Hou	p	1	1	0	0.0	0.0	0	0	0	0	0	0	0	0	0	0	0
Nov 6	@ KC	p	6	4	2	0.0	0.0	0	0	0	0	0	0	0	0	0	0	0
Nov 13	Den	S	8	7	1	0.0	0.0	0	0	1	1	1	0	3	0	0	0	0
2022 Totals		7 / 3	32	26	6	0.0	0.0	0	1	1	1	1	0	4	1	0	0	0

ELIJAH MOLDEN (CB)

Date	Opp	GP / GS	TACKLES ...						INTERCEPTIONS ...					FUMBLES ...			SpT		
			Tot	Solo	Asst	Sk	Yds	QBP	TFL	No	Yds	Lg	TD	PD	FF	FR		Yds	
Sept 11	NYG	IR	0	0	0	0.0	0.0	0	0	0	0	0	0	0	0	0	0	0	0
Sept 19	@ Buf	IR	0	0	0	0.0	0.0	0	0	0	0	0	0	0	0	0	0	0	0
Sept 25	LV	IR	0	0	0	0.0	0.0	0	0	0	0	0	0	0	0	0	0	0	0
Oct 2	@ Ind	IR	0	0	0	0.0	0.0	0	0	0	0	0	0	0	0	0	0	0	0
Oct 9	@ Was	IR	0	0	0	0.0	0.0	0	0	0	0	0	0	0	0	0	0	0	0
Oct 23	Ind	IR	0	0	0	0.0	0.0	0	0	0	0	0	0	0	0	0	0	0	0
Oct 30	@ Hou	IR	0	0	0	0.0	0.0	0	0	0	0	0	0	0	0	0	0	0	0
Nov 6	@ KC	IR	0	0	0	0.0	0.0	0	0	0	0	0	0	0	0	0	0	0	0
Nov 13	Den	S	3	2	1	0.0	0.0	0	1	0	0	0	0	0	0	0	0	0	0
Totals		1 / 1	3	2	1	0.0	0.0	0	1	0	0	0	0	0	0	0	0	0	0

SAM OKUAYINONU (DT)

Date	Opp	GP / GS	TACKLES ...						INTERCEPTIONS ...					FUMBLES ...			SpT			
			Tot	Solo	Asst	Sk	Yds	QBP	TFL	No	Yds	Lg	TD	PD	FF	FR		Yds		
Sept 11	NYG	PS	0	0	0	0.0	0.0	0	0	0	0	0	0	0	0	0	0	0	0	0
Sept 19	@ Buf	PS	0	0	0	0.0	0.0	0	0	0	0	0	0	0	0	0	0	0	0	0
Sept 25	LV	PS	0	0	0	0.0	0.0	0	0	0	0	0	0	0	0	0	0	0	0	0
Oct 2	@ Ind	PS	0	0	0	0.0	0.0	0	0	0	0	0	0	0	0	0	0	0	0	0
Oct 9	@ Was	p	1	0	1	0.5	4.0	0	0	0	0	0	0	0	0	0	0	0	0	0
Oct 23	Ind	IA	0	0	0	0.0	0.0	0	0	0	0	0	0	0	0	0	0	0	0	0
Oct 30	@ Hou	p	1	0	1	0.0	0.0	0	0	0	0	0	0	0	0	0	0	0	0	0
Nov 6	@ KC	IA	0	0	0	0.0	0.0	0	0	0	0	0	0	0	0	0	0	0	0	0
Nov 13	Den	p	3	2	1	0.0	0.0	1	0	0	0	0	0	0	0	0	0	0	0	0
Totals		3 / 0	5	2	3	0.5	4.0	1	0	0	0	0	0	0	0	0	0	0	0	0

WYATT RAY (OLB)

Date	Opp	GP / GS	TACKLES ...						INTERCEPTIONS ...					FUMBLES ...			SpT			
			Tot	Solo	Asst	Sk	Yds	QBP	TFL	No	Yds	Lg	TD	PD	FF	FR		Yds		
Sept 11	NYG																			
Sept 19	@ Buf																			
Sept 25	LV	p	1	1	0	0	0.0	1	0	0	0	0	0	0	0	0	0	0	0	0
Oct 2	@ Ind	IA	0	0	0	0.0	0.0	0	0	0	0	0	0	0	0	0	0	0	0	0
Oct 9	@ Was	0	0	0	0	0.0	0.0	0	0	0	0	0	0	0	0	0	0	0	0	0
Oct 23	Ind	0	0	0	0	0.0	0.0	0	0	0	0	0	0	0	0	0	0	0	0	0
Oct 30	@ Hou	0	0	0	0	0.0	0.0	0	0	0	0	0	0	0	0	0	0	0	0	0
Nov 6	@ KC	0	0	0	0	0.0	0.0	0	0	0	0	0	0	0	0	0	0	0	0	0
Nov 13	Den	0	0	0	0	0.0	0.0	0	0	0	0	0	0	0	0	0	0	0	0	0
2022 Totals		1 / 0	1	1	0	0.0	0.0	1	0	0	0	0	0	0	0	0	0	0	0	0

MONTY RICE (LB)

Date	Opp	GP / GS	TACKLES ...						INTERCEPTIONS ...					FUMBLES ...			SpT				
			Tot	Solo	Asst	Sk	Yds	QBP	TFL	No	Yds	Lg	TD	PD	FF	FR		Yds			
Sept 11	NYG	PUP	0	0	0	0.0	0.0	0	0	0	0	0	0	0	0	0	0	0	0	0	0
Sept 19	@ Buf	PUP	0	0	0	0.0	0.0	0	0	0	0	0	0	0	0	0	0	0	0	0	0
Sept 25	LV	PUP	0	0	0	0.0	0.0	0	0	0	0	0	0	0	0	0	0	0	0	0	0
Oct 2	@ Ind	PUP	0	0	0	0.0	0.0	0	0	0	0	0	0	0	0	0	0	0	0	0	0
Oct 9	@ Was	p	0	0	0	0.0	0.0	0	0	0	0	0	0	0	0	0	0	0	0	0	0
Oct 23	Ind	p	0	0	0	0.0	0.0	0	0	0	0	0	0	0	0	0	0	0	0	1	0
Oct 30	@ Hou	p	0	0	0	0.0	0.0	0	0	0	0	0	0	0	0	0	0	0	0	0	0
Nov 6	@ KC	p	0	0	0	0.0	0.0	0	0	0	0	0	0	0	0	0	0	0	0	1	0
Nov 13	Den	S	7	4	3	0.0	0.0	0	1	0	0	0	0	0	0	0	0	0	0	0	0
Totals		5 / 1	7	4	3	0.0	0.0	0	1	0	0	0	0	0	0	0	0	0	0	2	0

2022 TENNESSEE TITANS GAME-BY-GAME FIELD GOALS AND SCORING BY QUARTER

Date	Opp	TITANS						OPPONENTS							
		1ST	2ND	3RD	4TH	OT	TOTAL	TITANS FIELD GOALS	1ST	2ND	3RD	4TH	OT	TOTAL	OPPONENTS FG
Sept 11	NYG	7	6	7	0	0	20	R. Bullock (46, 23, 47WL)	0	0	13	8	0	21	None
Sept 19	@ Buf	7	0	0	0	0	7	None	7	10	24	0	0	41	T. Bass (49, 37)
Sept 25	LV	7	17	0	0	0	24	R. Bullock (48)	3	7	3	9	0	22	D. Carlson (21, 32, 35)
Oct 2	@ Ind	14	10	0	0	0	24	R. Bullock (44)	0	10	7	0	0	17	C. McLaughlin (27, 51WL)
Oct 9	@ Was	7	7	7	0	0	21	None	3	7	7	0	0	17	J. Slye (50)
Oct 23	Ind	3	10	0	6	0	19	R. Bullock (27, 28, 38, 48)	0	0	7	3	0	10	C. McLaughlin (50)
Oct 30	@ Hou	0	7	7	3	0	17	R. Bullock (48WR, 29)	0	3	0	7	0	10	K. Fairbairn (43)
Nov 6	@ KC	0	14	3	0	0	17	R. Bullock (44)	3	6	0	8	3	20	H. Butker (23, 47WR, 28)
Nov 13	Den	0	7	7	3	0	17	R. Bullock (35)	0	10	0	0	0	10	B. McManus (39)
2022 Totals		45	78	31	12	0	166		16	53	61	35	3	168	

2022 TENNESSEE TITANS GAME-BY-GAME SCORING

Game 1: Giants @ Titans, Sept. 11, 2022

Team	Qtr	Time	Play Description (Drive Plays-Yards, Time)	Giants	Titans
Titans	1	9:48	D.Hilliard 7 yd. pass from R.Tannehill (R.Bullock kick) (5-45, 3:00)	0	7
Titans	2	12:35	R.Bullock 46 yd. Field Goal (10-65, 4:34)	0	10
Titans	2	6:57	R.Bullock 23 yd. Field Goal (7-37, 3:03)	0	13
Giants	3	11:16	S.Barkley 4 yd. run (run failed) (4-90, 1:29)	6	13
Giants	3	8:48	S.Shepard 65 yd. pass from D.Jones (G.Gano kick) (2-64, 0:40)	13	13
Titans	3	2:54	D.Hilliard 23 yd. pass from R.Tannehill (R.Bullock kick) (9-75, 5:54)	13	20
Giants	4	1:06	C.Myarick 1 yd. pass from D.Jones (D.Jones-S.Barkley pass) (12-73, 4:21)	21	20

Game 2: Titans @ Bills, Sept. 20, 2022

Team	Qtr	Time	Play Description (Drive Plays-Yards, Time)	Titans	Bills
Bills	1	9:07	R.Gilliam 11 yd. pass from J.Allen (T.Bass kick) (12-75, 5:53)	0	7
Titans	1	5:23	D.Henry 2 yd. run (R.Bullock kick) (9-75, 3:44)	7	7
Bills	2	7:20	T.Bass 49 yd. Field Goal (6-51, 2:34)	7	10
Bills	2	1:00	S.Diqqs 4 yd. pass from J.Allen (T.Bass kick) (8-77, 4:10)	7	17
Bills	3	10:18	S.Diqqs 46 yd. pass from J.Allen (T.Bass kick) (7-80, 2:26)	7	24
Bills	3	7:32	T.Bass 37 yd. Field Goal (4-1, 0:50)	7	27
Bills	3	5:34	S.Diqqs 14 yd. pass from J.Allen (T.Bass kick) (4-51, 1:13)	7	34
Bills	3	3:49	M.Milano 43 yd. interception return (T.Bass kick)	7	41

Game 3: Raiders @ Titans, Sept. 25, 2022

Team	Qtr	Time	Play Description (Drive Plays-Yards, Time)	Raiders	Titans
Titans	1	7:22	G.Swaim 2 yd. pass from R.Tannehill (R.Bullock kick) (12-75, 7:38)	0	7
Raiders	1	2:19	D.Carson 21 yd. Field Goal (9-72, 5:03)	3	7
Titans	2	14:25	D.Henry 1 yd. run (R.Bullock kick) (6-75, 2:54)	3	14
Raiders	2	9:44	D.Adams 5 yd. pass from D.Carr (D.Carson kick) (7-75, 4:41)	10	14
Titans	2	4:55	R.Tannehill 1 yd. run (R.Bullock kick) (8-79, 4:49)	10	21
Titans	2	0:00	R.Bullock 48 yd. Field Goal (3-19, 0:21)	10	24
Raiders	3	6:57	D.Carson 32 yd. Field Goal (14-61, 8:03)	13	24
Raiders	4	3:29	D.Carson 35 yd. Field Goal (7-63, 2:39)	16	24
Raiders	4	1:14	M.Hollins 9 yd. pass from D.Carr (pass failed) (14-81, 1:43)	22	24

Game 4: Titans @ Colts, Oct. 2, 2022

Team	Qtr	Time	Play Description (Drive Plays-Yards, Time)	Titans	Colts
Titans	1	8:00	R.Woods 7 yd. pass from R.Tannehill (R.Bullock kick) (5-32, 2:47)	7	0
Titans	1	3:46	D.Henry 19 yd. run (R.Bullock kick) (6-75, 3:19)	14	0
Colts	2	13:25	C.McLaughlin 27 yd. Field Goal (11-66, 5:21)	14	3
Titans	2	9:39	R.Bullock 44 yd. Field Goal (9-41, 3:46)	17	3
Titans	2	7:40	C.Okonkwo 8 yd. pass from R.Tannehill (R.Bullock kick) (5-28, 1:54)	24	3
Colts	2	2:13	M.Alie-Cox 14 yd. pass from M.Ryan (C.McLaughlin kick) (9-75, 5:27)	24	10
Colts	3	7:26	M.Alie-Cox 7 yd. pass from M.Ryan (C.McLaughlin kick) (8-67, 5:09)	24	17

Game 5: Titans @ Commanders, Oct. 9, 2022

Team	Qtr	Time	Play Description (Drive Plays-Yards, Time)	Titans	Commanders
Titans	1	3:58	D.Hilliard 13 yd. pass from R.Tannehill (R.Bullock kick) (6-52, 2:32)	7	0
Commanders	1	0:26	J.Slye 50 yd. Field Goal (7-43, 3:32)	7	3
Commanders	2	13:56	D.Brown 75 yd. pass from C.Wentz (J.Slye kick) (1-75, 0:10)	7	10
Titans	2	0:17	D.Henry 1 yd. run (R.Bullock kick) (15-81, 6:57)	14	10
Commanders	3	4:36	D.Brown 30 yd. pass from C.Wentz (J.Slye kick) (6-80, 3:14)	14	17
Titans	3	1:03	D.Henry 1 yd. run (R.Bullock kick) (7-75, 3:33)	21	17

Game 6: Colts @ Titans, Oct. 23, 2022

Team	Qtr	Time	Play Description (Drive Plays-Yards, Time)	Colts	Titans
Titans	1	4:03	R.Bullock 27 yd. Field Goal (11-62, 5:32)	0	3
Titans	2	9:25	A.Adams 76 yd. interception return (R.Bullock kick)	0	10
Titans	2	1:57	R.Bullock 28 yd. Field Goal (8-52, 3:44)	0	13
Colts	3	4:07	P.Campbell 4 yd. pass from M.Ryan (C.McLaughlin kick) (12-58, 6:20)	7	13
Titans	4	13:47	R.Bullock 38 yd. Field Goal (11-55, 5:20)	7	16
Colts	4	8:31	C.McLaughlin 50 yd. Field Goal (6-24, 2:35)	10	16
Titans	4	4:47	R.Bullock 48 yd. Field Goal (9-41, 3:44)	10	19

Game 7: Titans @ Texans, Oct. 30, 2022

Team	Qtr	Time	Play Description (Extra Point) (Drive Info)	Titans	Texans
Texans	2	10:40	K.Fairbairn 43 yd. Field Goal (4--13, 1:11)	0	3
Titans	2	4:20	D.Henry 29 yd. run (R.Bullock kick) (3-37, 0:53)	7	3
Titans	3	6:31	D.Henry 1 yd. run (R.Bullock kick) (9-65, 6:19)	14	3
Titans	4	11:08	R.Bullock 29 yd. Field Goal (12-81, 7:16)	17	3
Texans	4	0:17	D.Pierce 3 yd. pass from D.Mills (K.Fairbairn kick) (12-90, 3:46)	17	10

Game 8: Titans @ Chiefs, Nov. 6, 2022

Team	Qtr	Time	Play Description (Drive Plays-Yards, Time)	Titans	Chiefs
Chiefs	1	6:47	H.Butker 23 yd. Field Goal (15-69, 8:13)	0	3
Chiefs	2	14:55	M.Hardman 7 yd. pass from P.Mahomes (kick failed, wl) (9-79, 4:30)	0	9
Titans	2	10:48	D.Henry 4 yd. run (R.Bullock kick) (7-74, 4:07)	7	9
Titans	2	5:24	D.Henry 1 yd. run (R.Bullock kick) (5-79, 2:50)	14	9
Titans	3	9:58	R.Bullock 44 yd. Field Goal (4-8, 1:29)	17	9
Chiefs	4	2:56	P.Mahomes 14 yd. run (P.Mahomes run) (13-93, 6:58)	17	17
Chiefs	5	4:04	H.Butker 28 yd. Field Goal (13-64, 5:56)	17	20

Game 9: Broncos @ Titans, Nov. 14, 2022

Team	Qtr	Time	Play Description (Drive Plays-Yards, Time)	Broncos	Titans
Broncos	2	8:21	J.Virgil 66 yd. pass from R.Wilson (B.McManus kick) (6-80, 3:00)	7	0
Broncos	2	2:23	B.McManus 39 yd. Field Goal (9-41, 3:55)	10	0
Titans	2	0:12	N.Westbrook-Ikhine 9 yd. pass from R.Tannehill (R.Bullock kick) (13-75, 2:11)	10	7
Titans	3	5:14	N.Westbrook-Ikhine 63 yd. pass from R.Tannehill (R.Bullock kick) (3-80, 1:39)	10	14
Titans	4	2:59	R.Bullock 35 yd. Field Goal (10-63, 3:52)	10	17

TITANS-GIANTS: GAME SUMMARY



Week 1: Titans 20, Giants 21
Sunday, Sept. 11, 2022 • 3:25 p.m. CT • Nissan Stadium



In Week 1 of the 2022 season, the Titans hosted the New York Giants and fell by a score of 21-20. Despite limiting the Giants to two third-down conversions on 10 attempts and racking up five sacks in the contest, Tennessee was unable to mount a late-game comeback.

The Titans got on the board on their opening possession with a five-play scoring drive that was jumpstarted by a 46-yard punt return by WR **Kyle Philips**. Tennessee began the possession at the Giants' 45-yard line, and QB **Ryan Tannehill** connected with WR **Treyton Burks** for a 20-yard pass before connecting with RB **Dontrell Hilliard** for a seven-yard score. Tennessee took an early 7-0 lead.

In the second quarter the Titans extended their lead. Tannehill tossed first-down passes to TE **Geoff Swaim**, Hilliard and WR **Nick Westbrook-Ikhine**, which put K **Randy Bullock** in position to successfully make a 46-yard field goal, 10-0 Titans. On the ensuing New York possession, Giants QB **Daniel Jones** was strip-sacked by DT **Jeffery Simmons**, and the ball was recovered by OLB **Bud Dupree** at the Giants' 42-yard line. Tennessee capitalized on the turnover with a 23-yard field goal, 13-0 Titans.

New York got on the board in the third quarter with help from Giants RB **Saquon Barkley** who contributed a 68-yard rush to flip field position. Ultimately, Barkley ran a four-yard touchdown into the end zone, but the extra point snap was botched and recovered by Tennessee, 13-6 Titans.

Later in the third quarter, New York tied the score 13-13 as Jones connected with Giants WR **Sterling Shepard** for a 65-yard touchdown. However, Tennessee responded on the ensuing possession with a 75-yard scoring drive. Aided by a 20-yard catch by Philips and a 27-yard gain by Burks, Tannehill was able to connect with Hilliard for a 23-yard score and a 20-13 Titans advantage.

New York took the lead in the fourth quarter as a 73-yard scoring drive culminated in a one-yard touchdown pass from Jones to Giants FB **Chris Myarick**. New York elected to go for two, and the conversion attempt was successful as Jones connected with Barkley on a shovel pass for a 21-20 lead with just over a minute remaining in regulation.

Tennessee rallied to attempt a game-winning score, taking the ball down into Giants territory, but Bullock's field goal attempt sailed wide left as the Titans fell at home.

SCORING

	1	2	3	4	Final
Giants	0	0	13	8	21
Tennessee	7	6	7	0	20

TEAM	SCORING PLAY	TIME
Titans	D.Hilliard 7 yd. pass from R.Tannehill (R.Bullock kick)	1-9:48
Titans	R.Bullock 46 yd. Field Goal	2-12:35
Titans	R.Bullock 23 yd. Field Goal	2-6:57
Giants	S.Barkley 4 yd. run (run failed)	3-11:16
Giants	S.Shepard 65 yd. pass from D.Jones (G.Gano kick)	3-8:48
Titans	D.Hilliard 23 yd. pass from R.Tannehill (R.Bullock kick)	3-2:54
Giants	C.Myarick 1 yd. pass from D.Jones (D.Jones-S.Barkley pass)	4-1:06

Missed FGs: R.Bullock 47WL

Attendance: 67,805

Time of Game: 3:00

Weather: 75°, Cloudy, Wind WSW 9 mph

Referee: Jerome Boger



TEAM STATISTICS

	Giants	Titans
TOTAL FIRST DOWNS	19	19
THIRD DOWN EFFICIENCY	2-10-20.0%	3-11-27.3%
FOURTH DOWN EFFICIENCY	1-1-100.0%	0-0-0.0%
TOTAL NET YARDS	394	359
Plays - Avg.	58-6.8	60-6.0
NET YARDS RUSHING	238	93
Rushes - Avg.	32-7.4	26-3.6
NET YARDS PASSING	156	266
Sacks - Yards Lost	5-32	1-0
PASS ATT-COMP-INT	21-17-1	33-20-0
PUNTS - Avg.	6-51.5	6-57.0
Net Punting Average	41.2	46.7
PUNT RETURNS - Yards	5-62	4-62
KICKOFF RETURNS - Yards	2-41	2-33
INTERCEPTIONS - Yards	0-0	1-0
PENALTIES Number and Yards	8-45	7-50
FUMBLES Number and Lost	2-1	2-1
TOUCHDOWNS	3	2
EXTRA POINTS Made-Attempts	2-3	2-2
RED ZONE EFFICIENCY	2-3-67%	2-3-67%
GOAL TO GO EFFICIENCY	2-2-100%	1-1-100%
SAFETIES	0	0
GIVEAWAYS	2	1
TAKEAWAYS	1	2
TIME OF POSSESSION	28:54	31:06

GIANTS STARTERS

OFFENSE		DEFENSE	
TE 82	D.Bellinger	DL 99	L.Williams
LT 78	A.Thomas	DL 97	D.Lawrence
LG 68	B.Bredeson	DE 93	N.Williams
C 76	J.Feliciano	OLB 53	O.Ximines
RG 64	M.Glowinski	OLB 55	J.Ward
RT 73	E.Neal	ILB 48	T.Crowder
WR 13	D.Sills	ILB 59	A.Calitro
WR 19	K.Golladay	CB 33	A.Robinson
QB 8	D.Jones	CB 22	A.Jackson
FB 85	C.Myarick	S 20	J.Love
RB 26	S.Barkley	S 29	X.McKinney

TITANS STARTERS

OFFENSE		DEFENSE	
TE 87	G.Swaim	DE 95	D.Walker
LT 77	T.Lewan	DT 98	J.Simmons
LG 55	A.Brewer	NT 93	T.Tart
C 60	B.Jones	OLB 92	O.Adeniyi
RG 64	N.Davis	LB 41	Z.Cunningham
RT 78	N.Petit-Frere	LB 51	D.Long
WR 15	N.Westbrook-Ikhine	OLB 48	B.Dupree
WR 2	R.Woods	CB 21	R.McCreary
QB 17	R.Tannehill	CB 26	K.Fulton
FB 44	T.Carter	S 37	A.Hooker
RB 22	D.Henry	S 31	K.Byard

GIANTS INDIVIDUAL STATISTICS

Rushing	Att	Yds	Avg	Lg	TD
S.Barkley	18	164	9.1	68	1
D.Jones	6	25	4.2	11	0
M.Breida	5	24	4.8	9	0
K.Toney	2	23	11.5	19	0
R.James	1	2	2.0	2	0
Total	32	238	7.4	68	1

Passing	Att	Cmp	Yds	TD	Lg	IN	Rt
D.Jones	21	17	188	2	65	1	115.9
Total	21	17	188	2	65	1	115.9

Receiving	No	Yds	Avg	Lg	TD
S.Barkley	6	30	5.0	7	0
R.James	5	59	11.8	16	0
S.Shepard	2	71	35.5	65	1
K.Golladay	2	22	11.0	15	0
W.Robinson	1	5	5.0	5	0
C.Myarick	1	1	1.0	1	1
Total	17	188	11.1	65	2

Interceptions	No	Yds	Avg	Lg	TD
None					

Leading Tacklers (Press Box Totals)

T.Crowder 7-4-3; J.Ward 6-5-1; D.Holmes 6-5-1

Sacks: T.Fox 1

FF: None FR: None

TITANS INDIVIDUAL STATISTICS

Rushing	Att	Yds	Avg	Lg	TD
D.Henry	21	82	3.9	18	0
D.Hilliard	2	8	4.0	5	0
R.Tannehill	2	7	3.5	9	0
C.Okonkwo	1	-4	-4.0	-4	0
Total	26	93	3.6	18	0

Passing	Att	Cmp	Yds	TD	Lg	IN	Rt
R.Tannehill	33	20	266	2	31	0	106.4
Total	33	20	266	2	31	0	106.4

Receiving	No	Yds	Avg	Lg	TD
K.Philips	6	66	11.0	21	0
D.Hilliard	3	61	20.3	31	2
T.Burks	3	55	18.3	27	0
G.Swaim	3	19	6.3	9	0
C.Hollister	1	22	22.0	22	0
R.Woods	1	13	13.0	13	0
N.Westbrook-Ikhine	1	13	13.0	13	0
C.Okonkwo	1	11	11.0	11	0
A.Hooper	1	6	6.0	6	0
Total	20	266	13.3	31	2

Interceptions

Interceptions	No	Yds	Avg	Lg	TD
A.Hooker	1	0	0.0	0	0
Total	1	0	0.0	0	0

Leading Tacklers (Press Box Totals)

K.Byard 12-8-4; D.Long 8-5-3; K.Fulton 6-5-1;

Z.Cunningham 6-5-1

Sacks: J.Simmons 2; R.Weaver 2; B.Dupree 1

FF: K.Fulton 1; J.Simmons 1 FR: B.Dupree 1

TITANS-BILLS: GAME SUMMARY



Week 2: Titans 7, Bills 41
Monday, Sept. 19, 2022 • 7:15 p.m. ET • Highmark Stadium



In Week 2 of the 2022 season, the Titans traveled to Buffalo to face the Bills on Monday Night Football and fell by a score of 41-7.

Buffalo got on the board first on their opening drive as Bills QB **Josh Allen** guided his team on a 75-yard scoring drive that culminated in an 11-yard touchdown pass to Bills FB **Reggie Gilliam**, 7-0 Buffalo. The Titans responded on their opening drive with a touchdown of their own to tie the score. QB **Ryan Tannehill** connected with WR **Treyton Burks** for a 14-yard first down, with TE **Austin Hooper** for a 19-yard first down, and WR **Nick Westbrook-Ikhine** for a 13-yard pass. Facing a fourth-and-one at the Buffalo two-yard line, RB **Derrick Henry** took the handoff and plunged into the end zone for a two-yard score, 7-7.

In the second quarter, Buffalo strung together two scoring drives on consecutive possessions to make it a to make it a 17-7 score heading into halftime. First, the Tennessee defense forced Buffalo to settle for a field goal as Bills K **Tyler Bass** converted a 49-yard kick, 10-7. Then, facing a fourth-and-one at the Tennessee four-yard line, Allen connected with Bills WR **Stefon Diggs** for a four-yard score to make it 17-7.

On their first drive of the second half, Allen found Diggs in the end zone for a 46-yard touchdown to extend the lead, 24-7. Buffalo then added three more scores to put the game out of reach. After the Titans defense forced the Bills to punt, WR **Kyle Philips** muffed the punt return and it was recovered by Bills LB **Tyrel Dodson** to give Buffalo possession at the Tennessee 20-yard line. Buffalo capitalized on the turnover with a 37-yard field goal, 27-7. On the ensuing Titans possession, Tannehill's pass was tipped and intercepted by Bills S **Jordan Poyer** and the turnover gave Buffalo possession at the 50-yard line. Allen found Diggs in the end zone for the third time as a 14-yard touchdown made it a 34-7 game.

On the ensuing Tennessee possession, Tannehill threw a pick six to Bills LB **Matt Milano**, who returned the ball 43 yards for a score to make it 41-7. The deficit proved too large for the Titans to overcome as Tennessee fell on the road to Buffalo.

SCORING

	1	2	3	4	Final
Tennessee	7	0	0	0	7
Buffalo	7	10	24	0	41

TEAM	SCORING PLAY	TIME
Bills	R.Gilliam 11 yd. pass from J.Allen (T.Bass kick)	1-9:07
Titans	D.Henry 2 yd. run (R.Bullock kick)	1-5:23
Bills	T.Bass 49 yd. Field Goal	2-7:20
Bills	S.Diggs 4 yd. pass from J.Allen (T.Bass kick)	2-1:00
Bills	S.Diggs 46 yd. pass from J.Allen (T.Bass kick)	3-10:18
Bills	T.Bass 37 yd. Field Goal	3-7:32
Bills	S.Diggs 14 yd. pass from J.Allen (T.Bass kick)	3-5:34
Bills	M.Milano 43 yd. interception return (T.Bass kick)	3-3:49

Missed FGs: None

Attendance: 70,683

Time of Game: 3:15

Weather: 70°, Partly cloudy, Wind W 11 mph

Referee: Shawn Smith



TEAM STATISTICS

	Titans	Bills
TOTAL FIRST DOWNS	12	23
THIRD DOWN EFFICIENCY	4-12-33.3%	5-13-38.5%
FOURTH DOWN EFFICIENCY	1-1-100.0%	2-3-66.7%
TOTAL NET YARDS	187	414
Plays - Avg.	53-3.5	65-6.4
NET YARDS RUSHING	80	101
Rushes - Avg.	27-3.0	24-4.2
NET YARDS PASSING	107	313
Sacks - Yards Lost	2-16	1-4
PASS ATT-COMP-INT	24-12-2	40-26-0
PUNTS - Avg.	6-55.5	3-48.3
Net Punting Average	45.3	48.3
PUNT RETURNS - Yards	2-0	4-41
KICKOFF RETURNS - Yards	2-40	0-0
INTERCEPTIONS - Yards	0-0	2-43
PENALTIES Number and Yards	9-87	8-49
FUMBLES Number and Lost	3-2	0-0
TOUCHDOWNS	1	5
EXTRA POINTS Made-Attempts	1-1	5-5
RED ZONE EFFICIENCY	1-1-100%	3-5-60%
GOAL TO GO EFFICIENCY	0-0-0%	0-0-0%
SAFETIES	0	0
GIVEAWAYS	4	0
TAKEAWAYS	0	4
TIME OF POSSESSION	28:26	31:34

TITANS STARTERS

OFFENSE		DEFENSE	
WR 16	T.Burks	DT 98	J.Simmons
LT 77	T.Lewan	NT 93	T.Tart
LG 55	A.Brewer	DE 95	D.Walker
C 60	B.Jones	OLB 48	B.Dupree
RG 64	N.Davis	LB 51	D.Long
RT 78	N.Petit-Frere	LB 41	Z.Cunningham
TE 87	G.Swaim	CB 30	T.Avery
WR 15	N.Westbrook-Ikhine	CB 21	R.McCreary
QB 17	R.Tannehill	CB 3	C.Farley
WR 2	R.Woods	S 31	K.Byard
RB 22	D.Henry	S 37	A.Hooker

BILLS STARTERS

OFFENSE		DEFENSE	
TE 88	D.Knox	EDGE 50	G.Rousseau
LT 73	D.Dawkins	DT 97	J.Phillips
LG 76	R.Saffold	DT 92	D.Jones
C 60	M.Morse	EDGE 40	V.Miller
RG 71	R.Bates	WLB 58	M.Milano
RT 79	S.Brown	MLB 49	T.Edmunds
WR 14	S.Diggs	CB 7	T.Johnson
WR 6	I.McKenzie	CB 47	C.Benford
WR 15	J.Kumerow	CB 30	D.Jackson
QB 17	J.Allen	S 21	J.Poyer
RB 26	D.Singletery	S 23	M.Hyde

TITANS INDIVIDUAL STATISTICS

Rushing	Att	Yds	Avg	Lg	TD
H.Haskins	9	37	4.1	9	0
D.Henry	13	25	1.9	9	1
M.Willis	4	16	4.0	8	0
R.Tannehill	1	2	2.0	2	0
Total	27	80	3.0	9	1

Passing	Att	Cmp	Yds	TD	Lg	IN	Rt
R.Tannehill	20	11	117	0	19	2	32.7
M.Willis	4	1	6	0	6	0	39.6
Total	24	12	123	0	19	2	30.4

Receiving	No	Yds	Avg	Lg	TD
T.Burks	4	47	11.8	16	0
R.Woods	4	39	9.8	17	0
A.Hooper	1	19	19.0	19	0
N.Westbrook-Ikhine	1	13	13.0	13	0
K.Phillips	1	5	5.0	5	0
H.Haskins	1	0	0.0	0	0
Total	12	123	10.3	19	0

Interceptions	No	Yds	Avg	Lg	TD
None					

Leading Tacklers (Press Box Totals)

R.McCreary 11-11-0; K.Byard 7-6-1; Z.Cunningham 5-4-1

Sacks: D.Autry 1

FF: None

FR: None

BILLS INDIVIDUAL STATISTICS

Rushing	Att	Yds	Avg	Lg	TD
J.Cook	11	53	4.8	33	0
D.Singletery	6	19	3.2	16	0
Z.Moss	3	17	5.7	17	0
J.Allen	1	10	10.0	10	0
C.Keenum	3	2	0.7	4	0
Total	24	101	4.2	33	0

Passing	Att	Cmp	Yds	TD	Lg	IN	Rt
J.Allen	38	26	317	4	46	0	128.9
C.Keenum	2	0	0	0	0	0	39.6
Total	40	26	317	4	46	0	0122.6

Receiving	No	Yds	Avg	Lg	TD
S.Diggs	12	148	12.3	46	3
D.Knox	4	41	10.3	15	0
J.Kumerow	2	50	25.0	39	0
I.McKenzie	2	37	18.5	28	0
R.Gilliam	2	17	8.5	11	1
D.Singletery	2	2	1.0	1	0
J.Crowder	1	16	16.0	16	0
Q.Morris	1	6	6.0	6	0
Total	26	317	12.2	46	4

Interceptions	No	Yds	Avg	Lg	TD
M.Milano	1	43	43.0	43	1
J.Poyer	1	0	0.0	0	0
Total	2	43	21.5	43	1

Leading Tacklers (Press Box Totals)

T.Johnson 4-4-0; G.Rousseau 4-3-1; J.Poyer 4-3-1; K.Elam 4-3-1

Sacks: G.Rousseau 1; T.Edmunds 1

FF: None FR: C.Basham 1

TITANS-RAIDERS: GAME SUMMARY



Week 3: Titans 24, Raiders 22
Sunday, Sept. 25, 2022 • 12:00 p.m. CT • Nissan Stadium



In Week 3 of the 2022 season, the Titans hosted the Las Vegas Raiders and won by a score of 24-22. Tennessee's offense scored touchdowns on each of its first three drives, while the Titans' defense limited the Raiders to a single third-down conversion on 12 attempts.

Tennessee got on the board on its opening drive with a 75-play scoring possession. QB **Ryan Tannehill** connected with RB **Derrick Henry**, TE **Austin Hooper** and WR **Robert Woods** for first-down passes, before tossing a two-yard touchdown to TE **Geoff Swaim** to make it 7-0, Titans. Las Vegas then responded on its opening possession with a scoring drive as well. Raiders QB **Derek Carr** connected with Raiders WR **Mack Hollins** for a 20-yard gain to move the sticks, but Las Vegas was forced to settle for a 22-yard field goal to make it 7-3.

In the second quarter, Tennessee added another touchdown on a six-play scoring drive. Tannehill linked up with Woods for a 41-yard pass to give the Titans a first down at the Raiders' 14-yard line, and WR **Treyton Burks**' 13-yard catch then allowed Henry to rush a one-yard score into the end zone to make it 14-3, Titans. On the ensuing drive, Las Vegas tacked on another score with a 75-yard possession that culminated in a five-yard touchdown pass from Carr to Raiders WR **Davante Adams**, 14-10 Titans.

However, Tennessee added two more scores before halftime. First, Henry accounted for 40 rushing yards on a 79-yard scoring drive that resulted in a one-yard touchdown plunge by Tannehill, 21-10 Titans. Then, following a 21-yard punt return by Woods, the Titans' offense began a drive with 21 seconds remaining in the first half and were able to move into field goal range. K **Randy Bullock** converted a 48-yard kick to make it 24-10 Titans heading into halftime.

Las Vegas began the second half with the ball and with a score. Carr led the Raiders offense into the red zone, but Las Vegas was forced to settle for a field goal as Raiders K **Daniel Carlson** converted a 32-yard kick, 24-13 Titans.

In the fourth quarter, Las Vegas attempted a comeback but was stopped short. First,

Carlson added a 35-yard field goal to make it 24-16. Then, the Raiders put an 81-yard scoring drive together that resulted in a nine-yard touchdown pass from Carr to Hollins with one minute and 18 seconds remaining in regulation. However, the two-point conversion attempt failed as LB **Dylan Cole** tipped Carr's pass intended for Raiders TE **Darren Waller**, as the Titans preserved the lead and sealed a 24-22 victory at home.

SCORING

	1	2	3	4	Final
Las Vegas	3	7	3	9	22
Tennessee	7	17	0	0	24

TEAM	SCORING PLAY	TIME
Titans	G.Swaim 2 yd. pass from R.Tannehill (R.Bullock kick)	1-7:22
Raiders	D.Carlson 21 yd. Field Goal	1-2:19
Titans	D.Henry 1 yd. run (R.Bullock kick)	2-14:25
Raiders	D.Adams 5 yd. pass from D.Carr (D.Carlson kick)	2-9:44
Titans	R.Tannehill 1 yd. run (R.Bullock kick)	2-4:55
Titans	R.Bullock 48 yd. Field Goal	2-0:00
Raiders	D.Carlson 32 yd. Field Goal	3-6:57
Raiders	D.Carlson 35 yd. Field Goal	4-3:29
Raiders	M.Hollins 9 yd. pass from D.Carr (pass failed)	4-1:14

Missed FGs: None

Attendance: 68,649

Time of Game: 3:09

Weather: 77°, Cloudy, Wind W 5 mph

Referee: Brad Rogers



TEAM STATISTICS

	Raiders	Titans
TOTAL FIRST DOWNS	24	19
THIRD DOWN EFFICIENCY	1-12-8.3%	5-10-50.0%
FOURTH DOWN EFFICIENCY	3-3-100.0%	0-1-0.0%
TOTAL NET YARDS	396	361
Plays - Avg.	65-6.1	55-6.6
NET YARDS RUSHING	96	109
Rushes - Avg.	19-5.1	27-4.0
NET YARDS PASSING	300	252
Sacks - Yards Lost	1-7	1-12
PASS ATT-COMP-INT	45-27-1	27-19-1
PUNTS - Avg.	3-48.0	3-60.3
Net Punting Average	41.0	49.3
PUNT RETURNS - Yards	1-13	1-21
KICKOFF RETURNS - Yards	1-23	1-29
INTERCEPTIONS - Yards	1-13	1-24
PENALTIES Number and Yards	6-44	7-85
FUMBLES Number and Lost	1-0	1-0
TOUCHDOWNS	2	3
EXTRA POINTS Made-Attempts	1-2	3-3
RED ZONE EFFICIENCY	2-6-33%	3-3-100%
GOAL TO GO EFFICIENCY	2-2-100%	2-2-100%
SAFETIES	0	0
GIVEAWAYS	1	1
TAKEAWAYS	1	1
TIME OF POSSESSION	30:45	29:15

RAIDERS STARTERS

OFFENSE		DEFENSE	
WR 10	M.Hollins	DE 55	C.Jones
TE 87	F.Moreau	DT 97	A.Billings
WR 17	D.Adams	DT 91	B.Nichols
LT 74	K.Miller	DE 98	M.Crosby
LG 64	A.Bars	SS 24	J.Abram
C 66	D.Parham	OLB 5	D.Deablo
RG 72	J.Elumunor	LB 50	J.Brown
RT 77	T.Munford	S 33	R.Teamer
TE 83	D.Waller	CB 26	R.Ya-Sin
QB 4	D.Carr	CB 39	N.Hobbs
RB 28	J.Jacobs	S 30	D.Harmon

TITANS STARTERS

OFFENSE		DEFENSE	
WR 15	N.Westbrook-Ikhine	OLB 99	R.Weaver
FB 44	T.Carter	NT 93	T.Tart
LT 71	D.Daley	DT 98	J.Simmons
LG 55	A.Brewer	DE 95	D.Walker
C 60	B.Jones	ILB 51	D.Long
RG 64	N.Davis	ILB 41	Z.Cunningham
RT 78	N.Petit-Frere	OLB 59	D.Tuszka
TE 87	G.Swaim	CB 21	R.McCreary
WR 2	R.Woods	CB 26	K.Fulton
QB 17	R.Tannehill	S 31	K.Byard
RB 22	D.Henry	S 37	A.Hooker

RAIDERS INDIVIDUAL STATISTICS

Rushing	Att	Yds	Avg	Lg	TD
J.Jacobs	13	66	5.1	13	0
B.Bolden	3	17	5.7	12	0
D.Carr	2	17	8.5	11	0
D.Adams	1	-4	-4.0	-4	0
Total	19	96	5.1	13	0

Passing	Att	Cmp	Yds	TD	Lg	IN	Rt
D.Carr	44	26	303	2	60	1	85.7
M.Hollins	1	1	4	0	4	0	83.3
Total	45	27	307	2	60	1	86.1

Receiving	No	Yds	Avg	Lg	TD
M.Hollins	8	158	19.8	60	1
D.Adams	5	36	7.2	18	1
J.Jacobs	5	31	6.2	13	0
F.Moreau	3	44	14.7	22	0
D.Waller	3	22	7.3	17	0
B.Bolden	2	4	2.0	6	0
K.Cole	1	12	12.0	12	0
Total	27	307	11.4	60	2

Interceptions	No	Yds	Avg	Lg	TD
D.Harmon	1	13	13.0	13	0
Total	1	13	13.0	13	0

Leading Tacklers (Press Box Totals)

M.Crosby 9-5-4; D.Deablo 7-4-3; R.Ya-Sin 6-5-1

Sacks: M.Crosby 1

FF: M.Crosby 1

FR: None

TITANS INDIVIDUAL STATISTICS

Rushing	Att	Yds	Avg	Lg	TD
D.Henry	20	85	4.3	24	1
D.Hilliard	2	14	7.0	10	0
T.Burks	1	8	8.0	8	0
R.Tannehill	4	2	0.5	3	1
Total	27	109	4.0	24	2

Passing	Att	Cmp	Yds	TD	Lg	IN	Rt
R.Tannehill	27	19	264	1	41	1	98.4
Total	27	19	264	1	41	1	98.4

Receiving	No	Yds	Avg	Lg	TD
D.Henry	5	58	11.6	23	0
R.Woods	4	85	21.3	41	0
N.Westbrook-Ikhine	3	40	13.3	15	0
G.Swaim	3	19	6.3	13	1
A.Hooper	2	19	9.5	11	0
D.Hilliard	1	30	30.0	30	0
T.Burks	1	13	13.0	13	0
Total	19	264	13.9	41	1

Interceptions	No	Yds	Avg	Lg	TD
K.Byard	1	24	24.0	24	0
Total	1	24	24.0	24	0

Leading Tacklers (Press Box Totals)

R.McCreary 10-9-1; T.Mitchell 8-7-1; D.Long 7-4-3

Sacks: R.Weaver 1

FF: A.Hooker 1

FR: None

TITANS-COLTS: GAME SUMMARY



Week 4: Titans 24, Colts 17
Sunday, Oct. 2, 2022 • 1:00 p.m. ET • Lucas Oil Stadium



In Week 4 of the 2022 season, the Titans traveled to Indianapolis for their first of two matchups with the Colts in a four-week span and won by a score of 24-17. The victory marked Tennessee's fourth consecutive win at Lucas Oil Stadium, and the club's ninth consecutive divisional road win.

On Indianapolis' opening possession, facing a third-and-15, Colts QB **Matt Ryan** was strip sacked by DL **Denico Autry** and the ball was recovered by OLB **Bud Dupree** at the Indianapolis 32-yard line. The Titans quickly capitalized on the turnover as RB **Derrick Henry** contributed 14 rushing yards, and QB **Ryan Tannehill** added a nine-yard gain, before Tannehill tossed a seven-yard touchdown to WR **Robert Woods**, 7-0 Titans.

After forcing Indianapolis to punt on their ensuing possession, the Titans added another touchdown to double the lead. Tannehill tossed a 22-yard pass to Henry and a 23-yard strike to TE **Chig Okonkwo** before Henry took the handoff and raced into the end zone for a 19-yard touchdown, 14-0 Titans.

Indianapolis got on the board in the second quarter as an 11-play drive culminated in a 27-yard field goal by Colts K **Chase McLaughlin**, 14-3 Titans. However, Tennessee added two more scores on back-to-back possessions to increase the lead to 24-3. First, K **Randy Bullock** converted a 44-yard field goal try to make it 17-3. Next, after DT **Teair Tart** intercepted Ryan to give the ball back to the Tennessee offense at the Indianapolis 28-yard line, Tannehill threw an eight-yard touchdown dart to Okonkwo, 24-3.

On the Colts' ensuing possession, Ryan led his team on a 75-yard scoring drive with help from a 33-yard reception by Colts TE **Jelani Woods**. Ultimately, Ryan connected with Colts TE **Mo Alie-Cox** for a 14-yard touchdown to make it a 24-10 contest heading into halftime.

In the third quarter, Ryan again found Alie-Cox in the end zone for a seven-yard touchdown to make it 24-17.

Despite Indianapolis attempting to manufacture a comeback, the Titans defense

held strong. Indianapolis' last three drives resulted in a punt, followed by a Colts RB **Jonathan Taylor** forced fumble by LB **Joe Schobert** to give the Tennessee offense possession, and lastly, Indianapolis was held to a 51-yard field goal attempt that failed as the ball sailed wide left, preserving a 24-17 Titans victory.

SCORING

	1	2	3	4	Final
Tennessee	14	10	0	0	24
Indianapolis	0	10	7	0	17

TEAM	SCORING PLAY	TIME
Titans	R.Woods 7 yd. pass from R.Tannehill (R.Bullock kick)	1-8:00
Titans	D.Henry 19 yd. run (R.Bullock kick)	1-3:46
Colts	C.McLaughlin 27 yd. Field Goal	2-13:25
Titans	R.Bullock 44 yd. Field Goal	2-9:39
Titans	C.Okonkwo 8 yd. pass from R.Tannehill (R.Bullock kick)	2-7:40
Colts	M.Alie-Cox 14 yd. pass from M.Ryan (C.McLaughlin kick)	2-2:13
Colts	M.Alie-Cox 7 yd. pass from M.Ryan (C.McLaughlin kick)	3-7:26

Missed FGs: C.McLaughlin 51WL

Attendance: 65,781

Time of Game: 2:49

Weather: 63°, Sunny, Wind NE 7 mph

Referee: Scott Novak



TEAM STATISTICS

	Titans	Colts
TOTAL FIRST DOWNS	19	21
THIRD DOWN EFFICIENCY	5-12-41.7%	7-13-53.8%
FOURTH DOWN EFFICIENCY	0-0-0.0%	0-0-0.0%
TOTAL NET YARDS	243	365
Plays - Avg.	52-4.7	63-5.8
NET YARDS RUSHING	127	38
Rushes - Avg.	28-4.5	23-1.7
NET YARDS PASSING	116	327
Sacks - Yards Lost	3-21	3-29
PASS ATT-COMP-INT	21-17-0	37-27-1
PUNTS - Avg.	4-52.8	2-33.5
Net Punting Average	47.8	33.5
PUNT RETURNS - Yards	0-0	2-20
KICKOFF RETURNS - Yards	4-105	0-0
INTERCEPTIONS - Yards	1-0	0-0
PENALTIES Number and Yards	6-40	7-50
FUMBLES Number and Lost	0-0	3-2
TOUCHDOWNS	3	2
EXTRA POINTS Made-Attempts	3-3	2-2
RED ZONE EFFICIENCY	3-3-100%	2-3-67%
GOAL TO GO EFFICIENCY	1-1-100%	2-3-67%
SAFETIES	0	0
GIVEAWAYS	0	3
TAKEAWAYS	3	0
TIME OF POSSESSION	26:03	33:57

TITANS STARTERS

OFFENSE		DEFENSE	
WR 16	T.Burks	OLB 48	B.Dupree
TE 85	C.Okonkwo	DT 98	J.Simmons
LT 71	D.Daley	NT 93	T.Tart
LG 55	A.Brewer	DL 96	D.Autry
C 60	B.Jones	LB 51	D.Long
RG 64	N.Davis	LB 53	D.Cole
RT 78	N.Petit-Frere	CB 21	R.McCreary
TE 87	G.Swaim	CB 26	K.Fulton
QB 17	R.Tannehill	S 31	K.Byard
FB 44	T.Carter	DB 39	T.Mitchell
RB 22	D.Henry	DB 47	A.Adams

COLTS STARTERS

OFFENSE		DEFENSE	
WR 11	M.Pittman	DE 91	Y.Ngakoue
TE 81	M.Alie-Cox	DT 90	G.Stewart
LT 69	M.Pryor	DE 94	T.Lewis
LG 56	Q.Nelson	DE 51	K.Paye
C 78	R.Kelly	LB 44	Z.Franklin
RG 75	W.Fries	LB 53	S.Leonard
RT 72	B.Smith	LB 45	E.Speed
RB 21	N.Hines	CB 23	K.Moore
WR 14	A.Pierce	CB 5	S.Gilmore
QB 2	M.Ryan	S 25	R.Thomas
RB 28	J.Taylor	S 26	R.McLeod

TITANS INDIVIDUAL STATISTICS

Rushing	Att	Yds	Avg	Lg	TD
D.Henry	22	114	5.2	19	1
R.Tannehill	5	9	1.8	9	0
T.Burks	1	4	4.0	4	0
Total	28	127	4.5	19	1

Passing	Att	Cmp	Yds	TD	Lg	IN	Rt
R.Tannehill	21	17	137	2	23	0	125.6
Total	21	17	137	2	23	0	125.6

Receiving	No	Yds	Avg	Lg	TD
R.Woods	4	30	7.5	10	1
D.Hilliard	4	18	4.5	8	0
C.Okonkwo	3	38	12.7	23	1
D.Henry	3	33	11.0	22	0
T.Burks	2	14	7.0	8	0
A.Hooper	1	4	4.0	4	0
Total	17	137	8.1	23	2

Interceptions	No	Yds	Avg	Lg	TD
T.Tart	1	0	0.0	0	0
Total	1	0	0.0	0	0

Leading Tacklers (Press Box Totals)
 D.Cole 8-5-3; R.McCreary 7-5-2; D.Long 7-4-3

Sacks: D.Autry 2; R.Weaver 1
FF: J.Schobert 1; D.Autry 1; R.Weaver 1
FR: K.Fulton 1; B.Dupree 1

COLTS INDIVIDUAL STATISTICS

Rushing	Att	Yds	Avg	Lg	TD
J.Taylor	20	42	2.1	11	0
N.Hines	1	0	0.0	0	0
M.Ryan	2	-4	-2.0	2	0
Total	23	38	1.7	11	0

Passing	Att	Cmp	Yds	TD	Lg	IN	Rt
M.Ryan	37	27	356	2	44	1	109.7
Total	37	27	356	2	44	1	109.7

Receiving	No	Yds	Avg	Lg	TD
M.Alie-Cox	6	85	14.2	34	2
A.Pierce	4	80	20.0	44	0
K.Granson	4	62	15.5	20	0
P.Campbell	4	43	10.8	20	0
M.Pittman	3	31	10.3	14	0
A.Dulin	2	18	9.0	10	0
N.Hines	2	3	1.5	6	0
J.Woods	1	33	33.0	33	0
J.Taylor	1	1	1.0	1	0
Total	27	356	13.2	44	2

Interceptions No Yds Avg Lg TD
 None

Leading Tacklers (Press Box Totals)
 Z.Franklin 15-8-7; B.Okereke 8-5-3; K.Moore 5-3-2

Sacks: G.Stewart 1; K.Paye 1; D.Odeyingbo 1
FF: None **FR:** None

TITANS-COMMANDERS: GAME SUMMARY



Week 5: Titans 21, Commanders 17
Sunday, Oct. 9, 2022 • 1:00 p.m. ET • FedEx Field



In Week 5 of the 2022 season, the Titans traveled to FedEx Field and beat the Commanders by a score of 21-17. The offense, led by RB **Derrick Henry's** 102 rushing yards and two touchdowns, scored touchdowns on all three of its red zone possessions. The defense stifled Washington, allowing just one third-down conversion on 11 attempts, and LB **David Long Jr.** sealed the victory with a game-winning interception.

Tennessee got on the board in the first quarter with a 52-yard scoring drive. QB **Ryan Tannehill** connected with Henry for a 24-yard pass that provided a first down at the Washington 13-yard line, and on the ensuing play, Tannehill tossed a 13-yard touchdown pass to RB **Dontrell Hilliard**, 7-0 Titans. On Washington's following possession, Commanders QB **Carson Wentz** found Commanders WR **Curtis Samuel** for a 32-yard gain to enter Tennessee territory, but Washington was forced to settle for a 50-yard field goal, 7-3 Titans.

In the second quarter, Washington took the lead on a one-play scoring drive as Wentz tossed a 75-yard touchdown pass to Commanders WR **Dyami Brown** for a 10-7 score. However, Tennessee responded later in the second stanza with an 81-yard scoring drive to take the lead back. Tannehill tossed first-down passes to Hilliard and WR **Robert Woods** to move the chains, as the possession culminated in a one-yard rushing score by Henry. Tennessee took a 14-10 lead heading into halftime.

The third quarter saw two more lead changes as both teams scored touchdowns. First, Wentz guided his team on an 80-yard scoring possession that culminated in a 30-yard touchdown toss to Brown, 17-14 Commanders. Tennessee immediately responded, as Tannehill found WR **Nick Westbrook-Ikhine** for a 61-yard pass that flipped field position and gave the Titans a first down at the 12-yard line. TE **Austin Hooper** contributed a seven-yard catch for a first-and-goal at the two-yard line, as ultimately Henry ran in a one-yard rushing score for a 21-17 Tennessee advantage.

Down by four points and in search of a touchdown in the fourth quarter, Washington began driving at their own 11-yard line and marched their way down to the Tennessee

two-yard line. With nine seconds remaining in regulation, facing a third-and-goal at the two, Wentz's pass was intercepted by Long Jr. to end the threat of a Commanders comeback. The pick sealed a Titans' road victory and gave Tennessee a three-game win streak heading into the Bye Week.

SCORING

	1	2	3	4	Final
Tennessee	7	7	7	0	21
Washington	3	7	7	0	17

TEAM	SCORING PLAY	TIME
Titans	D.Hilliard 13 yd. pass from R.Tannehill (R.Bullock kick)	1-3:58
Commanders	J.Slye 50 yd. Field Goal	1-0:26
Commanders	D.Brown 75 yd. pass from C.Wentz (J.Slye kick)	2-13:56
Titans	D.Henry 1 yd. run (R.Bullock kick)	2-0:17
Commanders	D.Brown 30 yd. pass from C.Wentz (J.Slye kick)	3-4:36
Titans	D.Henry 1 yd. run (R.Bullock kick)	3-1:03

Missed FGs: None
Attendance: 51,836
Time of Game: 3:12
Weather: 61°, Sunny, Wind W 9 mph
Referee: Land Clark



TEAM STATISTICS

	TEN	WAS
TOTAL FIRST DOWNS	15	17
THIRD DOWN EFFICIENCY	4-14-28.6%	1-11-9.1%
FOURTH DOWN EFFICIENCY	1-1-100.0%	1-2-50.0%
TOTAL NET YARDS	241	385
Plays - Avg.	62-3.9	58-6.6
NET YARDS RUSHING	105	43
Rushes - Avg.	32-3.3	17-2.5
NET YARDS PASSING	136	342
Sacks - Yards Lost	5-45	3-17
PASS ATT-COMP-INT	25-15-0	38-25-1
PUNTS - Avg.	8-52.0	6-41.2
Net Punting Average	48.4	41.2
PUNT RETURNS - Yards	1-0	5-29
KICKOFF RETURNS - Yards	0-0	3-46
INTERCEPTIONS - Yards	1-0	0-0
PENALTIES Number and Yards	8-69	9-71
FUMBLES Number and Lost	0-0	3-0
TOUCHDOWNS	3	2
EXTRA POINTS Made-Attempts	3-3	2-2
RED ZONE EFFICIENCY	3-3-100%	0-1-0%
GOAL TO GO EFFICIENCY	2-2-100%	0-1-0%
SAFETIES	0	0
GIVEAWAYS	0	1
TAKEAWAYS	1	0
TIME OF POSSESSION	32:40	27:20

TITANS STARTERS

OFFENSE		DEFENSE	
WR 15	N.Westbrook-Ikhine	NT 93	T.Tart
WR 8	C.Hollister	DT 98	J.Simmons
LT 71	D.Daley	OLB 99	R.Weaver
LG 55	A.Brewer	OLB 96	D.Autry
C 60	B.Jones	ILB 51	D.Long
RG 75	D.Radunz	ILB 53	D.Cole
RT 78	N.Petit-Frere	S 31	K.Byard
TE 87	G.Swaim	CB 21	R.McCreary
WR 2	R.Woods	CB 26	K.Fulton
QB 17	R.Tannehill	S 28	J.Kalu
RB 22	D.Henry	DB 39	T.Mitchell

COMMANDERS STARTERS

OFFENSE		DEFENSE	
WR 89	C.Sims	DE 90	M.Sweat
TE 87	J.Bates	DT 94	D.Payne
LT 72	C.Leno	DT 93	J.Allen
LG 68	A.Norwell	DE 96	J.Smith-Williams
C 60	N.Martin	OLB 52	J.Davis
RG 77	S.Charles	MLB 55	C.Holcomb
RT 78	C.Lucas	CB 29	K.Fuller
WR 17	T.McLaurin	CB 3	W.Jackson
WR 10	C.Samuel	CB 25	B.St-Juste
QB 11	C.Wentz	SS 31	K.Curl
RB 24	A.Gibson	FS 20	B.McCain

TITANS INDIVIDUAL STATISTICS

Rushing	Att	Yds	Avg	Lg	TD
D.Henry	28	102	3.6	15	2
R.Tannehill	3	3	1.0	2	0
D.Hilliard	1	0	0.0	0	0
Total	32	105	3.3	15	2

Passing	Att	Cmp	Yds	TD	Lg	IN	Rt
R.Tannehill	25	15	181	1	61	0	95.6
Total	25	15	181	1	61	0	95.6

Receiving	No	Yds	Avg	Lg	TD
R.Woods	4	37	9.3	13	0
D.Hilliard	4	23	5.8	13	1
N.Westbrook-Ikhine	2	72	36.0	61	0
D.Henry	2	30	15.0	24	0
K.Philips	1	7	7.0	7	0
A.Hooper	1	7	7.0	7	0
G.Swaim	1	5	5.0	5	0
Total	15	181	12.1	61	1

Interceptions	No	Yds	Avg	Lg	TD
D.Long	1	0	0.0	0	0
Total	1	0	0.0	0	0

Leading Tacklers (Press Box Totals)

D.Long 11-6-5; K.Byard 8-6-2; J.Simmons 5-3-2

Sacks: J.Simmons 1.5; D.Autry 1; S.Okuayinonu 0.5

FF: None
FR: None

COMMANDERS INDIVIDUAL STATISTICS

Rushing	Att	Yds	Avg	Lg	TD
B.Robinson	9	22	2.4	6	0
C.Wentz	5	15	3.0	8	0
A.Gibson	3	6	2.0	3	0
Total	17	43	2.5	8	0

Passing	Att	Cmp	Yds	TD	Lg	IN	Rt
C.Wentz	38	25	359	2	75	1	102.9
Total	38	25	359	2	75	1	102.9

Receiving	No	Yds	Avg	Lg	TD
C.Samuel	6	62	10.3	32	0
T.McLaurin	5	76	15.2	34	0
J.McKissic	5	37	7.4	14	0
J.Bates	3	39	13.0	20	0
A.Gibson	3	33	11.0	15	0
D.Brown	2	105	52.5	75	2
C.Sims	1	7	7.0	7	0
Total	25	359	14.4	75	2

Interceptions	No	Yds	Avg	Lg	TD
None					

Leading Tacklers (Press Box Totals)

C.Holcomb 15-11-4; M.Sweat 6-5-1; B.McCain 6-4-2

Sacks: M.Sweat 2; J.Smith-Williams 1; E.Obada 1; D.Payne 0.5; J.Allen 0.5

FF: None **FR:** None

TITANS-COLTS: GAME SUMMARY



Week 7: Titans 19, Colts 10
Sunday, Oct. 23, 2022 • 12:00 p.m. CT • Nissan Stadium



In Week 7 of the 2022 season, the Titans hosted the Colts and won by a score of 19-10, completing a season sweep of Indianapolis and extending Tennessee's season win streak to four games. The Titans defense stifled the Colts, shutting Indianapolis out in the first half of the game, securing three takeaways, and surrendering just 292 total yards.

Tennessee jumped out to a 13-0 lead in the first half and never relinquished it. In the first half, QB **Ryan Tannehill** guided the team on an 11-play scoring drive that saw a 27-yard first-down pass to WR **Cody Hollister**, a 13-yard first down ball to WR **Robert Woods**, and an eight-yard first-down rush by Tannehill. Ultimately, K **Randy Bullock** was able to convert a 27-yard field goal for a 3-0 lead in the first stanza.

In the second quarter, with Indianapolis driving and in Tennessee territory, Colts QB **Matt Ryan** threw an interception to DB **Andrew Adams** who returned the ball for a 76-yard touchdown. The pick six gave the Titans a 10-0 lead.

On the ensuing Indianapolis possession with the Colts again driving and in Tennessee territory, Ryan threw another interception to LB **David Long Jr.**, who returned the ball four yards to give the Titans possession at their own 38-yard line. RB **Derrick Henry** accounted for four carries for 30 yards before Bullock converted his second field goal try, a 28-yarder to make it 13-0 heading into halftime.

Indianapolis got on the board in the third quarter after constructing a 58-yard scoring drive. Ryan connected with Colts WRs **Parris Campbell** and **Michael Pittman Jr.** for first downs, as well as Colts RB **Nyheim Hines** for a first-and-goal at the six-yard line. Ultimately, Ryan connected with Campbell for a four-yard touchdown to make it 13-7, Titans.

However, the Titans responded with a score of their own. The 55-yard scoring drive was aided by TE **Austin Hooper** who had two first-down catches for a total of 37 yards on the possession. The drive culminated in a 38-yard field goal by Bullock, 16-7 Titans.

Later in the fourth stanza, both teams tacked on an additional field goal to boost the

score to 19-10. On the Colts' final possession, with under five minutes remaining in regulation, Ryan connected with Pittman for what would have been a nine-yard first down. However, after an initial ruling of an incomplete pass, the Titans challenged the call and won as the ruling was reversed to award the Titans their third forced turnover of the day. CB **Terrance Mitchell** forced Pittman to fumble the ball, and S **Amani Hooker** recovered it for Tennessee, as the team was then able to run the clock out and secure the win.

SCORING

	1	2	3	4	Final
Indianapolis	0	0	7	3	10
Tennessee	3	10	0	6	19

TEAM	SCORING PLAY	TIME
Titans	R.Bullock 27 yd. Field Goal	1-4:03
Titans	A.Adams 76 yd. interception return (R.Bullock kick)	2-9:25
Titans	R.Bullock 28 yd. Field Goal	2-1:57
Colts	P.Campbell 4 yd. pass from M.Ryan (C.McLaughlin kick)	3-4:07
Titans	R.Bullock 38 yd. Field Goal	4-13:47
Colts	C.McLaughlin 50 yd. Field Goal	4-8:31
Titans	R.Bullock 48 yd. Field Goal	4-4:47

Missed FGs: None

Attendance: 69,459

Time of Game: 2:51

Weather: 74°, Sunny, Wind S 12 mph

Referee: Ronald Torbert



TEAM STATISTICS

	Colts	Titans
TOTAL FIRST DOWNS	17	16
THIRD DOWN EFFICIENCY	4-13-30.8%	5-12-41.7%
FOURTH DOWN EFFICIENCY	1-1-100.0%	0-0-0.0%
TOTAL NET YARDS	292	254
Plays - Avg.	64-4.6	57-4.5
NET YARDS RUSHING	65	138
Rushes - Avg.	17-3.8	35-3.9
NET YARDS PASSING	227	116
Sacks - Yards Lost	3-16	2-16
PASS ATT-COMP-INT	44-33-2	20-13-0
PUNTS - Avg.	5-35.2	3-54.7
Net Punting Average	31.2	39.0
PUNT RETURNS - Yards	3-47	0-0
KICKOFF RETURNS - Yards	3-48	2-45
INTERCEPTIONS - Yards	0-0	2-80
PENALTIES Number and Yards	4-28	2-15
FUMBLES Number and Lost	1-1	1-1
TOUCHDOWNS	1	1
EXTRA POINTS Made-Attempts	1-1	1-1
RED ZONE EFFICIENCY	1-1-100%	0-2-0%
GOAL TO GO EFFICIENCY	1-1-100%	0-0-0%
SAFETIES	0	0
GIVEAWAYS	3	1
TAKEAWAYS	1	3
TIME OF POSSESSION	28:27	31:33

COLTS STARTERS

OFFENSE		DEFENSE	
WR 11	M.Pittman	DE 94	T.Lewis
TE 81	M.Alie-Cox	DT 99	D.Buckner
T 73	D.Kelly	NT 90	G.Stewart
LG 56	Q.Nelson	DE 91	Y.Ngakoue
C 78	R.Kelly	WLB 58	B.Okereke
RG 69	M.Pryor	SAM 44	Z.Franklin
RT 72	B.Smith	CB 34	I.Rodgers
WR 14	A.Pierce	CB 23	K.Moore
WR 1	P.Campbell	S 25	R.Thomas
QB 2	M.Ryan	SS 26	R.McLeod
RB 28	J.Taylor	CB 5	S.Gilmore

TITANS STARTERS

OFFENSE		DEFENSE	
WR 15	N.Westbrook-Ikhine	NT 93	T.Tart
LT 71	D.Daley	DT 98	J.Simmons
LG 55	A.Brewer	DL 96	D.Autry
C 60	B.Jones	OLB 48	B.Dupree
RG 75	D.Radunz	MLB 51	D.Long
RT 78	N.Petit-Frere	ILB 53	D.Cole
TE 85	C.Okonkwo	S 31	K.Byard
WR 2	R.Woods	CB 21	R.McCreary
QB 17	R.Tannehill	CB 26	K.Fulton
RB 22	D.Henry	DB 47	A.Adams
RB 40	D.Hilliard	DB 37	A.Hooker

COLTS INDIVIDUAL STATISTICS

Rushing	Att	Yds	Avg	Lg	TD
J.Taylor	10	58	5.8	14	0
D.Jackson	2	3	1.5	4	0
N.Hines	4	2	0.5	2	0
M.Ryan	1	2	2.0	2	0
Total	17	65	3.8	14	0

Passing	Att	Cmp	Yds	TD	Lg	IN	Rt
M.Ryan	44	33	243	1	20	2	76.2
Total	44	33	243	1	20	2	76.2

Receiving	No	Yds	Avg	Lg	TD
P.Campbell	10	70	7.0	11	1
J.Taylor	7	27	3.9	9	0
M.Pittman	6	58	9.7	14	0
N.Hines	5	41	8.2	14	0
A.Pierce	3	37	12.3	20	0
K.Granson	1	6	6.0	6	0
J.Woods	1	4	4.0	4	0
Total	33	243	7.4	20	1

Interceptions	No	Yds	Avg	Lg	TD
None					

Leading Tacklers (Press Box Totals)

G.Stewart 12-7-5; B.Okereke 10-6-4; Z.Franklin 7-4-3

Sacks: Y.Ngakoue 1; K.Moore 1

FF: None

FR: B.Okereke 1

TITANS INDIVIDUAL STATISTICS

Rushing	Att	Yds	Avg	Lg	TD
D.Henry	30	128	4.3	23	0
R.Tannehill	4	6	1.5	8	0
D.Hilliard	1	4	4.0	4	0
Total	35	138	3.9	23	0

Passing	Att	Cmp	Yds	TD	Lg	IN	Rt
R.Tannehill	20	13	132	0	27	0	83.8
Total	20	13	132	0	27	0	83.8

Receiving	No	Yds	Avg	Lg	TD
A.Hooper	3	56	18.7	23	0
R.Woods	3	26	8.7	13	0
D.Henry	3	10	3.3	9	0
C.Hollister	2	32	16.0	27	0
H.Haskins	1	5	5.0	5	0
M.Kinsey	1	3	3.0	3	0
Total	13	132	10.2	27	0

Interceptions	No	Yds	Avg	Lg	TD
A.Adams	1	76	76.0	76	1
D.Long	1	4	4.0	4	0
Total	2	80	40.0	76	1

Leading Tacklers (Press Box Totals)

A.Hooker 10-9-1; A.Adams 10-6-4; D.Long 8-5-3

Sacks: J.Simmons 1; B.Dupree 1; D.Autry 1

FF: T.Mitchell 1 FR: A.Hooker 1

TITANS-TEXANS: GAME SUMMARY



Week 8: Titans 17, Texans 10
 Sunday, Oct. 30, 2022 • 3:05 p.m. CT • NRG Stadium



In Week 8 of the 2022 season, the Titans traveled to Houston to face the Texans and won by a score of 17-10, securing their fifth consecutive win on the season. Tennessee rushed for 314 yards on 45 attempts, including RB **Derrick Henry's** 219 yards and two touchdowns on 32 carries, notching the second-highest rushing yardage total in franchise history. Henry also broke the franchise's all-time career touchdown record, tying **Eddie George** (74) with his first score in the contest before breaking the record on his second touchdown of the day. It was Henry's 75th career score. Meanwhile, the Tennessee defense stifled the Texans, surrendering just 161 total yards of offense (43 rushing, 118 net passing).

Houston got on the board first in the second quarter. Facing a third-and-10 at the Tennessee 11-yard line, Texans QB **Davis Mills** was sacked by OLB **Bud Dupree** for a loss of 13. Houston was forced to settle for a field goal as Texans K **Ka'imi Fairbairn** converted a 43-yard attempt, 3-0 Houston.

Later in the second quarter, Tennessee took the lead on a three-play scoring drive and never relinquished it. Beginning the drive at the Houston 37-yard line, Henry logged an eight-yard carry before taking a handoff and racing 29 yards into the end zone for a 7-3 advantage.

In the third stanza, Tennessee put together a 65-yard scoring drive that was aided by RB **Dontrell Hilliard's** two carries for 51 yards. Ultimately, Henry found the end zone on a one-yard touchdown, setting the franchise record for career touchdowns (75) and giving the Titans a 14-3 lead.

In the fourth quarter, the Titans added another score as K **Randy Bullock** converted a 29-yard attempt, 17-3. With 21 seconds remaining in regulation, Houston was able to tack on their first touchdown of the day as Mills connected with Texans RB **Dameon Pierce** for a three-yard score, but the Titans were able to preserve the lead and win a road division game by a score of 17-10.

SCORING

	1	2	3	4	Final
Tennessee	0	7	7	3	17
Houston	0	3	0	7	10

TEAM SCORING PLAY

TEAM	SCORING PLAY	TIME
Texans	K.Fairbairn 43 yd. Field Goal	2-10:40
Titans	D.Henry 29 yd. run (R.Bullock kick)	2-4:20
Titans	D.Henry 1 yd. run (R.Bullock kick)	3-6:31
Titans	R.Bullock 29 yd. Field Goal	4-11:08
Texans	D.Pierce 3 yd. pass from D.Mills (K.Fairbairn kick)	4-0:17

Missed FGs: R.Bullock 48WR

Attendance: 68,467

Time of Game: 2:51

Weather: 72°, Sunny, Indoors

Referee: Clay Martin



TEAM STATISTICS

	Titans	Texans
TOTAL FIRST DOWNS	16	10
THIRD DOWN EFFICIENCY	4-12-33.3%	2-14-14.3%
FOURTH DOWN EFFICIENCY	1-1-100.0%	2-2-100.0%
TOTAL NET YARDS	354	161
Plays - Avg.	58-6.1	51-3.2
NET YARDS RUSHING	314	43
Rushes - Avg.	45-7.0	18-2.4
NET YARDS PASSING	40	118
Sacks - Yards Lost	3-15	3-34
PASS ATT-COMP-INT	10-6-1	30-17-1
PUNTS - Avg.	5-48.4	8-46.8
Net Punting Average	40.8	41.8
PUNT RETURNS - Yards	4-40	3-18
KICKOFF RETURNS - Yards	1-17	2-39
INTERCEPTIONS - Yards	1-0	1-33
PENALTIES Number and Yards	6-35	6-45
FUMBLES Number and Lost	1-1	0-0
TOUCHDOWNS	2	1
EXTRA POINTS Made-Attempts	2-2	1-1
RED ZONE EFFICIENCY	1-2-50%	1-2-50%
GOAL TO GO EFFICIENCY	1-1-100%	1-1-100%
SAFETIES	0	0
GIVEAWAYS	2	1
TAKEAWAYS	1	2
TIME OF POSSESSION	34:48	25:12

TITANS STARTERS

OFFENSE			DEFENSE		
WR 8	C.Hollister	DE 95	D.Walker		
LT 71	D.Daley	NT 93	T.Tart		
LG 55	A.Brewer	DT 98	J.Simmons		
C 60	B.Jones	OLB 48	B.Dupree		
RG 64	N.Davis	ILB 51	D.Long		
RT 78	N.Petit-Frere	ILB 41	Z.Cunningham		
WR 2	R.Woods	ILB 53	D.Cole		
TE 87	G.Swaim	CB 21	R.McCreary		
WR 15	N.Westbrook-Ikhine	S 31	K.Byard		
QB 7	M.Willis	S 37	A.Hooker		
RB 22	D.Henry	CB 26	K.Fulton		

TEXANS STARTERS

OFFENSE			DEFENSE		
WR 4	P.Dorsett	DE 92	R.Green		
LT 78	L.Tunsil	DL 93	K.Hinish		
LG 59	K.Green	DE 56	T.Booker		
C 54	S.Quessenberry	DL 55	J.Hughes		
RG 64	J.McCray	LB 48	C.Harris		
RT 71	T.Howard	LB 58	C.Kirksey		
TE 83	O.Howard	CB 21	S.Nelson		
WR 13	B.Cooks	CB 24	D.Stingley		
QB 10	D.Mills	S 36	J.Owens		
FB 34	T.Hairston	S 5	J.Pitre		
RB 31	D.Pierce	DB 25	D.King		

TITANS INDIVIDUAL STATISTICS

Rushing	Att	Yds	Avg	Lg	TD
D.Henry	32	219	6.8	41	2
D.Hilliard	8	83	10.4	30	0
M.Willis	5	12	2.4	6	0
Total	45	314	7.0	41	2

Passing	Att	Cmp	Yds	TD	Lg	IN	Rt
M.Willis	10	6	55	0	16	1	35.4
Total	10	6	55	0	16	1	35.4

Receiving	No	Yds	Avg	Lg	TD
R.Woods	2	26	13.0	16	0
D.Hilliard	1	12	12.0	12	0
D.Henry	1	9	9.0	9	0
A.Hooper	1	5	5.0	5	0
C.Okonkwo	1	3	3.0	3	0
Total	6	55	9.2	16	0

Interceptions	No	Yds	Avg	Lg	TD
K.Fulton	1	0	0.0	0	0
Total	1	0	0.0	0	0

Leading Tacklers (Press Box Totals)
 D.Long 8-6-2; R.McCreary 6-4-2; T.Tart 4-3-1;
 K.Byard 4-3-1; Z.Cunningham 4-1-3

Sacks: B.Dupree 1; J.Simmons 1; D.Walker 1
FF: None
FR: None

TEXANS INDIVIDUAL STATISTICS

Rushing	Att	Yds	Avg	Lg	TD
D.Pierce	15	35	2.3	16	0
D.Mills	3	8	2.7	6	0
Total	18	43	2.4	16	0

Passing	Att	Cmp	Yds	TD	Lg	IN	Rt
D.Mills	29	17	152	1	44	1	69.9
R.Burkhead	1	0	0	0	0	0	39.6
Total	30	17	152	1	44	1	67.6

Receiving	No	Yds	Avg	Lg	TD
B.Cooks	4	73	18.3	44	0
D.Pierce	3	16	5.3	7	1
O.Howard	2	24	12.0	24	0
B.Jordan	2	19	9.5	16	0
T.Hairston	2	7	3.5	5	0
P.Dorsett	1	6	6.0	6	0
J.Akins	1	5	5.0	5	0
R.Burkhead	1	2	2.0	2	0
D.Ogunbowale	1	0	0.0	0	0
Total	17	152	8.9	44	1

Interceptions No Yds Avg Lg TD
 S.Nelson 1 33 33.0 33 0
Total 1 33 33.0 33 0

Leading Tacklers (Press Box Totals)
 C.Harris 7-5-2; E.Murray 6-5-1; J.Pitre 6-5-1;
 C.Kirksey 6-4-2

Sacks: J.Johnson 1; R.Lopez 1; J.Hughes 1
FF: None
FR: None

TITANS-CHIEFS: GAME SUMMARY



Week 9: Titans 17, Chiefs 20 (OT)

Sunday, Nov. 6, 2022 • 7:20 p.m. CT • GEHA Field at Arrowhead Stadium



In Week 9 of the 2022 season, the Titans traveled to Kansas City for a Sunday Night Football matchup with the Chiefs and fell in overtime by a score of 20-17.

Kansas City got on the board first and built a 9-0 lead on two scoring drives. First, on their opening possession, a 15-play drive culminated in Chiefs K **Harrison Butker** kicking a 23-yard field goal to make it 3-0 Kansas City. In the second quarter, Chiefs QB **Patrick Mahomes** engineered a 79-yard scoring drive that included a 23-yard pass to Chiefs TE **Travis Kelce** and a 31-yard completion to Chiefs WR **Justin Watson**. The drive resulted in a six-yard touchdown pass from Mahomes to Chiefs WR **Mecole Hardman**, but the extra point attempt was no good, 9-0 Chiefs.

The Titans then responded in the second quarter, taking the lead on two touchdowns by RB **Derrick Henry**. First, QB **Malik Willis** commanded a 74-yard scoring drive that included a 16-yard first-down pass to TE **Austin Hooper**, a 17-yard rush by Willis, and a 24-yard gain by Henry. Ultimately, facing a third-and-one at the four-yard line, Henry took the direct snap and found the end zone for a rushing score, 9-7 Chiefs.

After forcing Kansas City to punt on the ensuing possession, the Titans doubled up on Henry rushing scores with a five-play possession. First, Henry took the handoff and raced 56 yards for a field-flipping gain that gave Tennessee a first down at the Chiefs' 23-yard line. Willis found Hooper for an 18-yard pass that gave the Titans a first-and-goal at the two-yard line, as the drive culminated in a one-yard rushing touchdown by Henry to make it 14-9 heading into halftime.

On the Chiefs' opening possession of the second half, Mahomes threw an interception to CB **Roger McCreary** who returned the ball four yards to give Tennessee a first down at the Kansas City 34-yard line. The Titans capitalized on the turnover as K **Randy Bullock** converted a 44-yard field goal, 17-9 Titans.

In the fourth quarter with Kansas City trailing by eight points, the Chiefs offense began a game-tying drive at their own seven-yard line. Mahomes rushed for a 20-yard gain in addition to completing first-down passes to four different players to move the chains. Ultimately, Mahomes found the end zone on a 14-yard rushing score to make it 17-15, Titans. Kansas City elected to go for a two-point conversion to tie the game. Mahomes' initial attempt failed as the pass went incomplete, but offsetting penalties gave Kansas

City another try. On the second two-point conversion attempt, Mahomes' pass again went incomplete, but DB **Joshua Kalu** was called for holding on the play as Kansas City was given a third chance. On the Chiefs' third try, Mahomes ran into the end zone for a successful game-tying two-point conversion, 17-17.

With the score still tied as regulation ended, the game headed to overtime. Kansas City won the coin toss and began the extra period with the ball. The Tennessee defense held the Chiefs to a field goal, as Butker converted a go-ahead 28-yarder, 20-17 Chiefs. However, the Titans were unable to construct a scoring drive on their next possession and fell to Kansas City in overtime.

SCORING

	1	2	3	4	OT	Final
Tennessee	0	14	3	0	0	17
Kansas City	3	6	0	8	3	20

TEAM	SCORING PLAY	TIME
Chiefs	H.Butker 23 yd. Field Goal	1-6:47
Chiefs	M.Hardman 7 yd. pass from P.Mahomes (kick failed, wl)	2-14:55
Titans	D.Henry 4 yd. run (R.Bullock kick)	2-10:48
Titans	D.Henry 1 yd. run (R.Bullock kick)	2-5:24
Titans	R.Bullock 44 yd. Field Goal	3-9:58
Chiefs	P.Mahomes 14 yd. run (P.Mahomes run)	4-2:56
Chiefs	H.Butker 28 yd. Field Goal	5-4:04

Missed FGs: H.Butker 47WR

Attendance: 73,475

Time of Game: 3:29

Weather: 58°, W NNW 14 mph

Referee: Clete Blakeman



TEAM STATISTICS

	Titans	Chiefs
TOTAL FIRST DOWNS	9	29
THIRD DOWN EFFICIENCY	1-11-9.1%	8-19-42.1%
FOURTH DOWN EFFICIENCY	0-1-0.0%	2-2-100.0%
TOTAL NET YARDS	229	499
Plays - Avg.	48-4.8	91-5.5
NET YARDS RUSHING	172	77
Rushes - Avg.	29-5.9	19-4.1
NET YARDS PASSING	57	422
Sacks - Yards Lost	3-23	4-24
PASS ATT-COMP-INT	16-5-0	68-43-1
PUNTS - Avg.	8-48.8	6-47.2
Net Punting Average	41.4	42.0
PUNT RETURNS - Yards	2-11	5-59
KICKOFF RETURNS - Yards	4-72	2-39
INTERCEPTIONS - Yards	1-4	0-0
PENALTIES Number and Yards	8-51	10-69
FUMBLES Number and Lost	0-0	0-0
TOUCHDOWNS	2	2
EXTRA POINTS Made-Attempts	2-2	1-2
RED ZONE EFFICIENCY	2-2-100%	2-4-50%
GOAL TO GO EFFICIENCY	1-1-100%	0-1-0%
SAFETIES	0	0
GIVEAWAYS	0	1
TAKEAWAYS	1	0
TIME OF POSSESSION	26:23	41:28

TITANS STARTERS

OFFENSE		DEFENSE	
TE 81	A.Hooper	NT 93	T.Tart
LT 71	D.Daley	DT 98	J.Simmons
LG 55	A.Brewer	OLB 48	B.Dupree
C 60	B.Jones	ILB 51	D.Long
RG 64	N.Davis	ILB 41	Z.Cunningham
RT 78	N.Petit-Frere	OLB 96	D.Autry
TE 87	G.Swaim	DB 28	J.Kalu
TE 85	C.Okonkwo	CB 21	R.McCreary
WR 8	C.Hollister	S 31	K.Byard
QB 7	M.Willis	S 47	A.Adams
RB 22	D.Henry	CB 26	K.Fulton

CHIEFS STARTERS

OFFENSE		DEFENSE	
TE 87	T.Kelce	DE 56	G.Karlaftis
TE 83	N.Gray	DT 91	D.Nnadi
LT 57	O.Brown	DT 95	C.Jones
LG 62	J.Thuney	DE 8	C.Dunlap
C 52	C.Humphrey	LB 32	N.Bolton
RG 65	T.Smith	LB 50	W.Gay
RT 77	A.Wylie	LB 54	L.Chenal
WR 19	K.Toney	CB 38	L.Sneed
WR 9	J.Smith-Schuster	CB 21	T.McDuffie
QB 15	P.Mahomes	S 22	J.Thornhill
RB 10	I.Pacheco	S 20	J.Reid

TITANS INDIVIDUAL STATISTICS

Rushing	Att	Yds	Avg	Lg	TD
D.Henry	17	115	6.8	56	2
M.Willis	8	40	5.0	17	0
D.Hilliard	3	12	4.0	5	0
H.Haskins	1	5	5.0	5	0
Total	29	172	5.9	56	2

Passing	Att	Cmp	Yds	TD	Lg	IN	Rt
M.Willis	16	5	80	0	48	0	49.0
Total	16	5	80	0	48	0	49.0

Receiving	No	Yds	Avg	Lg	TD
A.Hooper	2	34	17.0	18	0
C.Okonkwo	1	48	48.0	48	0
H.Haskins	1	2	2.0	2	0
D.Hilliard	1	-4	-4.0	-4	0
Total	5	80	16.0	48	0

Interceptions	No	Yds	Avg	Lg	TD
R.McCreary	1	4	4.0	0	0
Total	1	4	4.0	0	0

Leading Tacklers (Press Box Totals)

K.Byard 12-6-6; D.Long 10-6-4; J.Kalu 9-3-6

Sacks: D.Autry 2; M.Edwards 1; D.Walker 1

FF: None

FR: None

CHIEFS INDIVIDUAL STATISTICS

Rushing	Att	Yds	Avg	Lg	TD
P.Mahomes	6	63	10.5	20	1
I.Pacheco	5	5	1.0	2	0
C.Edwards-Helaire	4	5	1.3	3	0
J.McKinnon	3	4	1.3	3	0
M.Burton	1	0	0.0	0	0
Total	19	77	4.1	20	1

Passing	Att	Cmp	Yds	TD	Lg	IN	Rt
P.Mahomes	68	43	446	1	33	1	80.9
Total	68	43	446	1	33	1	80.9

Receiving	No	Yds	Avg	Lg	TD
T.Kelce	10	106	10.6	23	0
J.Smith-Schuster	10	88	8.8	17	0
M.Hardman	6	79	13.2	33	1
J.McKinnon	6	40	6.7	16	0
N.Gray	3	45	15.0	27	0
Ju.Watson	2	37	18.5	31	0
K.Toney	2	12	6.0	10	0
C.Edwards-Helaire	1	14	14.0	14	0
M.Valdes-Scantling	1	12	12.0	12	0
M.Burton	1	9	9.0	9	0
I.Pacheco	1	4	4.0	4	0
Total	43	446	10.4	33	1

Interceptions	No	Yds	Avg	Lg	TD
None					

Leading Tacklers (Press Box Totals)

K.Saunders 6-3-3; L.Sneed 5-3-2; W.Gay 5-3-2

Sacks: C.Dunlap 1.5; K.Saunders 1; C.Jones 0.5

FF: None FR: None

TITANS-BRONCOS: GAME SUMMARY



Week 10: Titans 17, Broncos 10
Sunday, Nov. 13, 2022 • 12:00 p.m. CT • Nissan Stadium



In Week 10 of the 2022 season, the Titans hosted the Broncos and won by a score of 17-10. The defense recorded six sacks, the highest total during Head Coach **Mike Vrabel's** tenure, and allowed Denver to convert only four of their 17 third-down attempts (23.5 percent). Tennessee did not allow the Broncos to run a single red zone play.

Denver got on the board first and pulled ahead to a 10-0 lead. First, Broncos QB **Russell Wilson** led his team on an 80-yard scoring drive that resulted in a 66-yard touchdown pass to Broncos WR **Jalen Virgil**, 7-0.

Later in the second quarter, Denver constructed a nine-play scoring drive that included a 17-yard first-down pass from Wilson to Broncos WR **Courtland Sutton**. Ultimately, Denver was forced to settle for a field goal as Broncos K **Brandon McManus** converted a 39-yard attempt for a 10-0 lead.

However, the Titans put together a scoring drive of their own on the ensuing possession. QB **Ryan Tannehill** connected with WRs **Robert Woods** and **Nick Westbrook-Ikhine** for first-down passes and added an 11-yard first-down rush to move the sticks. The drive culminated in a nine-yard touchdown pass from Tannehill to Westbrook-Ikhine to cut Denver's lead to 10-7 heading into halftime.

Tennessee took the lead in the third quarter and never relinquished it. First, a three-play, 80-yard scoring drive saw the Titans pull ahead. RB **Derrick Henry** rushed for two yards, WR **Treyton Burks** caught a 15-yard ball, and then Tannehill hit Westbrook-Ikhine on a flea flicker for a 63-yard touchdown as Tennessee took a 14-10 lead.

In the fourth quarter, the Titans tacked on another score as a 10-play scoring possession culminated in a 35-yard field goal by K **Randy Bullock**, 17-10. The Tennessee defense shut out the Broncos in the second half, allowing the Titans to preserve the lead and seal a win at home.

SCORING

	1	2	3	4	Final
Denver	0	10	0	0	10
Tennessee	0	7	7	3	17

TEAM SCORING PLAY

TEAM	SCORING PLAY	TIME
Broncos	J.Virgil 66 yd. pass from R.Wilson (B.McManus kick)	2-8:21
Broncos	B.McManus 39 yd. Field Goal	2-2:23
Titans	N.Westbrook-Ikhine 9 yd. pass from R.Tannehill (R.Bullock kick)	2-0:12
Titans	N.Westbrook-Ikhine 63 yd. pass from R.Tannehill (R.Bullock kick)	3-5:14
Titans	R.Bullock 35 yd. Field Goal	4-2:59

Missed FGs: None

Attendance: 69,240

Time of Game: 3:20

Weather: 35°, Cloudy, Wind NNE 7 mph

Referee: Scott Novak



TEAM STATISTICS

	Broncos	Titans
TOTAL FIRST DOWNS	18	14
THIRD DOWN EFFICIENCY	4-17-23.5%	6-16-37.5%
FOURTH DOWN EFFICIENCY	2-3-66.7%	0-0-0.0%
TOTAL NET YARDS	313	307
Plays - Avg.	73-4.3	60-5.1
NET YARDS RUSHING	65	63
Rushes - Avg.	25-2.6	23-2.7
NET YARDS PASSING	248	244
Sacks - Yards Lost	6-38	1-11
PASS ATT-COMP-INT	42-21-1	36-19-0
PUNTS - Avg.	9-45.7	8-54.0
Net Punting Average	37.8	47.3
PUNT RETURNS - Yards	3-14	4-51
KICKOFF RETURNS - Yards	2-18	1-17
INTERCEPTIONS - Yards	0-0	1-1
PENALTIES Number and Yards	8-50	9-60
FUMBLES Number and Lost	3-0	2-1
TOUCHDOWNS	1	2
EXTRA POINTS Made-Attempts	1-1	2-2
RED ZONE EFFICIENCY	0-0-0%	1-2-50%
GOAL TO GO EFFICIENCY	0-0-0%	1-1-100%
SAFETIES	0	0
GIVEAWAYS	1	1
TAKEAWAYS	1	1
TIME OF POSSESSION	33:57	26:03

BRONCOS STARTERS

OFFENSE		DEFENSE	
WR 14	C.Sutton	OLB 53	J.Cooper
WR 10	J.Jeudy	DL 99	D.Williams
LT 76	C.Anderson	DL 98	M.Purcell
LG 66	D.Risner	DT 97	Dj.Jones
C 61	G.Glasgow	DE 93	D.Jones
RG 77	Q.Meinerz	ILB 47	J.Jewell
RT 57	B.Turner	ILB 50	J.Griffith
TE 80	G.Dulcich	ILB 49	A.Singleton
WR 15	J.Virgil	LCB 2	P.Surtain
QB 3	R.Wilson	RCB 27	D.Mathis
RB 25	M.Gordon	SS 22	K.Jackson

TITANS STARTERS

OFFENSE		DEFENSE	
WR 2	R.Woods	DE 94	M.Edwards
TE 87	G.Swaim	DE 97	K.Strong
LT 71	D.Daley	NT 93	T.Tart
LG 55	A.Brewer	DL 96	D.Autry
C 60	B.Jones	LB 51	D.Long
RG 64	N.Davis	LB 56	M.Rice
RT 78	N.Petit-Frere	CB 21	R.McCreary
TE 85	C.Okonkwo	S 31	K.Byard
WR 15	N.Westbrook-Ikhine	S 47	A.Adams
QB 17	R.Tannehill	CB 39	T.Mitchell
RB 22	D.Henry	CB 24	E.Molden

BRONCOS INDIVIDUAL STATISTICS

Rushing	Att	Yds	Avg	Lg	TD
L.Murray	9	24	2.7	10	0
M.Gordon	7	24	3.4	11	0
C.Edmonds	2	9	4.5	10	0
R.Wilson	7	8	1.1	9	0
Total	25	65	2.6	11	0

Passing	Att	Cmp	Yds	TD	Lg	IN	Rt
R.Wilson	42	21	286	1	66	1	70.1
Total	42	21	286	1	66	1	70.1

Receiving	No	Yds	Avg	Lg	TD
C.Sutton	6	66	11.0	17	0
K.Hinton	4	62	15.5	35	0
M.Gordon	4	46	11.5	17	0
L.Murray	3	23	7.7	14	0
J.Virgil	1	66	66.0	66	1
E.Saubert	1	12	12.0	12	0
G.Dulcich	1	11	11.0	11	0
C.Edmonds	1	0	0.0	0	0
Total	21	286	13.6	66	1

Interceptions	No	Yds	Avg	Lg	TD
None					

Leading Tacklers (Press Box Totals)

J.Jewell 9-6-3; A.Singleton 7-4-3; K.Jackson 5-4-1

Sacks: J.Martin 1

FF: None

FR: M.Purcell 1

TITANS INDIVIDUAL STATISTICS

Rushing	Att	Yds	Avg	Lg	TD
D.Henry	19	53	2.8	10	0
R.Tannehill	2	12	6.0	11	0
D.Hilliard	1	2	2.0	2	0
M.Willis	1	-4	-4.0	-4	0
Total	23	63	2.7	11	0

Passing	Att	Cmp	Yds	TD	Lg	IN	Rt
R.Tannehill	36	19	255	2	63	0	94.1
Total	36	19	255	2	63	0	94.1

Receiving	No	Yds	Avg	Lg	TD
N.Westbrook-Ikhine	5	119	23.8	63	2
A.Hooper	5	41	8.2	17	0
T.Burks	3	24	8.0	15	0
D.Henry	2	14	7.0	7	0
R.Woods	2	10	5.0	6	0
C.Okonkwo	1	41	41.0	41	0
D.Hilliard	1	6	6.0	6	0
Total	19	255	13.4	63	2

Interceptions	No	Yds	Avg	Lg	TD
T.Mitchell	1	1	1.0	1	0
Total	1	1	1.0	1	0

Leading Tacklers (Press Box Totals)

T.Mitchell 8-7-1; D.Long 8-3-5; A.Adams 7-6-1; M.Rice 7-4-3

Sacks: D.Walker 1.5; R.Weaver 1.5; D.Cole 1; M.Edwards 1; N.Jones 1

FF: R.Weaver 1

FR: None



TENNESSEE TITANS

**MISCELLANEOUS
STATISTICS**

TENNESSEE TITANS RECORD WHEN ...

	2022		2021		2020		2019		2018		2017		2016		2015		2014		2013		10-YR. TOTAL		
	W	L	W	L	W	L	W	L	W	L	W	L	W	L	W	L	W	L	W	L	W	L	Pct.
Overall Record	6	3	12	5	11	5	9	7	9	7	9	7	9	7	3	13	2	14	7	9	77	77	0.500
Home	3	1	7	2	5	3	4	4	6	2	6	2	5	3	1	7	1	7	3	5	41	36	0.532
Away	3	2	5	3	6	2	5	3	3	5	3	5	4	4	2	6	1	7	4	4	36	41	0.468
By Month																							
September	1	2	2	1	3	0	2	2	3	1	2	1	1	2	1	2	1	3	3	1	19	15	0.559
October	4	0	4	1	2	1	2	2	0	3	2	2	3	2	0	3	1	3	0	3	18	20	0.474
November	1	1	2	2	3	2	2	1	2	2	3	1	2	2	1	4	0	4	2	2	18	21	0.462
December	0	0	2	1	2	2	3	2	4	1	2	3	2	1	1	3	0	4	2	3	18	20	0.474
January	0	0	2	0	1	0	0	0	0	0	0	0	1	0	0	1	0	0	0	0	4	1	0.800
vs. AFC	5	2	8	4	8	4	7	5	5	7	8	4	6	6	1	11	2	10	6	6	56	59	0.487
South	3	0	5	1	5	1	3	3	3	3	5	1	2	4	1	5	1	5	2	4	30	27	0.526
East	0	1	2	2	1	0	0	1	2	2	0	1	1	0	0	4	0	1	1	0	7	12	0.368
West	2	1	1	0	1	0	3	1	0	1	0	1	2	2	0	1	1	0	2	2	12	9	0.571
North	0	0	0	1	1	3	1	0	0	1	3	1	1	0	0	1	0	4	1	0	7	11	0.389
vs. NFC	1	1	4	1	3	1	2	2	4	0	1	3	3	1	2	2	0	4	1	3	21	18	0.538
South	0	0	1	0	0	0	2	2	0	0	0	0	0	0	2	2	0	0	0	0	5	4	0.556
East	1	1	0	0	0	0	0	0	4	0	0	0	0	0	0	0	0	4	0	0	5	5	0.500
North	0	0	0	0	3	1	0	0	0	0	0	0	3	1	0	0	0	0	0	0	6	2	0.750
West	0	0	3	1	0	0	0	0	0	0	1	3	0	0	0	0	0	0	1	3	5	7	0.417
Playing Conditions																							
On grass	4	2	8	3	8	4	6	7	7	4	8	6	8	5	2	9	2	11	6	7	59	58	0.504
On synthetic grass	2	1	4	2	3	1	3	0	2	3	1	1	1	2	1	4	0	3	1	2	18	19	0.486
Outdoors	5	3	11	5	9	5	7	7	9	5	9	6	8	5	2	11	2	14	6	7	68	68	0.500
Indoors	1	0	1	0	2	0	2	0	0	2	0	1	1	2	1	2	0	0	1	2	9	9	0.500
Day	6	1	9	5	9	3	9	6	7	5	8	6	8	7	3	12	2	12	7	8	68	65	0.511
Night	0	2	3	0	2	2	0	1	2	2	1	1	1	0	0	1	0	2	0	1	9	12	0.429
Temp. 85 or higher	0	0	0	0	0	0	0	1	1	1	1	1	1	1	0	0	0	0	0	0	3	4	0.429
Temp. 32 or lower	0	0	0	0	0	1	0	0	0	0	1	0	1	0	0	0	0	1	0	1	2	3	0.400
In white jerseys	3	2	4	3	7	1	4	5	5	4	2	4	3	6	1	6	2	13	5	3	36	47	0.434
In navy jerseys	1	1	5	2	3	2	3	1	3	2	6	1	4	1	2	6	0	1	0	2	27	19	0.587
In light blue jerseys	2	0	3	0	1	2	2	1	1	1	1	2	2	0	0	1	0	0	2	4	14	11	0.560
Following a win	4	1	8	3	6	4	4	4	6	3	5	3	3	5	0	3	0	2	2	4	38	32	0.543
Following a loss	2	1	4	1	4	1	4	3	3	3	4	3	6	1	2	10	1	12	4	5	34	40	0.459
Win coin toss	2	3	7	2	2	3	6	3	4	0	4	4	6	5	2	5	2	10	4	3	39	38	0.506
Lose coin toss	4	0	5	3	9	2	3	4	5	7	5	3	3	2	1	8	0	4	3	6	38	39	0.494
Titans score on 1st drive	2	2	2	1	7	1	3	0	5	3	5	1	3	2	1	3	0	2	4	4	32	19	0.627
Opp. scores on 1st drive	1	2	3	3	1	4	6	2	3	4	3	4	2	6	1	6	1	6	3	4	24	41	0.369
Titans score first	4	1	7	2	10	1	3	1	6	3	7	1	6	3	2	5	0	5	3	4	48	26	0.649
Opponent scores first	2	2	5	3	1	4	6	6	3	4	2	6	3	4	1	8	2	9	4	5	29	51	0.363
Lead after 1 quarter	4	1	6	2	7	1	2	1	7	2	5	0	6	1	2	2	0	5	2	4	41	19	0.683
Tied after 1 quarter	2	1	2	0	2	0	5	3	0	0	3	2	1	0	0	3	1	1	1	1	17	11	0.607
Trail after 1 quarter	0	1	4	3	2	4	2	3	2	5	1	5	2	6	1	8	1	8	4	4	19	47	0.288
Lead at half	5	2	8	2	8	1	5	1	4	0	6	1	7	1	2	2	2	5	2	4	49	19	0.721
Tied at half	0	0	0	0	1	0	3	0	2	0	1	1	0	0	0	1	0	1	2	1	9	4	0.692
Trail at half	1	1	4	3	2	4	1	6	3	7	2	5	2	6	1	10	0	8	3	4	19	54	0.260

	2022		2021		2020		2019		2018		2017		2016		2015		2014		2013		10-YR. TOTAL		
	W	L	W	L	W	L	W	L	W	L	W	L	W	L	W	L	W	L	W	L	W	L	Pct.
Lead after 3 quarters	6	2	8	1	8	0	5	1	6	0	6	1	7	0	2	3	2	3	4	0	54	11	0.831
Tied after 3 quarters	0	0	1	0	1	0	2	1	0	0	1	2	0	0	0	0	0	0	1	1	6	4	0.600
Trail after 3 quarters	0	1	3	4	2	5	2	5	3	7	2	4	2	7	1	10	0	11	2	8	17	62	0.215
Outcome 7 points or less	5	2	6	2	7	2	3	3	4	3	6	4	6	3	2	6	1	4	6	5	46	34	0.575
Outcome 3 points or less	1	2	6	1	4	1	2	2	3	2	2	1	4	0	1	4	1	3	1	3	25	19	0.568
In Overtime	0	1	2	1	2	0	0	0	1	0	1	0	0	0	1	0	0	0	0	2	7	4	0.636
Score 20 or more points	3	1	12	1	10	3	9	3	7	1	7	2	6	3	3	3	1	4	5	5	63	26	0.708
Allow 20 or fewer points	5	1	7	1	4	0	6	4	7	2	7	2	5	1	1	4	2	2	6	1	50	18	0.735
Outgain opponent	1	0	7	3	7	1	4	4	6	1	5	1	5	3	3	4	1	3	5	4	44	24	0.647
Even yardage	0	0	0	0	0	0	0	0	0	0	0	0	0	0	0	0	0	0	1	0	1	0	0.000
Out-rush opponent	5	1	9	4	9	2	8	3	5	1	8	1	8	4	3	4	1	2	6	2	62	24	0.721
Out-pass opponent	0	1	3	1	4	1	2	3	3	2	2	3	2	3	2	5	1	6	3	5	22	30	0.423
+ Turnover Margin	3	2	8	1	7	1	5	3	4	1	4	0	5	2	2	1	2	1	5	1	45	13	0.776
Even turnover margin	2	0	2	0	3	1	3	0	5	0	4	3	2	1	0	5	0	3	2	1	23	14	0.622
- Turnover margin	1	1	2	4	1	3	1	4	0	6	1	4	2	4	1	7	0	10	0	7	9	50	0.153
Titans 300+ yards	3	1	8	4	10	2	7	4	6	3	5	4	7	6	3	3	1	9	6	5	56	41	0.577
Titans -300 yards	3	2	4	1	1	3	2	3	3	4	4	3	2	1	0	10	1	5	1	4	21	36	0.368
Titans 30+ rushes	3	0	8	3	10	1	5	0	6	1	6	0	5	1	2	1	1	1	5	2	51	10	0.836
Titans -30 rushes	3	3	4	2	1	4	4	7	3	6	3	7	4	6	1	12	1	13	2	7	26	67	0.280
Time of poss. 30:00 +	3	1	9	4	7	0	1	2	6	2	6	1	7	4	3	6	1	4	6	4	49	28	0.636
Time of poss. - 30:00	3	2	3	1	4	5	8	5	3	5	3	6	2	3	0	7	1	10	1	5	28	49	0.364
Have 100-yard rusher	4	1	5	3	8	2	6	0	2	0	3	0	3	2	1	0	0	0	2	0	34	8	0.810
(D. Foreman)	-	-	1	2	0	0	-	-	-	-	-	-	-	-	-	-	-	-	-	-	1	2	0.333
(D. Henry)	4	1	4	1	8	2	6	0	2	0	2	0	0	0	-	-	-	-	-	-	26	4	0.867
(D. Hilliard)	0	0	0	1	-	-	-	-	-	-	-	-	-	-	-	-	-	-	-	-	0	1	0.000
(C. Johnson)	-	-	-	-	-	-	-	-	-	-	-	-	-	-	-	-	-	-	2	0	2	0	1.000
(M. Mariota)	-	-	-	-	-	0	0	0	0	0	0	0	0	0	1	0	-	-	-	-	1	0	1.000
(D. Murray)	-	-	-	-	-	-	-	-	-	1	0	3	2	-	-	-	-	-	-	-	4	2	0.667
Have 100-yard receiver	1	0	5	1	8	3	4	1	3	1	0	1	4	1	2	2	0	4	4	2	31	16	0.660
(A. Brown)	-	-	3	0	3	1	4	1	-	-	-	-	-	-	-	-	-	-	-	-	10	2	0.833
(C. Davis)	-	-	-	-	3	2	0	0	2	0	0	0	-	-	-	-	-	-	-	-	5	2	0.714
(A. Firkser)	-	-	0	0	1	0	0	0	0	0	-	-	-	-	-	-	-	-	-	-	1	0	1.000
(D. Green-Beckham)	-	-	-	-	-	-	-	-	-	-	-	-	-	-	1	1	-	-	-	-	1	1	0.500
(J. Hunter)	-	-	-	-	-	-	-	-	-	-	-	-	-	-	0	0	0	0	1	1	1	1	0.500
(M. Johnson)	-	-	1	0	-	-	-	-	-	-	-	-	-	-	-	-	-	-	-	-	1	0	1.000
(J. Jones)	-	-	1	0	-	-	-	-	-	-	-	-	-	-	-	-	-	-	-	-	1	0	1.000
(R. Matthews)	-	-	-	-	-	-	0	0	0	0	1	2	1	-	-	-	-	-	-	-	2	2	0.500
(K. Raymond)	-	-	-	-	1	0	0	0	-	-	-	-	-	-	-	-	-	-	-	-	1	0	1.000
(T. Sharpe)	-	-	-	-	-	0	0	0	1	0	0	0	0	-	-	-	-	-	-	-	0	1	0.000
(T. Taylor)	-	-	-	-	-	-	-	1	0	0	0	-	-	-	-	-	-	-	-	-	1	0	1.000
(D. Walker)	-	-	-	-	-	0	0	0	0	0	0	1	0	0	1	0	2	0	0	1	3	0.250	
(N. Washington)	-	-	-	-	-	-	-	-	-	-	-	-	-	-	-	-	0	1	3	0	3	1	0.750
(N. Westbrook-Ikhine)	1	0	0	1	0	0	-	-	-	-	-	-	-	-	-	-	-	-	-	-	1	1	0.500
(K. Wright)	-	-	-	-	-	-	-	-	-	-	-	1	0	1	0	0	1	1	1	1	3	2	0.600
Have 300-yard passer	0	0	1	1	2	1	2	2	1	1	1	1	0	1	1	1	0	1	1	2	9	11	0.450
(R. Fitzpatrick)	-	-	-	-	-	-	-	-	-	-	-	-	-	-	-	-	-	-	1	1	1	1	0.500
(J. Locker)	-	-	-	-	-	-	-	-	-	-	-	-	-	-	-	0	0	0	1	0	0	1	0.000
(M. Mariota)	-	-	-	-	-	0	1	1	1	1	1	0	1	1	1	-	-	-	-	-	3	5	0.375
(R. Tannehill)	0	0	1	1	2	1	2	1	-	-	-	-	-	-	-	-	-	-	-	-	5	3	0.625
(Z. Mettenberger)	-	-	-	-	-	-	-	-	-	-	-	-	-	0	0	0	1	-	-	-	0	1	0.000
Oppon. 100-yard rusher	0	1	1	0	2	1	0	2	1	2	0	1	0	1	0	3	0	7	1	1	5	19	0.208
Oppon. 100-yard receiver	2	2	3	1	5	2	5	3	3	3	2	4	5	4	2	5	1	6	0	3	28	33	0.459
Oppon. 300-yard passer	3	2	4	1	4	2	5	0	2	1	2	2	5	2	2	1	1	3	0	1	28	15	0.651

2022 TENNESSEE TITANS SUPERLATIVES

TITANS

LONGEST RUN FROM SCRIMMAGE:	56	by Derrick Henry at Kansas City, 11/6
LONGEST PASS COMPLETION:	63t	by Ryan Tannehill to Nick Westbrook-Ikhine vs. Denver, 11/13
LONGEST PUNT RETURN:	46	by Kyle Philips vs. N.Y. Giants, 9/11
LONGEST KICKOFF RETURN:	37	by Hassan Haskins at Indianapolis, 10/2
LONGEST INTERCEPTION RETURN:	76t	by Andrew Adams vs. Indianapolis, 10/23
LONGEST PUNT:	74	by Ryan Stonehouse vs. Denver, 11/13
LONGEST FIELD GOAL:	48	Twice, last by Randy Bullock vs. Indianapolis, 10/23
MOST RUSHING ATTEMPTS:	32	by Derrick Henry at Houston, 10/30
MOST YARDS RUSHING:	219	by Derrick Henry at Houston, 10/30
MOST PASSES ATTEMPTED:	36	by Ryan Tannehill vs. Denver, 11/13
MOST YARDS PASSING:	266	by Ryan Tannehill vs. N.Y. Giants, 9/11
MOST PASSES CAUGHT:	6	by Kyle Philips vs. N.Y. Giants, 9/11
MOST YARDS ON RECEPTIONS:	119	by Nick Westbrook-Ikhine vs. Denver, 11/13
MOST TOUCHDOWN PASSES:	2	Three times, last by Ryan Tannehill vs. Denver, 11/13
MOST INTERCEPTIONS THROWN:	2	by Ryan Tannehill at Buffalo, 9/19
MOST RUSHING TOUCHDOWNS:	2	Three times, last by Derrick Henry at Kansas City, 11/6
MOST TOUCHDOWN RECEPTIONS:	2	Twice, last by Nick Westbrook-Ikhine vs. Denver, 11/13

OPPONENTS

LONGEST RUN FROM SCRIMMAGE:	68	by Saquon Barkley vs. N.Y. Giants, 9/11
LONGEST PASS COMPLETION:	75t	by Carson Wentz to Dyami Brown at Washington, 10/9
LONGEST PUNT RETURN:	24	by Nyheim Hines vs. Indianapolis, 10/23
LONGEST KICKOFF RETURN:	26	by Isiah Pacheco at Kansas City, 11/6
LONGEST INTERCEPTION RETURN:	43t	by Matt Milano at Buffalo, 9/19
LONGEST PUNT:	69	by Jamie Gillan vs. N.Y. Giants, 9/11
LONGEST FIELD GOAL:	50	Twice, last by Chase McLaughlin vs. Indianapolis, 10/23
MOST RUSHING ATTEMPTS:	20	by Jonathan Taylor at Indianapolis, 10/2
MOST YARDS RUSHING:	164	by Saquon Barkley vs. N.Y. Giants, 9/11
MOST PASSES ATTEMPTED:	68	by Patrick Mahomes at Kansas City, 11/6
MOST YARDS PASSING:	446	by Patrick Mahomes at Kansas City, 11/6
MOST PASSES CAUGHT:	12	by Stefon Diggs at Buffalo, 9/19
MOST YARDS ON RECEPTIONS:	158	by Mack Hollins vs. Las Vegas, 9/25
MOST TOUCHDOWN PASSES:	4	by Josh Allen at Buffalo, 9/19
MOST INTERCEPTIONS THROWN:	2	by Matt Ryan vs. Indianapolis, 10/23
MOST RUSHING TOUCHDOWNS:	1	Twice, last by Patrick Mahomes at Kansas City, 11/6
MOST TOUCHDOWN RECEPTIONS:	3	by Stefon Diggs at Buffalo, 9/19

TITANS HIGHS AND LOWS

	<u>HIGH</u>		<u>LOW</u>	
POINTS:	24	Twice, last at Indianapolis, 10/2	7	at Buffalo, 9/19
FIRST DOWNS:	19	Three times, last at Ind., 10/2	9	at Kansas City, 11/6
NET RUSHING YARDS:	314	at Houston, 10/30	63	vs. Denver, 11/13
NET PASSING YARDS:	266	vs. N.Y. Giants, 9/11	40	at Houston, 10/30
TOTAL OFFENSE:	361	vs. Las Vegas, 9/25	187	at Buffalo, 9/19
TOTAL PLAYS:	62	at Washington, 10/9	48	at Kansas City, 11/6
RUSHING ATTEMPTS:	45	at Houston, 10/30	23	vs. Denver, 11/13
PASSING ATTEMPTS:	36	vs. Denver, 11/13	10	at Houston, 10/30
PASSES COMPLETED:	20	vs. N.Y. Giants, 9/11	5	at Kansas City, 11/6
PASSES HAD INT.:	2	at Buffalo, 9/19	0	Six times, last vs. Denver, 11/13
FUMBLES LOST:	2	at Buffalo, 9/19	0	Four times, last at Kansas City, 11/6
NUMBER OF PENALTIES:	9	Twice, last vs. Denver, 11/13	2	vs. Indianapolis, 10/23
YARDS PENALIZED:	87	at Buffalo, 9/19	15	vs. Indianapolis, 10/23
TIME OF POSSESSION:	34:48	at Houston, 10/30	26:03	Twice, last vs. Denver, 11/13

OPPONENTS HIGHS AND LOWS

	<u>HIGH</u>		<u>LOW</u>	
POINTS:	41	at Buffalo, 9/19	10	Three times, last vs. Denver, 11/13
FIRST DOWNS:	29	at Kansas City, 11/6	10	at Houston, 10/30
NET RUSHING YARDS:	238	vs. N.Y. Giants, 9/11	38	at Indianapolis, 10/2
NET PASSING YARDS:	422	at Kansas City, 11/6	118	at Houston, 10/30
TOTAL OFFENSE:	499	at Kansas City, 11/6	161	at Houston, 10/30
TOTAL PLAYS:	91	at Kansas City, 11/6	51	at Houston, 10/30
RUSHING ATTEMPTS:	32	vs. N.Y. Giants, 9/11	17	Twice, last vs. Indianapolis, 10/23
PASSING ATTEMPTS:	68	at Kansas City, 11/6	21	vs. N.Y. Giants, 9/11
PASSES COMPLETED:	43	at Kansas City, 11/6	17	Twice, last at Houston, 10/30
PASSES HAD INT.:	2	vs. Indianapolis, 10/23	0	at Buffalo, 9/19
FUMBLES LOST:	2	at Indianapolis, 10/2	0	Six times, last vs. Denver, 11/13
NUMBER OF PENALTIES:	10	at Kansas City, 11/6	4	vs. Indianapolis, 10/23
YARDS PENALIZED:	71	at Washington, 10/9	28	vs. Indianapolis, 10/23
TIME OF POSSESSION:	41:28	at Kansas City, 11/6	25:12	at Houston, 10/30

LONGEST 2022 SCORING DRIVES

Most Plays:	Titans	15	at Washington, 10/9, 81 yards, 6:57, TD
	Opponent	15	at Kansas City, 11/6, 69 yards, 8:13, FG
Most Yards:	Titans	81	at Washington, 10/9, 15 plays, 6:57, TD
			at Houston, 10/30, 12 plays, 7:16, FG
	Opponent	93	at Kansas City, 11/6, 13 plays, 6:58, TD
Most Time:	Titans	7:38	vs. Las Vegas, 9/25, 12 plays, 75 yards, TD
	Opponent	8:13	at Kansas City, 11/6, 15 plays, 69 yards, FG

TURNOVER ANALYSIS

PLUS-MINUS TURNOVER RATIO

	<u>Takeaways</u>	<u>Turnovers</u>	<u>Ratio</u>
1 st Half	6	2	+4
1 st quarter	2	1	+1
2 nd quarter	4	1	+3
2 nd Half	7	8	-1
3 rd quarter	1	4	-3
4 th quarter	6	4	+2
Overtime	0	0	0
Totals	13	10	+3

GAME-BY-GAME TURNOVER RATIO

<u>Date</u>	<u>Opponent</u>	<u>Takeaways</u>	<u>Turnovers</u>	<u>Ratio</u>	<u>Result</u>
9/11	vs. N.Y. Giants	2	1	+1	L
9/19	at Buffalo	0	4	-4	L
9/25	vs. Las Vegas	1	1	0	W
10/2	at Indianapolis	3	0	+3	W
10/9	at Washington	1	0	+1	W
10/23	vs. Indianapolis	3	1	+2	W
10/30	at Houston	1	2	-1	W
11/6	at Kansas City	1	0	+1	L
11/13	vs. Denver	1	1	0	W

FUMBLES

<u>Player</u>	<u>Fumbles</u>	<u>Lost</u>
Kyle Philips	2	2
Malik Willis	2	2
Ryan Tannehill	2	1
Robert Woods	1	1
C.J. Board	1	0
Derrick Henry	1	0
Amani Hooker	1	0
TOTALS	10	6
OPPONENTS	13	4

BIG PLAYS (30 OR MORE YARDS FROM SCRIMMAGE)

TITANS BIG PLAYS

1. 31 -yard pass from Ryan Tannehill to Dontrell Hilliard vs. N.Y. Giants, 9/11
2. 41 -yard pass from Ryan Tannehill to Robert Woods vs. Las Vegas, 9/25
3. 30 -yard pass from Ryan Tannehill to Dontrell Hilliard vs. Las Vegas, 9/25
4. 61 -yard pass from Ryan Tannehill to Nick Westbrook-Ikhine at Washington, 10/9
5. 41 -yard run by Derrick Henry at Houston, 10/30
6. 30 -yard run by Dontrell Hilliard at Houston, 10/30
7. 48 -yard pass from Malik Willis to Chig Okonkwo at Kansas City, 11/6
8. 56 -yard run by Derrick Henry at Kansas City, 11/6
9. 63 -yard touchdown pass from Ryan Tannehill to Nick Westbrook-Ikhine vs. Denver, 11/13
10. 41 -yard pass from Ryan Tannehill to Chig Okonkwo vs. Denver, 11/13

OPPONENTS BIG PLAYS

1. 68 -yard run by Saquon Barkley vs. N.Y. Giants, 9/11
2. 65 -yard touchdown pass from Daniel Jones to Sterling Shepard vs. N.Y. Giants, 9/11
3. 33 -yard run by Saquon Barkley vs. N.Y. Giants, 9/11
4. 39 -yard pass from Josh Allen to Jake Kumerow at Buffalo, 9/19
5. 46 -yard touchdown pass from Josh Allen to Stefon Diggs at Buffalo, 9/19
6. 33 -yard run by James Cook at Buffalo, 9/19
7. 60 -yard pass from Derek Carr to Mack Hollins vs. Las Vegas, 9/25
8. 48 -yard pass from Derek Carr to Mack Hollins vs. Las Vegas, 9/25
9. 33 -yard pass from Matt Ryan to Jelani Woods at Indianapolis, 10/2
10. 34 -yard pass from Matt Ryan to Mo Alie-Cox at Indianapolis, 10/2
11. 44 -yard pass from Matt Ryan to Alec Pierce at Indianapolis, 10/2
12. 32 -yard pass from Carson Wentz to Curtis Samuel at Washington, 10/9
13. 75 -yard touchdown pass from Carson Wentz to Dyami Brown at Washington, 10/9
14. 34 -yard pass from Carson Wentz to Terry McLaurin at Washington, 10/9
15. 30 -yard touchdown pass from Carson Wentz to Dyami Brown at Washington, 10/9
16. 44 -yard pass from Davis Mills to Brandin Cooks at Houston, 10/30
17. 31 -yard pass from Patrick Mahomes to Justin Watson at Kansas City, 11/6
18. 33 -yard pass from Patrick Mahomes to Mecole Hardman at Kansas City, 11/6
19. 35 -yard pass from Russell Wilson to Kendall Hinton vs. Denver, 11/13
20. 66 -yard touchdown pass from Russell Wilson to Jalen Virgil vs. Denver, 11/13

INACTIVE PLAYERS

Date	Opponent	Inactive Players
9/11	vs. N.Y. Giants	Chestnut, Johnson Jr., Ja. Jones, N. Jones, Tuszka
9/19	at Buffalo	Chestnut, Fulton, Hilliard, Ja. Jones, Tuszka
9/25	vs. Las Vegas	Adams, Adeniyi, Amadi, Chestnut, Dupree, Philips
10/2	at Indianapolis	Adeniyi, Amadi, Clark, Cunningham, Hooker, T. Jackson, Ray
10/9	at Washington	Adeniyi, Amadi, Cunningham, Davis, Dupree, Hooker, J. Jones
10/23	vs. Indianapolis	Amadi, Carter, Cunningham, Davis, J. Jones, Okuayinonu, Philips
10/30	at Houston	Amadi, Carter, N. Jones, Kalu, Roos, Tannehill, Weaver
11/6	at Kansas City	Carter, Hooker, Okuayinonu, Roos, Strong, Tannehill
11/13	vs. Denver	Conley, Dupree, Fulton, Hooker, Roos, Simmons

DRIVE ENGINEERING TITANS

QB	Game	Drives Started	Drives Ended By . . .									Points Yield	Points/ Drive	Drive Eff.
			TD	FG	FGA	PNT	DWN	TRN	SAF	GM	HLF			
Tannehill	9/11 NYG	11	2	2	3	6	0	0	0	0	0	20	1.8	36.4%
	9/19 at BUF	8	1	0	0	4	0	2	0	0	1	7	0.9	12.5%
	9/25 LV	10	3	1	1	3	1	1	0	1	0	24	2.4	40.0%
	10/2 at IND	10	3	1	1	4	0	0	0	1	1	24	2.4	40.0%
	10/9 at WAS	12	3	0	0	8	0	0	0	1	0	21	1.8	25.0%
	10/23 IND	10	0	4	4	3	0	1	0	1	1	12	1.2	40.0%
	10/30 at HOU	-	-	-	-	-	-	-	-	-	-	-	-	-
	11/6 at KC	-	-	-	-	-	-	-	-	-	-	-	-	-
	11/13 DEN	13	2	1	1	8	0	1	0	1	0	17	1.3	23.1%
	11/17 at GB												-	-
11/27 CIN												-	-	
12/4 at PHI												-	-	
12/11 JAX												-	-	
12/18 at LAC												-	-	
12/24 HOU												-	-	
12/29 DAL												-	-	
1/8 at JAX												-	-	
TANNEHILL TOTALS		74	14	9	10	36	1	5	0	5	3	125	1.7	31.1%
Willis	9/19 at BUF	3	0	0	0	2	0	1	0	0	0	0	0.0	0.0%
	10/30 at HOU	11	2	1	2	5	0	1	0	1	0	17	1.5	27.3%
	11/6 at KC	13	2	1	1	8	1	0	0	0	1	17	1.3	23.1%
WILLIS TOTALS		27	4	2	3	15	1	2	0	1	1	34	1.3	22.2%
TEAM TOTALS		101	18	11	13	51	2	7	0	6	4	159	1.6	28.7%

OPPONENTS

QB	Game	Drives Started	Drives Ended By . . .									Points Yield	Points/ Drive	Drive Eff.
			TD	FG	FGA	PNT	DWN	TRN	SAF	GM	HLF			
Jones	9/11 NYG	12	3	0	0	6	0	2	0	0	1	21	1.8	25.0%
Allen/Keenum	9/19 at BUF	11	4	2	2	3	1	0	0	1	0	34	3.1	54.5%
	Carr	9/25 LV	9	2	3	3	3	0	1	0	0	22	2.4	55.6%
Ryan	10/2 at IND	9	2	1	2	2	0	3	0	0	0	17	1.9	33.3%
Wentz	10/9 at WAS	12	2	1	1	6	1	1	0	0	1	17	1.4	25.0%
Ryan	10/23 IND	10	1	1	1	5	0	3	0	0	0	10	1.0	20.0%
Mills	10/30 at HOU	12	1	1	1	8	0	1	0	0	1	10	0.8	16.7%
Mahomes	11/6 at KC	13	2	2	3	6	0	1	0	0	1	20	1.5	30.8%
Wilson	11/13 DEN	13	1	1	1	9	0	1	0	0	1	10	0.8	15.4%
	11/17 at GB												-	-
	11/27 CIN												-	-
	12/4 at PHI												-	-
12/11 JAX												-	-	
12/18 at LAC												-	-	
12/24 HOU												-	-	
12/29 DAL												-	-	
1/8 at JAX												-	-	
OPPONENTS TOTALS		101	18	12	14	48	2	13	0	1	5	161	1.6	29.7%

THIRD DOWN EFFICIENCY

TITANS

		THIRD DOWN AND ...																						
Game		1		2		3		4		5		6		7		8		9		10+		TOTAL		PCT.
		Made	Att.	Made	Att.	Made	Att.	Made	Att.	Made	Att.	Made	Att.	Made	Att.	Made	Att.	Made	Att.	Made	Att.	Made	Att.	
9/11	NYG	0	2	0	1	1	2	0	2	1	2	0	0	0	0	1	2	0	0	0	0	3	11	27.3
9/19 at	BUF	1	3	1	2	0	0	1	1	0	0	0	0	0	1	0	0	0	0	1	5	4	12	33.3
9/25	LV	1	2	0	0	1	1	0	0	0	0	0	1	0	0	1	1	1	2	1	3	5	10	50.0
10/2 at	IND	1	2	1	1	1	1	1	1	0	1	1	1	0	2	0	1	0	0	0	2	5	12	41.7
10/9 at	WAS	2	2	0	1	0	0	0	0	1	2	0	3	1	2	0	2	0	0	0	2	4	14	28.6
10/23	IND	1	1	0	0	0	1	1	1	0	0	1	2	1	2	0	1	0	2	1	2	5	12	41.7
10/30 at	HOU	0	0	2	3	0	0	0	0	0	2	1	1	0	1	0	1	1	2	0	2	4	12	33.3
11/6 at	KC	1	1	0	0	0	0	0	1	0	1	0	0	0	0	0	2	0	2	0	4	1	11	9.1
11/13	DEN	1	1	0	2	1	3	1	2	1	1	0	0	0	4	0	0	1	1	1	2	6	16	37.5
11/17 at	GB																							
11/27	CIN																							
12/4 at	PHI																							
12/11	JAX																							
12/18 at	LAC																							
12/24	HOU																							
12/29	DAL																							
1/8 at	JAX																							
TOTALS		8	14	4	10	4	8	4	8	3	9	3	8	2	12	2	10	3	9	4	22	37	110	33.6

	Made	Att.	Pct.
Titans third down and 1 - 4:	20	40	50.0
Titans third down and 5 - 9:	13	48	27.1
Titans third down and 10+ :	4	22	18.2

OPPONENTS

		THIRD DOWN AND ...																						
Game		1		2		3		4		5		6		7		8		9		10+		TOTAL		PCT.
		Made	Att.	Made	Att.	Made	Att.	Made	Att.	Made	Att.	Made	Att.	Made	Att.	Made	Att.	Made	Att.	Made	Att.	Made	Att.	
9/11	NYG	0	0	0	0	0	3	1	1	1	2	0	0	0	1	0	0	0	0	0	3	2	10	20.0
9/19 at	BUF	0	3	1	1	1	1	0	0	0	1	0	1	0	1	1	2	2	3	0	0	5	13	38.5
9/25	LV	0	0	0	1	0	2	0	2	0	0	0	0	0	1	0	0	0	2	1	4	1	12	8.3
10/2 at	IND	0	1	2	2	1	1	2	3	0	0	0	0	0	0	1	1	1	1	1	4	7	13	53.8
10/9 at	WAS	0	1	0	1	0	0	0	3	1	1	0	0	0	0	0	1	0	1	0	3	1	11	9.1
10/23	IND	1	1	1	1	0	4	1	1	1	3	0	0	0	0	0	0	0	0	0	3	4	13	30.8
10/30 at	HOU	1	2	0	0	0	1	0	0	0	2	0	0	0	0	0	1	1	1	0	7	2	14	14.3
11/6 at	KC	2	5	1	1	0	0	0	0	1	1	1	1	1	1	0	1	1	3	1	6	8	19	42.1
11/13	DEN	0	1	1	1	0	1	0	1	0	2	1	1	0	0	0	0	0	3	2	7	4	17	23.5
11/17 at	GB																							
11/27	CIN																							
12/4 at	PHI																							
12/11	JAX																							
12/18 at	LAC																							
12/24	HOU																							
12/29	DAL																							
1/8 at	JAX																							
TOTALS		4	14	6	8	2	13	4	11	4	12	2	3	1	4	1	6	5	14	5	37	34	122	27.9

	Made	Att.	Pct.
Opponents third down and 1 - 4:	16	46	34.8
Opponents third down and 5 - 9:	13	39	33.3
Opponents third down and 10+ :	5	37	13.5

INSIDE THE 20 EFFICIENCY

Game	Results	Total											Total Points	Scoring Eff.	TD Eff.		
		Succ. / Att.	TD	FG	FGA	Int	Fum	Dwn	Gm	Hlf	Punt						
9/11 NYG																	
Titans:	7 3 7	3 / 3	2	1	1	0	0	0	0	0	0	0	0	17	100.0%	66.7%	
Opponents:	6 Int 8	2 / 3	2	0	0	1	0	0	0	0	0	0	14	66.7%	66.7%		
9/19 at BUF																	
Titans:	7	1 / 1	1	0	0	0	0	0	0	0	0	0	7	100.0%	100.0%		
Opponents:	7 7 3 7 Gm	4 / 5	3	1	1	0	0	0	1	0	0	24	80.0%	60.0%			
9/25 LV																	
Titans:	7 7 7	3 / 3	3	0	0	0	0	0	0	0	0	21	100.0%	100.0%			
Opponents:	3 7 3 Int 3 6	5 / 6	2	3	3	1	0	0	0	0	0	22	83.3%	33.3%			
10/2 at IND																	
Titans:	7 7 7	3 / 3	3	0	0	0	0	0	0	0	0	21	100.0%	100.0%			
Opponents:	3 7 7	3 / 3	2	1	1	0	0	0	0	0	0	17	100.0%	66.7%			
10/9 at WAS																	
Titans:	7 7 7	3 / 3	3	0	0	0	0	0	0	0	0	21	100.0%	100.0%			
Opponents:	Int	0 / 1	0	0	0	1	0	0	0	0	0	0	0	0.0%	0.0%		
10/23 IND																	
Titans:	3 3	2 / 2	0	2	2	0	0	0	0	0	0	6	100.0%	0.0%			
Opponents:	7	1 / 1	1	0	0	0	0	0	0	0	0	7	100.0%	100.0%			
10/30 at HOU																	
Titans:	7 3	2 / 2	1	1	1	0	0	0	0	0	0	10	100.0%	50.0%			
Opponents:	3 7	2 / 2	1	1	1	0	0	0	0	0	0	10	100.0%	50.0%			
11/6 at KC																	
Titans:	7 7	2 / 2	2	0	0	0	0	0	0	0	0	14	100.0%	100.0%			
Opponents:	3 7 7 3	4 / 4	2	2	2	0	0	0	0	0	0	20	100.0%	50.0%			
11/13 DEN																	
Titans:	7 3	2 / 2	1	1	1	0	0	0	0	0	0	10	100.0%	50.0%			
Opponents:		0 / 0	0	0	0	0	0	0	0	0	0	0	-	-			
11/17 at GB																	
Titans:		0 / 0	0	0	0	0	0	0	0	0	0	0	-	-			
Opponents:		0 / 0	0	0	0	0	0	0	0	0	0	0	-	-			
11/27 CIN																	
Titans:		0 / 0	0	0	0	0	0	0	0	0	0	0	-	-			
Opponents:		0 / 0	0	0	0	0	0	0	0	0	0	0	-	-			
12/4 at PHI																	
Titans:		0 / 0	0	0	0	0	0	0	0	0	0	0	-	-			
Opponents:		0 / 0	0	0	0	0	0	0	0	0	0	0	-	-			
12/11 JAX																	
Titans:		0 / 0	0	0	0	0	0	0	0	0	0	0	-	-			
Opponents:		0 / 0	0	0	0	0	0	0	0	0	0	0	-	-			
12/18 at LAC																	
Titans:		0 / 0	0	0	0	0	0	0	0	0	0	0	-	-			
Opponents:		0 / 0	0	0	0	0	0	0	0	0	0	0	-	-			
12/24 HOU																	
Titans:		0 / 0	0	0	0	0	0	0	0	0	0	0	-	-			
Opponents:		0 / 0	0	0	0	0	0	0	0	0	0	0	-	-			
12/29 DAL																	
Titans:		0 / 0	0	0	0	0	0	0	0	0	0	0	-	-			
Opponents:		0 / 0	0	0	0	0	0	0	0	0	0	0	-	-			
1/8 at JAX																	
Titans:		0 / 0	0	0	0	0	0	0	0	0	0	0	-	-			
Opponents:		0 / 0	0	0	0	0	0	0	0	0	0	0	-	-			
TOTALS																	
Titans:		21 / 21	16	5	5	0	0	0	0	0	0	127	100.0%	76.2%			
Opponents:		21 / 25	13	8	8	3	0	0	1	0	0	114	84.0%	52.0%			

GOAL-TO-GO SITUATIONS

Game	Results	Total										Total Points	Scoring Eff.	TD Eff.			
		Succ. / Att.	TD	FG	FGA	Int	Fum	Dwn	Gm	Hlf	Punt						
9/11 NYG																	
Titans:	7	1 / 1	1	0	0	0	0	0	0	0	0	0	0	0	7	100.0%	100.0%
Opponents:	6 8	2 / 2	2	0	0	0	0	0	0	0	0	0	0	0	14	100.0%	100.0%
9/19 at BUF																	
Titans:		0 / 0	0	0	0	0	0	0	0	0	0	0	0	0	0	-	-
Opponents:		0 / 0	0	0	0	0	0	0	0	0	0	0	0	0	0	-	-
9/25 LV																	
Titans:	7 7	2 / 2	2	0	0	0	0	0	0	0	0	0	0	0	14	100.0%	100.0%
Opponents:	7 6	2 / 2	2	0	0	0	0	0	0	0	0	0	0	0	13	100.0%	100.0%
10/2 at IND																	
Titans:	7	1 / 1	1	0	0	0	0	0	0	0	0	0	0	0	7	100.0%	100.0%
Opponents:	3 7 7	3 / 3	2	1	1	0	0	0	0	0	0	0	0	0	17	100.0%	66.7%
10/9 at WAS																	
Titans:	7 7	2 / 2	2	0	0	0	0	0	0	0	0	0	0	0	14	100.0%	100.0%
Opponents:	Int	0 / 1	0	0	0	1	0	0	0	0	0	0	0	0	0	0.0%	0.0%
10/23 IND																	
Titans:		0 / 0	0	0	0	0	0	0	0	0	0	0	0	0	0	-	-
Opponents:	7	1 / 1	1	0	0	0	0	0	0	0	0	0	0	0	7	100.0%	100.0%
10/30 at HOU																	
Titans:	7	1 / 1	1	0	0	0	0	0	0	0	0	0	0	0	7	100.0%	100.0%
Opponents:	7	1 / 1	1	0	0	0	0	0	0	0	0	0	0	0	7	100.0%	100.0%
11/6 at KC																	
Titans:	7	1 / 1	1	0	0	0	0	0	0	0	0	0	0	0	7	100.0%	100.0%
Opponents:	3	1 / 1	0	1	1	0	0	0	0	0	0	0	0	0	3	100.0%	0.0%
11/13 DEN																	
Titans:	7	1 / 1	1	0	0	0	0	0	0	0	0	0	0	0	7	100.0%	100.0%
Opponents:		0 / 0	0	0	0	0	0	0	0	0	0	0	0	0	0	-	-
11/17 at GB																	
Titans:		0 / 0	0	0	0	0	0	0	0	0	0	0	0	0	0	-	-
Opponents:		0 / 0	0	0	0	0	0	0	0	0	0	0	0	0	0	-	-
11/27 CIN																	
Titans:		0 / 0	0	0	0	0	0	0	0	0	0	0	0	0	0	-	-
Opponents:		0 / 0	0	0	0	0	0	0	0	0	0	0	0	0	0	-	-
12/4 at PHI																	
Titans:		0 / 0	0	0	0	0	0	0	0	0	0	0	0	0	0	-	-
Opponents:		0 / 0	0	0	0	0	0	0	0	0	0	0	0	0	0	-	-
12/11 JAX																	
Titans:		0 / 0	0	0	0	0	0	0	0	0	0	0	0	0	0	-	-
Opponents:		0 / 0	0	0	0	0	0	0	0	0	0	0	0	0	0	-	-
12/18 at LAC																	
Titans:		0 / 0	0	0	0	0	0	0	0	0	0	0	0	0	0	-	-
Opponents:		0 / 0	0	0	0	0	0	0	0	0	0	0	0	0	0	-	-
12/24 HOU																	
Titans:		0 / 0	0	0	0	0	0	0	0	0	0	0	0	0	0	-	-
Opponents:		0 / 0	0	0	0	0	0	0	0	0	0	0	0	0	0	-	-
12/29 DAL																	
Titans:		0 / 0	0	0	0	0	0	0	0	0	0	0	0	0	0	-	-
Opponents:		0 / 0	0	0	0	0	0	0	0	0	0	0	0	0	0	-	-
1/8 at JAX																	
Titans:		0 / 0	0	0	0	0	0	0	0	0	0	0	0	0	0	-	-
Opponents:		0 / 0	0	0	0	0	0	0	0	0	0	0	0	0	0	-	-
TOTALS																	
Titans:		9 / 9	9	0	0	0	0	0	0	0	0	0	0	0	63	100.0%	100.0%
Opponents:		10 / 11	8	2	2	1	0	0	0	0	0	0	0	0	61	90.9%	72.7%

TAKEAWAYS & GIVEAWAYS

TITANS TAKEAWAYS

Game	Qtr	Scrim.	Player	Turnover	Caused by	Takeaway	at	Ret. Yds.	Results	Pts.	
9/11	NYG	2	TEN 42	D. Jones	Fumble	J. Simmons	B. Dupree	NYG 44	2	Field Goal	3
9/11	NYG	4	TEN 8	D. Jones	Interception		A. Hooker	TEN -4	0	Punt	0
9/25	LV	4	TEN 6	D. Carr	Interception		K. Byard	TEN -4	24	Punt	0
10/2	at IND	1	50	M. Ryan	Fumble	D. Autry	B. Dupree	IND 32	0	Touchdown	7
10/2	at IND	2	IND 25	M. Ryan	Interception		T. Tart	IND 28	0	Touchdown	7
10/2	at IND	4	TEN 24	J. Taylor	Fumble	J. Schobert	K. Fulton	TEN 22	0	Punt	0
10/9	at WAS	4	TEN 2	C. Wentz	Interception		D. Long Jr.	TEN 1	0	Game	0
10/23	IND	2	TEN 28	M. Ryan	Interception		A. Adams	TEN 24	76	Touchdown	7
10/23	IND	2	TEN 38	M. Ryan	Interception		D. Long Jr.	TEN 34	4	Field Goal	3
10/23	IND	4	IND 43	M. Pittman	Fumble	T. Mitchell	A. Hooker	TEN 43	0	Game	0
10/30	at HOU	1	TEN 34	D. Mills	Interception		K. Fulton	TEN 31	0	Punt	0
11/6	at KC	3	KC 37	P. Mahomes	Interception		R. McCreary	KC 38	4	Field Goal	3
11/13	DEN	4	TEN 25	R. Wilson	Interception	J. Kalu	T. Mitchell	TEN 0	1	Game	0

Takeaway Season Totals:

Takeaways resulted in ...											
No.	TD	FG	FG Att.	Punt	Downs	Int.	Fum.	Saf.	Game	Half	Pts.
13	3	3	3	4	0	0	0	0	3	0	30

TITANS GIVEAWAYS

Game	Qtr	Scrim.	Player	Turnover	Caused by	Takeaway	at	Ret. Yds.	Results	Pts.	
9/11	NYG	4	NYG 45	K. Philips	Fumble	J. Pinnock	TEN 11	0	Interception	0	
9/19	at BUF	3	BUF 48	K. Philips	Fumble	T. Dodson	TEN 20	0	Field Goal	3	
9/19	at BUF	3	TEN 33	R. Tannehill	Interception	T. Edmunds	J. Poyer	BUF 49	0	Touchdown	7
9/19	at BUF	3	TEN 39	R. Tannehill	Interception		M. Milano	TEN 43	43	Touchdown	7
9/19	at BUF	4	BUF 34	M. Willis	Fumble		C. Basham	BUF 35	1	Punt	0
9/25	LV	3	TEN 24	R. Tannehill	Interception		D. Harmon	TEN 44	13	Punt	0
10/23	IND	4	IND 44	R. Tannehill	Fumble		B. Okereke	IND 45	0	Field Goal	3
10/30	at HOU	1	HOU 8	R. Woods	Fumble	T. Smith	D. Ogunbowale	TEN 42	0	Punt	0
10/30	at HOU	2	TEN 30	M. Willis	Interception		S. Nelson	TEN 44	33	Field Goal	3
11/13	DEN	4	DEN 34	M. Willis	Fumble		M. Purcell	DEN 38	0	Punt	0

Giveaway Season Totals:

Giveaways resulted in ...											
No.	TD	FG	FG Att.	Punt	Downs	Int.	Fum.	Saf.	Game	Half	Pts.
10	2	3	3	4	0	1	0	0	0	0	23

FIRST DOWNS EARNED

Total first downs earned (parentheses indicates number earned on third or fourth down)

NAME	RUSHING	PASSING	RECEIVING	PENALTY	TOTAL
Ryan Tannehill	6 (4)	64 (22)			70 (26)
Derrick Henry	41 (9)		4		45 (9)
Robert Woods			17 (4)		17 (4)
PENALTY				14 (5)	14 (5)
Austin Hooper			11 (7)		11 (7)
Dontrell Hilliard	3 (2)		7 (3)		10 (5)
Nick Westbrook-Ikhine			10 (3)		10 (3)
Malik Willis	2 (1)	6			8 (1)
Treylon Burks	1 (1)		7 (1)		8 (2)
Chig Okonkwo			6 (2)		6 (2)
Kyle Philips			3 (1)		3 (1)
Geoff Swaim			3 (1)		3 (1)
Hassan Haskins	2 (1)				2 (1)
Cody Hollister			2		2 ()
TITANS TOTALS	55 (18)	70 (22)	70 (22)	14 (5)	209 (67)

Note: One first down awarded to both passer and receiver on passes resulting in first down.

KICKOFF ANALYSIS

TITANS

BULLOCK		No.	No.		Opp.	Ret.	Ret.	FC	Squib	Out of Bounds	Onside Rec. / Att.
			In EZ	TB	Ret.	Yds.	Avg.				
9/11	NYG	5	5	3	2	41	20.5	0	0	0	0 / 0
9/19 at	BUF	2	2	2	0	0	-	0	0	0	0 / 0
9/25	LV	4	3	3	1	23	23.0	0	0	0	0 / 0
10/2 at	IND	5	5	5	0	0	-	0	0	0	0 / 0
10/9 at	WAS	4	1	1	3	46	15.3	0	1	0	0 / 0
10/23	IND	6	3	3	3	48	16.0	0	0	0	0 / 0
10/30 at	HOU	4	3	2	2	39	19.5	0	0	0	0 / 0
11/6 at	KC	5	4	3	2	39	19.5	0	0	0	0 / 0
11/13	DEN	1	0	0	1	8	8.0	0	1	0	0 / 0
11/17 at	GB						-				/
11/27	CIN						-				/
12/4 at	PHI						-				/
12/11	JAX						-				/
12/18 at	LAC						-				/
12/24	HOU						-				/
12/29	DAL						-				/
1/8 at	JAX						-				/
BULLOCK TOTALS		36	26	22	14	244	17.4	0	2	0	0 / 0

STONEHOUSE		No.	No.		Opp.	Ret.	Ret.	FC	Squib	Out of Bounds	Onside Rec. / Att.
			In EZ	TB	Ret.	Yds.	Avg.				
11/13	DEN	3	2	2	1	10	10.0	0	0	0	0 / 0
STONEHOUSE TOTALS		3	2	2	1	10	10.0	0	0	0	0 / 0

TEAM TOTALS		No.	No.		Opp.	Ret.	Ret.	FC	Squib	Out of Bounds	Onside Rec. / Att.
			In EZ	TB	Ret.	Yds.	Avg.				
TEAM TOTALS		39	28	24	15	254	16.9	0	2	0	0 / 0

OPPONENTS

		No.	No.		Titans	Ret.	Ret.	FC	Squib	Out of Bounds	Onside Rec. / Att.
			In EZ	TB	Ret.	Yds.	Avg.				
9/11	NYG	4	2	2	2	33	16.5	0	0	0	0 / 0
9/19 at	BUF	8	6	6	2	40	20.0	0	0	0	0 / 0
9/25	LV	6	4	4	1	29	29.0	0	0	0	0 / 1
10/2 at	IND	4	2	0	4	105	26.3	0	0	0	0 / 0
10/9 at	WAS	4	4	4	0	0	-	0	0	0	0 / 0
10/23	IND	3	1	1	2	45	22.5	0	0	0	0 / 0
10/30 at	HOU	3	1	1	1	17	17.0	0	0	0	0 / 1
11/6 at	KC	5	2	1	4	72	18.0	0	0	0	0 / 0
11/13	DEN	3	2	2	1	17	17.0	0	0	0	0 / 0
11/17 at	GB						-				/
11/27	CIN						-				/
12/4 at	PHI						-				/
12/11	JAX						-				/
12/18 at	LAC						-				/
12/24	HOU						-				/
12/29	DAL						-				/
1/8 at	JAX						-				/
TOTALS		40	24	21	17	358	21.1	0	0	0	0 / 2

INSTANT REPLAY ANALYSIS

CHALLENGES BY TITANS

Game	Qtr	Time	Dwn	Dist	Play	Review Result	Explanation	
9/11	NYG				(none)			
9/19	at BUF				(none)			
9/25	LV				(none)			
10/2	at IND				(none)			
10/9	at WAS				(none)			
10/23	IND	4	3:28	3	3	M. Ryan incomplete pass to M. Pittman	Reversed	M. Pittman 9-yard catch and fumble recovered by A. Hooker
10/30	at HOU				(none)			
11/6	at KC				(none)			
11/13	DEN				(none)			

Total challenges by Titans: 1

Calls reversed: 1

CHALLENGES BY OPPONENTS

Game	Qtr	Time	Dwn	Dist	Play	Review Result	Explanation	
9/11	NYG	4	8:21	2	9	R. Tannehill 19-yard pass to C. Okonkwo to TEN 40	Reversed	C. Okonkwo 11-yard reception down at TEN 32
9/19	at BUF	1	5:47	3	14	N. Westbrook-Ikhine 13-yard catch along the sideline	Upheld	N. Westbrook-Ikhine got both feet inbounds
9/25	LV	3	3:05	4	20	A. Cole 41-yard punt for a touchback	Reversed	A. Cole 39-yard punt downed at TEN 2
10/2	at IND					(none)		
10/9	at WAS	4	4:01	3	1	C. Wentz incomplete pass to C. Sims	Upheld	C. Sims did not secure the catch
10/23	IND	4	5:32	3	6	A. Hooper 19-yard catch to IND 37	Upheld	A. Hooper secured the catch
10/30	at HOU					(none)		
11/6	at KC					(none)		
11/13	DEN					(none)		

Total challenges by Opponents: 5

Calls reversed: 2

CHALLENGES BY REVIEW ASSISTANT

Game	Qtr	Time	Dwn	Dist	Play	Review Result	Explanation	
9/11	NYG				(none)			
9/19	at BUF				(none)			
9/25	LV				(none)			
10/2	at IND				(none)			
10/9	at WAS	4	:09	3	2	D. Long Jr. 46-yard interception return to TEN 47	Reversed	D. Long Jr. interception down at TEN 1
10/23	IND				(none)			
10/30	at HOU				(none)			
11/6	at KC	2	:41	2	10	P. Mahomes 11-yard run for first down	Reversed	P. Mahomes 9-yard run to 50; no first down
11/13	DEN	2	:34	2	4	R. Woods 4-yard catch for first down to DEN 25	Upheld	R. Woods reached the first down line to gain

Total reviews by Assistant: 3

Calls reversed: 2



TENNESSEE TITANS

**LAST WEEK'S
PLAY-BY-PLAY**

Week 10

National Football League Game Summary

NFL Copyright © 2022 by The National Football League. All rights reserved. This summary and play-by-play is for the express purpose of assisting media in their coverage of the game; any other use of this material is prohibited without the written permission of the National Football League.

Date: Sunday, 11/13/2022

Denver Broncos at Tennessee Titans
at Nissan Stadium, Nashville, TN

Start Time: 12:03 PM CST

Game Day Weather

Game Weather: Cloudy
Played Open Stadium on Turf: Grass

Temp: 35° F (1.7° C) Humidity: 55%, Wind: NNE 7 mph
Outdoor Weather: Cloudy, Wind Chill: 29

Officials

Referee: Novak, Scott (1)	Umpire: Neale, Bryan (92)	Down Judge: Bowers, Derick (74)
Line Judge: Coleman IV, Walt (65)	Field Judge: Boger, Trawick (2)	Side Judge: Meslow, David (118)
Back Judge: Paganelli, Dino (105)	Replay Official: Sumstine, Matt (0)	

Lineups

Denver Broncos				Tennessee Titans							
Offense		Defense		Offense		Defense					
WR	14	C.Sutton	OLB	53	J.Cooper	WR	2	R.Woods	DE	94	M.Edwards
WR	10	J.Jeudy	DL	99	D.Williams	TE	87	G.Swaim	DE	97	K.Strong
LT	76	C.Anderson	DL	98	M.Purcell	LT	71	D.Daley	NT	93	T.Tart
LG	66	D.Risner	DT	97	Dj.Jones	LG	55	A.Brewer	OLB	96	D.Autry
C	61	G.Glasgow	DE	93	D.Jones	C	60	B.Jones	ILB	51	D.Long
RG	77	Q.Meinerz	ILB	47	J.Jewell	RG	64	N.Davis	LB	56	M.Rice
RT	57	B.Turner	ILB	50	J.Griffith	RT	78	N.Petit-Frere	CB	21	R.McCreary
TE	80	G.Dulcich	ILB	49	A.Singleton	TE	85	C.Okonkwo	S	31	K.Byard
WR	15	J.Virgil	LCB	2	P.Surtain	WR	15	N.Westbrook-Ikhine	S	47	A.Adams
QB	3	R.Wilson	RCB	27	D.Mathis	QB	17	R.Tannehill	CB	39	T.Mitchell
RB	25	M.Gordon	SS	22	K.Jackson	RB	22	D.Henry	CB	24	E.Molden

Substitutions

S 6 P.Locke, K 8 B.McManus, WR 9 K.Hinton, WR 12 M.Washington, CB 13 M.Ojemudia, WR 16 T.Cleveland, P 17 C.Waitman, RB 19 C.Edmonds, CB 21 K.Williams, RB 28 L.Murray, S 32 D.Turner-Yell, CB 34 E.Bassey, ILB 40 J.Strnad, S 41 A.Harris, OLB 42 N.Bonitto, LS 48 M.Fraboni, OLB 54 J.Martin, C 60 L.Wattenberg, T 75 Q.Bailey, TE 82 E.Saubert, TE 87 E.Tomlinson, DE 91 M.Henningsen, DL 92 J.Harris

CB 3 C.Farley, P 4 R.Stonehouse, QB 7 M.Willis, WR 8 C.Hollister, K 14 R.Bullock, WR 16 T.Burks, CB 20 L.Johnson, RB 25 H.Haskins, DB 28 J.Kalu, CB 30 T.Avery, RB 40 D.Hilliard, LB 42 J.Jones, FB 44 T.Carter, LS 46 M.Cox, LB 53 D.Cole, DT 59 S.Okuayinonu, T 61 L.Clark, C/G 62 C.Levin, WR 80 C.Board, TE 81 A.Hooper, TE 86 K.Rader, DT 90 N.Jones, DL 91 L.Murchison, DL 95 D.Walker, OLB 99 R.Weaver

Did Not Play

QB 4 B.Rypien, TE 85 A.Okwuegbunam

OL 75 D.Radunz

Not Active

WR 1 K.Hamler, CB 20 D.Phillips, S 31 J.Simmons, RB 37 M.Mack, OLB 56 B.Browning, T 73 C.Fleming, FB/TE 83 A.Beck, DL 96 E.Uwazurike

WR 19 C.Conley, CB 26 K.Fulton, DB 37 A.Hooker, OLB 48 B.Dupree, G 70 J.Roos, DT 98 J.Simmons

Field Goals (made () & missed)

B.McManus	(39)
R.Bullock	(35)

		1	2	3	4	OT	Total
VISITOR:	Denver Broncos	0	10	0	0	0	10
HOME:	Tennessee Titans	0	7	7	3	0	17

Scoring Plays

Team	Qtr	Time	Play Description (Extra Point) (Drive Info)	Visitor	Home
Broncos	2	8:21	J.Virgil 66 yd. pass from R.Wilson (B.McManus kick) (6-80, 3:00)	7	0
Broncos	2	2:23	B.McManus 39 yd. Field Goal (9-41, 3:55)	10	0
Titans	2	0:12	N.Westbrook-Ikhine 9 yd. pass from R.Tannehill (R.Bullock kick) (13-75, 2:11)	10	7
Titans	3	5:14	N.Westbrook-Ikhine 63 yd. pass from R.Tannehill (R.Bullock kick) (3-80, 1:39)	10	14
Titans	4	2:59	R.Bullock 35 yd. Field Goal (10-63, 3:52)	10	17

Paid Attendance: 69,240

Time: 3:20

Denver Broncos vs Tennessee Titans
11/13/2022 at Nissan Stadium

Final Individual Statistics

Denver Broncos

Tennessee Titans

RUSHING						RUSHING					
	ATT	YDS	AVG	LG	TD		ATT	YDS	AVG	LG	TD
L.Murray	9	24	2.7	10	0	D.Henry	19	53	2.8	10	0
M.Gordon	7	24	3.4	11	0	R.Tannehill	2	12	6.0	11	0
C.Edmonds	2	9	4.5	10	0	D.Hilliard	1	2	2.0	2	0
R.Wilson	7	8	1.1	9	0	M.Willis	1	-4	-4.0	-4	0
Total	25	65	2.6	11	0	Total	23	63	2.7	11	0

PASSING									PASSING								
	ATT	CMP	YDS	SK/YD	TD	LG	IN	RT		ATT	CMP	YDS	SK/YD	TD	LG	IN	RT
R.Wilson	42	21	286	6/38	1	66	1	70.1	R.Tannehill	36	19	255	1/11	2	63	0	94.1
Total	42	21	286	6/38	1	66	1	70.1	Total	36	19	255	1/11	2	63	0	94.1

PASS RECEIVING								PASS RECEIVING							
	TAR	REC	YDS	AVG	LG	TD		TAR	REC	YDS	AVG	LG	TD		
C.Sutton	11	6	66	11.0	17	0	N.Westbrook-Ikhine	8	5	119	23.8	63	2		
K.Hinton	5	4	62	15.5	35	0	A.Hooper	7	5	41	8.2	17	0		
M.Gordon	6	4	46	11.5	17	0	T.Burks	6	3	24	8.0	15	0		
L.Murray	3	3	23	7.7	14	0	D.Henry	3	2	14	7.0	7	0		
J.Virgil	1	1	66	66.0	66	1	R.Woods	7	2	10	5.0	6	0		
E.Saubert	1	1	12	12.0	12	0	C.Okonkwo	2	1	41	41.0	41	0		
G.Dulcich	4	1	11	11.0	11	0	D.Hilliard	2	1	6	6.0	6	0		
C.Edmonds	2	1	0	0.0	0	0	G.Swaim	1	0	0	0.0	0	0		
T.Cleveland	3	0	0	0.0	0	0									
E.Tomlinson	1	0	0	0.0	0	0									
M.Washington	1	0	0	0.0	0	0									
J.Jeudy	1	0	0	0.0	0	0									
Total	39	21	286	13.6	66	1	Total	36	19	255	13.4	63	2		

INTERCEPTIONS						INTERCEPTIONS					
	NO	YDS	AVG	LG	TD		NO	YDS	AVG	LG	TD
Total	0	0	0	0	0	T.Mitchell	1	1	1.0	1	0
						Total	1	1	1.0	1	0

PUNTING								PUNTING							
	NO	YDS	AVG	NET	TB	IN20	LG		NO	YDS	AVG	NET	TB	IN20	LG
C.Waitman	9	411	45.7	37.8	1	0	58	R.Stonehouse	8	432	54.0	47.3	2	3	74
Total	9	411	45.7	37.8	1	0	58	Total	8	432	54.0	47.3	2	3	74

PUNT RETURNS								PUNT RETURNS							
	NO	YDS	AVG	FC	LG	TD		NO	YDS	AVG	FC	LG	TD		
M.Washington	3	14	4.7	1	8	0	C.Board	4	51	12.8	3	17	0		
[DOWNED]	2	0	0.0	0	0	0	[DOWNED]	1	0	0.0	0	0	0		
[TOUCHBACK]	2	0	0.0	0	0	0	[TOUCHBACK]	1	0	0.0	0	0	0		
Total	3	14	4.7	1	8	0	Total	4	51	12.8	3	17	0		

KICKOFF RETURNS								KICKOFF RETURNS							
	NO	YDS	AVG	FC	LG	TD		NO	YDS	AVG	FC	LG	TD		
T.Cleveland	2	18	9.0	0	10	0	H.Haskins	1	17	17.0	0	17	0		
[TOUCHBACK]	2	0	0.0	0	0	0	[TOUCHBACK]	2	0	0.0	0	0	0		
Total	2	18	9.0	0	10	0	Total	1	17	17.0	0	17	0		

Denver Broncos

FUMBLES	FUM	LOST	OWN-REC	YDS	TD	FORCED	OPP-REC	YDS	TD	OUT-BDS
R.Wilson	3	0	2	-4	0	0	0	0	0	0
Q.Bailey	0	0	1	0	0	0	0	0	0	0
P.Locke	0	0	0	0	0	1	0	0	0	0
M.Purcell	0	0	0	0	0	0	1	0	0	0
Total	3	0	3	-4	0	1	1	0	0	0

Tennessee Titans

FUMBLES	FUM	LOST	OWN-REC	YDS	TD	FORCED	OPP-REC	YDS	TD	OUT-BDS
C.Board	1	0	1	0	0	0	0	0	0	0
M.Willis	1	1	0	0	0	0	0	0	0	0
R.Weaver	0	0	0	0	0	1	0	0	0	0
Total	2	1	1	0	0	1	0	0	0	0

Denver Broncos vs Tennessee Titans
11/13/2022 at Nissan Stadium

Final Team Statistics

	Visitor Broncos	Home Titans
TOTAL FIRST DOWNS	18	14
By Rushing	5	2
By Passing	10	11
By Penalty	3	1
THIRD DOWN EFFICIENCY	4-17-23.5%	6-16-37.5%
FOURTH DOWN EFFICIENCY	2-3-66.7%	0-0-0.0%
TOTAL NET YARDS	313	307
Total Offensive Plays (inc. times thrown passing)	73	60
Average gain per offensive play	4.3	5.1
NET YARDS RUSHING	65	63
Total Rushing Plays	25	23
Average gain per rushing play	2.6	2.7
Tackles for a loss-number and yards	4-5	1-3
NET YARDS PASSING	248	244
Times thrown - yards lost attempting to pass	6-38	1-11
Gross yards passing	286	255
PASS ATTEMPTS-COMPLETIONS-HAD INTERCEPTED	42-21-1	36-19-0
Avg gain per pass play (inc.# thrown passing)	5.2	6.6
KICKOFFS Number-In End Zone-Touchbacks	3-2-2	4-2-2
PUNTS Number and Average	9-45.7	8-54.0
Had Blocked	0	0
FGs - PATs Had Blocked	0-0	0-0
Net Punting Average	37.8	47.3
TOTAL RETURN YARDAGE (Not Including Kickoffs)	14	52
No. and Yards Punt Returns	3-14	4-51
No. and Yards Kickoff Returns	2-18	1-17
No. and Yards Interception Returns	0-0	1-1
PENALTIES Number and Yards	8-50	9-60
FUMBLES Number and Lost	3-0	2-1
TOUCHDOWNS	1	2
Rushing	0	0
Passing	1	2
EXTRA POINTS Made-Attempts	1-1	2-2
Kicking Made-Attempts	1-1	2-2
FIELD GOALS Made-Attempts	1-1	1-1
RED ZONE EFFICIENCY	0-0-0%	1-2-50%
GOAL TO GO EFFICIENCY	0-0-0%	1-1-100%
SAFETIES	0	0
FINAL SCORE	10	17
TIME OF POSSESSION	33:57	26:03

Ball Possession And Drive Chart

Denver Broncos

#	Time Recd	Time Lost	Time Poss	How Ball Obtained	Drive Began	# Play	Yds Gain	Yds Pen	Net Yds	1st Down	Last Scrm	How Given Up
1	13:28	11:41	1:47	Punt	DEN 4	6	35	0	35	1	DEN 39	Punt
2	8:31	7:16	1:15	Punt	DEN 21	3	7	0	7	0	DEN 28	Punt
3	5:46	1:37	4:09	Punt	DEN 6	7	18	0	18	2	DEN 24	Punt
4	0:03	12:28	2:35	Punt	DEN 8	6	37	-5	32	2	DEN 40	Punt
5	11:21	8:21	3:00	Punt	DEN 20	6	85	-5	80	2	DEN 34	Touchdown
6	6:18	2:23	3:55	Punt	DEN 38	9	26	15	41	3	TEN 21	Field Goal
7	0:12	0:00	0:12	Kickoff	DEN 26	1	-1	0	-1	0	DEN 26	End of Half
8	15:00	13:54	1:06	Kickoff	DEN 25	3	5	0	5	0	DEN 30	Punt
9	11:26	6:53	4:33	Punt	DEN 20	6	32	0	32	2	TEN 48	Punt
10	5:14	0:50	4:24	Kickoff	DEN 25	9	9	5	14	2	DEN 39	Punt
11	14:49	11:19	3:30	Punt	DEN 18	5	1	0	1	1	DEN 19	Punt
12	7:34	6:51	0:43	Fumble	DEN 38	3	9	-5	4	0	DEN 42	Punt
13	2:59	0:11	2:48	Kickoff	DEN 25	10	45	5	50	3	TEN 25	Interception

(274) Average DEN 21

Tennessee Titans

#	Time Recd	Time Lost	Time Poss	How Ball Obtained	Drive Began	# Play	Yds Gain	Yds Pen	Net Yds	1st Down	Last Scrm	How Given Up
1	15:00	13:28	1:32	Kickoff	TEN 25	3	2	5	7	0	TEN 32	Punt
2	11:41	8:31	3:10	Punt	TEN 25	6	13	0	13	1	TEN 38	Punt
3	7:16	5:46	1:30	Punt	TEN 28	4	28	0	28	1	DEN 44	Punt
4	1:37	0:03	1:34	Punt	TEN 42	3	8	0	8	0	50	Punt
5	12:28	11:21	1:07	Punt	TEN 20	3	6	0	6	0	TEN 26	Punt
6	8:21	6:18	2:03	Kickoff	TEN 29	3	-11	0	-11	0	TEN 18	Punt
7	2:23	0:12	2:11	Kickoff	TEN 25	13	70	5	75	7	* DEN 9	Touchdown
8	13:54	11:26	2:28	Punt	TEN 30	3	19	-15	4	0	TEN 34	Punt
9	6:53	5:14	1:39	Punt	TEN 20	3	80	0	80	2	TEN 37	Touchdown
10	0:50	14:49	1:01	Punt	TEN 20	3	3	0	3	0	TEN 23	Punt
11	11:19	7:34	3:45	Punt	TEN 42	6	25	-5	20	1	DEN 34	Fumble
12	6:51	2:59	3:52	Punt	TEN 20	10	63	0	63	2	* DEN 17	Field Goal
13	0:11	0:00	0:11	Interception	TEN 1	1	1	0	1	0	TEN 1	End of Game

(327) Average TEN 25

* inside opponent's 20

Time of Possession by Quarter

Visitor	Home	1st	2nd	3rd	4th	OT	Total
Denver Broncos	Tennessee Titans	7:14	9:39	10:03	7:01		33:57
Tennessee Titans	Denver Broncos	7:46	5:21	4:57	7:59		26:03

Kickoff Drive No.-Start Average

Broncos: 4 - DEN 25

Titans: 3 - TEN 26

Denver Broncos vs Tennessee Titans
11/13/2022 at Nissan Stadium

Final Defensive Statistics

Denver Broncos	Regular Defensive Plays											Special Teams					Misc			
	TKL	AST	COMB	SK	/ YDS	TFL	Q	IN	PD	FF	FR	TKL	AST	FF	FR	BL	TKL	AST	FF	FR
J.Jewell	6	3	9	0	0	0	0	0	0	0	0	0	0	0	0	0	0	0	0	0
A.Singleton	4	3	7	0	0	0	0	0	0	0	0	1	0	0	0	0	0	0	0	0
K.Jackson	4	1	5	0	0	0	0	0	1	0	0	0	0	0	0	0	0	0	0	0
M.Purcell	3	2	5	0	0	0	0	0	0	0	1	0	0	0	0	0	0	0	0	0
J.Harris	3	1	4	0	0	0	1	0	0	0	0	0	0	0	0	0	0	0	0	0
Dj.Jones	2	2	4	0	0	0	0	0	1	0	0	0	0	0	0	0	0	0	0	0
D.Williams	2	2	4	0	0	0	0	0	1	0	0	0	0	0	0	0	0	0	0	0
P.Surtain	2	1	3	0	0	0	0	0	1	0	0	0	0	0	0	0	0	0	0	0
J.Cooper	1	2	3	0	0	0	0	0	0	0	0	1	0	0	0	0	0	0	0	0
P.Locke	2	0	2	0	0	0	0	0	1	0	0	0	1	1	0	0	0	0	0	0
E.Bassey	1	1	2	0	0	0	0	0	1	0	0	2	0	0	0	0	0	0	0	0
D.Mathis	1	1	2	0	0	0	0	0	1	0	0	0	0	0	0	0	0	0	0	0
N.Bonitto	1	1	2	0	0	1	0	0	0	0	0	0	0	0	0	0	0	0	0	0
D.Jones	0	2	2	0	0	0	1	0	0	0	0	0	0	0	0	0	0	0	0	0
J.Martin	1	0	1	1	11	1	1	0	0	0	0	0	0	0	0	0	0	0	0	0
K.Williams	0	1	1	0	0	0	1	0	1	0	0	0	0	0	0	0	0	0	0	0
M.Fraboni	0	0	0	0	0	0	0	0	0	0	0	1	1	0	0	0	0	0	0	0
A.Harris	0	0	0	0	0	0	0	0	0	0	0	0	1	0	0	0	0	0	0	0
R.Wilson	0	0	0	0	0	0	0	0	0	0	0	0	0	0	0	0	0	0	0	2
Q.Bailey	0	0	0	0	0	0	0	0	0	0	0	0	0	0	0	0	0	0	0	1
Total	33	23	56	1	11	2	4	0	8	0	1	5	3	1	0	0	0	0	0	3

TKL = Tackle AST = Assist COMB = Combined QH=QB Hit IN = Interception PD = Pass Defense FF = Forced Fumble FR = Fumble Recovery

Tennessee Titans	Regular Defensive Plays											Special Teams					Misc			
	TKL	AST	COMB	SK	/ YDS	TFL	QH	IN	PD	FF	FR	TKL	AST	FF	FR	BL	TKL	AST	FF	FR
T.Mitchell	7	1	8	0	0	0	0	1	3	0	0	0	0	0	0	0	0	0	0	0
D.Long	3	5	8	0	0	0	0	0	0	0	0	0	0	0	0	0	0	0	0	0
A.Adams	6	1	7	0	0	0	1	0	0	0	0	0	0	0	0	0	0	0	0	0
M.Rice	4	3	7	0	0	1	0	0	0	0	0	0	0	0	0	0	0	0	0	0
R.McCreary	3	2	5	0	0	0	0	0	0	0	0	0	0	0	0	0	0	0	0	0
D.Cole	4	0	4	1	9	2	1	0	0	0	0	1	0	0	0	0	0	0	0	0
M.Edwards	2	2	4	1	9	2	4	0	0	0	0	0	0	0	0	0	0	0	0	0
T.Tart	3	0	3	0	0	0	1	0	0	0	0	0	0	0	0	0	0	0	0	0
N.Jones	2	1	3	1	1	2	1	0	0	0	0	0	0	0	0	0	0	0	0	0
E.Molden	2	1	3	0	0	1	1	0	0	0	0	0	0	0	0	0	0	0	0	0
S.Okuayinonu	2	1	3	0	0	0	0	0	0	0	0	0	0	0	0	0	0	0	0	0
D.Walker	1	2	3	1.5	10	1	3	0	0	0	0	0	0	0	0	0	0	0	0	0
K.Byard	0	3	3	0	0	0	0	0	0	0	0	0	0	0	0	0	0	0	0	0
R.Weaver	1	1	2	1.5	9	0	4	0	1	1	0	0	0	0	0	0	0	0	0	0
D.Autry	1	1	2	0	0	0	2	0	0	0	0	0	0	0	0	0	0	0	0	0
K.Strong	1	0	1	0	0	0	0	0	0	0	0	0	0	0	0	0	0	0	0	0
J.Kalu	0	0	0	0	0	0	0	0	3	0	0	0	0	0	0	0	0	0	0	0
T.Avery	0	0	0	0	0	0	0	0	0	0	0	2	0	0	0	0	0	0	0	0
J.Jones	0	0	0	0	0	0	0	0	0	0	0	1	0	0	0	0	0	0	0	0
D.Hilliard	0	0	0	0	0	0	0	0	0	0	0	1	0	0	0	0	0	0	0	0
K.Rader	0	0	0	0	0	0	0	0	0	0	0	0	1	0	0	0	0	0	0	0
H.Haskins	0	0	0	0	0	0	0	0	0	0	0	0	1	0	0	0	0	0	0	0
C.Board	0	0	0	0	0	0	0	0	0	0	0	0	0	0	1	0	0	0	0	0
Total	42	24	66	6	38	9	18	1	7	1	0	5	2	0	1	0	0	0	0	0

Denver Broncos vs Tennessee Titans
11/13/2022 at Nissan Stadium

First Half Summary

PERIOD SCORES

Broncos	0 10 = 10
Titans	0 7 = 7

TIME OF POSSESSION

Broncos	16:53
Titans	13:07

Scoring Plays

Team	Qtr	Time	Play Description (Extra Point) (Drive Info)	Visitor	Home
Broncos	2	8:21	J.Virgil 66 yd. pass from R.Wilson (B.McManus kick) (6-80, 3:00)	7	0
Broncos	2	2:23	B.McManus 39 yd. Field Goal (9-41, 3:55)	10	0
Titans	2	0:12	N.Westbrook-Ikhine 9 yd. pass from R.Tannehill (R.Bullock kick) (13-75, 2:11)	10	7

	Denver Broncos	Tennessee Titans
TOTAL FIRST DOWNS	10	9
First Downs Rushing-Passing-by Penalty	2 - 6 - 2	2 - 6 - 1
THIRD DOWN EFFICIENCY	4-9-44.4%	3-9-33.3%
TOTAL NET YARDS	207	116
Total Offensive Plays	37	35
NET YARDS RUSHING	28	27
NET YARDS PASSING	179	89
Gross Yards Passing	188	100
Times thrown-yards lost attempting to pass	1-9	1-11
Pass Attempts-Completions-Had Intercepted	22 - 11 - 0	25 - 12 - 0
Punts-Number and Average	4 - 48.3	6 - 52.7
Penalties-Number and Yards	5 - 30	3 - 25
Fumbles-Number and Lost	0 - 0	1 - 0
Red Zone Efficiency	0-0-0%	1-1-100%
Average Drive Start	DEN 18	TEN 28

Denver Broncos

Tennessee Titans

DENVER BRONCOS										TENNESSEE TITANS									
RUSHING										RUSHING									
	ATT	YDS	AVG	LG	TD		ATT	YDS	AVG	LG	TD								
L.Murray	8	24	3.0	10	0	D.Henry	8	16	2.0	5	0								
M.Gordon	4	7	1.8	7	0	R.Tannehill	1	11	11.0	11	0								
R.Wilson	2	-3	-1.5	-1	0														
Total	14	28	2.0	10	0	Total	9	27	3.0	11	0								
PASSING										PASSING									
	ATT	CMP	YDS	SK/YD	TD	LG	IN	RT			ATT	CMP	YDS	SK/YD	TD	LG	IN	RT	
R.Wilson	22	11	188	1/9	1	66	0	94.5	R.Tannehill	25	12	100	1/11	1	25	0	72.1		
Total	22	11	188	1/9	1	66	0	94.5	Total	25	12	100	1/11	1	25	0	72.1		
PASS RECEIVING										PASS RECEIVING									
	TAR	REC	YDS	AVG	LG	TD		TAR	REC	YDS	AVG	LG	TD						
K.Hinton	3	3	61	20.3	35	0	N.Westbrook-Ikhine	7	4	56	14.0	25	1						
C.Sutton	5	3	36	12.0	17	0	A.Hooper	4	2	12	6.0	7	0						
L.Murray	2	2	14	7.0	14	0	R.Woods	4	2	10	5.0	6	0						
J.Virgil	1	1	66	66.0	66	1	T.Burks	5	2	9	4.5	6	0						
G.Dulcich	4	1	11	11.0	11	0	D.Henry	2	1	7	7.0	7	0						
C.Edmonds	1	1	0	0.0	0	0	D.Hilliard	2	1	6	6.0	6	0						
M.Gordon	2	0	0	0.0	0	0	G.Swaim	1	0	0	0.0	0	0						
J.Jeudy	1	0	0	0.0	0	0													
T.Cleveland	1	0	0	0.0	0	0													
Total	20	11	188	17.1	66	1	Total	25	12	100	8.3	25	1						

Denver Broncos

Regular Defensive Plays

Special Teams

Misc

	TKL	AST	COMB	SK	YDS	TFL	Q	IN	PD	FF	FR	TKL	AST	FF	FR	BL	TKL	AST	FF	FR
J.Jewell	3	2	5	0	0	0	0	0	0	0	0	0	0	0	0	0	0	0	0	0
Dj.Jones	2	2	4	0	0	0	0	0	1	0	0	0	0	0	0	0	0	0	0	0
K.Jackson	3	0	3	0	0	0	0	0	1	0	0	0	0	0	0	0	0	0	0	0
A.Singleton	2	1	3	0	0	0	0	0	0	0	0	1	0	0	0	0	0	0	0	0
Total	10	5	15	0	0	0	0	0	2	0	0	1	0	0	0	0	0	0	0	0

First Quarter

11/13/2022

Play By Play

DEN wins the coin toss and elects to defer. TEN elects to Receive, and DEN elects to defend the north goal.

B.McManus kicks 65 yards from DEN 35 to end zone, Touchback.

Tennessee Titans at 15:00

- 1-10-TEN 25 (15:00) D.Henry left guard to TEN 27 for 2 yards (M.Purcell).
- 2-8-TEN 27 (14:15) (Shotgun) R.Tannehill pass incomplete short left to T.Burks [K.Williams].
- 3-8-TEN 27 (14:12) (Shotgun) R.Tannehill sacked at TEN 18 for -9 yards (J.Martin).
- PENALTY on DEN-J.Martin, Defensive Offside, 5 yards, enforced at TEN 27 - No Play.*
- 3-3-TEN 32 (13:45) (Shotgun) R.Tannehill pass incomplete short right to G.Swaim.
- 4-3-TEN 32 (13:40) R.Stonehouse punts 64 yards to DEN 4, Center-M.Cox, downed by TEN-T.Avery.

Denver Broncos at 13:28

- 1-10-DEN 4 (13:28) (Shotgun) R.Wilson pass incomplete deep left to J.Jeudy. DEN-J.Jeudy was injured during the play. His return is Questionable.
- 2-10-DEN 4 (13:22) (Shotgun) R.Wilson pass incomplete short left.
- 3-10-DEN 4 (13:17) (Shotgun) R.Wilson pass deep left to K.Hinton to DEN 39 for 35 yards (T.Mitchell) [M.Edwards].
- 1-10-DEN 39 (12:45) (No Huddle, Shotgun) R.Wilson pass incomplete short middle to G.Dulcich.
- 2-10-DEN 39 (12:42) (Shotgun) M.Gordon up the middle to DEN 39 for no gain (T.Tart).
- 3-10-DEN 39 (11:58) (Shotgun) R.Wilson pass incomplete deep left [A.Adams].
- 4-10-DEN 39 (11:53) C.Waitman punts 53 yards to TEN 8, Center-M.Fraboni. C.Board to TEN 25 for 17 yards (E.Bassey).

P1

Tennessee Titans at 11:41

- 1-10-TEN 25 (11:41) (Shotgun) D.Henry up the middle to TEN 27 for 2 yards (J.Harris, Dj.Jones).
- 2-8-TEN 27 (11:02) (Shotgun) R.Tannehill pass short right to A.Hooper to TEN 34 for 7 yards (A.Singleton).
- 3-1-TEN 34 (10:19) D.Henry left tackle to TEN 35 for 1 yard (J.Jewell).
- 1-10-TEN 35 (9:37) (Shotgun) R.Tannehill pass incomplete short middle to N.Westbrook-Ikhine (K.Jackson).
- 2-10-TEN 35 (9:33) (Shotgun) R.Tannehill pass short right to T.Burks pushed ob at TEN 38 for 3 yards (J.Jewell).
- 3-7-TEN 38 (8:49) (Shotgun) R.Tannehill pass incomplete short right to N.Westbrook-Ikhine (E.Bassey).
- 4-7-TEN 38 (8:42) R.Stonehouse punts 49 yards to DEN 13, Center-M.Cox. M.Washington to DEN 21 for 8 yards (D.Cole).

R1

Denver Broncos at 8:31

- 1-10-DEN 21 (8:31) (Shotgun) R.Wilson pass short left to G.Dulcich to DEN 23 for 2 yards (D.Long).
- Penalty on TEN-S.Okuayinonu, Defensive Offside, offsetting, enforced at DEN 21 - No Play.*
- Penalty on DEN-G.Glasgow, Ineligible Downfield Pass, offsetting.*
- 1-10-DEN 21 (8:17) (Shotgun) R.Wilson pass incomplete short left to C.Sutton.
- 2-10-DEN 21 (8:13) M.Gordon up the middle to DEN 28 for 7 yards (S.Okuayinonu, D.Long).
- 3-3-DEN 28 (7:28) (No Huddle, Shotgun) R.Wilson pass incomplete deep left to C.Sutton (T.Mitchell).
- 4-3-DEN 28 (7:23) C.Waitman punts 44 yards to TEN 28, Center-M.Fraboni, fair catch by C.Board.

Tennessee Titans at 7:16

- 1-10-TEN 28 (7:16) R.Tannehill pass short right to N.Westbrook-Ikhine pushed ob at DEN 47 for 25 yards (K.Jackson).
- 1-10-DEN 47 (6:43) D.Henry left guard to DEN 44 for 3 yards (A.Singleton; D.Williams).
- 2-7-DEN 44 (6:00) (Shotgun) R.Tannehill pass incomplete short right to D.Hilliard.
- 3-7-DEN 44 (5:57) (Shotgun) R.Tannehill pass incomplete short right to T.Burks.
- 4-7-DEN 44 (5:53) R.Stonehouse punts 38 yards to DEN 6, Center-M.Cox, downed by TEN-C.Board.

P2

Denver Broncos at 5:46

- 1-10-DEN 6 (5:46) (Shotgun) R.Wilson pass short middle to G.Dulcich to DEN 17 for 11 yards (D.Long; M.Rice).
- 1-10-DEN 17 (5:17) (Shotgun) R.Wilson pass short left to C.Edmonds pushed ob at DEN 17 for no gain (A.Adams).
- 2-10-DEN 17 (4:39) M.Gordon right tackle to DEN 16 for -1 yards (M.Rice, R.McCreary).
- 3-11-DEN 16 (3:52) (Shotgun) R.Wilson pass deep right to C.Sutton to DEN 32 for 16 yards (R.McCreary).
- 1-10-DEN 32 (3:19) (No Huddle, Shotgun) L.Murray right guard to DEN 33 for 1 yard (D.Long; S.Okuayinonu).
- 2-9-DEN 33 (2:38) (Shotgun) R.Wilson pass incomplete deep middle to G.Dulcich.
- 3-9-DEN 33 (2:31) (Shotgun) R.Wilson sacked at DEN 24 for -9 yards (M.Edwards).
- 4-18-DEN 24 (1:48) C.Waitman punts 50 yards to TEN 26, Center-M.Fraboni. C.Board to TEN 42 for 16 yards (M.Fraboni, P.Locke). FUMBLES (P.Locke), and recovers at TEN 42.

P2

P3

Tennessee Titans at 1:37

- 1-10-TEN 42 (1:37) D.Henry up the middle to TEN 45 for 3 yards (M.Purcell; J.Harris).
- 2-7-TEN 45 (:57) D.Henry right guard to 50 for 5 yards (A.Singleton, N.Bonitto).

Denver Broncos vs Tennessee Titans at Nissan Stadium

3-2-50 (:13) (Shotgun) R.Tannehill pass incomplete short middle to R.Woods (K.Williams).

4-2-50 (:10) R.Stonehouse punts 42 yards to DEN 8, Center-M.Cox, fair catch by M.Washington.

Denver Broncos at 0:03

1-10-DEN 8 (:03) R.Wilson pass short right to K.Hinton to DEN 25 for 17 yards (M.Rice).

P4

END OF QUARTER

	Score	Time Poss	First Downs				Efficiencies	
			R	P	X	T	3 Down	4 Down
Denver Broncos	0	7:14	0	4	0	4	2/5	0/0
Tennessee Titans	0	7:46	1	1	0	2	1/5	0/0

Second Quarter

11/13/2022

Play By Play

Denver Broncos continued.

- 1-10-DEN 25 (15:00) (Shotgun) *PENALTY on DEN-E.Tomlinson, False Start, 5 yards, enforced at DEN 25 - No Play.*
- 1-15-DEN 20 (15:00) (Shotgun) R.Wilson pass short left to K.Hinton pushed ob at DEN 29 for 9 yards (T.Mitchell).
- 2-6-DEN 29 (14:28) (Shotgun) L.Murray left tackle to DEN 39 for 10 yards (D.Cole, M.Edwards). R5
- 1-10-DEN 39 (13:54) (Shotgun) R.Wilson left end to DEN 37 for -2 yards (M.Edwards).
- 2-12-DEN 37 (13:26) (Shotgun) R.Wilson pass short left to C.Sutton to DEN 40 for 3 yards (T.Mitchell; A.Adams).
- 3-9-DEN 40 (12:44) (Shotgun) R.Wilson pass incomplete short middle to G.Dulcich.
- 4-9-DEN 40 (12:39) C.Waitman punts 46 yards to TEN 14, Center-M.Fraboni. C.Board to TEN 20 for 6 yards (A.Singleton, M.Fraboni).

Tennessee Titans at 12:28

- 1-10-TEN 20 (12:28) (Shotgun) R.Tannehill pass incomplete short left to N.Westbrook-Ikhine (Dj.Jones).
- 2-10-TEN 20 (12:26) R.Tannehill pass short left to D.Hilliard to TEN 26 for 6 yards (Dj.Jones, J.Cooper).
- 3-4-TEN 26 (11:34) (Shotgun) R.Tannehill pass incomplete short right to A.Hooper.
- 4-4-TEN 26 (11:31) R.Stonehouse punts 74 yards to end zone, Center-M.Cox, Touchback.

Denver Broncos at 11:21

- 1-10-DEN 20 (11:21) (Shotgun) *PENALTY on DEN-G.Glasgow, False Start, 5 yards, enforced at DEN 20 - No Play.*
- 1-15-DEN 15 (11:21) (Shotgun) R.Wilson pass short left to L.Murray pushed ob at DEN 29 for 14 yards (T.Mitchell).
- 2-1-DEN 29 (10:54) L.Murray right guard to DEN 28 for -1 yards (D.Cole, M.Rice).
- 3-2-DEN 28 (10:18) (Shotgun) L.Murray right guard to DEN 30 for 2 yards (T.Tart). R6
- 1-10-DEN 30 (9:44) (Shotgun) R.Wilson pass short right to L.Murray pushed ob at DEN 30 for no gain (R.McCreary).
- 2-10-DEN 30 (9:14) (No Huddle, Shotgun) L.Murray right tackle to DEN 34 for 4 yards (S.Okuayinonu).
- 3-6-DEN 34 **(8:30) (Shotgun) R.Wilson pass deep left to J.Virgil for 66 yards, TOUCHDOWN.** P7
B.McManus extra point is GOOD, Center-M.Fraboni, Holder-C.Waitman.

DEN 7 TEN 0, 6 plays, 80 yards, 3:00 drive, 6:39 elapsed

B.McManus kicks 53 yards from DEN 35 to TEN 12. H.Haskins to TEN 29 for 17 yards (E.Bassey, A.Harris).

Tennessee Titans at 8:21, (1st play from scrimmage 8:15)

- 1-10-TEN 29 (8:15) D.Henry right tackle to TEN 32 for 3 yards (Dj.Jones).
- 2-7-TEN 32 (7:38) (Shotgun) D.Henry up the middle to TEN 29 for -3 yards (N.Bonitto, Dj.Jones).
- 3-10-TEN 29 (6:57) (Shotgun) R.Tannehill sacked at TEN 18 for -11 yards (J.Martin).
- 4-21-TEN 18 (6:28) R.Stonehouse punts 49 yards to DEN 33, Center-M.Cox. M.Washington to DEN 38 for 5 yards (J.Jones, K.Rader). TEN-L.Johnson was injured during the play. His return is Questionable.

Denver Broncos at 6:18

- 1-10-DEN 38 (6:18) L.Murray up the middle to DEN 45 for 7 yards (A.Adams, K.Byard). DEN-B.Turner was injured during the play. His return is Questionable.
- 2-3-DEN 45 (5:56) L.Murray left guard to DEN 46 for 1 yard (M.Rice).
PENALTY on TEN-L.Murchison, Defensive Holding, 5 yards, enforced at DEN 46. X8
- 1-10-TEN 49 (5:30) L.Murray up the middle to TEN 49 for no gain (D.Autry; M.Edwards).
- 2-10-TEN 49 (5:00) R.Wilson pass deep right to C.Sutton to TEN 32 for 17 yards (R.McCreary). P9
- 1-10-TEN 32 (4:24) (Shotgun) R.Wilson scrambles up the middle to TEN 28 for 4 yards (T.Mitchell).
PENALTY on DEN-Q.Meinerz, Offensive Holding, 10 yards, enforced at TEN 32 - No Play.
- 1-20-TEN 42 (3:54) (Shotgun) R.Wilson pass incomplete short right to M.Gordon.
- 2-20-TEN 42 (3:51) (Shotgun) R.Wilson scrambles right end to TEN 41 for 1 yard (S.Okuayinonu; M.Rice).
PENALTY on TEN-S.Okuayinonu, Defensive Offside, 5 yards, enforced at TEN 42 - No Play.
- 2-15-TEN 37 (3:16) (Shotgun) R.Wilson pass incomplete short right to G.Dulcich.
PENALTY on TEN-S.Okuayinonu, Roughing the Passer, 15 yards, enforced at TEN 37 - No Play. X10
- 1-10-TEN 22 (3:13) M.Gordon left guard to TEN 21 for 1 yard (D.Long). TEN-K.Strong was injured during the play. His return is Questionable.
- 2-9-TEN 21 (2:40) R.Wilson pass incomplete short left to M.Gordon [T.Tart].
- 3-9-TEN 21 (2:35) (Shotgun) R.Wilson pass incomplete deep middle to T.Cleveland (J.Kalu) [R.Weaver].
- 4-9-TEN 21 **(2:27) B.McManus 39 yard field goal is GOOD, Center-M.Fraboni, Holder-C.Waitman.**

DEN 10 TEN 0, 9 plays, 41 yards, 3 penalties, 3:55 drive, 12:37 elapsed

B.McManus kicks 65 yards from DEN 35 to end zone, Touchback.

Tennessee Titans at 2:23

- 1-10-TEN 25 (2:23) (Shotgun) R.Tannehill pass short middle to D.Henry to TEN 32 for 7 yards (J.Jewell; K.Williams).

Denver Broncos vs Tennessee Titans at Nissan Stadium

Two-Minute Warning

2-3-TEN 32	(2:00) (Shotgun) R.Tannehill pass incomplete short right to D.Henry.	
3-3-TEN 32	(1:57) (Shotgun) R.Tannehill pass short middle to R.Woods to TEN 38 for 6 yards (K.Jackson, J.Jewell).	P3
<u>1-10-TEN 38</u>	(1:37) (No Huddle, Shotgun) R.Tannehill pass incomplete deep right to A.Hooper (P.Locke).	
2-10-TEN 38	(1:32) (Shotgun) R.Tannehill pass short right to N.Westbrook-Ikhine to DEN 46 for 16 yards (P.Locke).	P4
<u>1-10-DEN 46</u>	(1:11) (No Huddle, Shotgun) R.Tannehill pass short middle to A.Hooper to DEN 41 for 5 yards (E.Bassey).	
2-5-DEN 41	(:54) (No Huddle, Shotgun) R.Tannehill pass short middle to N.Westbrook-Ikhine to DEN 35 for 6 yards (K.Jackson).	P5
	Timeout #1 by TEN at 00:50.	
<u>1-10-DEN 35</u>	(:50) (Shotgun) R.Tannehill pass short left to T.Burks to DEN 29 for 6 yards (P.Surtain).	
2-4-DEN 29	(:34) (No Huddle, Shotgun) R.Tannehill pass short right to R.Woods to DEN 25 for 4 yards (D.Mathis). The Replay Official reviewed the first down ruling, and the play was Upheld. The ruling on the field stands. Timeout #2 by TEN at 00:29.	P6
<u>1-10-DEN 25</u>	(:29) (Shotgun) R.Tannehill scrambles up the middle to DEN 14 for 11 yards (J.Jewell).	R7
	<i>PENALTY on DEN-K.Williams, Defensive Holding, 5 yards, enforced at DEN 14.</i>	X8
<u>1-9-DEN 9</u>	(:22) (Shotgun) R.Tannehill pass incomplete short left to R.Woods (D.Williams).	
2-9-DEN 9	(:19) (Shotgun) R.Tannehill pass incomplete short right to T.Burks.	
	Timeout #1 by DEN at 00:16.	
3-9-DEN 9	(:16) (Shotgun) R.Tannehill pass short left to N.Westbrook-Ikhine for 9 yards, TOUCHDOWN.	P9
	R.Bullock extra point is GOOD, Center-M.Cox, Holder-R.Stonehouse.	

DEN 10 TEN 7, 13 plays, 75 yards, 1 penalty, 2:11 drive, 14:48 elapsed

R.Bullock kicks 47 yards from TEN 35 to DEN 18. T.Cleveland to DEN 26 for 8 yards (T.Avery).

Denver Broncos at 0:12, (1st play from scrimmage 0:06)

1-10-DEN 26 (:06) R.Wilson kneels to DEN 25 for -1 yards.

END OF QUARTER

	Score	Time Poss	First Downs				Efficiencies	
			R	P	X	T	3 Down	4 Down
Denver Broncos	10	9:39	2	2	2	6	2/4	0/0
Tennessee Titans	7	5:21	1	5	1	7	2/4	0/0

Third Quarter

11/13/2022

Play By Play

DEN elects to Receive, and TEN elects to defend the North goal.

R.Stonehouse kicks 65 yards from TEN 35 to end zone, Touchback.

Denver Broncos at 15:00

- 1-10-DEN 25 (15:00) R.Wilson pass incomplete short right to E.Tomlinson.
- 2-10-DEN 25 (14:56) M.Gordon left tackle to DEN 30 for 5 yards (T.Mitchell).
- 3-5-DEN 30 (14:11) (Shotgun) R.Wilson pass incomplete deep middle to M.Washington (J.Kalu) [D.Autry].
- 4-5-DEN 30 (14:01) C.Waitman punts 40 yards to TEN 30, Center-M.Fraboni, fair catch by C.Board.

Tennessee Titans at 13:54

- 1-10-TEN 30 (13:54) D.Henry left tackle to TEN 37 for 7 yards (M.Purcell).
- 2-3-TEN 37 (13:18) (Shotgun) R.Tannehill pass incomplete deep right to A.Hooper.
PENALTY on TEN-A.Brewer, Offensive Holding, 10 yards, enforced at TEN 37 - No Play.
- 2-13-TEN 27 (13:12) D.Henry left end to TEN 37 for 10 yards (K.Jackson).
- 3-3-TEN 37 (12:35) (Shotgun) D.Hilliard up the middle to TEN 39 for 2 yards (A.Singleton; D.Jones).
- 4-1-TEN 39 (11:46) (Punt formation) *PENALTY on TEN, Delay of Game, 5 yards, enforced at TEN 39 - No Play.*
- 4-6-TEN 34 (11:34) R.Stonehouse punts 66 yards to end zone, Center-M.Cox, Touchback.

Denver Broncos at 11:26

- 1-10-DEN 20 (11:26) M.Gordon left end pushed ob at DEN 31 for 11 yards (M.Rice; E.Molden). R11
- 1-10-DEN 31 (11:00) (No Huddle) M.Gordon left guard to DEN 32 for 1 yard (T.Tart).
PENALTY on TEN-T.Tart, Defensive Offside, 5 yards, enforced at DEN 31 - No Play.
- 1-5-DEN 36 (10:41) M.Gordon right end to DEN 37 for 1 yard (D.Autry).
- 2-4-DEN 37 (10:00) R.Wilson pass short right to M.Gordon to DEN 46 for 9 yards (M.Rice, D.Long). P12
- 1-10-DEN 46 (9:20) L.Murray left guard to DEN 46 for no gain (D.Long).
- 2-10-DEN 46 (8:41) *PENALTY on DEN-C.Anderson, False Start, 5 yards, enforced at DEN 46 - No Play.*
- 2-15-DEN 41 (8:19) (Shotgun) R.Wilson sacked at DEN 40 for -1 yards (N.Jones).
- 3-16-DEN 40 (7:39) (Shotgun) R.Wilson pass short right to E.Saubert pushed ob at TEN 48 for 12 yards (E.Molden).
- 4-4-TEN 48 (7:00) C.Waitman punts 28 yards to TEN 20, Center-M.Fraboni, fair catch by C.Board.

Tennessee Titans at 6:53

- 1-10-TEN 20 (6:53) D.Henry left end to TEN 22 for 2 yards (J.Harris).
- 2-8-TEN 22 (6:09) (Shotgun) R.Tannehill pass short right to T.Burks to TEN 37 for 15 yards (P.Surtain; J.Jewell). P10
- 1-10-TEN 37 (5:25) **R.Tannehill pass deep right to N.Westbrook-Ikhine for 63 yards, TOUCHDOWN.** P11
R.Bullock extra point is GOOD, Center-M.Cox, Holder-R.Stonehouse.

DEN 10 TEN 14, 3 plays, 80 yards, 1:39 drive, 9:46 elapsed

R.Stonehouse kicks 65 yards from TEN 35 to end zone, Touchback.

Denver Broncos at 5:14

- 1-10-DEN 25 (5:14) R.Wilson pass short left to K.Hinton to DEN 26 for 1 yard (T.Mitchell).
- 2-9-DEN 26 (4:36) R.Wilson pass incomplete short right [E.Molden].
- 3-9-DEN 26 (4:29) (Shotgun) R.Wilson sacked at DEN 16 for -10 yards (D.Walker).
PENALTY on TEN-R.McCreary, Defensive Holding, 5 yards, enforced at DEN 26 - No Play. X13
- 1-10-DEN 31 (4:07) C.Edmonds left guard to DEN 30 for -1 yards (N.Jones, D.Long). DEN-G.Glasgow was injured during the play. His return is Questionable.
- 2-11-DEN 30 (3:36) (Shotgun) C.Edmonds left guard to DEN 40 for 10 yards (A.Adams, N.Jones).
- 3-1-DEN 40 (2:55) R.Wilson up the middle to DEN 40 for no gain (K.Strong). TEN-D.Long was injured during the play. His return is Questionable.
- 4-1-DEN 40 (2:30) R.Wilson up the middle to DEN 42 for 2 yards (T.Tart). R14
- 1-10-DEN 42 (1:53) (Shotgun) R.Wilson pass incomplete short left to C.Edmonds (R.Weaver).
- 2-10-DEN 42 (1:49) (Shotgun) R.Wilson FUMBLES (Aborted) at DEN 37, and recovers at DEN 38. R.Wilson to DEN 39 for 1 yard (E.Molden).
- 3-13-DEN 39 (1:08) (Shotgun) R.Wilson pass incomplete deep right to T.Cleveland [M.Edwards].
- 4-13-DEN 39 (1:00) C.Waitman punts 41 yards to TEN 20, Center-M.Fraboni, downed by DEN-J.Martin.

Tennessee Titans at 0:50

- 1-10-TEN 20 (:50) D.Henry left tackle to TEN 23 for 3 yards (J.Cooper, D.Mathis).
- 2-7-TEN 23 (:06) R.Tannehill pass incomplete short middle to R.Woods [J.Harris].
- 3-7-TEN 23 (:02) (Shotgun) R.Tannehill pass incomplete deep middle to R.Woods [D.Jones].

Denver Broncos vs Tennessee Titans at Nissan Stadium

END OF QUARTER

	Score	Time Poss	First Downs				Efficiencies	
			R	P	X	T	3 Down	4 Down
Denver Broncos	10	10:03	2	1	1	4	0/4	1/1
Tennessee Titans	14	4:57	0	2	0	2	0/2	0/0

Fourth Quarter

11/13/2022

Play By Play

Tennessee Titans continued.

4-7-TEN 23 (15:00) R.Stonehouse punts 50 yards to DEN 27, Center-M.Cox. M.Washington to DEN 31 for 4 yards (D.Hilliard, H.Haskins).
PENALTY on DEN-T.Cleveland, Illegal Block Above the Waist, 10 yards, enforced at DEN 28.

Denver Broncos at 14:49

1-10-DEN 18 (14:49) R.Wilson FUMBLES (Aborted) at DEN 17, and recovers at DEN 17.
 2-11-DEN 17 (14:12) (Shotgun) R.Wilson pass short left to M.Gordon pushed ob at DEN 28 for 11 yards (A.Adams) [D.Walker]. P15
1-10-DEN 28 (13:36) (Shotgun) R.Wilson sacked at DEN 19 for -9 yards (D.Walker).
 2-19-DEN 19 (12:50) (Shotgun) R.Wilson pass short middle to M.Gordon to DEN 28 for 9 yards (D.Long, D.Walker). TEN-D.Long was injured during the play. His return is Questionable.
 3-10-DEN 28 (12:08) (Shotgun) R.Wilson sacked at DEN 19 for -9 yards (D.Cole).
 4-19-DEN 19 (11:29) C.Waitman punts 51 yards to TEN 30, Center-M.Fraboni. C.Board to TEN 42 for 12 yards (J.Cooper).

Tennessee Titans at 11:19

1-10-TEN 42 (11:19) D.Henry right tackle to TEN 42 for no gain (D.Williams).
 Timeout #1 by TEN at 10:30.
 2-10-TEN 42 (10:30) (Shotgun) R.Tannehill pass short right to A.Hooper to TEN 46 for 4 yards (P.Locke).
 3-6-TEN 46 (9:50) (Shotgun) *PENALTY on TEN-T.Burks, False Start, 5 yards, enforced at TEN 46 - No Play.*
 3-11-TEN 41 (9:48) (Shotgun) R.Tannehill pass short left to A.Hooper to DEN 42 for 17 yards (E.Bassey; K.Jackson). P12
1-10-DEN 42 (8:58) R.Tannehill pass short right to D.Henry to DEN 35 for 7 yards (A.Singleton, D.Williams).
 2-3-DEN 35 (8:16) D.Henry right end to DEN 34 for 1 yard (J.Jewell).
 3-2-DEN 34 (7:39) (Shotgun) M.Willis to DEN 38 for -4 yards. FUMBLES, RECOVERED by DEN-M.Purcell at DEN 38.

Denver Broncos at 7:34

1-10-DEN 38 (7:34) (Shotgun) R.Wilson pass incomplete deep middle to K.Hinton [D.Autry].
 2-10-DEN 38 (7:30) (Shotgun) *PENALTY on DEN-L.Murray, False Start, 5 yards, enforced at DEN 38 - No Play.*
 2-15-DEN 33 (7:30) (Shotgun) R.Wilson pass incomplete short left to C.Sutton (T.Mitchell).
 3-15-DEN 33 (7:26) (Shotgun) R.Wilson pass short left to L.Murray pushed ob at DEN 42 for 9 yards (A.Adams).
 4-6-DEN 42 (6:58) C.Waitman punts 58 yards to end zone, Center-M.Fraboni, Touchback.

Tennessee Titans at 6:51

1-10-TEN 20 (6:51) D.Henry left tackle to TEN 25 for 5 yards (J.Harris).
 2-5-TEN 25 (6:22) (No Huddle) R.Tannehill pass incomplete short left to R.Woods (P.Surtain).
 3-5-TEN 25 (6:17) (Shotgun) R.Tannehill pass short middle to A.Hooper to TEN 33 for 8 yards (A.Singleton). P13
1-10-TEN 33 (5:36) D.Henry left guard to TEN 37 for 4 yards (J.Jewell).
 2-6-TEN 37 (4:52) D.Henry left tackle to TEN 39 for 2 yards (D.Williams, A.Singleton).
 3-4-TEN 39 (4:07) (Shotgun) R.Tannehill pass deep middle to C.Okonkwo to DEN 20 for 41 yards (P.Surtain). P14
1-10-DEN 20 (3:17) D.Henry left tackle to DEN 20 for no gain (J.Jewell).
 Timeout #1 by DEN at 03:13.
 2-10-DEN 20 (3:13) D.Henry left tackle to DEN 17 for 3 yards (M.Purcell, J.Cooper).
 Timeout #2 by DEN at 03:08.
 3-7-DEN 17 (3:08) (Shotgun) R.Tannehill pass incomplete deep left to C.Okonkwo (D.Mathis).
 4-7-DEN 17 (3:02) **R.Bullock 35 yard field goal is GOOD, Center-M.Cox, Holder-R.Stonehouse.**

DEN 10 TEN 17, 10 plays, 63 yards, 3:52 drive, 12:01 elapsed

R.Stonehouse kicks 50 yards from TEN 35 to DEN 15. T.Cleveland to DEN 25 for 10 yards (T.Avery).

Denver Broncos at 2:59, (1st play from scrimmage 2:54)

1-10-DEN 25 (2:54) (Shotgun) R.Wilson sacked at DEN 23 for -2 yards (sack split by R.Weaver and D.Walker).
 2-12-DEN 23 (2:27) (No Huddle, Shotgun) R.Wilson pass short left to C.Sutton to DEN 30 for 7 yards (T.Mitchell, K.Byard).
 3-5-DEN 30 (2:03) (No Huddle, Shotgun) R.Wilson pass incomplete short left to C.Sutton [R.Weaver].

Two-Minute Warning

4-5-DEN 30 (1:54) (Shotgun) R.Wilson scrambles left end pushed ob at DEN 39 for 9 yards (A.Adams). R16
1-10-DEN 39 (1:48) (No Huddle, Shotgun) R.Wilson pass short middle to M.Gordon to TEN 44 for 17 yards (K.Byard; R.McCreary). P17
1-10-TEN 44 (1:15) (No Huddle, Shotgun) R.Wilson pass short left to C.Sutton to TEN 27 for 17 yards (D.Cole). P18
1-10-TEN 27 (:48) (No Huddle, Shotgun) R.Wilson pass short left to C.Sutton pushed ob at TEN 21 for 6 yards (T.Mitchell).
 2-4-TEN 21 (:42) (No Huddle, Shotgun) R.Wilson pass incomplete short left to T.Cleveland.

Denver Broncos vs Tennessee Titans at Nissan Stadium

- 3-4-TEN 21 (:38) (Shotgun) R.Wilson sacked at TEN 30 for -9 yards (R.Weaver). FUMBLES (R.Weaver) [R.Weaver], touched at TEN 29, recovered by DEN-Q.Bailey at TEN 30.
Timeout #3 by DEN at 00:30.
Timeout #2 by TEN at 00:30.
- 4-13-TEN 30 (:30) (Shotgun) R.Wilson pass short left to G.Dulcich to TEN 31 for -1 yards (J.Kalu) [T.Tart].
PENALTY on TEN-R.Weaver, Defensive Offside, 5 yards, enforced at TEN 30 - No Play.
- 4-8-TEN 25 (:20) (Shotgun) R.Wilson pass deep middle intended for C.Sutton INTERCEPTED by T.Mitchell (J.Kalu) [M.Edwards] at TEN 0. T.Mitchell to TEN 1 for 1 yard.

Tennessee Titans at 0:11

- 1-10-TEN 1 (:11) R.Tannehill up the middle to TEN 2 for 1 yard (M.Purcell; D.Jones).

END OF QUARTER

	Score	Time Poss	First Downs				Efficiencies	
			R	P	X	T	3 Down	4 Down
Denver Broncos	10	7:01	1	3	0	4	0/4	1/2
Tennessee Titans	17	7:59	0	3	0	3	3/5	0/0

Miscellaneous Statistics Report

Denver Broncos vs Tennessee Titans
11/13/2022 at Nissan Stadium

Ten Longest Plays for Denver Broncos

Yards	Qtr	Play Start	Play Description
66	2	3-6-DEN 34	(8:30) (Shotgun) R.Wilson pass deep left to J.Virgil for 66 yards, TOUCHDOWN.
35	1	3-10-DEN 4	(13:17) (Shotgun) R.Wilson pass deep left to K.Hinton to DEN 39 for 35 yards (T.Mitchell) [M.Edwards].
17	1	1-10-DEN 8	(:03) R.Wilson pass short right to K.Hinton to DEN 25 for 17 yards (M.Rice).
17	2	2-10-TEN 49	(5:00) R.Wilson pass deep right to C.Sutton to TEN 32 for 17 yards (R.McCreary).
17	4	1-10-DEN 39	(1:48) (No Huddle, Shotgun) R.Wilson pass short middle to M.Gordon to TEN 44 for 17 yards (K.Byard; R.McCreary).
17	4	1-10-TEN 44	(1:15) (No Huddle, Shotgun) R.Wilson pass short left to C.Sutton to TEN 27 for 17 yards (D.Cole).
16	1	3-11-DEN 16	(3:52) (Shotgun) R.Wilson pass deep right to C.Sutton to DEN 32 for 16 yards (R.McCreary).
14	2	1-15-DEN 15	(11:21) (Shotgun) R.Wilson pass short left to L.Murray pushed ob at DEN 29 for 14 yards (T.Mitchell).
12	3	3-16-DEN 40	(7:39) (Shotgun) R.Wilson pass short right to E.Saubert pushed ob at TEN 48 for 12 yards (E.Molden).
11	1	1-10-DEN 6	(5:46) (Shotgun) R.Wilson pass short middle to G.Dulcich to DEN 17 for 11 yards (D.Long; M.Rice).

Ten Longest Plays for Tennessee Titans

Yards	Qtr	Play Start	Play Description
63	3	1-10-TEN 37	(5:25) R.Tannehill pass deep right to N.Westbrook-Ikhine for 63 yards, TOUCHDOWN.
41	4	3-4-TEN 39	(4:07) (Shotgun) R.Tannehill pass deep middle to C.Okonkwo to DEN 20 for 41 yards (P.Surtain).
25	1	1-10-TEN 28	(7:16) R.Tannehill pass short right to N.Westbrook-Ikhine pushed ob at DEN 47 for 25 yards (K.Jackson).
17	4	3-11-TEN 41	(9:48) (Shotgun) R.Tannehill pass short left to A.Hooper to DEN 42 for 17 yards (E.Bassey; K.Jackson).
16	2	2-10-TEN 38	(1:32) (Shotgun) R.Tannehill pass short right to N.Westbrook-Ikhine to DEN 46 for 16 yards (P.Locke).
16	2	1-10-DEN 25	(:29) (Shotgun) R.Tannehill scrambles up the middle to DEN 14 for 11 yards (J.Jewell).
15	3	2-8-TEN 22	(6:09) (Shotgun) R.Tannehill pass short right to T.Burks to TEN 37 for 15 yards (P.Surtain; J.Jewell).
10	3	2-13-TEN 27	(13:12) D.Henry left end to TEN 37 for 10 yards (K.Jackson).
9	2	3-9-DEN 9	(:16) (Shotgun) R.Tannehill pass short left to N.Westbrook-Ikhine for 9 yards, TOUCHDOWN.
8	4	3-5-TEN 25	(6:17) (Shotgun) R.Tannehill pass short middle to A.Hooper to TEN 33 for 8 yards (A.Singleton).

Touchdown Scoring Information

		Offense	Defense	Special Teams
VISITOR	Denver Broncos	1	0	0
HOME	Tennessee Titans	2	0	0

Player Scoring Information

Club	Player	TD	Rush TD	Rec TD	KO TD	Punt TD	Int TD	Fum TD	Misc TD	FG	XP	2Pt Rush	2Pt Rec	Sfty	Points
DEN	J.Virgil	0	0	1	0	0	0	0	0	0	0	0	0	0	6
DEN	B.McManus	0	0	0	0	0	0	0	0	1	1	0	0	0	4
TEN	N.Westbrook-Ikhine	0	0	2	0	0	0	0	0	0	0	0	0	0	12
TEN	R.Bullock	0	0	0	0	0	0	0	0	1	2	0	0	0	5

Possession Detail

	First Half		Second Half		Game	
	Visitor	Home	Visitor	Home	Visitor	Home
Largest Lead	10	0	0	7	10	7
Drives Leading	2	0	2	4	4	4
Time of Possession Leading	4:07	0:00	5:39	8:49	9:46	8:49
Largest Deficit	0	-10	-7	0	-7	-10
Drives Trailing	0	2	4	2	4	4
Time of Possession Trailing	0:00	4:14	11:25	4:07	11:25	8:21
Times Score Tied Up		0		0		0
Lead Changes		1		1		2

Playtime Percentage

Percent of playtime per player on offense, defense and special teams (Unofficial)

Denver Broncos					Tennessee Titans				
		Offense	Defense	Special Teams			Offense	Defense	Special Teams
C Anderson	T	80 100%		2 7%	A Brewer	G	62 100%		3 10%
Q Meinerz	G	80 100%		2 7%	D Daley	T	62 100%		3 10%
R Wilson	QB	80 100%			N Davis	G	62 100%		3 10%
D Risner	G	80 100%			N Petit-Frere	T	62 100%		3 10%
K Hinton	WR	77 96%			B Jones	C	62 100%		
C Sutton	WR	74 92%			R Tannehill	QB	61 98%		
G Dulcich	TE	71 89%			R Woods	WR	50 81%		
G Glasgow	G	55 69%			N Westbrook-Ikhine	WR	48 77%		
Q Bailey	T	50 62%		2 7%	A Hooper	TE	38 61%		
M Gordon	RB	43 54%			D Henry	RB	36 58%		
B Turner	T	30 38%			T Burks	WR	35 56%		
T Cleveland	WR	27 34%		23 79%	G Swaim	TE	33 53%		3 10%
L Wattenberg	C	25 31%		2 7%	D Hilliard	RB	26 42%		19 66%
L Murray	RB	25 31%			C Okonkwo	TE	20 32%		23 79%
J Virgil	WR	24 30%		5 17%	K Rader	TE	13 21%		16 55%
E Tomlinson	TE	21 26%		6 21%	C Hollister	WR	9 15%		15 52%
E Saubert	TE	15 19%		25 86%	H Haskins	RB	2 3%		23 79%
C Edmonds	RB	15 19%			M Willis	QB	1 2%		
M Washington	WR	7 9%		14 48%	A Adams	SS		80 100%	5 17%
J Jeudy	WR	1 1%			R McCreary	CB		80 100%	4 14%
D Mathis	CB		62 100%	2 7%	T Mitchell	CB		80 100%	
J Jewell	LB		62 100%	1 3%	K Byard	FS		80 100%	
P Surtain	CB		62 100%	1 3%	D Long	LB		61 76%	
K Jackson	SS		62 100%		M Edwards	DT		59 74%	3 10%
D Jones	DE		51 82%	1 3%	E Molden	CB		56 70%	
P Locke	FS		49 79%	13 45%	D Autry	DE		52 65%	2 7%
J Cooper	LB		43 69%	15 52%	D Walker	DE		44 55%	1 3%
K Williams	CB		38 61%	1 3%	M Rice	LB		43 54%	10 34%
D Jones	DT		38 61%		T Tart	DT		43 54%	4 14%
M Purcell	NT		35 56%	5 17%	R Weaver	LB		43 54%	2 7%
A Singleton	LB		33 53%	13 45%	D Cole	LB		36 45%	26 90%
D Williams	DT		32 52%	4 14%	K Strong	DE		27 34%	2 7%
N Bonitto	LB		31 50%	1 3%	S Okuyinonu	DE		26 32%	
J Harris	DE		24 39%	3 10%	J Kalu	FS		23 29%	14 48%
J Martin	DE		22 35%	27 93%	T Avery	CB		14 18%	23 79%
E Basse	CB		16 26%	27 93%	L Murchison	DT		13 16%	3 10%
J Griffith	LB		13 21%	26 90%	N Jones	DT		13 16%	
M Henningsen	DE		9 15%	12 41%	L Johnson	CB		7 9%	10 34%
J Strnad	LB			26 90%	J Jones	LB			26 90%
D Turner-Yell	SS			14 48%	T Carter	FB			15 52%
A Harris	FS			14 48%	R Stonehouse	P			14 48%
C Waitman	P			11 38%	C Board	WR			13 45%
M Fraboni	LS			11 38%	M Cox	LS			11 38%
B McManus	K			5 17%	C Farley	CB			10 34%
M Ojemudia	CB			5 17%					

R Bullock	K	4	14%
L Clark	T	3	10%
C Levin	C	3	10%



TENNESSEE TITANS

**LAST WEEK'S
GAME CLIPS**

SIX THINGS THAT STOOD OUT FOR THE TITANS IN SUNDAYS WIN OVER THE BRONCOS

BY JIM WYATT
TENNESSEETITANS.COM
NOVEMBER 13, 2022

NASHVILLE – The Titans beat the Broncos 17-10 on Sunday at Nissan Stadium.

Here's a look at six things that stood out in the contest:

Relentless Defense

The performance of the defense was incredible on a day when the Titans played without five starters (DL Jeffery Simmons, OLB Bud Dupree, ILB Zach Cunningham, CB Kristian Fulton, S Amani Hooker). Others rose to the occasion as the defense tallied six sacks and a mind-boggling 18 QB hits. DeMarcus Walker (1.5), Rashad Weaver (1.5), Mario Edwards (1), Naquan Jones (1) and Dylan Cole (1) all tallied sacks, and cornerback Terrance Mitchell intercepted Broncos quarterback Russell Wilson at the end. The Titans held the Broncos scoreless in the second half as Wilson ran for his life. "Coach Vrabel emphasizes us fighting, and us being able to take care of the little things, take care of the details," said Jones. "No one is ever going to quit on this team – we are always going to fight. And we did that today."

NWI A-OK

Receiver Nick Westbrook-Ikhine stepped up big for the Titans. One game after the Titans receivers faced criticism after being held without a catch in Kansas City, Westbrook-Ikhine caught five passes for 119 yards and two touchdowns. Westbrook-Ikhine made a tough catch on his nine-yard snag from Tannehill, and he also scored on a 63-yard touchdown on a flea-flicker. He was big for the Titans when it mattered. "I feel like we made the plays we needed to make, ignored

all the noise, and we came out here and played football," Westbrook-Ikhine said. "I'm glad I was able to do my part to help the team today."

Tannehill's Return

The Titans got their starting quarterback back, and Ryan Tannehill came through when the team needed him. Tannehill, who missed the past two weeks with an ankle injury, was slow out of the starting gate. But he showed some guts and made some big throws in clutch situations. Tannehill completed 19-of-36 passes for 255 yards and two touchdowns in the game, and he also had an 11-yard run on a much-needed touchdown drive at the end of the first half. Tannehill completed a big third-down touchdown pass to Westbrook-Ikhine to end that drive, and he also executed the flea-flicker with a bomb to NWI. Tannehill made some big throws late, too, as the Titans surged ahead. "Things were ugly early," Tannehill said, "but guys hung with me and kept battling and we found a way to start making some plays and take advantage of some looks we were getting and made some big plays down the stretch when we needed it."

Mistakes

Let's face it – the Titans were fortunate their opponent on Sunday was a listless Broncos team. Denver is scrappy on defense, and they play with grit. But the Titans made things even harder on themselves because of mistakes, especially on offense. Go ahead and question Todd Downing's fourth quarter play call involving back-up QB Malik Willis, but Willis has to be able to execute that play without fumbling. The Titans made a number of blunders in this one, from drops by Geoff Swaim, Robert Woods and Derrick Henry to nine penalties for 60 yards. Some of the penalties were mental errors, like lining up offsides. The Titans are going to have to be better, because some much tougher opponents are on the horizon. "(We) just have to continue to

focus, continue wanting to get better as a team in all three phases," Henry said. "Just try and get better each and every day."

Special Teams

Take a bow, punter Ryan Stonehouse. The Titans punter was a game-changer on Sunday as he punted eight times for 432 yards, including punts of 64, 66 and 66 yards. Stonehouse put three punts down inside the 10 – at the four, six and eight-yard line – while averaging 54.0 yards, and a 47.3-yard net. "I've told you this for a while," Coach Mike Vrabel said. "That's got to be a strength of our team – I feel like we have the ability to be the best punt team in the NFL, the way that Stoney hits them and guys going down there. ... Guys get excited because they know the ball is going to be in the air for a long time and they can go down there ... and guys would have an opportunity to make some plays." Cole made a huge hit on coverage, and Vrabel also gave a shout-out to another player I'll mention in the next section. There was a not-so-great development here: Kicker Randy Bullock was injured in warm-ups, which limited his availability on Sunday and has his status for Thursday's game at Greey Bay in question.

Stepping Up

Across the board, Titans stepped up and made plays, from Edwards (1 sack, 4 QB hits) to Walker (1.5 sacks, 3 QB hits) to NWI, with his two big TD catches. Mitchell's pick sealed it, but he also led the team with eight tackles and three passes defended on a day when the team was without Fulton. Linebacker Monty Rice (7 tackles) took advantage of his extra work, and on offense a pair of tight ends made big plays later – Austin Hooper had two big third-down catches, and rookie Chig Okonkwo provided a 41-yard grab. Another guy who deserves some props, as Vrabel pointed out – C.J. Board, who averaged 12.8 yards a return, including a long of 17, while also doing a good job covering punts. "I

had a lot of fun out there," said Board, called up from the practice squad on Saturday. "I am thankful they gave me an opportunity to do so, and hopefully I'll continue to get to do that."

###

TITANS FIND A WAY IN 17-10 WIN OVER THE BRONCOS

BY JIM WYATT
TENNESSEETITANS.COM
NOVEMBER 13, 2022

NASHVILLE – The Titans found a way on Sunday.

Playing without five starters on defense, and on a day when starting quarterback Ryan Tannehill returned to action, the Titans beat the Broncos 17-10 at Nissan Stadium.

The defense was relentless all day, and the offense made enough plays to win it.

"It definitely makes me proud," Titans safety Kevin Byard said. "I say it all the time: Guys get an opportunity to go out there and ball out when other guys are down. It's the way this league goes: When one guy goes down, 'Are you going to take advantage of your opportunity? Or, 'Are you going to let it slip away?'"

The Titans didn't let it slip away.

The defense produced six sacks and 18 quarterback hits while shutting out the Broncos in the second half.

Tannehill, meanwhile, completed 19-of-36 passes for 255 yards and two touchdowns – both to receiver Nick Westbrook-Ikhine.

It all added up to another win, as the Titans improved to 6-3.

"For us to go out there and keep battling in all three phases, it is absolutely huge," Titans HC Mike Vrabel said. "I thought (the guys) never quit, and they tried to pick

each other up and support each other. When the offense needed a play, the defense was able to come and help. And when we gave up a touchdown on defense, we needed a drive offensively, we needed a big play (our offense came through). And I thought our special teams kept us in there.

"Guys took advantage of their opportunities. ... They battled."

It was ugly early.

The Broncos took a 7-0 lead on a 66-yard touchdown pass from quarterback Russell Wilson to receiver Jalen Virgil.

The Broncos extended their lead to 10-0 on a 39-yard field goal by kicker Brandon McManus.

But the Titans got off the mat.

The Titans put together a beautiful scoring drive at the end of the first half, and capped off the 13-play, 75-yard drive with a nine-yard touchdown pass from Tannehill to Nick Westbrook-Ikhine with 12 seconds left before halftime, which made it 10-7 at the break.

The Titans then took a 14-10 lead on a beautifully executed flea-flicker that ended with Westbrook-Ikhine being on the receiving end of a 63-yard touchdown toss from Tannehill, who took a pitch back from Derrick Henry.

"I've felt better in my life," said Tannehill, who missed the past two games with an ankle injury, "but the win tastes good, I'll tell you that much. ... Things were ugly early, but guys hung with me and kept battling and we found a way to start making some plays."

The Titans made it 17-10 with 2:59 left on a 35-yard field goal by kicker Randy Bullock, and the team then held on down the stretch.

Cornerback Terrance Mitchell intercepted Wilson with 11 seconds left to seal the win on a day when DeMarcus Walker (1.5), Rashad Weaver (1.5), Mario Edwards (1),

Naquan Jones (1) and Dylan Cole (1) all tallied sacks.

The Titans were without five starters on defense – DL Jeffery Simmons, OLB Bud Dupree, ILB Zach Cunningham, CB Kristian Fulton and safety Amani Hooker.

"Next man up," Walker said. "We just had to continue fighting, and the guys on the field had to make the plays they had to make."

The Titans return to action on Thursday night at the Green Bay Packers.

###

SEE TENNESSEE TITANS TAKE LEAD VS. DENVER BRONCOS ON FLEA FLICKER TD TO NICK WESTBROOK-IKHINE

BY NICK GRAY
THE TENNESSEAN
NOVEMBER 13, 2022

The Tennessee Titans have had the worst offense in the NFL, by yardage and by points scored, in the second half this season.

A flea flicker against the Denver Broncos on Sunday could be the cure to the Titans' second half blues.

Ryan Tannehill took a pitch back from Derrick Henry and found a wide open Nick Westbrook-Ikhine down the right sideline. Westbrook-Ikhine made a Broncos defender missed and won the race to the end zone for a 63-yard touchdown catch. Tennessee took its first lead of the day at 14-10 with 5 minutes, 14 seconds left in the third quarter at Nissan Stadium.

Take a look.

It was Westbrook-Ikhine's second touchdown catch of the day. He caught one in the back corner of the end zone with seconds left in the first half to get the Titans on the board.

The Titans offense struggled to do much before that first half-ending drive, punting six times and earning two first downs in six possessions.

But the Titans are now in the lead, with Westbrook-Ikhine and a flea flicker to thank.

###

TENNESSEE TITANS GRADES VS. DENVER BRONCOS: HOW RUSSELL WILSON WAS SMOTHERED

***BY NICK SUSS
THE TENNESSEAN
NOVEMBER 14, 2022***

The Tennessee Titans stuck to the script on defense and found a few big plays on offense to take down quarterback Russell Wilson and the Denver Broncos.

The Titans defeated the Broncos 14-10 on Sunday at Nissan Stadium. Despite missing nearly half of their defensive starters, the Titans (6-3) held Wilson and the Broncos offense to just one big play, keeping Wilson under near-constant pressure. Instead of the usual dose of Derrick Henry carries, the offense responded with a well-crafted two-minute drill before halftime and a big gain on a flea-flicker trick play to score enough to stay ahead.

Here are The Tennessean's grades for the Titans' performance against the Broncos (3-6).

Offense: C

Six punts on the first six possessions of the game isn't a great way to start. And it's never a good sign for this offense when Henry doesn't get going. But getting quarterback Ryan Tannehill back sparked enough variety for the offense to open some things up in the passing game, leading to two touchdown catches for receiver Nick Westbrook-Ikhine. It wasn't beautiful, but it got the job done.

Defense: A-

The Broncos scored their touchdown on one long coverage bust that turned into a 66-yard score. Other than that blemish, the defense looked elite, including forcing a game-sealing interception with 11 seconds remaining. Even if Jeffery Simmons, Bud Dupree and Harold Landry were playing, recording 18 quarterback hits would've been impressive. With all of those guys out, plus top corner Kristian Fulton and linebacker Zach Cunningham, this performance was remarkable.

Special teams: B

Newly elevated punt returner C.J. Board did a solid job. Punter Ryan Stonehouse made the most of his many opportunities, downing three punts inside the 20-yard line. Stonehouse also took some reps as the kickoff specialist in place of placekicker Randy Bullock, who didn't have much of a role.

Coaching: B-

The play-calling wasn't particularly inspired before the flea-flicker, but give the coaches some bonus points for that call. The defense dialed up some creative blitzes and did a good job of containing Wilson off the edge to prevent the scrambles that hurt the Titans last week against the Kansas City Chiefs. Bringing backup quarterback Malik Willis in for one play only to have him fumble on a zone read on the precipice of field goal range was a puzzler.

Overall: B

Wins are wins in the NFL. The Titans continually prove their defense is among the league's best, but the offense still looks out of rhythm despite glimpses of big-play potential. The team probably played better in a loss last week than it did in a win this week, but competition matters, and the Titans squeaked one out.

###

NWI'S REDEMPTION — AND 3 OTHER TAKEAWAYS AS TENNESSEE TITANS BATTER BRONCOS

***BY GENTRY ESTES
THE TENNESSEAN
NOVEMBER 14, 2022***

Four observations from the Tennessee Titans' 17-10 victory over the Denver Broncos on Sunday at Nissan Stadium.

Saving the day: Nick Westbrook-Ikhine?

After the loss in Kansas City last Sunday, Nick Westbrook-Ikhine was upset with himself for failing to make a tough catch that slipped through his hands. Wasn't just him. None of the Titans wide receivers had a catch against the Chiefs.

So I can't imagine many fantasy football lineups Sunday included Westbrook-Ikhine, who stepped up with the best game of his career when the Titans (6-3) had to have it.

NWI's 119 receiving yards and two touchdowns on five catches — along with another solid effort from the Titans' defense and pass rush — rescued the team from what would have been a particularly nasty defeat. NWI's 9-yard TD to end the first half was a nice toe-drag catch — and it was clutch, coming on third-and-goal. Then he was all alone in the secondary for a 63-yard touchdown on a flea-flicker that put the Titans ahead for the first time.

It was the first 100-yard receiving game for a Titans receiver in nine games this season.

Quarterback Ryan Tannehill's return after a two-game absence didn't drastically improve the Titans' offensive scoring, but it did boost the production of the passing game. Receivers Westbrook-Ikhine, Treyton Burks and Robert Woods each had multiple receptions

Sunday. Tight end Austin Hooper also had five catches for 41 yards.

About that (wobbly) offense

As for Tannehill, his ankle looked healthy enough. He had 255 yards on 19-of-36 passing and scrambled at one point for an 11-yard gain while withstanding consistent pressure from Broncos defenders. It was often too much pressure, in fact, as pass protection problems continued to hinder a Titans offense that just isn't very good, with or without Tannehill at quarterback.

Most of Sunday was ugly, honestly, even by this season's offensive standards.

The newest — and biggest — issue Sunday was an inability to get Derrick Henry going after five consecutive 100-yard rushing games. Oddly enough, the Titans leaned more early on the pass and Tannehill than the run and Henry. Neither worked particularly well in the first half. After their first six possessions Sunday, the Titans had punted six times and accumulated only 51 net yards while going three-and-out four times.

As much as the Titans' offense struggled, it was driving in the fourth quarter up 14-10, about to put away the game. And then on third-and-2, the Titans opted to put backup quarterback Malik Willis in the game cold. A botched play and potential handoff was fumbled. The Broncos recovered, keeping them in the game. It was yet another too-cute offensive play call by the Titans, at an awful time for an awful result.

The Titans did find a way, though. Either on NWI's touchdowns or a huge 41-yard completion to rookie tight end Chig Okonkwo in the fourth quarter that set up a field goal to push the lead to 17-10 with 2:59 remaining.

Much of the credit, of course, belonged to ...

About that (beat-up) defense

Credit the Titans' defense for playing well Sunday despite the absence of several key contributors, including star defensive lineman Jeffery Simmons, edge rusher Bud Dupree and cornerback Kristian Fulton. That didn't prevent the Titans from harassing Russell Wilson all afternoon. They finished the day with six sacks and it could have been more, considering they had 18 QB hits.

Linebacker David Long Jr. was knocked out of the game at times in the fourth quarter by a stinger — and was visibly frustrated as he tried to fight through it.

And cornerback Elijah Molden, who has been fighting a groin injury, was activated for this game — and started as the slot defensive back — but exited in the second half with, again, a groin injury.

Even more Ryan Stonehouse

As the teams traded punts for much of Sunday's game, the most impactful player for the Titans might have been rookie punter Ryan Stonehouse. He averaged 52.7 yards on six first-half punts and put three of them inside Denver's 20. After a 74-yarder by Stonehouse rolled into the end zone, he actually looked to the sideline hitting his chest, as if to say "My bad" that it wasn't downed shy of the goal line.

Then to start the second half, Stonehouse took over kickoff duties from Randy Bullock, who appeared to be less than 100% healthy. Stonehouse booted his first kickoff into the end zone for a touchback.

This kid continues to be one of the best decisions the Titans have made in 2022.

###

**HOW TENNESSEE TITANS
QB RYAN TANNEHILL
DECIDED IT WAS RIGHT
TIME TO RETURN FROM
INJURY**

**BY NICK SUSS
THE TENNESSEAN
NOVEMBER 13, 2022**

After missing two weeks with an ankle injury, Tennessee Titans quarterback Ryan Tannehill returned to action Sunday and put together arguably his best game of the season.

The Titans (6-3) defeated the Denver Broncos (3-6) in a 17-10 comeback win on Sunday at Nissan Stadium. Still dealing with the ankle injury that kept him out the previous two weeks, Tannehill threw for 255 yards and two touchdowns and rushed twice for 12 yards. He completed eight passes for 59 yards on a drive right before halftime to get the Titans on the scoreboard for the first time, perfectly executed a flea-flicker for a 63-yard score and found players in space to lead a drive that set up a field goal in the fourth quarter to put the Titans up by seven points.

"Things were ugly early," Tannehill said. "Guys hung with me and kept battling. We found a way to start making some plays, take advantage of some looks that we were getting and make some big plays, especially down the stretch when we needed them."

The Titans' offense started slowly, punting at the end of each of its first six drives. But after that, Tannehill looked like the vintage version of himself, throwing for 214 yards and two touchdowns on 15 completions across the final drive of the second quarter and the second half.

Tannehill said he started feeling confident about his ability to play when he returned to practice in a limited role on Wednesday. He said he "had a feeling" as the week progressed that he'd be able to play through the pain, but the pain is still there. He joked about coming up limping after an 11-yard rush in the second quarter that he hadn't tested that aspect of his game in a few weeks and felt the effects after the play.

With the Titans' next game coming as a quick turnaround on Thursday against the Green Bay Packers, the challenges ahead of Tannehill to recover quickly and to stay healthy will be daunting. But he's optimistic that Sunday's outcome will give him the boost he needs.

"It'll be interesting to see how I feel in the morning," Tannehill said. "But everything feels a little better when you win."

###

HOW TENNESSEE TITANS PROVED THEY CAN TERRORIZE A QUARTERBACK — EVEN WITH THE BACKUPS IN

***BY NICK SUSS
THE TENNESSEAN
NOVEMBER 13, 2022***

Broncos Country did not ride Sunday. The Tennessee Titans' defensive front made sure of that.

The Titans shut down the Broncos in a 17-10 win on Sunday at Nissan Stadium without many of their best defenders. Defensive tackle Jeffery Simmons, edge rusher Bud Dupree, inside linebacker Zach Cunningham, safety Amani Hooker and cornerback Kristian Fulton joined edge rusher Harold Landry III on the injured list before the game, and linebacker David Long Jr. and defensive back Elijah Molden went down mid-game, leaving the Titans without most of their best available starting lineup.

Nevertheless, the Titans (6-3) overwhelmed Broncos quarterback Russell Wilson, hitting him 18 times and sacking him six times to hold the Broncos (3-6) to 4.3 yards per play, force nine punts and a turnover and keep Denver from scoring in the second half. Simmons, Dupree and Landry usually make up the Titans' nightmare trio of pass rushers, but lesser-used defensive linemen DeMarcus Walker, Rashad Weaver and Mario Edwards Jr. all set

career highs for quarterback hits in one game. Weaver and Walker combined for two sacks and a forced fumble on the Broncos' final drive, and Edwards registered a hurry on Wilson's game-sealing interception with 20 seconds left.

"Anytime guys like Jeff or Bud aren't out there – those are guys who change the game – you want to go out there and do the same thing," Weaver said. "Not only to step up but to make those guys proud. Jeff, Bud, those guys watching at home, we want them to see there's no fall-off and we're holding the game up to their standard."

Weaver said the defensive line trio came into Sunday aware of the opportunity ahead of it. He said Edwards came up to him a few minutes before kickoff and said, "Let's ride ...," an obvious jab at Wilson's now-ubiquitous catchphrase since being traded to Denver.

And ride the defensive front did. Last week, the Titans lost to the Kansas City Chiefs in large part because of quarterback Patrick Mahomes' ability to slip through vacant pass-rush lanes and make yards with his legs. The Titans' depleted defense didn't allow history to repeat itself with Wilson, who rushed seven times for eight yards while surrendering 38 yards in sack losses.

"Russ is a killer," Walker said. "When you've got a guy that's making over \$40 million who's been to the big show and won it? Guys can keep their composure if they're getting rattled or not. So you've got to continue playing on the next play and be a professional."

Weaver said Wilson's combination of size and pocket savvy makes him one of the toughest quarterbacks to bring down. But the Titans kept hassling Wilson despite his bevy of dips and ducks out of pressure. Weaver gushed about the way defensive tackles and defensive backs alike kept chasing

Wilson from the backside anytime he tried to escape the pocket, not allowing the quarterback to steal cheap yardage the way Mahomes did.

Now the Titans are the only AFC team that has racked up more than 200 sack yards this season. Only the Dallas Cowboys and New England Patriots are averaging more sacks per game than the Titans' 3.2, and Tennessee's defense has recorded three or more sacks in six-straight games.

The upshot of this performance is obvious. Simmons and Dupree are expected back this season. Interior stalwarts Denico Autry and Tear Tart aren't going anywhere; they contributed five tackles and three quarterback hits of their own versus Denver. But when Weaver, Edwards and Walker can be counted upon for 11 quarterback hits and four sacks as situational pass rushers or well-rested menaces for when the stars ahead of them need a breather, it means this Titans defense never has to relent.

Two of the Titans' next three games come against teams that entered Sunday in the top 10 in the NFL in sacks allowed. As the Titans' offense struggles with consistency, winning with defense is still the best formula for this team to make a playoff run.

Being two- and even three-deep at pass rusher is a great way to ensure that formula succeeds.

"We know what we can do," Weaver said. "We just look forward to it. Always looking to take advantage. We want every opportunity, and it paid off."

###

THESE TENNESSEE TITANS HAVE A MOUNTAIN OF PROBLEMS BUT WINNING ISN'T ONE

***BY GENTRY ESTES
THE TENNESSEAN***

NOVEMBER 14, 2022

The needle just doesn't move. The narrative doesn't change. The Tennessee Titans keep playing the same football game, it seems, and winning most of them.

Sunday afternoon's 17-10 home survival of the decidedly subpar Denver Broncos was basically a duplicate of Titans victories that preceded it this season.

Yet another performance that while good enough, was ultimately not that good. Another win worthy of concern more than praise. Another sigh of relief as much as celebration.

I know it. You know it.

Deep down, I'm pretty sure they do, too.

Once again, we're exiting a victory in which you'd be kidding yourself to view these flawed Titans (6-3) as more than just an average NFL operation – above-average defense and pass rush mixed with a below-average offense – that isn't outstanding at much.

Except winning.

See, that's the thing about this weird season: You still can't argue with a scoreboard.

Even if you believe that scoreboard still is hiding something.

Even if you still want to stand on the table and scream warnings about an awful offense that's going to have to get a lot better to have any chance to win anything in the playoffs.

Everyone has to see that, right? You can't ignore the fact the Titans' offense ranks last in the NFL and was atrocious for much of Sunday's game, even with Ryan Tannehill and Treyton Burks back. There are flashes, sure, but no consistency. And what's most troubling is that this offense isn't getting better. It isn't any closer to taking over a game – or being able

to create distance in the second half.

"We know how to win here," center Ben Jones said. "We run the ball and play good defense."

That's true.

But against the Broncos, the Titans even didn't do the first of those two.

Derrick Henry ran for only 53 yards on 19 carries. Until Sunday, the Titans since 2019 had a 27-5 record when Henry played and reached at least 84 yards and a 4-11 record when he did not. The Broncos successfully did what many opponents try – and few accomplish – with Henry. They just didn't have the offense themselves.

"Every week I'm pretty sure that everybody is intent on stopping Derrick," Titans coach Mike Vrabel said. "... We've got to get him going. I think that's obvious. Today was tough sledding."

Without the run game, the Titans' offense was a mess for most of the day. And even when it wasn't, offensive coordinator Todd Downing remains determined to get cute and try some terribly ill-fated late play call that keeps the other team around just as the Titans are about to shut the door. Against the Broncos, it was putting backup quarterback Malik Willis in cold for a short-yardage play.

Last time the Titans did that with Willis, he fumbled an exchange in a costly situation.

This time, he fumbled an exchange in a costly situation.

Gee, who could have guessed?

The defense bailed the Titans out of that one, though, because the defense usually does. For all the hand-wringing over the offense, we're probably underrating the tenacity of the defense in spite of growing challenges on that side of the ball, too.

The Titans this season have been outgained in every game except one. If an offense can't sustain drives and score more than 24 points in a game, it's never easy. It's forever asking too much of the defense. And while the Titans' defense keeps responding, the weight of a constant burden is taking a toll.

After the Chiefs ran 91 plays to the Titans' 48 last Sunday, the Titans' defense ended up without several key contributors against the Broncos. Defensive lineman Jeffery Simmons' ankle injury finally sidelined him. Edge rusher Bud Dupree seemingly can't stay healthy. Same for safety Amani Hooker. Linebacker Zach Cunningham's elbow landed him on injured reserve this past week, a scary absence when David Long Jr. started dealing with a stinger Sunday.

A hamstring problem for No. 1 cornerback Kristian Fulton – who was inactive Sunday – was an especially unwelcome development, too. Once Elijah Molden was injured again Sunday, the Titans ended up with Roger McCreary in the slot and Tre Avery and Terrance Mitchell out there to end the game with the Broncos driving.

The Titans held on, though. They usually do.

"Proud of our guys the way we battled," Tannehill said. "That's one thing I know about this team is we're going to go battle. No matter what's going on."

He's correct. As I said, the narrative never changes, good as well as bad. These Titans really are tougher than a \$2 steak, to use one of Vrabel's sayings.

They also are a beat-up, exhausted bunch that's about to have to travel to Green Bay in like 15 minutes for a frigid Thursday night game against Aaron Rodgers. After that, they'll face the reigning AFC champion Bengals and then

perhaps the NFL's best team, the Eagles and A.J. Brown.

I'd say something is about to give.

But hey, it might not. With these Titans, it seemingly never does.

###

WESTBROOK-IKHINE SETS CAREER RECORD WITH SECOND TD TO GIVE TITANS LEAD OVER BRONCOS

BY TURRON DAVENPORT
ESPN
NOVEMBER 14, 2022

NASHVILLE, Tenn. -- The Tennessee Titans found a way to get a much needed big play when wide receiver Nick Westbrook-Ikhine caught a pass from Ryan Tannehill for a 63-yard touchdown Sunday at Nissan Stadium. The Titans took a 14-10 lead on the play over the Broncos.

In the third quarter, Titans offensive coordinator Todd Downing dialed up a flea-flicker and Westbrook-Ikhine faked like he was blocking before dashing down the field. Westbrook-Ikhine then cut back toward the middle of the field and raced to the end zone for the touchdown.

The touchdown was Westbrook-Ikhine's second score of the day. He caught a 9-yard pass for a touchdown in the second quarter. Westbrook-Ikhine's 119 yards and two touchdowns were both single-game career highs.

The 100-yard receiving performance by Westbrook-Ikhine is the first time a Titans receiver surpassed the 100-yard mark in a game this season. He only had caught one touchdown pass entering this week.

###

JUDGING NFL WEEK 10 OVERREACTIONS: IS TUA IN THE MVP RACE?

BY DAN GRAZIANO
ESPN
NOVEMBER 14, 2022

And in Week 10, the mighty Buffalo Bills -- preseason Super Bowl favorites who have outscored their opponents by a league-best average of 11 points per game -- fell into third place.

If ever there was an NFL Week 10 development just begging to be overreacted to, this might be it.

Josh Allen started and didn't look like a guy whose elbow was bothering him, but the Bills blew a 17-point lead at home and lost their second game in a row. The Miami Dolphins, meanwhile, absolutely rolled the Cleveland Browns and now occupy first place all alone in the AFC East -- with a head-to-head win against Buffalo in their pocket.

The New York Jets, idle this week, have the same record as Buffalo but also have a head-to-head win against the Bills.

And the New England Patriots, also on a bye this week, lurk just one game behind -- the only fourth-place team in the league with a winning record.

A combination of things is responsible for the AFC East being the most interesting division in the world. Part of it is the Dolphins' lightning-strike offense, coached by Mike McDaniels and powered by Tyreek Hill, Jaylen Waddle and Tua Tagovailoa. Part of it is Allen's sudden tendency to throw end zone interceptions. Part of it is the Jets having a better all-around roster than a lot of people realized, and part of it is the Patriots just getting the most out of what they have.

But I want to start the Week 10 Overreactions column with the Dolphins and the Bills because they both played Sunday, and their results seem to be the most relevant to the NFL's playoff picture (including, by the way, the NFC one, because no, I haven't forgotten

about the team that came back to beat Buffalo in this one). First up this week are the Dolphins, because, frankly, they've earned it.

The Tennessee Titans are going to sneak in and steal that No. 1 AFC seed again

I was at the Titans' 17-10 victory over the Denver Broncos on Sunday. It was, for long stretches, tough to watch. But the Titans managed to win it, which is kind of what they do. They're 6-3 and comfortably in first place in the AFC South, even though they've allowed more points this year than they've scored. Their highest single-game point total of the year is 24, and they haven't hit 20 in a game since Week 5. But their only loss since Week 2 was last week's overtime loss in Kansas City with rookie backup quarterback Malik Willis under center. Certainly no shame in that one. Tennessee is as well coached a team as there is in the league -- if you define good coaching as doing more with less. Head coach Mike Vrabel runs a consistent program, and his teams don't beat themselves. Defensive coordinator Shane Bowen is overseeing one of the league's most consistently dominant units -- even Sunday, on a day when they were severely short-handed. Offensive coordinator Todd Downing is perpetually short-handed, but again, his unit is finding a way to score enough points pretty much every week. They're no fun to play against, that's for sure.

Verdict: OVERREACTION

The Titans are only one game back of Kansas City in that race for the top AFC seed, but they're part of a really big group that's vying for that spot, and as mentioned, they lost to the Chiefs and would lose out on the tiebreaker if they didn't pass them. They play at Green Bay on Thursday this week, which isn't as scary as it used to be, but it's still a short-week road game and Tennessee's quarterback (Ryan Tannehill) is playing on a bad ankle. The Titans still have to play the Eagles and the Los Angeles Chargers on the road and the

Cincinnati Bengals and Cowboys at home. Again, full kudos to Vrabel and his staff for consistently putting this team in a position to win. And who knows? Maybe the offense improves as it continues to get healthier and the season moves along. If so, Derrick Henry remains an unmatched threat that, along with their defense, can help the Titans close out games. They'll certainly be a playoff team, and not an enjoyable one for their opponents. But I think there's too much for the Titans to overcome right now for me to envision them as the No. 1 seed for the second year in a row.

###

THINNED OUT DEFENSE NOT AN ISSUE FOR TITANS IN FIGHTING OFF BRONCOS

**BY PAUL KUHARSKY
PAULKUHARSKY.COM
NOVEMBER 13, 2022**

NASHVILLE, Tenn. – On his way into the locker room after warmups, as the field goal team lined up for its customary final practice try, Ryan Tannehill pantomimed a kick alongside it before heading inside.

On an afternoon when the Titans were without five defensive starters and lost another key guy along the way in his first game of the season, it didn't come to the quarterback kicking field goals for Randy Bulluck, who hurt himself before the game. Tannehill said the one time he tried a kick as a college freshman he drilled the left guard in the back of the head.

But a lot sure went wrong for the Titans, who nevertheless found a way to win another one. This time it was a 17-10 home win over the offensively inept Denver Broncos that lifted Tennessee's record to 6-3.

The Broncos slightly outgained the Titans in net yards – 313-307 – making it the eighth time in nine games Tennessee's opponent has

won the yardage battle. The Titans are showing they can make it moot.

Let's dig into the key elements of this win.

The passing offense: Ryan Tannehill returned from two missed games to give the passing game a jolt with 19 completions on 36 attempts for 255 yards – 120 more than Malik Willis has in two games combined filling in for the Titans' starter.

Despite sloppy drops from Geoff Swaim, Derrick Henry, Robert Woods, Nick Westbrook-Ikhine and a ball Dontrell Hilliard probably should have made a play on, the passing offense ultimately did enough after a woeful first half saved only by a nice 2:00 drill.

“Things were ugly early, but guys hung with me and kept battling,” Tannehill said. “We found a way to start making some plays and take advantage of some looks that we were getting. And made some big plays, especially down the stretch when we needed it.”

Nick Westbrook-Ikhine had a huge drop for Willis in Kansas City last week that could have gotten the Titans in field goal range and put the Titans ahead two scores. He seemed shocked after the game when criticism of the team's receivers, who made no catches in that game, was brought up as a season-long theme.

Sunday, he had the biggest game of his career with a 9-yard TD to seal the 2:00-drive at the end of the first half and a flea-flicker reception on the wide-open trick play in the third quarter for the go-ahead score that made it 14-10.

He said they'd run the play at least three or four times at walk-through or jog-through and that they executed it in the game exactly as they needed to.

NWI finished with five catches for 199 yards and the two TDs, the best receiving day by any target for the Titans this year.

“I think Ryan was decisive, I think we protected him, we got into a good flow, penalty-free drive offensively,” Mike Vrabel said.

Derrick Henry: NWI and the passing offense did a lot to offset Derrick Henry's worst game of the year.

He ran 13 times for 25 yards in Buffalo when the Titans got stomped from the start. In this one, Denver had an early feel for how to bottle him up and 19 carries became just 53 yards, ending a string of five consecutive 10-yard games.

The Titans declined to go to Henry on a third-and-3 on the first series, throwing to Swaim for his drop; passed on a Henry handoff on a third-and-2 later in the first quarter, when Tannehill threw incomplete to Woods; successfully threw to Woods on a third-and-3 for 6 yards during their 2:00 drive; handed off to Dontrell Hilliard on third-and-3 for 2 yards in the third quarter; and turned again to a trick play involving Malik Willis on a third-and-2 that resulted in a lost fumble.

That's Todd Downing overthinking things and being too cute. If it's what he was trying to do, I don't know why you want to break the tendency when the tendency is your identity. The first series is awfully early to concede your best thing isn't working and the thing to do is to throw to a guy who earns his snaps by being a blocker.

The coordinator will take too much grief for the Willis play.

Bringing him in cold is not an issue. He's a quarterback who handles snaps for a living and the fact that he looks so lost and clueless a second time is completely on him. He's an athlete who should be able to go out there and confidently make the damn play they've drawn up for him in a game after he's started for two weeks.

Now, however, after two failures that's got to be scrapped. Which is unfortunate and is Willis' fault.

Russell Wilson: Without Jeffery Simmons, the defensive front still managed to put constant pressure on Russell Wilson, who sometimes danced out of the initial pressure only to buy himself time to make a poor decision. He's a shell of the guy who was so good for so long in Seattle.

He hit Jalen Virgil for a 66-yard touchdown against busted coverage in the second quarter.

But the real story of his game was his inability to deal with Tennessee's relentless pressure. He was hit 18 times and sacked six by a committee of rushers – DeMarcus Walker and Rashad Weaver had 1.5 each and Dylan Cole, Mario Edwards and Naquan Jones each got to him once.

Wilson connected on just half of his 42 passes, some of which were altered by pressure but some of which were simply off target.

Luke Wattenberg took over for injured center Graham Glasgow and when right tackle Billy Turner went down, practice squad call-up Quinn Bailey stepped in. The Titans took full advantage of two low-ranking pieces of Denver's offensive line.

Wilson escaped with just one pick, by Terrance Mitchell on a fourth-and-8 throw from the Titans' 25-yard-line with 20 seconds left. But the secondary didn't do well catching the ball the same way the offense didn't, and Mitchell and Josh Kalu dropped other chances.

Kalu could have intercepted Wilson on a third-and-9 throw into the end zone from the Titans' 21 intended for Tyrie Cleveland, but didn't corral his chance and watched a Brandon McManus 39-yard field goal sail through the uprights on the next play.

"I've got to go attack the ball," Kalu said. "It's easy fundamentals

for any DB in the league or any DB across the country. I've got to go be a better playmaker."

Special teams: C.J. Board's been on the Titans' practice squad since Oct. 17. Could he not have done in the past three games what he did against Denver for the punt return team?

Board fielded four punts efficiently and didn't do anything stunning, he just looked like an NFL punt returner with a 12.8-yard average and a long of 17. He looked interested in the job, unlike Woods, and competent at it, unlike Kyle Philips.

Ryan Stonehouse's net average on eight punts (47.3 yards) was longer than his counterpart, Corliss Waitman's, gross average (45.7) on nine and Stonehouse filled in capably on three of the team's four kickoffs, with two touchbacks.

"I've told you this for a while, that's got to be a strength of our team," Mike Vrabel said. "I feel like we have the ability to be the best punt team in the NFL the way that Stoney hits them, and guys are going down there. C.J. Board stepped up today, got the opportunity to come and help us on special teams, drew a penalty.

"I noticed Tre Avery. Guys get excited. Because they know the ball is going to be in the air for a long time. We knew that (Montrell) Washington wasn't going to fair catch them so there was going to be an opportunity to make some plays.

Bullock powered through his unspecified injury, hitting two PATs and a 35-yard field goal, but the Titans could be in the market for a kicker Monday.

Quick turn: The Titans just face the Chiefs who were coming off a bye and the Broncos who were coming off a bye. Now they head to Green Bay for a Thursday night game before a mini-bye they desperately need.

"It's a challenge each and every time a Thursday night game comes around," Tannehill said. "We've got to get past this one quickly and get your body right, do everything you can, you only have a few days to heal up and knock out any soreness.

"We're going to have to be diligent in our sleep, in our preparation in our healing. Just try to get as much work in as we can. In the training room and get our bodies right so that we can be ready to go on Thursday."

###

TANNEHILL RETURNS, THROWS 2 TD PASSES AS TITANS BEAT BRONCOS

**BY TERESA M. WALKER
THE ASSOCIATED PRESS
NOVEMBER 13, 2022**

NASHVILLE, Tenn. (AP) — Ryan Tannehill threw two touchdown passes to Nick Westbrook-Ikhine as the Tennessee Titans rallied from a 10-point deficit to beat the Denver Broncos 17-10 on Sunday.

The Titans (6-3) won for the sixth time in seven games. Tannehill returned after missing the last two games with a sprained right ankle, and he appeared rusty early as the Titans fell behind 10-0 in the second quarter and were trailing 208-53 in total yards shortly before halftime.

Denver came in rested off a bye, not that it helped as the Broncos (3-6) now have lost five of six.

The Broncos had plenty of chances but couldn't score after halftime. Russell Wilson had a final chance to tie the game, but his pass on fourth-and-8 from the Titans 25 was tipped and picked off by Terrance Mitchell, who dropped a would-be pick earlier, with 11 seconds left.

Tannehill and the Titans got going late in the second quarter.

The quarterback accounted for 70 yards on a TD drive capped with a 9-yard TD pass to Westbrook-Ikhine to pull within 10-7. In the third quarter, Titans used a flea-flicker with Derrick Henry tossing the ball back to Tannehill, who found Westbrook-Ikhine wide open down the right sideline for a go-ahead 63-yard TD.

Westbrook-Ikhine, undrafted in 2020 out of Indiana, had a career-high 119 yards receiving. Tannehill finished with 255 yards passing.

The Titans played without five defensive starters, including lineman Jeffery Simmons, a 2021 Pro Bowler, safety Amani Hooker and outside linebacker Bud Dupree. Cornerback Kristian Fulton was scratched pregame with an injured hamstring. They lost three other defenders to injuries during the game.

Tennessee still sacked Wilson six times. The veteran QB, whose first season with Denver since being acquired in a trade from Seattle has been disastrous, went 21-of-42 for 286 yards, one touchdown and the late pick.

Denver scratched safety Justin Simmons because of the knee he hurt two weeks ago in the Broncos' win over Jacksonville in London, and P.J. Locke made his first NFL start. Linebacker Baron Browning also was scratched.

Wilson got the Broncos across midfield for the first time midway through the second quarter when he found Jalen Virgil on the left sideline for a short pass the undrafted rookie from Appalachian State took 66 yards for the TD on his first NFL catch.

The Broncos added a 39-yard field goal by Brandon McManus.

INJURIES

Denver wide receiver Jerry Jeudy, who missed seven games last season with a high ankle sprain, was lost on the first offensive play after apparently tangling his feet

with Titans defensive back Andrew Adams. Jeudy immediately grabbed at his left ankle, limped to the sideline and was carted to the locker room.

Broncos right tackle Billy Turner hurt a knee in the second quarter and did not return. Center Graham Glasgow, starting in place of the injured Lloyd Cushenberry III, hurt a shoulder late in the third. He was replaced by rookie Luke Wattenberg, who had played one snap previously.

Titans defensive back Lonnie Johnson hurt a hamstring on punt coverage and was carted to the locker room. Cornerback Elijah Molden, activated off injured reserve Saturday, hurt a groin, while cornerback Caleb Farley left with an injured back.

UP NEXT

Denver hosts the Las Vegas Raiders next Sunday.

The Titans visit Green Bay on Thursday night.

###

WIDE RECEIVERS SILENCE CRITICS FOR A DAY

*BY JOHN GLENNON
SI.COM
NOVEMBER 13, 2022*

NASHVILLE – When he attended the Tennessee Titans' chapel service on Saturday night, wide receiver Nick Westbrook-Ikhine was struck by one bit of advice in particular:

If you live by the praise of man, you'll die by the criticism.

“That hit me last night and I really felt like we carried that into today – not worrying about what people say,” Westbrook-Ikhine said. “They can say whatever they want. We've just got to be ourselves.”

Westbrook-Ikhine and his fellow wide receivers came under plenty of criticism one week earlier when they failed to catch any of the five passes thrown their way. It marked just the fourth time in the last 20 seasons an NFL team had gone through a game without a wide receiver-reception, per ESPN Stats and Info.

Westbrook-Ikhine probably didn't do himself any favors after the Kansas City game either, when he suggested that was the first game the wide receivers had struggled this season. After all, the Titans entered that contest with the NFL's fewest combined receptions, receiving yards and touchdown catches from wide receivers.

But the third-year player answered critics of his position group in a big way during Sunday's 17-10 victory over the Denver Broncos. He had the best statistical day of his career with five receptions for 119 yards and two touchdowns.

It not only was the Titans' first 100-yard receiving effort of the season, but tripled the touchdown output of that position group. Robert Woods had been the only other wide receiver to catch a touchdown pass, and that occurred in Week 4 against Indianapolis.

Treylon Burks and Woods chipped in with a combined five catches for 34 yards, giving the Titans wide receivers 10 catches and 153 yards more than they'd posted against the Chiefs.

“Our mindset was just be us, be pros, handle ourselves like pros, ignore all the outside noise,” Westbrook-Ikhine said. “That's all we can do. That's what our job is. That's our job description. That's what we came to do.”

It was Westbrook-Ikhine who helped jump-start a sluggish offense late in the first half, when the Titans were trailing 10-0.

A 16-yard pass from Ryan Tannehill to Westbrook-Ikhine produced one first down, and a 6-

yard pass over the middle produced another – setting the Titans up at the Denver 35-yard line.

Six plays later, Westbrook-Ikhine beat the Broncos' cover-zero scheme to the back corner of the end zone, then outbattled Denver cornerback Patrick Surtain for the catch and tapped his toes down for a touchdown.

“That was another one similar to practice,” Westbrook-Ikhine said. “We had a rep just like that. I was able to run a route to the back pylon. Ryan delivered the exact same ball he did in practice, so I had full confidence in making that play.”

Westbrook-Ikhine's second touchdown was a splash play.

On first-and-10 at the Titans' 37 midway through the third quarter, Tannehill found Westbrook-Ikhine streaking down the right sideline wide open. A flea-flicker – Tannehill had handed the ball to Derrick Henry and Henry had pitched it back to Tannehill – had completely fooled the Broncos' defense.

Westbrook-Ikhine couldn't have asked for more time to focus on the football flying his way.

“Sometimes the wide-open ones you think a little bit too much,” Westbrook-Ikhine said. “Ryan delivered a great ball and the line had great protection on both those (touchdowns).”

“I feel like there was at least three or four times we walked through (that play) or jogged through it in practice, and we executed it exactly how we needed it. It was great.”

A receiver often praised for his blocking ability, Westbrook-Ikhine entered Sunday's contest with just seven catches for 138 yards through the season's first eight games.

After nearly doubling his yardage total in one game, who knows what might be next for Westbrook-

Ikhine and the rest of the receiving corps?

“It's huge,” Tannehill said. “You want to start stacking good performances. Those guys were doing a good job all game. They hung with me and started making plays there when I got them the ball as the game went on. So a lot of good things to stack and build on from that group.”

###

TANNEHILL SAVORS VICTORY IN RETURN TO ACTION

**BY JOHN GLENNON
SI.COM
NOVEMBER 13, 2022**

NASHVILLE –Ryan Tannehill made a triumphant return from injury in the Tennessee Titans' 17-10 victory over the Denver Broncos on Sunday at Nissan Stadium.

Just how the veteran quarterback will feel like Monday morning – or in four days, when the Titans travel to Green Bay – remains to be seen.

“I've felt better in my life,” Tannehill said. “But the win tastes good. I'll tell you that much.”

Tannehill had missed the Titans' last two games due to an ankle injury, which brought an end to his franchise-record streak of 49 straight quarterback starts.

The passing game struggled mightily in his absence, as rookie quarterback Malik Willis completed a combined 11 of 26 throws for 135 yards and an interception in the two contests.

But Tannehill's return on Sunday didn't exactly produce a magical or immediate transformation.

He completed just three of 10 passes for 35 yards in the first quarter, nearly was intercepted when he stared down Nick Westbrook-Ikhine on one and had

another batted down by Denver defensive lineman Dre'Mont Jones.

In fact, the Titans ran just 22 plays on their first six drives, totaling all of 56 yards.

Everything seemed to change, however, on Tennessee's final drive of the second half. That's when Tannehill connected on eight of 12 throws for 49 yards, including a perfectly placed nine-yard touchdown toss to Westbrook-Ikhine that cut Denver's lead to 10-7.

“Things were ugly early,” Tannehill said. “The guys hung with me and kept battling. We just found a way to start making some plays and taking advantage of some looks that we were getting. We made some big plays, especially down the stretch when we needed it.”

Added coach Mike Vrabel on the second-half drive: “Ryan was decisive. We protected him. We got into a good flow.”

Tannehill came through with a number of important second-half throws, hitting Westbrook-Ikhine on a 63-yard flea-flicker touchdown, and connecting with tight ends Austin Hooper and Chig Okonkwo on three critical third-down completions.

He wound up throwing for 255 yards overall, his third-highest total of the season.

But when all was said and done, Tannehill's day might just have been defined by a play that didn't even involve a pass.

It came in the closing seconds of the first half, with the Titans driving for that first score. Pressured in the pocket, the gimp-legged Tannehill nevertheless took off up the middle, scrambling for 11 yards that set the Titans up in first-and-goal.

“Yeah, definitely hadn't tested (my running ability in practice) and it didn't feel too good,” Tannehill

said. “But necessity there. Pocket got muddy. Things weren’t too clean downfield and I was able to squirt out of there.”

Said receiver Treyton Burks: “He gave effort and finish through the whole game. He was mentally tough, physically tough and he made plays when he needed to. He kept the offense together the whole time.”

The next challenge for Tannehill is to make sure that scramble – and the rest of Sunday’s hard-hitting contest – won’t hamper the 10-year veteran when the Titans battle the Packers on Thursday.

“It will be interesting to see how I feel in the morning,” Tannehill said. “But like I said, everything feels a little better when you win.”

###

BULLOCK PLAYS THROUGH PREGAME INJURY

**BY DAVID BOCLAIR
SI.COM
NOVEMBER 13, 2022**

NASHVILLE – It turned out that things were not as bad as Mike Vrabel initially feared.

“How much of a concern [is it] when you don’t have your kicker 10 minutes before the game?” the Tennessee Titans coach said. “A s***-ton.”

The Titans ultimately did have kicker Randy Bullock for their matchup with the Denver Broncos. He was just limited.

After being injured in pregame warmups, Bullock ceded most of the kickoff duties to punter Ryan Stonehouse but handled all of the placekicks as normal. He made both PATs he attempted and then capped his afternoon with a 35-yard field goal with 2:59 to play that provided the final points in Tennessee’s 17-10 victory.

Had Bullock not answered the bell, Stonehouse would have taken on the role of placekicker as well, and quarterback Ryan Tannehill would have subbed for Stonehouse as holder. In other words, two-thirds of the snap-hold-kick sequence would have involved backups.

“Yeah, I got that little birdie in my ear pregame, like, ‘Hey, you might be holding,’” Tannehill said. “Not the information you want to get in pregame, but Randy was able to stick it out and make some kicks for us there – extra points and then that crucial field goal there at the end.

“Definitely, he showed some toughness for us. He battled it out and came up big.”

Coaches and players ultimately had plenty of time to deal with the issue. Denver kicked off to start the contest, and the Titans did not need anyone to kick until Nick Westbrook-Ikhine scored on a 9-yard touchdown reception with 12 seconds to play in the first half. Bullock made the PAT and handled the subsequent kickoff, which went just 47 yards to the Broncos’ 18.

Stonehouse then kicked off to start the second half and after each of the Titans’ final two scores. The first two resulted in touchbacks.

“It’s part of my job to just do what I can to help the team,” Stonehouse said. “Obviously, with what happened, it’s just part of the job.

“I trained for (kickoffs) in high school, so you never really kind of lose that technique. It’s just a different style of kicking. I was happy I was able to put two for touchbacks.”

Bullock has been the Titans’ placekicker since Week 2 of 2021. In nine games this season, he has made 11 of 13 field goal attempts and all 19 PATs he has tried. With 52 points, he is second on the team in scoring to running back Derrick Henry (54 points).

His health will be a significant storyline over the next couple days. The Titans’ next contest is Thursday at Green Bay which means there is less time than normal for rest and recovery.

Unlike recent seasons, the Titans have not carried a kicker on their practice squad in this one. If they must seek an alternative, therefore, they will have to look outside the building.

###



TENNESSEE TITANS
UPDATED BIOS



47 ANDREW ADAMS

**DEFENSIVE BACK • 5'11" • 202 LBS • COLLEGE: CONNECTICUT
ACQUIRED: FREE AGENT - 2022 • NFL EXPERIENCE (NFL/TITANS): 7/1
HOMETOWN: FAYETTEVILLE, GA.
GAMES PLAYED/GAMES STARTED: 93/39 (PLAYOFFS: 7/0)**



Super Bowl: 2020

PRO: The Titans signed Andrew Adams to the team's active roster in Week 3 of the 2022 season off of the Pittsburgh Steelers' practice squad. The 5-foot-11-inch, 202-pounder arrives in Tennessee with 87 games (35 starts) of NFL experience, and has totaled 175 tackles, four quarterback pressures, six tackles for loss, seven interceptions, 23 passes defended, two forced fumbles and 15 special teams stops over seven seasons with the New York Giants (2016-17) and Tampa Bay Buccaneers (2018-21). The Fayetteville, Ga., native played collegiately at Connecticut (2012-15) where he appeared in 44 games with 33 starts and finished his career with 263 tackles, nine interceptions and 24 passes defended.

CAREER HIGHLIGHTS:

- Adams served as a key special teams contributor during the Tampa Bay Buccaneers' Super Bowl LV-winning season. He appeared in all 16 regular season games and played the fourth-most special teams snaps on the squad (297).
- In 2018, Adams recorded a career-high four interceptions, including three interceptions in one contest (vs. Carolina 12/2/18) in his first campaign with Tampa Bay.

TITANS TIDBITS:

- Adams comes from a long lineage of NFL players. His Uncle, Sam Adams, played offensive line from 1972-81. His cousin, Matt Forte, played running back from 2008-17. His cousin, Sam Adams, played defensive tackle from 1994-2007.
- Adams' brother-in-law is linebacker Alec Ogletree, and the two were teammates together on the New York Giants.
- Adams originally committed to Furman University as a centerfielder to play baseball, but de-committed when Connecticut wanted him to play football for the Huskies.

CAREER TRANSACTIONS:

- The Fayetteville, Ga., native originally signed with the New York Giants as an undrafted free agent following the 2016 NFL Draft.
- Waived by the Giants on Sept. 3, 2016 and signed to the team's practice squad two days later.
- Signed by the Giants to the team's active roster off of the practice squad on Sept. 24, 2016.
- Waived by the Giants on Sept. 1, 2018.
- Signed as a free agent by the Tampa Bay Buccaneers on Sept. 26, 2018.
- Signed as a free agent by the Detroit Lions on March 14, 2019.
- Waived by the Lions on Aug. 30, 2019.
- Signed by the Buccaneers on Sept. 10, 2019.
- Signed as a free agent by the Philadelphia Eagles on March 24, 2021.
- Waived by the Eagles on Aug. 31, 2021.
- Signed by the Buccaneers to the team's practice squad on Sept. 2, 2021.
- Signed by the Buccaneers to the team's active roster off of the practice squad on Sept. 13, 2021.
- Signed as a free agent by the Giants on July 26, 2022.
- Waived by the Giants on Aug. 26, 2022.
- Signed by the Pittsburgh Steelers to the team's practice squad on Sept. 5, 2022.
- Signed by the Titans to the team's active roster off of the Steelers' practice squad on Sept. 21, 2022.

SEASON RECAPS:

2022 (6/4 - Tennessee): Has tied for the team lead in tackles once in 2022 (vs. IND).

- Against Las Vegas (9/25), was inactive.
- At Indianapolis (10/2), made his Titans debut as a starter at safety and tallied five tackles with a quarterback pressure. Helped limit Jonathan Taylor to just 42 rushing yards on 20 carries in the victory.
- At Washington (10/9), saw action as a reserve at safety and recorded two tackles and a special teams stop.
- Against Indianapolis (10/23), started at safety and tied for the team lead with a career-high 10 tackles and an interception return for a touchdown. Stuffed Jonathan Taylor for no gain on a short pass in the flat in the opening quarter. Intercepted a Matt Ryan pass intended for Parris Campbell and raced 76 yards for a touchdown and a 10-0 Titans lead in the second quarter.
- At Houston (10/30), saw significant action at safety and notched a tackle and a quarterback pressure. Stuffed Dare Ogunbowale for no gain on a short pass in the fourth quarter.
- At Kansas City (11/6), started at safety and produced seven tackles.
- Against Denver (11/13), started at safety and posted seven tackles. Stopped Chase Edmonds for no gain on a short pass in the first quarter.

2021 (14/3, 2/0 - Tampa Bay): Appeared in 14 games with three starts and tallied 21 tackles, a quarterback pressure, a tackle for loss, an interception, four passes defended and three special teams tackles. Was inactive for three contests. Saw action in both postseason contests and notched a pass defended.

- Against Carolina (1/9/22), tallied an interception for 17 yards and one pass defended.

2020 (16/0, 4/0 - Tampa Bay): Saw action in all 16 games and tallied two special teams tackles. Appeared in all four of the team's postseason contests including Super Bowl LV, and amassed five tackles and one pass defended.

- At Green Bay in the NFC Championship (1/24/21), recorded a postseason-career-high five tackles and one pass defended.

2019 (14/11 - Tampa Bay): Appeared in 14 games with 11 starts and amassed a career-high-tying 45 tackles, three tackles for loss, one interception, three passes defended, one forced fumble and one special teams stop. Was inactive for one contest.

- Against New Orleans (11/17), posted a season-high seven tackles.
- At Detroit (12/15), recorded a 21-yard interception and added a pass defended.

2018 (13/4 - Tampa Bay): Saw action in 13 games with four starts and notched 36 tackles, a quarterback pressure, a career-high four interceptions for 34 yards, nine passes defended and two special teams stops.

- At Carolina (12/2), registered a career-best three interceptions for 21 yards and a career-high three passes defended. Became the third player in franchise history to produce three interceptions in a single contest.

2017 (16/4 - New York Giants): Appeared in all 16 games for the first time in his career and made four starts. Notched 28 tackles, a quarterback pressure, a tackle for loss, two passes defended, a forced fumble and six special teams stops.

- At San Francisco (11/12), posted his first career forced fumble. Added two tackles and one pass defended.

2016 (14/13, 1/0 - New York Giants): Played in 14 games with a career-high 13 starts as a rookie and registered a career-best 45 tackles, a quarterback pressure, a tackle for loss, an interception, five passes defended and a special teams tackle. Spent the first two weeks on the team's practice squad. Made his postseason debut and saw action in the team's playoff contest.

- Against Philadelphia (11/6), registered a career-high nine tackles and his first career interception. Added two passes defended.

COLLEGE:

- Appeared in 45 games with 33 starts over four seasons at Connecticut (2011-15) and finished his career with 263 tackles, 6.5 tackles for loss, nine interceptions, 24 passes defended, one forced fumble and three fumble recoveries.

- As a senior (2015), started all 13 games and led the team with 103 tackles. Added 3.5 tackles for loss, three interceptions and six passes defended. Named second team All-American Athletic Conference and team captain.

- As a junior (2014), started all 12 games and led the team with four interceptions for 104 yards. Totaled 95 tackles, 0.5 tackle for loss, a career-high eight passes defended, a forced fumble and a fumble recovery.

- As a sophomore (2013), saw action in eight games with six starts and finished the season with 42 tackles, 0.5 tackle for loss, two interceptions,

six passes defended and four forced fumbles.

- As a redshirt freshman (2012), played in 12 games with two starts and totaled 23 tackles, two tackles for loss, four passes defended and one fumble recovery.

- Majored in economics at Connecticut.

PERSONAL:

- Attended Woodward (Ga.) Academy where he was named first team All-City/South Fulton County by the Atlanta Journal Constitution as a senior.

- Son of Aaron and Shirley Adams.

- Follow Adams on Twitter @andrewadams33 and on Instagram @andrew_adams33.

- Born Andrew Adams on Aug. 28, 1993 in Fayetteville, Ga.

ANDREW ADAMS' TITANS GAME-BY-GAME

2022 Tennessee Titans

Date	Opp	W/L	P/S	Tot Solo	Asst	Sk	-Yds	QBP	TFL	Int-Yds	-TD	PD	FF	FR	-Yds	SpT
Sept 25	LV	W	IA													
Oct 2	@ Ind	W	S	5	3	2	0.0	0.0	1	0	0	0	0	0	0	0
Oct 9	@ Was	W	p	2	2	0	0.0	0.0	0	0	0	0	0	0	0	1
Oct 23	Ind	W	S	10	6	4	0.0	0.0	0	0	1	76	1	1	0	0
Oct 30	@ Hou	W	p	1	1	0	0.0	0.0	1	0	0	0	0	0	0	0
Nov 6	@ KC	L	S	7	6	1	0.0	0.0	0	0	0	0	0	0	0	0
Nov 13	Den	W	S	7	6	1	0.0	0.0	0	0	0	0	0	0	0	0
Nov 17	@ GB															
Nov 27	Cin															
Dec 4	@ Phi															
Dec 11	Jax															

Dec 18	@ LAC																		
Dec 24	Hou																		
Dec 29	Dal																		
Jan 7/8	@ Jax																		
Totals				6-1	6/4	32	24	8	0.0	0.0	2	0	1	76	1	1	0	0	1

ANDREW ADAMS' NFL STATISTICS

REGULAR SEASON

Year	Team	GP	GS	TACKLES						INTERCEPTIONS						FUMBLES			
				Tot	Solo	Asst	Sk	Yds	QBP	TFL	No	Yds	Lg	TD	PD	FF	FR	Yds	SpT
2016	N.Y. Giants	14	13	45	31	14	0.0	0.0	1	1	1	19	19	0	5	0	0	0	1
2017	N.Y. Giants	16	4	28	28	0	0.0	0.0	1	1	0	0	0	0	2	1	0	0	6
2018	Tampa Bay	13	4	36	27	9	0.0	0.0	1	0	4	34	16	0	9	0	0	0	2
2019	Tampa Bay	14	11	45	41	4	0.0	0.0	0	3	1	21	21	0	3	1	0	0	1
2020	Tampa Bay	16	0	0	0	0	0.0	0.0	0	0	0	0	0	0	0	0	0	0	2
2021	Tampa Bay	14	3	21	14	7	0.0	0.0	1	1	1	17	17	0	4	0	0	0	3
2022	Tennessee	6	4	32	24	8	0.0	0.0	2	0	1	76	76t	1	1	0	0	0	1
NFL Totals		93	39	207	165	42	0.0	0.0	6	6	8	167	76t	1	24	2	0	0	16

PLAYOFFS

Year	Team	GP	GS	TACKLES						INTERCEPTIONS						FUMBLES			
				Tot	Solo	Asst	Sk	Yds	QBP	TFL	No	Yds	Lg	TD	PD	FF	FR	Yds	SpT
2016	N.Y. Giants	1	0	0	0	0	0.0	0.0	0	0	0	0	0	0	0	0	0	0	0
2020	Tampa Bay	4	0	5	3	2	0.0	0.0	0	0	0	0	0	0	1	0	0	0	0
2021	Tampa Bay	2	0	0	0	0	0.0	0.0	0	0	0	0	0	0	1	0	0	0	0
NFL Totals		7	0	5	3	2	0.0	0.0	0	0	0	0	0	0	2	0	0	0	0

Single-Game Highs

Tackles - **10 vs. Indianapolis (10/23/22)**

Interceptions - **3 vs. Carolina (12/2/18)**

Passes Defended - **3 vs. Carolina (12/2/18)**

Forced Fumble - **1 (Twice, last at Tennessee 10/27/19)**

Additional Statistics

Touchdowns - **1 (76-yard interception return vs. Indianapolis, 10/23/22)**

Playoff Single-Game Highs

Tackles - **5 at Green Bay (1/24/21)**

Passes Defended - **1 (Twice, last at Green Bay 1/24/21)**



96 DENICO AUTRY

DEFENSIVE LINEMAN • 6'5" • 285 LBS • COLLEGE: MISSISSIPPI STATE
ACQUIRED: UNRESTRICTED FREE AGENT (IND) - 2021
NFL EXPERIENCE (NFL/TITANS): 9/2 • HOMETOWN: ALBEMARLE, N.C.
GAMES PLAYED/GAMES STARTED: 122/72 (PLAYOFFS: 5/4)



PRO: Seeking a physical and disruptive defensive lineman, the Titans signed Denico Autry as an unrestricted free agent from the rival Indianapolis Colts early in the 2021 offseason. The 6-foot-5-inch, 285-pounder amassed 248 tackles, 39.5 sacks and 60 tackles for loss in his first eight NFL campaigns (2014-21) with the Oakland Raiders, Colts and Titans. In 2021, Autry made an immediate impact with Tennessee ranking second on the team with a career-high tying nine sacks and third on the squad with a career-best 44 quarterback pressures. Autry, a former rookie free agent, offers an impressive combination of size, athleticism and power on the defensive front and also excels on special teams where he has recorded nine career blocked kicks.

CAREER HIGHLIGHTS:

- In 2021, Autry enjoyed a stellar first season with the Titans, playing in all 17 games and ranking second on the team with a career-best tying nine sacks and third on the squad with a career-high 44 quarterback pressures.
- In 2020, Autry collected 7.5 sacks, nine tackles for loss and 10 quarterback hits in 14 games with the Colts.
- In his first campaign with the Colts in 2018, Autry led the squad with a career-best nine sacks to go along with 13 tackles for loss, two forced fumbles and a fumble recovery.
- In 2015, Autry led the NFL with three blocked kicks on special teams, posting the most blocks in a season by a single player since 2011. He has eight career blocked kicks (five extra point attempts, two field goals and one punt).

TITANS TIDBITS:

- Coming out of Albemarle (N.C.) High School, Autry did not have the collegiate opportunities he initially desired and attended East Mississippi Community College (EMCC). The football program has been featured in a popular Netflix documentary series titled, Last Chance U, which focuses on players' last chance to prove themselves to Division I programs. Autry played for EMCC from 2010-11 and helped the Lions to a 12-0 season and an NJCAA national championship title while being named an NJCAA Football All-America first-team selection his sophomore year. Following his career at EMCC, Autry signed with Mississippi State amid offers from Alabama, Auburn, Florida, Florida State, Ole Miss, Southern California and Texas among others.
- Denico's brother, Lee, played defensive line at EMCC before transferring to Mississippi State as well. He signed with the Chicago Bears as a rookie free agent in 2020 and also spent time with the Los Angeles Chargers and Las Vegas Raiders during his rookie campaign.

CAREER TRANSACTIONS:

- The Albemarle, N.C., native was originally signed by the Oakland Raiders as a rookie free agent on May 20, 2014.
- Waived by the Raiders on Aug. 30, 2014 and signed to the team's practice squad two days later.
- Signed by the Raiders to their active roster from the team's practice squad on Oct. 25, 2014.
- Signed by the Indianapolis Colts as an unrestricted free agent on March 15, 2018.
- Signed by the Titans as an unrestricted free agent on March 19, 2021.

SEASON RECAPS:

2022 (9/5 - Tennessee): Tied for 10th in the NFL and leads the team with seven sacks. Leads the team with 34 quarterback pressures. Tied for the team lead with six tackles for loss. Has led or tied for the team in sacks four times in 2022 (at BUF, at IND, vs. IND, at KC). Has led the team in

quarterback pressures twice in 2022 (at BUF, at IND). Has tied for the team lead in passes defended once in 2022 (at BUF).

- Against N.Y. Giants (9/11), played as a reserve on the defensive front and posted four tackles with two quarterback pressures.
- At Buffalo (9/19), saw action as a reserve at defensive end and collected two tackles, including a sack, a team-best three quarterback pressures and a pass defended. Dropped Josh Allen for a four-yard sack early in the third quarter. Deflected a third-and-nine pass intended for Devin Singletary in the third stanza.
- Against Las Vegas (9/25), played as a reserve at defensive end and notched three quarterback pressures.
- At Indianapolis (10/2), started on the defensive front and collected a pair of sacks, a team-best five quarterback pressures and a forced fumble. Helped limit Jonathan Taylor to just 42 rushing yards on 20 carries in the victory. Burst through the line and strip-sacked Matt Ryan on third-and-15 with the loose ball being recovered by Bud Dupree at the Colts' 32-yard line in the first stanza. Dropped Ryan for an eight-yard sack on third-and-13 late in the fourth quarter. The Colts missed a 51-yard field goal on the next play.
- At Washington (10/9), started at defensive end and recorded four tackles, including a sack and four quarterback pressures. Halted a Commanders' drive by sacking Carson Wentz for a nine-yard loss on third-and-13 early in the fourth quarter.
- Against Indianapolis (10/23), started on the defensive front and registered three tackles, including a sack, two quarterback pressures and a pass defended. Registered his third consecutive game with at least one sack. Halted a Colts' drive by batting down a third-and-three pass intended for Jonathan Taylor in the first quarter. Stuffed Jonathan Taylor for no gain on a short pass in the third stanza. Dropped Matt Ryan for a four-yard sack in the fourth quarter.
- At Houston (10/30), saw significant action as a reserve at defensive end and finished second on the team with four quarterback pressures.
- At Kansas City (11/6), started on the defensive front and produced three tackles, including a team-high two sacks with four quarterback pressures. Registered his 10th career game with at least two sacks. Ended a Chiefs' drive by sacking Patrick Mahomes for a five-yard sack on third-and-nine late in the second quarter. Halted another Chiefs' drive by dropping Mahomes for a six-yard sack on third-and-one late in the second quarter.
- Against Denver (11/13), started on the defensive front and posted two tackles while finishing second on the squad with seven quarterback pressures. Teamed with Mario Edwards Jr. to stuff Lataavius Murray for no gain on a rush up the middle in the second stanza.

2021 (17/11, 1/1 - Tennessee): Played in all 17 games with 11 starts in his first season with the Titans. Ranked second on the team with a career-high tying nine sacks and third on the squad with a career-best 44 quarterback pressures. Notched 32 tackles, including 10 stops for loss, six passes defended and a blocked field goal. Started the postseason contest and posted three tackles, including 1.5 sacks, five quarterback pressures and a pass defended. Led or tied for the team lead in sacks six times in 2021 (at SEA, vs. KC, vs. JAX, at PIT, vs. SF, vs. MIA). Led or tied for the team lead in quarterback pressures four times in 2021 (vs. KC, at NE, vs. JAX, vs. CIN). Led or tied for the team lead in passes defended four times in 2021 (vs. BUF, at LAR, vs. HOU, at HOU).

- At Seattle (9/19), played as a reserve at defensive end and posted three tackles, including 1.5 sacks and four quarterback pressures. Sacked Russell Wilson for a four-yard loss early in the second stanza. Halted a Seahawks' drive by combining with Jeffery Simmons for a seven-yard sack

of Wilson on third-and-14 in the second quarter.

- Against Indianapolis (9/26), started at defensive end and tallied four quarterback pressures.
- At N.Y. Jets (10/3), started on the defensive front in his 100th career game and notched three tackles, including two stops for loss. Stuffed Michael Carter for a two-yard loss on a rush off right tackle in the third quarter. Forced the Jets to settle for a field goal in overtime by stonewalling Zach Wilson for a three-yard loss on a bootleg run on third-and-goal from the one-yard line.
- Against Buffalo (10/18), started at defensive end and registered four quarterback pressures and a pass defended. Disrupted a Josh Allen pass that was then intercepted by Kevin Byard in the second quarter.
- Against Kansas City (10/24), started at defensive end and collected three tackles, including a team-high two sacks and a team-best seven quarterback pressures. Dropped Patrick Mahomes for a 10-yard sack on third-and-11, forcing a 57-yard field goal that was no good late in the third quarter. Sacked Mahomes for an eight-yard loss on fourth-and-18 midway through the fourth quarter.
- At Indianapolis (10/31), started at defensive end and posted three tackles and four quarterback pressures.
- At L.A. Rams (11/7), started at defensive end and tallied three tackles, including 1.5 sacks, five quarterback pressures and two passes defended. Dropped Matthew Stafford for a nine-yard sack in the opening quarter. Ended a Rams' drive by batting down a third-and-four pass intended for Robert Woods in the first quarter. Halted a Rams' drive by knocking down a pass intended for Woods on third-and-13 late in the second stanza. Teamed with Harold Landry III to sack Stafford for a six-yard loss on third-and-six late in the third quarter.
- Against Jacksonville (12/12), started at defensive end and posted two tackles, including a sack and a team-best four quarterback pressures in the shutout victory. Dropped Trevor Lawrence for a nine-yard sack on the Jaguars' first play from scrimmage in the opening quarter.
- At Pittsburgh (12/19), played as a reserve on the defensive front and notched a sack and a quarterback pressure. Sacked Ben Roethlisberger for a one-yard loss midway through the fourth quarter.
- Against San Francisco (12/23), saw significant action as a reserve on the defensive line and tallied three tackles, including a sack and three quarterback pressures. Stuffed Jeff Wilson Jr. for no gain on a rush off right end in the opening quarter. Halted a 49ers' drive by dropping Jimmy Garoppolo for a seven-yard sack on third-and-10 in the second quarter. Recorded his third consecutive game with at least one sack, marking the third three-game streak of his career.
- Against Miami (1/2), played as a reserve at defensive end and notched three tackles, including a sack and a quarterback pressure. Ended the Dolphins' first drive by sacking Tua Tagovailoa for a six-yard loss on third-and-10 in the first quarter. Recorded his fourth consecutive game with at least one sack, which is the longest such streak of his career. Partially blocked a Jason Sanders' 53-yard field goal attempt that was no good in the third quarter, marking his ninth career blocked kick.
- Against Cincinnati (1/22), started at defensive end and posted three tackles, including 1.5 sacks, a team-high-tying five quarterback pressures and a pass defended. Registered his third consecutive postseason game with at least one sack. Combined with Naquan Jones to drop Joe Burrow for a three-yard sack on the Bengals' first play from scrimmage. Sacked Burrow for a six-yard loss later in the opening stanza. Teamed with David Long Jr. to stuff Joe Mixon for a three-yard loss on a rush off right end in the second quarter. Batted down a pass intended for Tyler Boyd in the second quarter.

2020 (14/13, 1/1 - Indianapolis): Appeared in 14 games with 13 starts and recorded 33 tackles, 7.5 sacks, nine tackles for loss and 10 quarterback hits. Spent two games on the reserve/COVID-19 list. Started the lone postseason contest and registered four tackles, including 1.5 sacks, two quarterback hits and a forced fumble.

- At Jacksonville (9/13), recorded two sacks of Gardner Minshew on opening day. It was his first multi-sack game since Week 2 of 2019 at Tennessee.
- At Detroit (11/1), tallied two sacks of Matthew Stafford in the victory.
- Against Baltimore (11/8), recorded two tackles including a sack of Lamar Jackson.
- At Tennessee (11/12), collected four tackles, including a 10-yard sack of Ryan Tannehill. It was his third consecutive game with a sack.
- Against Houston (12/20), accumulated four tackles, including 1.5 sacks.
- At Buffalo (1/9), started and tallied four tackles, 1.5 sacks and a forced fumble.

2019 (14/14 - Indianapolis): Started all 14 games he appeared in and tallied 32 tackles, 3.5 sacks, four tackles for loss, four passes defended and a forced fumble. Was inactive for the final two games of the season.

- At Tennessee (9/15), posted four solo tackles, two sacks of Marcus Mariota and a forced fumble.
- Against Tennessee (12/1), collected a season-best six tackles with a sack and two quarterback hits.

2018 (12/11, 2/2 - Indianapolis): Played in 12 games with 11 starts and notched 37 tackles, a career-high and team-leading nine sacks, 13 tackles for loss, two forced fumbles, a fumble recovery, a pass defended, a blocked extra point and a blocked field goal. Was inactive for four contests. Started two postseason games and had four tackles, a sack and two tackles for loss.

- Against Houston (9/30), posted a season-best nine tackles with two sacks, two more tackles for loss and two quarterback hits.
- Against Tennessee (11/18), collected a seven-yard sack of Marcus Mariota late in the second quarter.
- At Jacksonville (12/2), registered seven tackles, including a career-best three sacks for losses of 18 yards, four quarterback hits and two forced fumbles.
- At Houston (12/9), notched four tackles, including two sacks in the victory.
- Against Dallas (12/16), recorded a sack in the third consecutive game by dropping Dak Prescott for a 10-yard loss late in the fourth quarter. Blocked a 48-yard field goal attempt by Brett Maher early in the first quarter.
- At Kansas City (1/12), posted four tackles, including a five-yard sack of Patrick Mahomes on fourth-and-five in the third quarter.

2017 (16/3 - Oakland): Played in all 16 games with three starts and totaled 35 tackles. Set then career-highs with five sacks and seven passes defended.

- Against N.Y. Jets (9/17), contributed three tackles, a half sack and a pass defended. Split a sack with Mario Edwards Jr., bringing down Josh McCown for a four-yard loss in the third quarter.
- Against Kansas City (10/19), tallied two tackles and a half sack in the victory. Teamed with Khalil Mack to take down Alex Smith late in the fourth quarter, forcing a punt and getting the ball back to the Raiders' offense to drive down the field for the game-winning score.
- Against Denver (11/26), posted one of the most productive games of his career, tallying three tackles and a career-high two sacks. Brought down Paxton Lynch for a nine-yard loss in the second quarter to force a punt. Dropped Lynch again in the third quarter for an eight-yard loss to force a punt.
- Against N.Y. Giants (12/3), tallied three tackles, a sack and a pass defended in the victory. Brought down Geno Smith for a three-yard loss in the fourth quarter to force a field goal attempt.
- At Kansas City (12/10), made his first start of the season and tallied two passes defended.
- At Philadelphia (12/25), posted his fifth sack of the season, dropping Nick Foles for a 16-yard loss in the fourth quarter.
- At L.A. Chargers (12/31), blocked an extra point attempt by Nick Rose in the second quarter.

2016 (16/7, 1/0 - Oakland): Saw playing time in all 16 games for the first time in his career and totaled 37 tackles, while adding 2.5 sacks, three passes defended and the first two fumble recoveries of his career.

- At Tennessee (9/25), teamed with Shilique Calhoun to take down Marcus Mariota for a two-yard sack.
- At Baltimore (10/2), tallied three assisted tackles and registered his first career fumble recovery following a Bruce Irvin sack-fumble of Joe Flacco in the fourth quarter.
- Against Carolina (11/27), tied a then career best with five tackles. Blocked a PAT attempt in the third quarter, his fourth career blocked kick.
- Against Buffalo (12/4), racked up two tackles and his first full sack of the season. His sack came during the fourth quarter on the Bills' last-chance drive.
- At Kansas City (12/8), notched two tackles and one fumble recovery in his fourth start of the year. Pounced on a loose ball after Khalil Mack's strip-sack of Alex Smith.
- At San Diego (12/18), notched his second sack in three games by taking Philip Rivers down for an eight-yard loss.
- At Houston (1/7), played in his first career postseason contest, recording three tackles and a pass defended.

2015 (14/8 - Oakland): Played in 14 games with eight starts, including starting the final seven games of the season. Totaled 29 tackles with three sacks and four passes defended. Led the NFL with three blocked kicks on special teams, posting the most blocks in a season by a single player since 2011.

- At Cleveland (9/27), batted down a pass at the line of scrimmage on Cleveland's final drive of the game for his first career pass defended.
- At Chicago (10/4), blocked a first quarter PAT attempt on special teams. Also posted three tackles.
- Against N.Y. Jets (11/1), posted a then career-high five tackles and recorded his first career sack.
- At Detroit (11/22), started at defensive end and notched his second sack of the season.
- At Tennessee (11/29), tipped a Marcus Mariota pass on the game's first play from scrimmage. Blocked his second PAT attempt of the season in the first quarter.
- Against Green Bay (12/20), credited with three tackles. Blocked his third kick of the season, deflecting a 49-yard field goal attempt by Mason Crosby in the fourth quarter.
- Against San Diego (12/24), recorded his first career safety with a sack of Philip Rivers. Also credited with three tackles and a pass defended.

2014 (10/0 - Oakland): Saw action in 10 games as a rookie and notched 13 tackles, three tackles for loss and two special teams stops. Spent first six games on the practice squad before being signed to the active roster on Oct. 25.

- At Cleveland (10/26), made his NFL debut, seeing significant action on defense and notched two tackles.
- At Seattle (11/2), came free up the middle on a third-quarter punt, blocking a Jon Ryan effort that was recovered in the end zone by Brice Butler for a Raiders touchdown. Added a tackle on kickoff coverage.
- Against Denver (11/9), recorded a personal-best two solo tackles.

COLLEGE:

- Played in 26 games with 23 starts for Mississippi State and finished his two-year Bulldogs career with 73 total tackles, 16 tackles for loss, six sacks and three forced fumbles. Spent his first two collegiate seasons at East Mississippi Community College where he was an NJCAA All-American and national champion.
- As a senior (2013), started all 13 games for the Bulldogs. Finished second on the team with 6.5 tackles for loss. Collected 31 tackles, two sacks and eight quarterback hurries.
- As a junior (2012), signed with Mississippi State and played in all 13 games with 10 starts. Tallied 42 tackles, 9.5 tackles for loss, four sacks,

two forced fumbles and an interception. Came on strong in the final four games of the season, totaling four tackles for loss, two sacks, two forced fumbles, three quarterback hurries, one interception and a pass breakup.

- Attended East Mississippi Community College during his first two collegiate seasons (2010-2011) and collected 141 total tackles, 16.5 sacks and 24 tackles for loss.
- As a sophomore (2011), helped lead Lions to 12-0 record, state championship and NJCAA national title. Named 2011 NJCAA Football All-America first team after posting 81 tackles with 13 tackles for loss, 11 sacks and 41 quarterback hurries. Also credited with four pass breakups and a pair of forced fumbles.

PERSONAL:

- Attended Albemarle (N.C.) High School, where he was a standout two-way player at defensive end and tight end.
- As a senior, led Albemarle to a 12-2 record and totaled 142 tackles, nine sacks, five forced fumbles and four fumble recoveries.
- Named the All-SNAP Defensive Player of the Year, as well as the Rocky River Conference Defensive Player of the Year. Played in the NCAA East-West All-Star game.
- Born Denico Autry on July 15, 1990 in Albemarle, N.C.

DENICO AUTRY'S GAME-BY-GAME

2014 Oakland Raiders

Date	Opp	W/L	P/S	Tot Solo	Asst	Sk	- Yds	QBP	TFL	Int	- Yds	-TD	PD	FF	FR	- Yds	SpT
Sept 7	@ NYJ	L	PS														
Sept 14	Hou	L	PS														
Sept 21	@ NE	L	PS														
Sept 28	Mia	L	PS														
Oct 12	SD	L	PS														
Oct 19	Ari	L	PS														
Oct 26	@ Cle	L	p	2	1	1	0.0	0.0	0	0	0	0	0	0	0	0	NA
Nov 2	@ Sea	L	p	0	0	0	0.0	0.0	0	0	0	0	0	0	0	0	NA
Nov 9	Den	L	p	2	2	0	0.0	0.0	1	0	0	0	0	0	0	0	NA
Nov 16	@ SD	L	p	2	1	1	0.0	0.0	0	1	0	0	0	0	0	0	NA
Nov 20	KC	W	p	2	1	1	0.0	0.0	0	0	0	0	0	0	0	0	NA
Nov 30	@ StL	L	p	1	1	0	0.0	0.0	0	1	0	0	0	0	0	0	NA
Dec 7	SF	W	p	0	0	0	0.0	0.0	0	0	0	0	0	0	0	0	NA
Dec 14	@ KC	L	p	1	0	1	0.0	0.0	0	0	0	0	0	0	0	0	NA
Dec 21	Buf	W	p	1	1	0	0.0	0.0	0	0	0	0	0	0	0	0	NA
Dec 28	@ Den	L	p	2	1	1	0.0	0.0	0	1	0	0	0	0	0	0	NA
Totals				3-13	10/0	13	8	5	0.0	0.0	1	3	0	0	0	0	2

2015 Oakland Raiders

Date	Opp	W/L	P/S	Tot Solo	Asst	Sk	- Yds	QBP	TFL	Int	- Yds	-TD	PD	FF	FR	- Yds	SpT
Sept 13	Cin	L	p	1	0	1	0.0	0.0	0	0	0	0	0	0	0	0	0
Sept 20	Bal	W	p	4	3	1	0.0	0.0	0	0	0	0	0	0	0	0	0
Sept 27	@ Cle	W	p	1	1	0	0.0	0.0	1	1	0	0	1	0	0	0	0
Oct 4	@ Chi	L	p	3	2	1	0.0	0.0	1	0	0	0	0	0	0	0	0
Oct 11	Den	L	IA														
Oct 25	@ SD	W	IA														
Nov 1	NYJ	W	p	5	3	2	1.0	3.0	2	2	0	0	0	0	0	0	0
Nov 8	@ Pit	L	S	0	0	0	0.0	0.0	0	0	0	0	0	0	0	0	0
Nov 15	Min	L	p	2	2	0	0.0	0.0	0	0	0	0	0	0	0	0	0
Nov 22	@ Det	L	S	3	3	0	1.0	8.0	1	1	0	0	0	0	0	0	0
Nov 29	@ Ten	W	S	0	0	0	0.0	0.0	0	0	0	0	0	1	0	0	0
Dec 6	KC	L	S	2	0	2	0.0	0.0	0	0	0	0	0	0	0	0	0
Dec 13	@ Den	W	S	1	1	0	0.0	0.0	1	1	0	0	1	0	0	0	0
Dec 20	GB	L	S	3	1	2	0.0	0.0	0	0	0	0	0	0	0	0	0
Dec 24	SD	W	S	3	2	1	1.0	6.0	1	1	0	0	1	0	0	0	0
Jan 3	@ KC	L	S	1	1	0	0.0	0.0	0	0	0	0	0	0	0	0	0
Totals				7-9	14/8	29	19	10	3.0	17.0	7	6	0	0	4	0	0

DENICO AUTRY'S GAME-BY-GAME CONT.

2016 Oakland Raiders

Table with columns: Date, Opp, W/L, P/S, Tot Solo Asst, Sk - Yds, QB P, TFL, Int - Yds, -TD, PD, FF, FR - Yds, SpT. Rows include game log from Sept 11 to Jan 1, and totals for the season (12-4 16/7 37 22 15 2.5 9.0 4 6 0 0 3 0 2 0 0).

2017 Oakland Raiders

Table with columns: Date, Opp, W/L, P/S, Tot Solo Asst, Sk - Yds, QB P, TFL, Int - Yds, -TD, PD, FF, FR - Yds, SpT. Rows include game log from Sept 10 to Dec 31, and totals for the season (6-10 16/3 35 25 10 5.0 43.5 9 9 0 0 7 0 0 0 0).

2018 Indianapolis Colts

Table with columns: Date, Opp, W/L, P/S, Tot Solo Asst, Sk - Yds, QB P, TFL, Int - Yds, -TD, PD, FF, FR - Yds, SpT. Rows include game log from Sept 9 to Jan 12, and totals for the season (10-6 12/11 37 28 9 9.0 58.0 11 13 0 0 1 2 1 0 0).

2019 Indianapolis Colts

Table with columns: Date, Opp, W/L, P/S, Tot Solo Asst, Sk - Yds, QB P, TFL, Int - Yds, -TD, PD, FF, FR - Yds, SpT. Rows include game log from Sept 8 to Nov 17.

Table with columns: Date, Opp, W/L, P/S, Tot Solo Asst, Sk - Yds, QB P, TFL, Int - Yds, -TD, PD, FF, FR - Yds, SpT. Rows include game log for Oakland Raiders from Nov 21 to Dec 22, and totals (7-9 14/14 32 20 12 3.5 28.5 11 4 0 0 4 1 0 0 0).

2020 Indianapolis Colts

Table with columns: Date, Opp, W/L, P/S, Tot Solo Asst, Sk - Yds, QB P, TFL, Int - Yds, -TD, PD, FF, FR - Yds, SpT. Rows include game log from Sept 13 to Jan 3, and totals for the season (11-5 14/13 33 20 13 7.5 43.5 10 9 0 0 0 0 0 0 0).

2021 Tennessee Titans

Table with columns: Date, Opp, W/L, P/S, Tot Solo Asst, Sk - Yds, QB P, TFL, Int - Yds, -TD, PD, FF, FR - Yds, SpT. Rows include game log from Sept 12 to Jan 7, and totals for the season (0-1 1/1 4 2 2 1.5 20.5 2 1 0 0 0 1 0 0 0).

2022 Tennessee Titans

Table with columns: Date, Opp, W/L, P/S, Tot Solo Asst, Sk - Yds, QB P, TFL, Int - Yds, -TD, PD, FF, FR - Yds, SpT. Rows include game log from Sept 11 to Jan 7/8, and totals for the season (6-3 9/5 20 12 8 7.0 53.0 34 6 0 0 0 2 1 0 0 0).

DENICO AUTRY'S NFL STATISTICS

REGULAR SEASON				TACKLES							INTERCEPTIONS					FUMBLES				
Year	Team	GP	GS	Tot	Solo	Asst	Sk	Yds	QBP	TFL	No	Yds	Lg	TD	PD	FF	FR	Yds	SpT	
2014	Oakland	10	0	13	8	5	0.0	0.0	1	3	0	0	0	0	0	0	0	0	0	2
2015	Oakland	14	8	29	19	10	3.0	17.0	7	6	0	0	0	0	4	0	0	0	0	
2016	Oakland	16	7	37	22	15	2.5	9.0	4	6	0	0	0	0	3	0	2	0	0	
2017	Oakland	16	3	35	25	10	5.0	43.5	9	9	0	0	0	0	7	0	0	0	0	
2018	Indianapolis	12	11	37	28	9	9.0	58.0	11	13	0	0	0	0	1	2	1	0	0	
2019	Indianapolis	14	14	32	20	12	3.5	28.5	11	4	0	0	0	0	4	1	0	0	0	
2020	Indianapolis	14	13	33	20	13	7.5	43.5	10	9	0	0	0	0	0	0	0	0	0	
2021	Tennessee	17	11	32	25	7	9.0	60.5	44	10	0	0	0	0	6	0	0	0	0	
2022	Tennessee	9	5	20	12	8	7.0	53.0	34	6	0	0	0	0	2	1	0	0	0	
NFL Totals		122	72	268	179	89	46.5	313.0	131	66	0	0	0	0	27	4	3	0	2	

PLAYOFFS				TACKLES							INTERCEPTIONS					FUMBLES			
Year	Team	GP	GS	Tot	Solo	Asst	Sk	Yds	QBP	TFL	No	Yds	Lg	TD	PD	FF	FR	Yds	SpT
2016	Oakland	1	0	3	2	1	0.0	0.0	0	2	0	0	0	0	1	0	0	0	0
2018	Indianapolis	2	2	4	2	2	1.0	5.0	3	2	0	0	0	0	0	0	0	0	0
2020	Indianapolis	1	1	4	2	2	1.5	20.5	2	1	0	0	0	0	0	1	0	0	0
2021	Tennessee	1	1	3	1	2	1.5	7.5	5	1	0	0	0	0	1	0	0	0	0
NFL Totals		5	4	14	7	7	4.0	33.0	10	6	0	0	0	0	2	1	0	0	0

Single-Game Highs

Tackles - 9 vs. Houston (9/30/18)
 Sacks - 3 at Jacksonville (12/2/18)
 Quarterback Pressures - **7 (Twice, last vs. Denver 11/13/22)**
 Forced Fumbles - 2 at Jacksonville (12/2/18)
 Fumble Recovery - 1 (Three times, last vs. Miami, 11/25/18)
 Pass Defensed - 2 (Three times, last at L.A. Rams, 11/7/21)
 Tackles for Loss - 4 vs. Houston (9/30/18)

Playoff Single-Game Highs

Tackles - 4 (Three times, last at Buffalo, 1/9/21)
 Sacks - 1.5 (Twice, last vs. Cincinnati 1/22/22)
 Quarterback Pressures - 5 vs. Cincinnati (1/22/22)
 Forced Fumbles - 1 at Buffalo (1/9/21)
 Passes Defensed - 1 (Twice, last vs. Cincinnati 1/22/22)
 Tackles for Loss - 2 (Twice, last at Kansas City, 1/12/19)

Additional Career Statistics

Safety - 1 vs. San Diego (12/24/15)
 Blocked PAT - 2 (2015), 1 (2016), 1 (2017), 1 (2018)
 Blocked Field Goal - 1 (2015), 1 (2018), 1 (2021)
 Blocked Punt - 1 (2014)



30 TRE AVERY

CORNERBACK • 5'11" • 181 LBS • COLLEGE: RUTGERS
ACQUIRED: FREE AGENT - 2022 • NFL EXPERIENCE (NFL/TITANS): ROOKIE
HOMETOWN: BALTIMORE, MD.
GAMES PLAYED/GAMES STARTED: 8/1 (PLAYOFFS: 0/0)



PRO: The Titans signed Tre Avery as an undrafted free agent following the 2022 NFL Draft to add speed and depth to the cornerback room. The 5-foot-11-inch, 181-pounder appeared in 35 games with 22 starts over four seasons at Rutgers (2018-21) and totaled 92 career tackles, 4.5 tackles for loss, one sack, four interceptions, 17 passes defended and one forced fumble. The Baltimore, Md., native also registered eight kick returns for 169 yards over his career.

TITANS TIDBITS:

• Avery initially committed to play football at Ohio State as part of the 2016 signing class, after being recruited by then-defensive coordinator Chris Ash who departed a few months later to become the head coach at Rutgers. Despite not making it to Ohio State and instead enrolling at Toledo, Avery said he built a relationship with Ash. "Even when I (committed) with O-State, he checked on me. We still always had a relationship. When it didn't work at Ohio State, I went to Toledo. I got in contact with him when I got my (transfer) release papers. He said he had a spot for me."

CAREER TRANSACTIONS:

• The Baltimore, Md., native was signed by the Titans as a rookie free agent on May 13, 2022.

SEASON RECAPS:

2022 (8/1): Ranks fourth on the team with six special teams tackles. Has led the team in special teams tackles twice in 2022 (vs. NYG, vs. DEN).
• Against N.Y. Giants (9/11), made his NFL debut as a reserve on special teams and led the team with three special teams tackles.
• At Buffalo (9/19), made his first career start at cornerback and collected three tackles. Pounced on a fumble after a muffed punt by Amani Hooker early in the fourth quarter.
• Against Las Vegas (9/25), played as a reserve on special teams.
• At Indianapolis (10/2), saw action as a reserve on special teams.
• At Washington (10/9), dressed but did not play.
• Against Indianapolis (10/23), played as a reserve on special teams.
• At Houston (10/30), saw action as a reserve on special teams.
• At Kansas City (11/6), produced a special teams tackle on coverage units.
• Against Denver (11/13), played as a reserve at cornerback. Led the team with two special teams tackles on coverage units.

COLLEGE:

• Appeared in 35 games with 22 starts over four seasons at Rutgers (2018-21). Totaled 92 career tackles, 4.5 tackles for loss, one sack, four interceptions, 17 passes defended and one forced fumble. Added eight kick returns for 169 yards. Transferred to Rutgers in 2017 from Toledo where he did not appear in a game. Transferred to Toledo from Ohio State in 2016

prior to the season.

- As a senior (2021), saw action in 12 games with nine starts and tallied a career-high-tying 37 tackles. Added 1.5 tackles for loss, one interception and six passes defended.
- As a junior (2020), started all nine games and recorded career-bests with 37 tackles, two tackles for loss and a team-high-tying eight passes defended. Also tallied one interception. Named third-team All-Big Ten by the league's coaches and media.
- As a sophomore (2019), played in all 12 games and made four starts. Posted 17 tackles, one tackle for loss, one sack, a career-best two interceptions, three passes defended and one forced fumble. Added eight kick returns for 169 yards (21.1-yard avg.) including a long return of 28 yards.
- As a redshirt freshman (2018), appeared in two games and notched one tackle in his first season at Rutgers.
- Transferred to Rutgers in 2017 from Toledo where he did not appear in a game.
- Transferred to Toledo from Ohio State in 2016 prior to the season.
- Graduated from Rutgers in May 2021 with a degree in labor studies and employment relations.

PERSONAL:

- Attended Franklin (Md.) High School where he was named first team all-state and all-metro as a senior after collecting 91 tackles, seven passes defended and four interceptions.
- Transferred to Franklin from St. Frances Academy (Md.) where he earned honorable mention all-state and all-conference accolades as a junior.
- Son of Talita Avery.
- Follow Avery on Instagram at @t.avery21 and on Twitter @t21avery.
- Born Tre Avery on Feb. 26, 1997 in Baltimore, Md.

TRE AVERY'S GAME-BY-GAME

2022 Tennessee Titans

Date	Opp	W/L	P/S	Tot	Solo	Asst	Sk	- Yds	QBP	TFL	Int	- Yds	-TD	PD	FF	FR	- Yds	SpT	
Sept 11	NYG	L	p	0	0	0	0.0	0.0	0	0	0	0	0	0	0	0	0	0	3
Sept 19	@ Buf	L	S	3	3	0	0.0	0.0	0	0	0	0	0	0	0	0	0	0	0
Sept 25	LV	W	p	0	0	0	0.0	0.0	0	0	0	0	0	0	0	0	0	0	0
Oct 2	@ Ind	W	p	0	0	0	0.0	0.0	0	0	0	0	0	0	0	0	0	0	0
Oct 9	@ Was	W	DNP																
Oct 23	Ind	W	p	0	0	0	0.0	0.0	0	0	0	0	0	0	0	0	0	0	0
Oct 30	@ Hou	W	p	0	0	0	0.0	0.0	0	0	0	0	0	0	0	0	0	0	0
Nov 6	@ KC	L	p	0	0	0	0.0	0.0	0	0	0	0	0	0	0	0	0	0	1
Nov 13	Den	W	p	0	0	0	0.0	0.0	0	0	0	0	0	0	0	0	0	0	2
Nov 17	@ GB																		
Nov 27	Cin																		

Dec 4 @ Phi
 Dec 11 Jax
 Dec 18 @ LAC
 Dec 24 Hou
 Dec 29 Dal
 Jan 7/8 @ Jax

Totals 6-3 8/1 3 3 0 0.0 0.0 0 0 0 0 0 0 0 0 0 0 0 6

TRE AVERY'S NFL STATISTICS

REGULAR SEASON

Year	Team	GP	GS	TACKLES					Sk	Yds	QBP	TFL	INTERCEPTIONS					FUMBLES			
				Tot	Solo	Asst	No	Yds					Lg	TD	PD	FF	FR	Yds	SpT		
2022	Tennessee	8	1	3	3	0	0.0	0.0	0	0	0	0	0	0	0	0	0	0	0	6	
NFL Totals		8	1	3	3	0	0.0	0.0	0	0	0	0	0	0	0	0	0	0	0	6	

Single-Game Highs

Tackles - **3 at Buffalo (9/19/22)**

Special Teams Tackles - **3 vs. N.Y. Giants (9/11/22)**

Additional Career Statistics

Special Teams Fumble Recovery - **1 at Buffalo (9/19/22)**



80 C.J. BOARD

**WIDE RECEIVER • 6'1" • 181 LBS • COLLEGE: CHATTANOOGA
ACQUIRED: FREE AGENT - 2022 • NFL EXPERIENCE: 4/1
HOMETOWN: CLARKSVILLE, TENN.
GAMES PLAYED/GAMES STARTED: 25/5 (PLAYOFFS: 0/0)**



PRO: The Titans signed free agent wide receiver C.J. Board to the practice squad during Week 6 of the 2022 season. Board has appeared in 24 games with five starts over his career and has caught 17 passes for 183 yards for the Jacksonville Jaguars (2019) and New York Glants (2020-21). He originally signed with the Baltimore Ravens as a rookie free agent following the 2017 NFL Draft, and has also spent time with the Cleveland Browns, Arizona Cardinals, as well as a previous stint on the Titans practice squad in 2017. A four-year contributor at Chattanooga, the 6-foot-1-inch, 181-pounder ranks sixth all-time for receptions in program history with 146 and fifth all-time in receiving yards with 2,032. Board scored 10 touchdowns over his collegiate career.

CAREER TRANSACTIONS:

- The Clarksville, Tenn. native signed with the Baltimore Ravens as a rookie free agent on May 5, 2017.
- Waived by the Ravens on Sept. 1, 2017.
- Signed by the Titans to the team's practice squad on Oct. 4, 2017.
- Waived by the Titans on Nov. 28, 2017.
- Signed by the Cleveland Browns to the team's practice squad on Dec. 26, 2017.
- Waived by the Browns on Sept. 11, 2018.
- Signed by the Jacksonville Jaguars to the team's practice squad on Dec. 10, 2018.
- Waived by the Jaguars on Nov. 25, 2019.
- Signed by the Jaguars to the team's practice squad on Nov. 27, 2019.
- Signed by the Jaguars to the team's active roster off of the practice squad on Dec. 12, 2019.
- Waived by the Jaguars on Aug. 11, 2020.
- Claimed by the New York Giants off of waivers from the Jaguars on Aug. 13, 2020.
- Waived by the Giants on Sept. 7, 2021 and signed to the team's practice squad a day later.
- Waived by the Giants on Aug. 30, 2022 and signed to the team's practice squad a day later.
- Waived by the Giants on Sept. 6, 2022.
- Signed by the Arizona Cardinals to the team's practice squad on Sept. 21, 2022.
- Waived by the Cardinals on Oct. 10, 2022.
- Signed by the Titans to the team's practice squad on Oct. 17, 2022.
- Activated from the practice squad to the active roster standard elevation on Nov. 12, 2022.

SEASON RECAPS:

2022 (1/0 - Tennessee):

- Against Denver (11/13), made his Titans debut as a reserve on special teams. Returned a career-high four punts for 51 yards with a long return of 17 yards. Caught a Ryan Stonehouse punt on the coverage unit to down the ball at Denver's six-yard line in the first quarter.

2021 (6/1 - New York Giants): Saw action in six games with one start and caught four passes for 51 yards. Added two punt returns for 33 yards and 11 kick returns for 273 yards (24.8-yard avg.). Placed on season-ending injured reserve during Week 7.

- Against Denver (9/12), caught one six-yard pass. Logged two kick returns for 66 yards.
- Against Atlanta (9/26), recorded a career-long 38-yard reception.
- At Dallas (10/10), made two catches for seven yards and added two kick returns for 54 yards.
- Against the Los Angeles Rams (10/17), recorded a career-high four kick

returns for 112 yards before suffering a season-ending injury.

2020 (14/4 - New York Giants): Played in 14 games with four starts in his first season with the Giants. Set career-high marks with 11 receptions for 101 yards. Also recorded one punt return for six yards and two kick returns for 54 yards.

- At Chicago (9/20), posted a season-high three catches for 32 yards and returned one kickoff for 34 yards.

2019 (4/0 - Jacksonville): Appeared in four games for the Jaguars and caught two passes for 31 yards.

- Against Houston (11/3), caught his first career pass for 23 yards.

2018 (0/0 - Cleveland; 0/0 - Jacksonville): Spent time with the Browns and on the Jaguars' practice squad but did not appear in a game.

2017 (0/0 - Baltimore; 0/0 - Tennessee; 0/0 - Cleveland): Spent time with the Ravens, and on the Titans' practice squad and Browns' practice squad, but did not appear in a game.

COLLEGE:

• Appeared in 51 games with 47 starts over four seasons (2013-2016) at Chattanooga. Caught 146 passes for 2,032 yards, which rank fifth and sixth in UTC history, respectively. Scored 10 touchdowns as a Moc. Returned 42 punts for 438 yards and nine kicks for 147 yards.

• As a senior (2016), appeared in all 13 games and caught 46 passes for a team-leading and career-high 725 yards with five scores. Returned three kicks for 58 yards and 25 punts for 212 yards including a long of 72.

• As a junior (2015), saw action in all 13 games and earned second team All-Southern Conference punt returner honors after returning 13 punts for 180 yards. Made a team-leading 42 receptions for 587 yards and three touchdowns.

• As a sophomore (2014), played in all 13 games. Finished second on the team with 35 catches for 507 yards and two touchdowns. Returned three kicks for 48 yards and four punts for 46 yards. Named second team All-SoCon by the league's coaches.

• As a freshman (2013), appeared in all 12 games and made 10 starts. Finished fifth on the team with 23 catches for 213 yards.

- Redshirted in 2012.

• Majored in civil engineering at Chattanooga.

PERSONAL:

• Attended West Creek (Tenn.) High School where he earned all-state honors as a junior after tallying 817 receiving yards and 10 touchdowns on 48 catches.

• Was also an all-district selection in basketball and baseball.

• Son of Penni and Calvin Board.

• Has one older sister, Kelley.

• Follow Board on Twitter at @cjboard8.

• Born Clarence Board on Dec. 12, 1999 in Clarksville, Tenn.

C.J. BOARD'S NFL STATISTICS

REGULAR SEASON		RECEIVING								RUSHING				
Year	Team	GP	GS	No	Yds	Avg	Lg	TD	Att	Yds	Avg	Lg	TD	
2019	Jacksonville	4	0	2	31	15.5	23	0	0	0	-	0	0	
2020	N.Y. Giants	14	4	11	101	9.2	16	0	1	3	3.0	3	0	
2021	N.Y. Giants	6	1	4	51	12.8	38	0	1	6	6.0	6	0	
2022	Tennessee	1	0	0	0	-	0	0	0	0	-	0	0	
NFL Totals		25	5	17	183	10.8	38	0	2	9	4.5	6	0	

REGULAR SEASON		PUNT RETURNS						KICKOFF RETURNS				
Year	Team	No	FC	Yds	Avg	Lg	TD	No	Yds	Avg	Lg	TD
2020	N.Y. Giants	1	0	6	6.0	6	0	2	54	27.0	34	0
2021	N.Y. Giants	2	5	33	16.5	26	0	11	273	24.8	38	0
2022	Tennessee	4	3	51	12.8	17	0	0	0	-	0	0
NFL Totals		7	8	90	12.9	26	0	13	327	25.2	38	0

Single-Game Highs

Receptions - 3 at Chicago (9/20/20)
 Receiving Yards - 38 vs. Atlanta (9/26/21)
 Long Reception - 38 vs. Atlanta (9/26/21)
 Rushes - 1 (Twice, last at Washington 9/16/21)
 Rushing Yards - 6 at Washington (9/16/21)
 Long Rush - 6 at Washington (9/16/21)
 Kickoff Returns - 4 vs. L.A. Rams (10/17/21)
 Kickoff Return Yards - 112 vs. L.A. Rams (10/17/21)
 Long Kickoff Return - 38 vs. Denver (9/12/21)

Punt Returns - **4 vs. Denver (11/13/22)**
 Punt Return Yards - **51 vs. Denver (11/13/22)**
 Long Punt Return - 26 at New Orleans (10/3/21)


Additional Statistics

Special Teams Tackles - 2 (2020), 2 (2021)



55 AARON BREWER

GUARD/CENTER • 6'1" • 295 LBS • COLLEGE: TEXAS STATE
ACQUIRED: FREE AGENT - 2020 • NFL EXPERIENCE (NFL/TITANS): 3/3
HOMETOWN: DALLAS, TEXAS
GAMES PLAYED/GAMES STARTED: 33/15 (PLAYOFFS: 1/0)



PRO: The Titans signed Aaron Brewer as a rookie free agent following the 2020 NFL Draft. The 6-foot-1-inch, 295-pounder earned a roster spot as a rookie, providing depth at guard and center, and has appeared in 24 games with six starts at both left and right guard in his first two seasons. The Dallas, Texas, native appeared in 48 games with 47 consecutive starts over four seasons (2016-19) at Texas State, where he registered starts at all five offensive line positions.

CAREER HIGHLIGHTS:

- In 2021, Brewer started a career-best five games, including logging his first three career starts at right guard.

TITANS TIDBITS:

- As an extremely versatile athlete, Brewer has even taught himself to do backflips.
- In college, he registered at least one start at all five positions along the offensive line.

CAREER TRANSACTIONS:

- The Dallas, Texas, native was signed by the Titans as a rookie free agent on May 7, 2020.

SEASON RECAPS:

2021 (9/9):

- Against N.Y. Giants (9/11), started at left guard and was a part of an offensive line that allowed just one sack for zero yards on 33 pass attempts.
- At Buffalo (9/19), started at left guard.
- Against Las Vegas (9/25), started at left guard and was a member of an offensive front that allowed just one sack on 27 pass attempts.
- At Indianapolis (10/2), started at left guard and helped open holes for Derrick Henry to amass 114 rushing yards on 22 carries with a touchdown.
- At Washington (10/9), started at left guard and helped create running lanes for Derrick Henry to post 102 yards on the ground with two rushing scores.
- Against Indianapolis (10/23), started at left guard and blocked for Derrick Henry to collect 128 yards on the ground.
- At Houston (10/30), started at left guard and helped open holes for Titans' ball carriers to gain 314 rushing yards, the second-highest total in franchise history, including a 219-yard, two-touchdown performance by Derrick Henry.
- At Kansas City (11/6), started at left guard and blocked for Derrick Henry to amass 115 rushing yards on 17 carries with two rushing touchdowns.
- Against Denver (11/13), started at left guard and was a part of an offensive front that allowed just one sack on 36 pass attempts.

2021 (12/5, 1/0): Appeared in 12 games with five starts at guard. Placed on injured reserve on Oct. 8 and missed four games before being activated from injured reserve designated to return on Nov. 6. Dressed but did not play in one contest. Saw action as a reserve in the postseason contest.

- At Seattle (9/19), entered the game at left guard after Rodger Saffold left the game in the third quarter with an injury. Helped open holes for Derrick Henry to rush for 182 yards.
- At N.Y. Jets (10/3), played as a reserve at both center and left guard after starters left the contest with injuries.
- At L.A. Rams (11/7), returned to the lineup as a starter at right guard.
- Against New Orleans (11/14), played as a reserve as an extra tight end.
- At New England (11/28), started at right guard and opened holes for Titans ball carriers to amass 270 yards on the ground, including two 100-yard rushers.

- Against Jacksonville (12/12), saw action as a reserve at left guard after Rodger Saffold III left the game with an injury.
- At Pittsburgh (12/19), started at left guard and helped block for Titans' ball carriers to amass 201 rushing yards.
- Against San Francisco (12/23), started at left guard. Helped the Titans convert a season-high nine third downs on 16 attempts in the game, while scoring on four of its five possessions in the second half.
- Against Miami (1/2), saw significant action as a reserve at tight end after MyCole Pruitt left the game in the second quarter with an injury.
- At Houston (1/9), played as a reserve as an extra tight end.
- Against Cincinnati (1/22), made his postseason debut and saw limited action as a reserve as an extra tight end and on special teams.

2020 (12/1, 0/0): Played in 12 games with one start at left guard during his rookie campaign. Was inactive for one contest and dressed but did not play in three games. Missed the postseason contest while on the reserve/COVID-19 list. Made his NFL debut at Denver (9/14/20). Started his first career NFL contest at Baltimore (11/22/20).

- At Denver (9/14), saw action as a reserve in his first NFL contest.
- Against Buffalo (10/13), saw limited action as a reserve tight end in the jumbo package.
- Against Indianapolis (11/12), played as a reserve at center late in the game and as an extra tight end.
- At Baltimore (11/22), made his first career NFL start at left guard and helped open holes for Titans' ball carriers to gain 173 yards on the ground.
- At Jacksonville (12/13), played as a reserve at left guard in the second half.
- At Green Bay (12/27), saw limited action at left guard late in the fourth quarter.
- At Houston (1/3), entered the game as a reserve at left guard in the third quarter after Rodger Saffold III left with an injury. Blocked for Derrick Henry to gain a franchise-record 250 rushing yards in the Titans' division-clinching victory and in the process become the eighth player in NFL history to eclipse 2,000 rushing yards in a season.
- Against Baltimore (1/10), missed the game while on reserve/COVID-19.

COLLEGE:

- In four seasons at Texas State (2016-19), appeared in 48 games with 47 consecutive starts along the offensive line. Brewer recorded starts at center, left guard, right guard, left tackle and right tackle.
- As a senior (2019), started all 12 games at right tackle. Earned All-Sun Belt second team recognition.
- As a junior (2018), started 12 games with six starts at center and six starts at left tackle. Named to the All-Sun Belt first team Offense by Pro Football Focus and earned honorable mention All-Sun Belt recognition by the league's coaches and media.
- As a sophomore (2017), started all 12 games on the offensive line. Made five starts at center, five games at right guard and two games at left tackle. Earned All-Sun Belt second team honors by Phil Steele and All-Sun Belt third team recognition by the league's coaches and media.
- At Arkansas State (11/18), caught one pass for seven yards.
- As a freshman (2016), played in 12 games and made 11 starts on the offensive line. Started seven games at left guard and four games at center. Earned All-Sun Belt third team honors by Phil Steele and All-Sun Belt honorable mention recognition by the league's coaches and media.
- Majored in general studies at Texas State.

PERSONAL:

- Attended Skyline (Texas) High School where he earned All-District 9-6A

First-Team honors at guard.

- Rated a two-star recruit by Rivals.
- Also competed in track and field.
- Son of Thedra and Keith Brewer.
- Follow Brewer on Twitter and Instagram @bigtime_ab.
- Born Aaron Jamal Brewer on Oct. 28, 1997 in Dallas, Texas.

AARON BREWER'S NFL STATISTICS

REGULAR SEASON

Year	Team	GP	GS
2020	Tennessee	12	1
2021	Tennessee	12	5
2022	Tennessee	9	9
NFL Totals		33	15

PLAYOFFS

Year	Team	GP	GS
2020	Tennessee	0	0
2021	Tennessee	1	0
NFL Totals		1	0

Starts Breakdown:

2020 - LG 1; 2021 - RG 3, LG 2; **2022 - LG 9**

Additional Career Statistics

Fumble Recoveries - 1 (2021)



14 RANDY BULLOCK

KICKER • 5'9" • 210 LBS • COLLEGE: TEXAS A&M

ACQUIRED: FREE AGENT - 2021

NFL EXPERIENCE (NFL/TITANS): 11/2 • HOMETOWN: KLEIN, TEXAS

GAMES PLAYED/GAMES STARTED: 132/0 (PLAYOFFS: 1/0)



PRO: The Titans signed Randy Bullock to the team's practice squad during Week 1 of the 2021 season, and he was quickly elevated to the 53-man roster the following week. He spent the remainder of the 2021 season as the team's kicker, connecting on 26 of 31 field goals and a career-best 42 extra points on 45 attempts in 16 games. He also handled all of the team's kickoff duties. Prior to arriving in Tennessee, the 5-foot-9-inch, 210-pounder appeared in 107 games over nine seasons with the Houston Texans (2012-15), N.Y. Jets (2015), N.Y. Giants (2016), Pittsburgh Steelers (2016) and Cincinnati Bengals (2016-20). The Texas A&M product spent the 2021 offseason with the Detroit Lions.

CAREER HIGHLIGHTS:

- Bullock completed his first season in Tennessee in 2021 and made 26 field goals on 31 attempts (83.9 percent) to go along with a career-high 42 extra points on 45 attempts (93.3 percent). His 120 points ranked ninth in franchise history and were the most by a Titans player since Ryan Succop scored 136 points in 2017. He totaled a career-high three game-winning field goals.
- In 2017, Bullock made good on a career-best 90 percent of his field goals in his first full season with the Bengals.
- In 2014, Bullock collected a career-high 130 points by nailing 30 of 35 field goals and all 40 extra points for the Texans.

TITANS TIDBITS:

- Bullock is an avid outdoorsman. He enjoys golfing, fishing and hunting during his down time in South Texas.
- Bullock retains many life lessons his father, Richard, taught him and his brother, Rhett. On Dec. 23, 2004, when Randy was 14, the two brothers and their mother, Sally, lost Richard to a heart attack.
- As a senior at Texas A&M, Bullock was received the Lou Groza Award, which is given annually to the nation's top placekicker.

CAREER TRANSACTIONS:

- The Klein, Texas, native was originally selected by the Houston Texans in the fifth round (161st overall) of the 2012 NFL Draft.
- Waived by the Texans on Sept. 29, 2015.
- Signed by N.Y. Jets as free agent on Nov. 10, 2015.
- Signed by N.Y. Giants as an unrestricted free agent on Aug. 23, 2016.
- Released by the Giants on Sept. 13, 2016.
- Signed by the Pittsburgh Steelers as free agent on Dec. 3, 2016.
- Released by the Steelers on Dec. 12, 2016.
- Claimed off waivers by the Cincinnati Bengals on Dec. 13, 2016.
- Signed by the Detroit Lions as an unrestricted free agent on March 22, 2021.
- Released by the Lions on Aug. 31, 2021.
- Signed by the Titans to their practice squad on Sept. 11, 2021.
- Signed by the Titans to their active roster from the practice squad on Sept. 15, 2021.

SEASON RECAPS:

2022 (9/0 - Tennessee):

- Against N.Y. Giants (9/11), connected on two of three field goals (46, 23) and both extra point attempts. Missed a 47-yard field goal as time expired in the final stanza. Gave the Titans a 10-0 lead with a 46-yard field goal early in the second quarter. Increased the Titans' lead to 13-0 with a 23-yard field goal in the second quarter.
- At Buffalo (9/19), connected on his lone extra point chance while booting both kickoffs for touchbacks.

- Against Las Vegas (9/25), connected on his lone field goal (48) and all three extra point chances. Gave the Titans' a 24-10 halftime lead with a 48-yard field goal on the final play of the first half.
- At Indianapolis (10/2), made good on his lone field goal attempt (44) and all three extra point chances. Nailed all five of his kickoffs for touchbacks. Increased the Titans lead to 17-3 with a 44-yard field goal in the second quarter.
- At Washington (10/9), connected on all three of his extra point opportunities.
- Against Indianapolis (10/23), named AFC Special Teams Player of the Week after nailing all four field goal attempts (27, 28, 38, 48) and his lone extra point chance. Logged his sixth career game with four or more field goals. Gave the Titans an early 3-0 lead with a 27-yard field goal in the opening stanza. Connected on a 28-yard field goal to give the Titans a 13-0 advantage in the second quarter. With his second field goal of the game, he reached 200 career field goals, becoming the 10th active NFL kicker to reach the mark. Extended the Titans lead to 16-7 with a 38-yard field goal early in the fourth quarter. Gave the Titans a two-score lead at 19-10 with a 48-yard kick late in the final period.
- At Houston (10/30), connected on one of two field goals (29) and both extra point chances. Gave the Titans a 17-3 lead with a 29-yard field goal early in the final period.
- At Kansas City (11/6), made good on his lone field goal (44) and both extra point chances. Gave the Titans a 17-9 lead with a 44-yard field goal in the third quarter.
- Against Denver (11/13), connected on his lone field goal (35) and both extra point chances despite suffering an injury in pregame warmups. Extended the Titans lead to 17-10 with a 35-yard field goal with three minutes left to play in the game.

2021 (16/0, 1/0 - Tennessee): Appeared in 16 games in his first season with the Titans and registered 120 points, which was the second-highest total of his career. Connected on 26 of 31 field goals and a career-best 42 extra points on 45 attempts. Spent the season opener on the team's practice squad. Saw action in his first career postseason contest and made good on his lone field goal attempt and his lone extra point chance. Made three game-winning field goals in 2021 (at SEA, at IND, vs. SF) to improve his career total to seven. Registered three games with at least three field goals (at SEA, at NYJ, vs. NO) to bring his career total to 25.

- At Seattle (9/19), made his Titans debut and nailed four of five field goals, including the game-winner in overtime. Made good on all three extra point chances. Evened the score at 3-3 with a 33-yard field goal in the first quarter. Gave the Titans a 6-3 advantage with a 30-yard field goal in the second stanza. Cut the Seahawks lead to 17-9 with a 24-yard field goal late in the second quarter. Ended the game with his fifth career game-winning field goal from 36 yards out with 4:45 remaining in overtime.
- At N.Y. Jets (10/3), made good on three of four field goals (44, 46, 36) and his lone extra point chance. Gave the Titans an early 3-0 lead with a 44-yard field goal in the first quarter. Extended the Titans lead to 6-0 with a 46-yard field goal early in the second quarter. Increased the Titans advantage to 9-0 with a 36-yard field goal in the second stanza.
- Against Buffalo (10/18), connected on both field goals (43, 38) and all four extra point chances. Cut the Bills lead to 13-10 with a 43-yard field goal in the second stanza. Made the score 31-27 in favor of Buffalo with a 38-yard field goal early in the fourth quarter.
- Against Kansas City (10/24), made good on both field goals (34, 51) and all three extra point chances. Booted all six of his kickoffs into the end zone for touchbacks. It was the third time in his career he had six or more kickoffs

and had touchbacks on 100 percent of them. Extended the Titans' lead to 17-0 with a 34-yard field goal in the second quarter. Gave the Titans a 27-0 lead with a 51-yard field goal just before halftime.

- At Indianapolis (10/31), connected on both field goals (46, 44), including the game-winner in overtime. Made good on all four extra point chances. Tied the score at 24-24 with a 46-yard field goal early in the fourth quarter. Ended the game with his sixth career game-winning field goal from 44 yards out in overtime.
- Against New Orleans (11/14), connected on all three field goals (28, 36, 36) and both extra point opportunities. Gave the Titans a 3-0 lead with a 28-yard field goal late in the opening quarter. Evened the score at 6-6 with a 36-yard field goal in the second stanza. Increased the Titans' advantage to 23-12 with a 36-yard field goal early in the fourth quarter.
- Against Jacksonville (12/12), made both extra points and two of three field goal attempts (44, 29). Booted four touchbacks on five kickoffs. Extended the Titans' advantage to 10-0 with a 44-yard field goal in the second quarter. Nailed a 29-yard field goal to make the score 20-0 late in the fourth quarter.
- At Pittsburgh (12/19), made good on both field goals (26, 32) and his lone extra point attempt. Increased the Titans lead to 10-0 with a 26-yard field goal late in the opening quarter. Gave the Titans a 13-3 halftime lead with a 32-yard field goal with 21 seconds remaining in the second quarter.
- Against San Francisco (12/23), connected on both field goals (38, 44), including his seventh career game-winner, and both extra point tries. Nailed all five of his kickoffs for touchbacks. Reached the 100-point mark on the season for the fourth time in his career. Got the Titans on the scoreboard with a 38-yard field goal in the third quarter. Connected on the game-winning, 44-yard field goal with four seconds remaining in the contest.
- Against Miami (1/2), made good on both field goals (23, 44) and all four extra point opportunities despite cold, rainy conditions. Booted five of his seven kickoffs into the end zone for touchbacks. Gave the Titans a 10-0 lead with a 23-yard field goal early in the second quarter. Increased the Titans lead to 27-3 with a 44-yard field goal in the final stanza.
- Against Cincinnati (1/22), made his postseason debut and connected on his lone field goal attempt (34) and his lone extra point opportunity. Cut the Bengals' lead to 16-9 with a 34-yard field goal late in the third quarter.

2020 (12/0 - Cincinnati): Played in 12 games and went 21 of 26 on field goals (80.7 percent) and 24 of 25 on extra points (96 percent). Was a healthy inactive for the final four contests.

- At Cleveland (9/17), made all three field goal attempts (38, 43, 27).
- At Philadelphia (9/27), connected on all three field goals (48, 31, 25).
- Against Jacksonville (10/4), made a season-high four field goals (35, 40, 46, 30) on four attempts.
- At Indianapolis (10/18), hit a 55-yard field goal, tied for the second-longest in team history.

2019 (16/0 - Cincinnati): Played in all 16 games and went 27 of 31 on field goals (87.1 percent) and 24 of 25 (96 percent) on extra points.

- At Cleveland (12/8), went four for four on field goals (34, 44, 28, 46).
- At Miami (12/22), his 57-yard field goal was the longest in Bengals history. Delivered a successful onside kick that yielded a game-tying touchdown drive that capped a 23-point fourth-quarter Bengals comeback. Became the first NFL kicker since 2015 to make a field goal of at least 55 yards and boot a successful onside kick in the same game (Nick Folk).

2018 (16/0 - Cincinnati): Played in all 16 games and converted 82.6 percent of his field goal attempts (19 of 23). Two of his four misses were blocked. Made good on 95.1 percent of extra points (39 of 41). Finished the season with a streak of 10 consecutive field goals made.

- Against Baltimore (9/13), made a 40-yarder in fourth quarter to seal a win.
- Against Miami (10/7), nailed a season-long 51-yarder in third quarter.
- Against Tampa Bay (10/28), converted a game-winning 44-yard field goal as time expired.

2017 (15/0 - Cincinnati): Played in 15 games in his first full season with the Bengals and converted a career-high 90.0 percent of his field goal attempts (18 of 20) and 31 of 33 extra point chances. Was inactive for one contest.

- Against Detroit (12/24), converted all four of his field goal attempts, including a season-long 51-yarder.

2016 (1/0 - N.Y. Giants; 1/0 - Pittsburgh; 3/0 - Cincinnati): Signed by

the Giants during training camp and kicked for the team's season opener at Dallas going two for three on extra points. Released by the Giants on Sept. 13. Signed by the Steelers as a replacement for the injured Chris Boswell, and kicked for Steelers on Dec. 4, going three for three on field goals (44, 34, 38) and making his only extra point chance. Did not play in another contest for the Steelers before being waived on Dec. 12. Claimed off waivers by the Bengals on Dec. 13.

- Against Pittsburgh (12/18), made his Bengals debut and went two for two on field goals (23, 22) and connected on both extra points.

2015 (3/0 - Houston; 8/0 - N.Y. Jets): Opened the season with the Texans, kicking in the first three games and going five of six on field goals and three of five on extra points before being released on Sept. 29. Signed as free agent with N.Y. Jets on Nov. 10 and kicked in the final eight games, connecting on 14 of 17 on field goals and 19 of 20 extra points.

- At N.Y. Giants (12/6), made a 31-yard field goal in overtime for 23-20 win.
- At Dallas (12/19), nailed a 40-yard field goal with 36 seconds to play to secure a 19-16 win.

2014 (16/0 - Houston): Played in all 16 games and made good on 30 for 35 on field goals and 40 for 40 on extra points. Connected on four of five field goal tries of 50 or more yards.

- Against Buffalo (9/28), nailed all three field goals, including kicks of 50 and 55 yards.
- Against Baltimore (12/21); set franchise records for field goals (six) and points (19) in a game during the 25-13 victory.

2013 (16/0 - Houston): Played in all 16 games and connected on 26 of 35 field goals and all 26 extra points. Finished the season with 12 straight made field goals.

- At San Diego (9/9), made his NFL debut on Monday Night Football and his 41-yard field goal with 3:53 to play provided final points in 31-28 win.

2012 (0/0 - Houston): Spent his rookie season on injured reserve because of a leg injury suffered in the preseason.

COLLEGE:

- Played four seasons (2008-11) at Texas A&M, leaving with school career records for points (365), field goals (63) and extra points (176).
- As a senior (2011), named first-team All-American and won college football's Lou Groza Award (nation's top placekicker). His 142 point total was a school record, and he led the nation with an average of 2.33 field goals per game. Set a school single-season record with 29 field goals and 55 extra points.
- As a junior (2010), earned All-Big 12 honorable mention after connecting on 16 of 21 field goals and all 50 extra point attempts.
- As a sophomore (2009), took over the starting kicking job and made good on 12 of 19 field goals and 51 extra point tries.
- As a freshman (2008), kicked in the team's final seven games and score 38 points.
- Majored in petroleum engineering at Texas A&M, where he earned academic All-Big 12 honors.

PERSONAL:

- Attended Klein High School, where he earned first-team All-District honors after connecting on 11 of 14 field goal attempts and was a perfect on 39 extra points in 2007.
- Also earned All-Greater Houston and All-Texas accolades.
- Booted a 54-yard field goal, believed to be at the time the eighth-longest field goal in Texas high school football history.
- Last name is pronounced BULL-luck.
- Follow Bullock on Twitter @randybullock28.
- Born Randy Bullock on Dec. 16, 1989 in Lafayette, La.

RANDY BULLOCK'S GAME-BY-GAME

2013 Houston Texans

Date	Opp	W/L	PAT		FG			1-19		20-29		30-39		40-49		50+		LG	Pts	Kick-by-Kick	Kickoffs				
			Ma	Att	Ma	Att	Pct	Ma	Att	Ma	Att	Ma	Att	Ma	Att	Ma	Att				No	InEZ	TB	PctTB	
Sept 9	@ SD	W	4	4	1	2	50.0	0	0	0	0	0	0	1	1	0	1	41	7	51wl, 41	5	-	4	80.0	
Sept 15	Ten	W	2	2	0	3	0.0	0	0	0	0	0	0	0	1	0	2	0	2	50wr, 50wr, 46lu	4	-	4	100.0	
Sept 22	@ Bal	L	0	0	3	3	100.0	0	0	2	2	0	0	1	1	0	0	47	9	27, 29, 47	3	-	1	33.3	
Sept 29	Sea	L	2	2	2	2	100.0	0	0	1	1	0	0	1	1	0	0	42	8	22, 42	5	-	2	40.0	
Oct 6	@ SF	L	0	0	1	2	50.0	0	0	0	0	0	0	1	2	0	0	41	3	43wl, 41	2	-	1	50.0	
Oct 13	Stl	L	1	1	2	2	100.0	0	0	1	1	1	1	0	0	0	0	35	7	20, 35	4	-	1	25.0	
Oct 20	@ KC	L	1	1	3	3	100.0	0	0	1	1	0	0	2	2	0	0	48	10	48, 21, 47	5	-	1	20.0	
Nov 3	Ind	L	3	3	1	4	25.0	0	0	0	0	0	0	1	3	0	1	43	6	49wl, 43, 55wl	5	-	2	40.0	
Nov. 10	@ Ari	L	3	3	1	2	50.0	0	0	0	0	0	0	1	2	0	0	48	6	48, 40B	5	-	3	60.0	
Nov. 17	Oak	L	2	2	3	3	100.0	0	0	1	1	1	1	0	0	1	1	51	11	51, 26, 30	6	-	3	50.0	
Nov 24	Jax	L	0	0	2	2	100.0	0	0	1	1	0	0	1	1	0	0	49	6	49, 20	3	-	2	66.7	
Dec 1	NE	L	4	4	1	1	100.0	0	0	0	0	0	0	1	1	0	0	43	7	43	6	-	0	0.0	
Dec 5	@ Jax	L	2	2	2	2	100.0	0	0	0	0	2	2	0	0	0	0	34	8	34, 31	5	-	3	60.0	
Dec 15	@ Ind	L	0	0	1	1	100.0	0	0	0	0	0	0	1	1	0	0	49	3	49	2	-	1	50.0	
Dec 22	Den	L	1	1	2	2	100.0	0	0	0	0	1	1	1	1	0	0	45	7	45, 35	4	-	0	0.0	
Dec 29	@ Ten	L	1	1	1	1	100.0	1	1	0	0	0	0	0	0	0	0	19	4	19	3	-	1	33.3	
Totals			2-14	26	26	26	35	74.3	1	1	7	7	5	5	12	17	1	5	51	104		67	-	29	43.3

2014 Houston Texans

Date	Opp	W/L	PAT		FG			1-19		20-29		30-39		40-49		50+		LG	Pts	Kick-by-Kick	Kickoffs				
			Ma	Att	Ma	Att	Pct	Ma	Att	Ma	Att	Ma	Att	Ma	Att	Ma	Att				No	InEZ	TB	PctTB	
Sept 7	Was	W	2	2	1	1	100.0	0	0	0	0	0	0	1	1	0	0	42	5	42	4	-	2	50.0	
Sept 14	@ Oak	W	3	3	3	4	75.0	0	0	0	1	2	2	1	1	0	0	46	12	33, 39, 46, 27B	7	-	3	42.9	
Sept 21	@ NYG	L	2	2	1	1	100.0	0	0	1	1	0	0	0	0	0	0	27	5	27	3	-	2	66.7	
Sept 28	Buf	W	2	2	3	3	100.0	0	0	0	0	0	0	1	1	2	2	55	11	41, 55, 50	6	-	3	50.0	
Oct 5	@ Dal	L	2	2	1	1	100.0	0	0	1	1	0	0	0	0	0	0	29	5	29	4	-	2	50.0	
Oct 9	Ind	L	4	4	0	1	0.0	0	0	0	0	0	1	0	0	0	0	0	4	37wr	5	-	2	40.0	
Oct 20	@ Pit	L	2	2	3	3	100.0	0	0	0	0	3	3	0	0	0	0	39	11	39, 38, 31	5	-	2	40.0	
Oct 26	@ Ten	W	3	3	3	3	100.0	0	0	1	1	1	1	1	1	0	0	49	12	30, 29, 49	7	-	4	57.1	
Nov 2	Phi	L	3	3	0	1	0.0	0	0	0	0	0	1	0	0	0	0	0	3	39wl	4	-	2	50.0	
Nov 16	@ Cle	W	2	2	3	4	75.0	0	0	0	0	1	1	1	1	1	2	50	11	52wr, 46, 37, 50	6	-	1	16.7	
Nov 23	Cin	L	1	1	2	2	100.0	0	0	1	1	1	1	0	0	0	0	36	7	26, 25	4	-	1	25.0	
Nov 30	Ten	W	6	6	1	2	50.0	0	0	0	0	1	1	0	1	0	0	37	9	37, 43BL	8	-	6	75.0	
Dec 7	@ Jax	W	3	3	2	2	100.0	0	0	0	0	0	0	2	2	0	0	44	9	44, 44	6	-	2	33.3	
Dec 14	@ Ind	L	1	1	1	1	100.0	0	0	0	0	0	0	0	0	1	1	53	4	53	3	-	1	33.3	
Dec 21	W	L	1	1	6	6	100.0	0	0	2	2	4	4	0	0	0	0	39	19	35, 25, 30, 20, 39, 33	8	-	4	50.0	
Dec 28	Jax	W	3	3	0	0	0.0	0	0	0	0	0	0	0	0	0	0	0	3		4	-	3	75.0	
Totals			9-7	40	40	30	35	85.7	0	0	6	7	13	15	7	8	4	5	55	130		84	-	40	47.6

2015 Houston Texans

Date	Opp	W/L	PAT		FG			1-19		20-29		30-39		40-49		50+		LG	Pts	Kick-by-Kick	Kickoffs			
			Ma	Att	Ma	Att	Pct	Ma	Att	Ma	Att	Ma	Att	Ma	Att	Ma	Att				No	InEZ	TB	PctTB
Sept 13	KC	L	0	1	2	2	100.0	0	0	0	0	1	1	1	1	0	0	47	6	34, 47	4	-	3	75.0
Sept 20	@ Car	L	2	2	1	1	100.0	0	0	0	0	0	0	1	1	0	0	43	5	43	4	-	3	75.0
Sept. 27	TB	W	1	2	2	3	66.7	1	1	0	0	1	1	0	1	0	0	29	7	43lu, 39, 19	5	-	4	80.0
Totals			1-2	3	5	6	83.3	1	1	0	0	2	2	2	3	0	0	47	18		13	-	10	76.9

2015 New York Jets

Date	Opp	W/L	PAT		FG			1-19		20-29		30-39		40-49		50+		LG	Pts	Kick-by-Kick	Kickoffs				
			Ma	Att	Ma	Att	Pct	Ma	Att	Ma	Att	Ma	Att	Ma	Att	Ma	Att				No	InEZ	TB	PctTB	
Nov. 12	Buf	L	2	2	1	1	100.0	0	0	1	1	0	0	0	0	0	0	29	5	29	4	-	3	75.0	
Nov. 22	@ Hou	L	2	2	1	1	100.0	0	0	0	0	0	0	1	1	0	0	40	5	40	4	-	4	100.0	
Nov. 29	Mia	W	5	5	1	1	100.0	0	0	0	0	0	0	1	1	0	0	41	8	41	7	-	2	28.6	
Dec. 6	@ NYG	W	2	2	3	3	100.0	0	0	2	2	1	1	0	0	0	0	31	11	24, 24, 31	6	-	2	33.3	
Dec. 13	Ten	W	3	3	3	4	75.0	0	0	1	1	0	0	2	2	0	1	47	12	53wl, 47, 27, 42	7	-	4	57.1	
Dec. 19	@ Dal	W	1	2	2	3	66.7	0	0	0	0	1	1	1	2	0	0	40	7	36, 45wr, 40	5	-	0	0.0	
Dec. 27	NE	W	2	2	2	2	100.0	0	0	0	0	1	1	1	1	0	0	49	8	30, 49	5	-	3	60.0	
Jan. 3.	@ Buf	L	2	2	1	2	50.0	0	0	0	0	1	1	0	1	0	0	39	5	40wr, 39	4	-	4	100.0	
Totals			5-3	19	20	14	17	82.4	0	0	4	4	4	4	6	8	0	1	49	79		15	-	11	73.3

2016 New York Giants

Date	Opp	W/L	PAT		FG			1-19		20-29		30-39		40-49		50+		LG	Pts	Kick-by-Kick	Kickoffs			
			Ma	Att	Ma	Att	Pct	Ma	Att	Ma	Att	Ma	Att	Ma	Att	Ma	Att				No	InEZ	TB	PctTB
Sept. 11	@ Dal	W	2	3	0	0	0.0	0	0	0	0	0	0	0	0	0	0	0	2		4	-	3	75.0
Totals			1-0	2	3	0	0	0.0	0	0	0	0	0	0	0	0	0	0	2		4	-	3	75.0

RANDY BULLOCK'S GAME-BY-GAME CONT.

2016 Pittsburgh Steelers

Date	Opp	W/L	PAT		FG			1-19		20-29		30-39		40-49		50+		LG	Pts	Kick-by-Kick	Kickoffs				
			Ma	Att	Ma	Att	Pct	Ma	Att	Ma	Att	Ma	Att	Ma	Att	Ma	Att				No	InEZ	TB	PctTB	
Dec. 4	NYG	W	1	1	3	3	100.0	0	0	0	0	2	2	1	1	0	0	44	10	44, 34, 38	6	-	3	50.0	
Totals			1-0	1	1	3	3	100.0	0	0	0	0	2	2	1	1	0	0	44	10		6	-	3	50.0

2016 Cincinnati Bengals

Date	Opp	W/L	PAT		FG			1-19		20-29		30-39		40-49		50+		LG	Pts	Kick-by-Kick	Kickoffs				
			Ma	Att	Ma	Att	Pct	Ma	Att	Ma	Att	Ma	Att	Ma	Att	Ma	Att				No	InEZ	TB	PctTB	
Dec 18	Pit	L	2	2	2	2	100.0	0	0	2	2	0	0	0	0	0	0	23	8	23, 22	5	-	2	40.0	
Dec 24	@ Hou	L	1	1	1	2	50.0	0	0	0	0	0	0	1	2	0	0	43	4	43, 43wr	2	-	2	100.0	
Jan. 1	Bal	W	3	3	2	2	100.0	0	0	2	2	0	0	0	0	0	0	24	9	23, 24	6	-	4	66.7	
Totals			1-2	6	6	5	6	83.3	0	0	4	4	0	0	1	2	0	0	43	21		13	-	8	61.5

2017 Cincinnati Bengals

Date	Opp	W/L	PAT		FG			1-19		20-29		30-39		40-49		50+		LG	Pts	Kick-by-Kick	Kickoffs				
			Ma	Att	Ma	Att	Pct	Ma	Att	Ma	Att	Ma	Att	Ma	Att	Ma	Att				No	InEZ	TB	PctTB	
Sept 10	Bal	L	0	0	0	0	0	0	0	0	0	0	0	0	0	0	0	0	0		1	-	1	100.0	
Sept 14	Hou	L	0	0	3	3	100.0	0	0	1	1	2	2	0	0	0	0	39	9	29, 29, 30	4	-	3	75.0	
Sept 24	@ GB	L	3	3	1	2	50.0	0	0	0	0	0	0	1	2	0	0	46	6	48wr, 46	5	-	4	80.0	
Oct 1	@ Cle	W	4	4	1	1	100.0	0	0	0	0	0	0	1	1	0	0	41	7	41	6	-	1	16.7	
Oct 8	Buf	W	2	2	2	2	100.0	0	0	1	1	1	1	0	0	0	0	30	8	30, 29	5	-	4	80.0	
Oct 22	@ Pit	L	2	2	0	0	0	0	0	0	0	0	0	0	0	0	0	0	2		3	-	2	66.7	
Oct 29	Ind	W	3	3	1	2	50.0	0	0	1	1	0	1	0	0	0	0	29	6	29, 34b	5	-	2	40.0	
Nov. 5	@ Jax	L										Inactive													
Nov 12	@ Ten	L	2	3	0	0	0.0	0	0	0	0	0	0	0	0	0	0	0	2		4	-	1	25.0	
Nov 19	@ Den	W	2	3	0	0	0.0	0	0	0	0	0	0	0	0	0	0	0	2		4	-	4	100.0	
Nov 26	Cle	W	3	3	3	3	100.0	0	0	1	1	1	1	1	1	0	0	49	12	31, 49, 21	7	-	2	28.6	
Dec 4	Pit	L	2	2	2	2	100.0	0	0	0	0	1	1	1	1	0	0	41	8	35, 41	5	-	3	60.0	
Dec 10	Chi	L	1	1	0	0	0	0	0	0	0	0	0	0	0	0	0	0	1		2	-	0	0.0	
Dec 17	@ Min	L	1	1	0	0	0	0	0	0	0	0	0	0	0	0	0	0	1		2	-	2	100.0	
Dec 24	Det	W	2	2	4	4	100.0	0	0	2	2	1	1	0	0	1	1	51	14	29, 27, 35, 51	6	-	1	16.7	
Dec 31	@ Bal	W	4	4	1	1	100.0	0	0	0	0	1	1	0	0	0	0	32	147	32	6	-	0	0.0	
Totals			7-8	31	33	18	20	90.0	0	0	6	6	7	8	4	5	1	1	51	85		65	-	30	46.2

2018 Cincinnati Bengals

Date	Opp	W/L	PAT		FG			1-19		20-29		30-39		40-49		50+		LG	Pts	Kick-by-Kick	Kickoffs				
			Ma	Att	Ma	Att	Pct	Ma	Att	Ma	Att	Ma	Att	Ma	Att	Ma	Att				No	InEZ	TB	PctTB	
Sept 9	@ Ind	W	4	4	2	2	100.0	0	0	0	0	1	1	1	1	0	0	42	10	42, 39	7	-	5	71.4	
Sept 13	Bal	W	4	4	2	2	100.0	0	0	1	1	0	0	1	1	0	0	40	10	28, 40	7	-	6	85.7	
Sept 23	@ Car	L	3	3	0	1	0.0	0	0	0	0	0	0	0	0	0	1	0	3		4	-	4	100.0	
Sept 30	@ Atl	W	4	4	1	1	100.0	0	0	0	0	1	1	0	0	0	0	36	7	36	7	-	3	42.9	
Oct 7	Mia	W	3	3	2	3	66.7	0	0	1	1	0	1	0	0	1	1	51	9	37b, 51, 20	6	-	3	50.0	
Oct 14	Pit	L	3	3	0	0	0.0	0	0	0	0	0	0	0	0	0	0	0	3		4	-	2	50.0	
Oct 21	@ KC	L	1	1	1	1	100.0	0	0	0	0	1	1	0	0	0	0	33	4	33	3	-	2	66.7	
Oct 28	TB	W	4	5	1	1	100.0	0	0	0	0	0	0	1	1	0	0	44	7	44	6	-	5	83.3	
Nov 11	NO	L	2	2	0	0	0.0	0	0	0	0	0	0	0	0	0	0	0	2		4	-	4	100.0	
Nov. 18	@ Bal	L	3	3	0	1	0.0	0	0	0	0	0	0	0	0	0	1	0	3	52wr	4	-	0	0.0	
Nov 25	Cle	L	2	3	0	1	0.0	0	0	0	0	0	0	0	0	0	1	0	2	54b	4	-	1	25.0	
Dec 2	Den	L	1	1	1	1	100.0	0	0	0	0	1	1	0	0	0	0	35	4	35	3	-	3	100.0	
Dec 9	@ LAC	L	0	0	3	3	100.0	0	0	1	1	0	0	2	2	0	0	47	9	47, 23, 46	5	-	2	40.0	
Dec 16	Oak	W	3	3	3	3	100.0	0	0	1	1	2	2	0	0	0	0	38	12	34, 38, 23	7	-	4	57.1	
Dec 23	@ Cle	L	1	1	1	1	100.0	0	0	0	0	0	0	0	0	1	1	51	4	51	4	-	1	25.0	
Dec 30	@ Pit	L	1	1	2	2	100.0	0	0	0	0	1	1	1	1	0	0	49	7	49, 32	4	-	1	25.0	
Totals			6-10	39	41	19	23	82.6	0	0	4	4	7	8	6	6	2	5	51	96		78	-	46	58.9

RANDY BULLOCK'S GAME-BY-GAME CONT.

2019 Cincinnati Bengals

Date	Opp	W/L	PAT		FG			1-19		20-29		30-39		40-49		50+		LG	Pts	Kick-by-Kick	Kickoffs			
			Ma	Att	Ma	Att	Pct	Ma	Att	Ma	Att	Ma	Att	Ma	Att	Ma	Att				No	InEZ	TB	PctTB
Sept 8	@ Sea	L	2	2	2	3	66.7	0	0	1	1	1	1	0	1	0	0	39	8	39, 45wl, 27	5	-	4	80.0
Sept 15	SF	L	2	2	1	2	50.0	0	0	0	0	1	1	0	0	0	1	37	5	52wl, 37	4	-	3	75.0
Sept 22	@ Buf	L	2	2	1	1	100.0	0	0	0	0	0	0	1	1	0	0	43	5	43	4	-	3	75.0
Sept 30	@ Pit	L	0	0	1	1	100.0	0	0	1	1	0	0	0	0	0	0	28	3	28	2	-	2	100.0
Oct 6	Ari	L	2	2	3	3	100.0	0	0	2	2	0	0	1	1	0	0	48	11	23, 48, 23	6	-	4	66.7
Oct 13	@ Bal	L	2	2	1	1	100.0	0	0	1	1	0	0	0	0	0	0	22	5	22	3	-	2	66.7
Oct 20	Jax	L	2	2	1	1	100.0	0	0	0	0	1	1	0	0	0	0	38	5	38	3	-	3	100.0
Oct 27	@ LAR	L	1	1	1	1	100.0	0	0	1	1	0	0	0	0	0	0	28	4	28	3	-	2	66.7
Nov. 10	Bal	L	1	1	2	2	100.0	0	0	0	0	1	1	1	1	0	0	42	7	42, 39	4	-	3	75.0
Nov. 17	@ Oak	L	1	1	1	2	50.0	0	0	0	0	0	0	1	1	0	1	40	4	53wl, 40	3	-	3	100.0
Nov. 24	Pit	L	1	1	1	1	100.0	0	0	1	1	0	0	0	0	0	0	27	4	27	3	-	2	66.7
Dec. 1	NYJ	W	2	2	2	3	66.7	0	0	1	1	0	0	1	2	0	0	47	8	24, 48wr, 47	5	-	3	60.0
Dec. 8	@ Cle	L	1	1	4	4	100.0	0	0	1	1	1	1	2	2	0	0	46	13	34, 44, 28, 46	5	-	3	60.0
Dec. 15	NE	L	1	1	2	2	100.0	0	0	0	0	1	1	1	1	0	0	48	7	34, 48	3	-	1	33.3
Dec. 22	@ Mia	L	1	1	2	2	100.0	0	0	1	1	0	0	0	0	1	1	57	7	20, 57	6	-	4	66.7
Dec. 29	Cle	W	3	4	2	2	100.0	0	0	0	0	0	0	2	2	0	0	47	9	47, 46	7	-	4	57.1
Totals			2-14	24 25	27 31	87.1	0 0	10 10	6 6	10 12	1 3	57 105					66	-	46	69.6				

2020 Cincinnati Bengals

Date	Opp	W/L	PAT		FG			1-19		20-29		30-39		40-49		50+		LG	Pts	Kick-by-Kick	Kickoffs			
			Ma	Att	Ma	Att	Pct	Ma	Att	Ma	Att	Ma	Att	Ma	Att	Ma	Att				No	InEZ	TB	PctTB
Sept 13	LAC	L	1	1	2	3	66.7	0	0	0	0	0	1	1	1	1	1	50	7	50, 43, 31wr	4	-	3	75.0
Sept 17	@ Cle	L	3	3	3	3	100.0	0	0	1	1	1	1	1	1	0	0	43	12	38, 43, 27	6	-	6	100.0
Sept 27	@ Phi	T	2	2	3	3	100.0	0	0	1	1	1	1	1	1	0	0	48	11	48, 31, 25	6	-	5	83.3
Oct 4	Jax	W	3	3	4	4	100.0	0	0	0	0	2	2	2	2	0	0	46	15	35, 40, 46, 30	7	-	7	100.0
Oct 11	@ Bal	L	0	0	1	1	100.0	0	0	0	0	1	1	0	0	0	0	38	3	38	2	-	1	50.0
Oct 18	@ Ind	L	3	3	2	3	66.7	0	0	0	0	0	0	1	2	1	1	55	9	47, 55, 48ru	6	-	5	83.3
Oct 25	Cle	L	4	4	2	2	100.0	0	0	1	1	1	1	0	0	0	0	37	10	37, 23	7	-	5	71.4
Nov 1	Ten	W	4	4	1	1	100.0	0	0	0	0	1	1	0	0	0	0	33	7	33	6	-	4	66.7
Nov 15	@ Pit	L	1	1	1	1	100.0	0	0	0	0	1	1	0	0	0	0	37	4	37	3	-	0	0.0
Nov 22	@ Was	L	0	1	1	3	33.3	0	0	0	0	0	1	0	0	1	2	53	3	34ru, 53, 58ru	3	-	2	66.7
Nov 29	NYG	L	2	2	1	1	100.0	0	0	0	0	0	0	1	1	0	0	44	5	44	4	-	2	50.0
Dec 6	@ Mia	L	1	1	0	1	0.0	0	0	0	0	0	0	0	0	0	1	0	1	53wl	2	-	2	100.0
Dec 13	Dal	L																						
Dec 21	Pit	W																						
Dec 27	@ Hou	W																						
Jan 3	Bal	L																						
Totals			2-9-1	24 25	21 26	80.8	0 0	3 3	8 10	7 8	3 5	55 87					56	-	42					

2021 Tennessee Titans

Date	Opp	W/L	PAT		FG			1-19		20-29		30-39		40-49		50+		LG	Pts	Kick-by-Kick	Kickoffs			
			Ma	Att	Ma	Att	Pct	Ma	Att	Ma	Att	Ma	Att	Ma	Att	Ma	Att				No	InEZ	TB	PctTB
Sept 12	Ari	L																						
Sept 19	@ Sea	W	3	3	4	5	80.0	0	0	1	1	3	3	0	1	0	0	36	15	33, 30, 24, 44wr, 36	7	4	4	57.1
Sept 26	Ind	W	2	2	1	1	100.0	0	0	0	0	1	1	0	0	0	0	32	5	32	5	3	3	60.0
Oct 3	@ NYJ	L	1	1	3	4	75.0	0	0	0	0	1	1	2	3	0	0	46	10	44, 46, 36, 49wl	7	5	3	42.9
Oct 10	@ Jax	W	4	5	1	1	100.0	0	0	0	0	1	1	0	0	0	0	34	7	34	7	5	3	42.9
Oct 18	Buf	W	4	4	2	2	100.0	0	0	0	0	1	1	1	1	0	0	43	10	43, 38	7	7	4	57.1
Oct 24	KC	W	3	3	2	2	100.0	0	0	0	0	1	1	0	0	1	1	51	9	34, 51	6	6	6	100.0
Oct 31	@ Ind	W	4	4	2	2	100.0	0	0	0	0	0	0	2	2	0	0	46	10	46, 44	7	7	4	57.1
Nov 7	@ LAR	W	4	4	0	0	-	0	0	0	0	0	0	0	0	0	0	-	4		5	3	3	60.0
Nov 14	NO	W	2	2	3	3	100.0	0	0	1	1	2	2	0	0	0	0	36	11	28, 36, 36	6	2	0	0.0
Nov 21	Hou	L	1	2	0	0	-	0	0	0	0	0	0	0	0	0	0	-	1		3	2	2	66.7
Nov 28	@ NE	L	1	2	0	1	0.0	0	0	0	0	0	0	0	1	0	0	-	1	44ru	3	2	0	0.0
Dec 12	Jax	W	2	2	2	3	66.7	0	0	1	1	0	0	1	2	0	0	44	8	47wr, 44, 29	5	5	4	80.0
Dec 19	@ Pit	L	1	1	2	2	100.0	0	0	1	1	1	1	0	0	0	0	32	7	26, 32	4	2	2	50.0
Dec 23	SF	W	2	2	2	2	100.0	0	0	0	0	1	1	1	1	0	0	44	8	33, 44	5	5	5	100.0
Jan 2	Mia	W	4	4	2	2	100.0	0	0	1	1	0	0	1	1	0	0	44	10	23, 44	7	5	5	71.4
Jan 9	@ Hou	W	4	4	0	1	0.0	0	0	0	0	0	0	0	1	0	0	-	4	42wl	5	3	2	40.0
Totals			12-5	42 45	26 31	83.9	0 0	5 5	12 12	8 13	1 1	51 120					89	66	50	56.2				
Playoffs																								
Jan 22	Cin	L	1	1	1	1	100.0	0	0	0	0	1	1	0	0	0	0	34	4	34	4	1	1	25.0
Totals			0-1	1 1	1 1	100.0	0 0	0 0	1 1	0 0	0 0	34 4					4	1	1	25.0				

RANDY BULLOCK'S GAME-BY-GAME CONT.

2022 Tennessee Titans

Date	Opp	W/L	PAT		FG			1-19		20-29		30-39		40-49		50+		LG	Pts	Kick-by-Kick	Kickoffs			
			Ma	Att	Ma	Att	Pct	Ma	Att	Ma	Att	Ma	Att	Ma	Att	Ma	Att				No	InEZ	TB	PctTB
Sept 11	NYG	L	2	2	2	3	66.7	0	0	1	1	0	0	1	2	0	0	46	8	46, 23, 47wl	5	5	3	60.0
Sept 19	@ Buf	L	1	1	0	0	-	0	0	0	0	0	0	0	0	0	0	-	1		2	2	2	100.0
Sept 25	LV	W	3	3	1	1	100.0	0	0	0	0	0	0	1	1	0	0	48	6	48	4	3	3	75.0
Oct 2	@ Ind	W	3	3	1	1	100.0	0	0	0	0	0	0	1	1	0	0	44	6	44	5	5	5	100.0
Oct 9	@ Was	W	3	3	0	0	-	0	0	0	0	0	0	0	0	0	0	-	3		4	1	1	25.0
Oct 23	Ind	W	1	1	4	4	100.0	0	0	2	2	1	1	1	1	0	0	48	13	27, 28, 38, 48	6	3	3	50.0
Oct 30	@ Hou	W	2	2	1	2	50.0	0	0	1	1	0	0	0	1	0	0	29	5	48wr, 29	4	3	2	50.0
Nov 6	@ KC	L	2	2	1	1	100.0	0	0	0	0	0	0	1	1	0	0	44	5	44	5	4	3	60.0
Nov 13	Den	W	2	2	1	1	100.0	0	0	0	0	1	1	0	0	0	0	35	5	35	1	0	0	0.0
Nov 17	@ GB																							
Nov 27	Cin																							
Dec 4	@ Phi																							
Dec 11	Jax																							
Dec 18	@ LAC																							
Dec 24	Hou																							
Dec 29	Dal																							
Jan 7/8	@ Jax																							
Totals			6-3	19	19	11	13	84.6	0	0	4	4	2	2	5	7	0	0	48	52	36	26	22	61.1

RANDY BULLOCK'S NFL STATISTICS

REGULAR SEASON			PAT		FG			1-19		20-29		30-39		40-49		50+		LG	Pts	Kickoffs			
Date	Team	GP	Ma	Att	Ma	Att	Pct	Ma	Att	Ma	Att	Ma	Att	Ma	Att	Ma	Att			No	InEZ	TB	PctTB
2012	Houston	0	Injured		Reserve																		
2013	Houston	16	26	26	26	35	74.3	1	1	7	7	5	5	12	17	1	5	51	104	67	55	29	43.3
2014	Houston	16	40	40	30	35	85.7	0	0	6	7	13	15	7	8	4	5	55	130	84	73	40	47.6
2015	HOU/NYJ	11	22	25	19	23	82.6	1	1	4	4	6	6	8	11	0	1	49	79	55	54	30	54.5
2016	NYG/PIT/CIN	5	9	10	8	9	88.9	0	0	4	4	2	2	2	3	0	0	44	33	23	16	14	60.9
2017	Cincinnati	15	31	33	18	20	90.0	0	0	6	6	7	8	4	5	1	1	51	85	65	39	30	46.2
2018	Cincinnati	16	39	41	19	23	82.6	0	0	4	4	7	8	6	6	2	5	51	96	78	61	45	57.7
2019	Cincinnati	16	24	25	27	31	87.1	0	0	10	10	6	6	10	12	1	3	57	105	66	55	46	69.7
2020	Cincinnati	12	24	25	21	26	80.8	0	0	3	3	8	10	7	8	3	5	55	87	56	46	42	75.0
2021	Tennessee	16	42	45	26	31	83.9	0	0	5	5	12	12	8	13	1	1	51	120	89	66	50	56.2
2022	Tennessee	9	19	19	11	13	84.6	0	0	4	4	2	2	5	7	0	0	48	52	36	26	22	61.1
NFL Totals		132	276	289	205	246	83.3	2	2	53	54	68	74	69	90	13	26	57	891	619	491	348	56.2

PLAYOFFS			PAT		FG			1-19		20-29		30-39		40-49		50+		LG	Pts	Kickoffs			
Date	Team	GP	Ma	Att	Ma	Att	Pct	Ma	Att	Ma	Att	Ma	Att	Ma	Att	Ma	Att			No	InEZ	TB	PctTB
2021	Tennessee	1	1	1	1	1	100.0	0	0	0	0	1	1	0	0	0	0	34	4	4	1	1	25.0
Playoff Totals		1	1	1	1	1	100.0	0	0	0	0	1	1	0	0	0	0	34	4	4	1	1	25.0

Single-Game Highs

Field Goals Made - 6 vs. Baltimore (12/21/14)
 Field Goal Attempts - 6 vs. Baltimore (12/21/14)
 Longest Field Goal - 57 at Miami (12/22/19)
 PATs Made - 6 vs. Tennessee (11/30/14)
 PATs Attempted - 6 vs. Tennessee (11/30/14)
 Points - 19 vs. Baltimore (12/21/14)
 Special Teams Tackles - 1 (2013), 1 (2014), 1 (2016)

Game-Winning Field Goals (7)*

9/9/13 at San Diego (41 yards)
 12/6/15 at N.Y. Giants (31 yards, OT)
 12/19/15 at Dallas (40 yards)
 10/28/18 vs. Tampa Bay (44 yards)
 9/19/21 at Seattle (36 yards, OT)
 10/31/21 at Indianapolis (44 yards, OT)
 12/23/21 vs. San Francisco (44 yards)

* A game-winning field goal is defined as one that was the final score of the game and gave the kicker's team the lead at any time in the fourth quarter or overtime.

Playoff Single-Game Highs

Field Goals Made - 1 vs. Cincinnati (1/22/22)
 Field Goal Attempts - 1 vs. Cincinnati (1/22/22)
 Longest Field Goal - 34 vs. Cincinnati (1/22/22)
 PATs Made - 1 vs. Cincinnati (1/22/22)
 PATs Attempted - 1 vs. Cincinnati (1/22/22)
 Points - 4 vs. Cincinnati (1/22/22)



16 TREYLON BURKS

WIDE RECEIVER • 6'2" • 225 LBS • COLLEGE: ARKANSAS

ACQUIRED: 1ST ROUND - 2022

NFL EXPERIENCE (NFL/TITANS): ROOKIE • HOMETOWN: WARREN, ARK.

GAMES PLAYED/GAMES STARTED: 5/2 (PLAYOFFS: 0/0)



PRO: The Titans selected Treylon Burks in the first round (18th overall) of the 2022 NFL Draft. The 6-foot-2-inch, 225-pounder brings a rare combination of size, speed and sure hands. The Arkansas product is a powerful runner with the ball in his hands, and he can be used all over the offensive formation as well as in the return game. In three college seasons (2019-21), he became the sixth all-time leading receiver in Razorbacks history (146 receptions for 2,399 yards) and tied for the fifth-most touchdown catches in school annals (18). He was drafted with the highest pick of any Arkansas player since Darren McFadden was taken fourth overall in 2008, and he was the first Arkansas wide receiver to be selected in the first round since Matt Jones was taken 21st overall by Jacksonville in 2006.

CAREER HIGHLIGHTS:

- As a junior at Arkansas in 2021, Burks was named first-team All-SEC after totaling 66 receptions (seventh in the SEC) for 1,104 yards (fourth) and 11 touchdowns (fourth). His 92.0 receiving yards per game ranked third in the SEC behind only Jameson Williams (104.8) and Wan'Dale Robinson (102.6).
- As a sophomore in 2020, he was named second-team All-SEC after contributing 51 receptions for 820 yards and seven touchdowns. His 91.1 receiving yards per game ranked third in the SEC behind only Elijah Moore (149.1) and DeVonta Smith (142.8).

TITANS TIDBITS:

- Burks is a hunting and fishing enthusiast. He is an experienced wild boar hunter, which involves hunting the animals with only his dogs and a knife.
- He lists "The Sandlot" and "Home Alone" among his favorite movies.
- Some of Burks' work ethic was developed on the farm of his great-grandfather, Joe Burks, as he would do everything from bailing hay to working in the chicken house.
- Burks has two dogs, a pair of American bullies named Zara and Zazu.

CAREER TRANSACTIONS:

- The Warren, Ark., native was selected by the Titans in the first round (18th overall) of the 2022 NFL Draft.

SEASON RECAPS:

2022 (5/2): Has led the team in receiving yards once in 2022 (at BUF). Has tied for the team lead in receptions once in 2022 (at BUF). Placed on injured reserve on Oct. 8, 2022 and missed four games before being designated to return on Nov. 12, 2022.

- Against N.Y. Giants (9/11), made his NFL debut as a reserve at wide receiver and snared three receptions for 55 yards. Since 1970, his 55 receiving yards ranked sixth among Titans/Oilers rookies and first-year players in a Week 1 game. Snared his first career reception for 20 yards to set up the Titans' first touchdown of the season in the opening stanza. Set up the Titans' second touchdown with a 27-yard reception in the third quarter.
- At Buffalo (9/19), registered his first career start at wide receiver and tied for the team lead with four receptions for a team-best 47 receiving yards.
- Against Las Vegas (9/25), saw action as a reserve at wide receiver and caught one pass for 13 yards to go along with an eight-yard rush. Posted a 13-yard reception down to the Raiders' one-yard line setting up Derrick Henry's touchdown on the next play early in the second quarter.
- At Indianapolis (10/2), started at wide receiver and collected two receptions for 14 yards to go along with a four-yard rush for a first down before leaving the game early in the fourth quarter with an injury. Extended

a Titans' scoring drive with a four-yard rush on third-and-one in the second quarter.

- Against Denver (11/13), returned to the lineup as a reserve at wide receiver and caught three passes for 24 yards.

COLLEGE:

• One of the most accomplished wide receivers in Arkansas history, Burks appeared in 32 career games with 30 starts in three seasons with the Razorbacks. He totaled 146 receptions for 2,399 yards and 18 touchdowns to go along with 32 rushing attempts for 222 yards and one score. He returned 13 punts for 134 yards (10.3-yard average) and returned 11 kickoff returns for 226 yards (20.5 avg.). At the conclusion of his collegiate career, he ranked sixth in Razorbacks history in career receptions and receiving yards, and his touchdown reception total tied for fifth all-time. He set an Arkansas record with 10 career 100-yard receiving games, including a school-record six 100-yard receiving performances in his final year. He earned All-SEC honors in each of his three seasons: in 2019, second-team All-SEC as a returner and All-Freshman as a receiver; second-team All-SEC in 2020; and first-team All-SEC in 2021.

AS A JUNIOR (2021), started 12 games, totaling 66 catches for 1,104 yards and 11 touchdowns to earn first-team All-SEC honors. He became the fourth pass catcher in Arkansas history to post a 1,000-yard receiving season and the first since 2012.

- Against Georgia Southern (9/18), notched his first 100-yard game of the season with 127 yards on three catches, including a 91-yard touchdown.
- Against Texas A&M (9/25), posted his second straight 100-yard game in the Southwest Classic victory, catching six passes for 167 yards, including an 85-yard touchdown.
- At Ole Miss (10/9), posted seven catches for 136 yards and a score.
- Against Auburn (10/16), registered his fourth 100-yard game in a five-game span with nine receptions for 109 yards and two touchdowns.
- Against Arkansas-Pine Bluff (10/23), established career highs with 56 rushing yards and one rushing touchdown, including a career-long 49-yard rushing score. He added 89 yards on four receptions.
- At Alabama (11/20), totaled a season-best 179 yards receiving on eight catches and matched a career-best with two touchdowns.
- Against Missouri (11/26), set a school record with his sixth 100-yard game of the season with 179 yards on seven catches in the Battle Line Rivalry win.

AS A SOPHOMORE (2020), played and started in nine games. Earned second-team All-SEC honors and named to the 2020 Fall SEC Academic Honor Roll. Led the team with 51 catches, 820 yards (16.1 avg.) and seven touchdowns. Also returned one punt for four yards. Finished third in the SEC with an average of 91.1 receiving yards per game and ranked fifth in total receiving yards, despite missing one game. Was one of only two FBS receivers, joining Florida's Kadarius Toney, to log 800-plus receiving yards and 70-plus rushing yards. Accrued six games with at least 90 receiving yards and four games of 100-plus receiving yards. Became the first Arkansas receiver to record four 100-yard receiving games in the same season since Cobi Hamilton in 2012. Totaled four catches of 50-plus yards, which tied for sixth-most in FBS.

- Against Georgia (9/26), recorded seven receptions for 102 yards in the season opener, including a 49-yard touchdown reception that was the first scoring reception of his career.
- Against Ole Miss (10/17), returned from an injury to notch a career-high 11 catches for 137 yards with a touchdown. Also rushed for a career-high

46 yards in the win. Became the first Razorback receiver to have at least 11 catches since Cobi Hamilton in 2012 against Texas A&M.

- At Texas A&M (10/31), recorded seven catches for 117 yards and two touchdowns, notching his second consecutive 100-yard game. Recorded the first two-touchdown game of his career and became the first Razorback to log back-to-back 100-yard receiving games since Keon Hatcher in 2016.
- Against Tennessee (11/7), caught a 57-yard touchdown pass to become the first Razorback to record a receiving touchdown in three straight games since Jonathan Nance in 2017.
- Against Louisiana State (11/21), hauled in five catches for 90 yards and a 65-yard touchdown.
- At Missouri (12/5), totaled 10 catches for 206 yards with a touchdown, while also rushing three times for 14 yards. Tallied the fifth-most single-game receiving yards in program history. Scored his seventh touchdown of the year on a 68-yard reception.

AS A FRESHMAN (2019), played in 11 games with nine starts. Named second-team All-SEC as a returner and added SEC All-Freshman honors as a receiver. Hauled in 29 passes for a team-high 475 yards. Averaged 16.4 yards per catch and 43.2 yards per game, both ranking second among conference freshmen. As the team's main punt returner, fielded 12 punts for 130 yards, averaging 10.8 yards per return. Also returned 10 kickoffs for 226 yards. Finished second on the team in all-purpose yards with 866, averaging 78.7 per game.

- Against Portland State (8/31), began his collegiate career with three catches for 52 yards and two punt returns for 16 yards.
- Against Colorado State (9/14), posted a season-high four catches and 92 receiving yards.
- Against Texas A&M (9/28), put up four receptions for 58 yards and a career-long 32-yard punt return.
- Against Mississippi State (11/2), posted career highs with five kickoff returns and 134 kickoff return yards, including a career-long 42-yard kickoff return.
- At Louisiana State (11/23), totaled 80 yards on three catches, including receptions of 31 and 38 yards.
- Majored in communications at Arkansas.

PERSONAL:

- Engaged to Shelby Pearlman.
- Attended Warren (Ark.) High School, where he closed his high school

career with 151 receptions for 3,403 yards and 43 touchdowns for the Lumberjacks. Rated a four-star prospect by Rivals, 247Sports and ESPN, and billed as the top player in the state of Arkansas by 247Sports. Slotted as the No. 11 wide receiver in the nation by ESPN.

- Also lettered in basketball, baseball and track.
- As a high school senior, hauled in eight catches for 244 yards, scoring four times before a season-ending injury. Also passed for three touchdowns. Played on both sides of the ball, tallying 17 tackles with one sack, two forced fumbles and a fumble recovery.
- As a high school junior, totaled 1,090 receiving yards and 12 touchdowns on 45 catches in 2017. Also rushed for 936 yards on 114 carries, scoring 27 touchdowns and helping the team to a 13-2 mark and a berth in the Arkansas 4A state championship game.
- Son of Shafreda Strickland and has one brother and two sisters.
- Follow Burks on Twitter at @TreyLyonBurks.
- Follow Burks on Instagram at @treyLyon_burks13.
- Born TreyLyon Burks on March 23, 2000 in Flint, Mich.

TREYLON BURKS' COLLEGE STATISTICS

Year	Team	GP	GS	RECEIVING					RUSHING				
				No	Yds	Avg	Lg	TD	Att	Yds	Avg	Lg	TD
2019	Arkansas	11	9	29	475	16.4	38	0	9	35	3.9	11	0
2020	Arkansas	9	9	51	820	16.1	68t	7	15	75	5.0	18	0
2021	Arkansas	12	12	66	1,104	16.7	91t	11	14	112	8.0	49t	1
College Totals		32	30	146	2,399	16.4	91t	18	32	222	5.8	49t	1

Year	Team	PUNT RETURNS					KICKOFF RETURNS				
		No	Yds	Avg	Lg	TD	No	Yds	Avg	Lg	TD
2019	Arkansas	12	130	10.8	32	0	10	226	22.6	42	0
2020	Arkansas	1	4	4.0	4	0	0	0	-	-	0
2021	Arkansas	0	0	-	-	0	1	0	0.0	0	0
College Totals		13	134	10.3	32	0	11	226	20.5	42	0

Single-Game Highs

- Receptions - 11 vs. Mississippi (10/17/20)
- Receiving Yards - 206 vs. Missouri (12/5/20)
- Long Reception - 91 vs. Georgia Southern (9/18/21)
- Receiving Touchdowns - 2 (Four times, last at Alabama 11/20/21)
- Rushing Attempts - 4 (Twice, last vs. Mississippi 10/17/20)
- Rushing Yards - 56 vs. Arkansas-Pine Bluff (10/23/21)
- Rushing Touchdowns - 1 vs. Arkansas-Pine Bluff (10/23/21)
- Long Rush - 49 vs. Arkansas-Pine Bluff (10/23/21)

- Punt Returns - 3 vs. Colorado State (9/14/19)
- Punt Return Yards - 35 vs. Texas A&M (9/28/19)
- Long Punt Return - 32 vs. Texas A&M (9/28/19)
- Kickoff Returns - 5 vs. Mississippi State (11/2/19)
- Kickoff Return Yards - 134 vs. Mississippi State (11/2/19)
- Long Kickoff Return - 42 vs. Mississippi State (11/2/19)

TREYLON BURKS' GAME-BY-GAME

2022 Tennessee Titans

Date	Opp.	W/L	P/S	RECEIVING				
				No	Yds	Avg	Lg	TD
Sept 11	NYG	L	p	3	55	18.3	27	0
Sept 19	@ Buf	L	S	4	47	11.8	16	0
Sept 25	LV	W	p	1	13	13.0	13	0
Oct 2	@ Ind	W	S	2	14	7.0	8	0
Oct 9	@ Was	W	IR					
Oct 23	Ind	W	IR					
Oct 30	@ Hou	W	IR					
Nov 6	@ KC	L	IR					
Nov 13	Den	W	p	3	24	8.0	15	0
Nov 17	@ GB							
Nov 27	Cin							

Dec 4	@	Phi									
Dec 11		Jax									
Dec 18	@	LAC									
Dec 24		Hou									
Dec 29		Dal									
Jan 7/8	@	Jax									
Totals					6-3	5/2	13	153	11.8	27	0

TREYLON BURKS' NFL STATISTICS

REGULAR SEASON

Year	Team	GP	GS	No	RECEIVING				RUSHING				
					Yds	Avg	Lg	TD	Att	Yds	Avg	Lg	TD
2022	Tennessee	5	2	13	153	11.8	27	0	2	12	6.0	8	0
NFL Totals		5	2	13	153	11.8	27	0	2	12	6.0	8	0

Single-Game Highs


Receptions - **4 at Buffalo (9/19/22)**
 Receiving Yards - **55 vs. N.Y. Giants (9/11/22)**
 Long Reception - **27 vs. N.Y. Giants (9/11/22)**
 Receiving Touchdowns -

Rushes - **1 (Twice, last at Indianapolis 10/2/22)**
 Rushing Yards - **8 vs. Las Vegas (9/25/22)**
 Long Rush - **8 vs. Las Vegas (9/25/22)**



31 KEVIN BYARD

**SAFETY • 5'11" • 212 LBS • COLLEGE: MIDDLE TENNESSEE STATE
ACQUIRED: 3RD ROUND - 2016
NFL EXPERIENCE (NFL/TITANS): 7/7 • HOMETOWN: LITHONIA, GA.
GAMES PLAYED/GAMES STARTED: 106/97 (PLAYOFFS: 7/7)**



Captain: 2019, 2020, 2021, 2022



Pro Bowl: 2017, 2021



Community Man of the Year: 2020

PRO: Since the Titans selected Kevin Byard with the first pick of the third round in the 2016 NFL Draft, he has established himself as one of the premier safeties in the NFL and one of the best at his position in franchise history. During his first six seasons, he contributed to six consecutive winning seasons and did not miss a single game. He finished the 2021 campaign as a three-time team captain, two-time Pro Bowl selection and a two-time Associated Press first-team All-Pro. His interception total was 11th on the franchise's all-time list and sixth among all Titans/Oilers safeties. From 2017 through 2021, Byard led all NFL safeties and ranked third among all players with 23 interceptions. The 5-foot-11-inch, 212-pound defender is a product of Middle Tennessee State University, where he earned a reputation as a sideline-to-sideline, ball-hawking safety who plays with tremendous intelligence and effort.

CAREER HIGHLIGHTS:

- In 2021, Byard was announced as a starter to his second career Pro Bowl and earned first-team Associated Press All-Pro honors for the second time in his career. He joined Bruce Matthews (1999–2000) and Albert Haynesworth (2007–2008) as the franchise's only players in its "Titans era" (since 1999) to earn multiple first-team AP All-Pro honors.
- At the conclusion of 2021, Byard's 88 consecutive starts in the regular season was the leading current streak among all Titans players, ranked first in the NFL among defenders, and was the sixth-longest active streak among all players.
- Byard led the Titans in 2021 with five interceptions and 88 tackles, becoming the franchise's first player to lead the team in tackles and interceptions in the same season since the team began tracking individual tackle statistics in 1974. It was his second consecutive season to lead the club in tackles and the fourth time in his career he was the interceptions leader. Additionally, his 13 passes defended made up the highest total among NFL safeties.
- He scored his first two career touchdowns in 2021—one on a fumble return and one on an interception return—to become the first Titans player with two defensive touchdowns in the same season since linebacker Zach Brown in 2012.
- In 2020, Byard was named the team's Walter Payton Man of the Year for his work in the community.
- Byard led the team and set a career-high in 2020 with 111 tackles.
- From 2017 through 2019, Byard led the NFL with 17 interceptions.
- In 2019, Byard led the team in interceptions (five) for the third consecutive season, while starting every contest for the third consecutive season.
- In 2018, Byard led the team with four interceptions and ranked third on the team with 96 tackles and 10 passes defended.
- In 2017, Byard was named to the Pro Bowl and earned first-team Associated Press All-Pro honors after tying Detroit's Darius Slay for the NFL lead with eight interceptions. He added a pair of fumble recoveries to pace the league with 10 total takeaways.
- His eight interceptions in 2017 tied for seventh in franchise history and made up the highest total by any franchise player since Oilers cornerback Richard Johnson picked off eight passes in 1990.
- In 2016, Byard saw action in all 16 games with seven starts and compiled 63 tackles, a sack, five tackles for loss, three quarterback pressures, four passes defended and 10 special teams tackles. His seven starts were the most by a Titans rookie safety since Michael Griffin (10) in 2007.

TITANS TIDBITS:

- In May 2022, Martin Luther King Jr. High School in Lithonia, Ga., renamed its updated athletic facilities in Byard's honor. Byard graduated from the school in 2011.

- Along with his wife, Clarke, Byard has made a profound impact in the Nashville community through the Byard Family Legacy Fund. With the mission to "provide ALL families and individuals in our community with hope, making sure everyone who needs it gets a second chance," the organization annually holds a back-to-school program, Thanksgiving dinner, Christmas fundraiser and football camp. It also changes lives through the "Grace Grant," which provides funds to individuals or organizations who need a second chance.
- In 2021, the Byard Family Legacy Fund used its "Grace Grant" to renovate the Davidson County Department of Children's Services' Safe Room. The room is designed to help reduce trauma for children who come into custody for child abuse and/or child neglect.
- In April 2022, Byard served as the honorary chair for the Rally Foundation for Childhood Cancer Research's annual event called "Rally On the Runway," which helped raise more than \$556,000 to fund research and aid families with children fighting cancer.
- In July 2020, Byard was named the official spokesperson for the United Way of Greater Nashville. His first order of business was to participate in the organization's virtual Stuff the Bus school supply drive.
- In August 2020, Byard assisted his wife, Clarke, in the unintentional home birth of their son, Kevin Leon Byard IV. After realizing they were not going to be able to make it to the hospital and their doula needing 30 minutes to get to their home, Byard sprung into action with instructions from the doula. The first: "Let's try and get her in the bathtub." But by this time, his son's head was already visible. The doula told him, "Tell her to start pushing. The baby is coming." Byard recalled: "His face was pointing upward, so I could see his face was real purple. I was nervous about that, so she told me to support his head." In less than 15 minutes, he was holding Kevin IV in his arms. "Once he got his head out, his shoulders and everything just kind of slipped out, and I kind of caught him in my arms. He waited about five seconds, coughed about two or three times, and started crying."
- Byard credits his mother, the late Artina Stanley, for much of his success. Following a divorce when Byard was in ninth grade, his mother moved with the children from Philadelphia to Atlanta. Although it was a financial struggle, Stanley worked long hours to make sure her children received what they needed. Byard claims he and his older brother "had to grow up really fast" as they helped their mother with taking care of the younger kids in the family. In May 2020, Byard was able to accomplish a goal of helping to purchase his mother a new home. She passed away in June 2022.
- The Titans had an inside track in their scouting of Byard. Titans general manager Jon Robinson received glowing reports on Byard from his friend and MTSU recruiting coordinator Steve Ellis. When Robinson was a linebackers coach at Nicholls State, Ellis was one of his pupils, and the two remained close through the years. Additionally, Patrick Callaway, college scout for the Titans, was Byard's high school teammate.
- Byard says his football role models are Ed Reed, Brian Dawkins and Troy Polamalu.
- Byard has aspirations to travel the world, and his bucket list includes setting foot on every continent.

CAREER TRANSACTIONS:

- The Lithonia, Ga., native was selected by the Titans in the third round (64th overall) of the 2016 NFL Draft.

SEASON RECAPS:

2022 (9/9): Ranks first among NFL safeties with 24 interceptions since the beginning of the 2017 season. Ranks second on the team with 60 tackles. Has led the team in tackles twice in 2022 (vs. NYG, at KC). Has tied for the team lead in passes defended once in 2022 (vs. LV).

- Against N.Y. Giants (9/11), led the team with 12 tackles.
- At Buffalo (9/19), collected seven tackles with a quarterback pressure. Halted a Bills' drive by shooting through the line and pressuring Josh Allen on a fourth-and-one pass in the first quarter.
- Against Las Vegas (9/25), saw action in his 100th career regular season game and notched four tackles and an interception. With his 24th career interception, he tied Zeke Moore (24) for 10th place on the all-time franchise interception list. Halted a potential Raiders' scoring drive by intercepting a deflected pass in the end zone that was intended for Darren Waller on third-and-three in the fourth quarter. Helped seal the victory by knocking down the initial deflected two-point conversion pass by Dylan Cole that was intended for Waller late in the fourth quarter.
- At Indianapolis (10/2), tallied six tackles. Helped limit Jonathan Taylor to just 42 rushing yards on 20 carries in the victory. Teamed with Roger McCreary to stop Parris Campbell for a two-yard loss on a short pass in the third quarter.
- At Washington (10/9), finished second on the team with eight tackles.
- Against Indianapolis (10/23), registered four tackles.
- At Houston (10/30), notched four tackles.
- At Kansas City (11/6), led the team with 12 tackles.
- Against Denver (11/13), posted three tackles.

2021 (17/17, 1/1): Named Associated Press first-team All-Pro and selected to his second career Pro Bowl. Started all 17 games at safety and tied for fourth in the NFL with a team-leading five interceptions. Led the team with 88 tackles and ranked second on the squad 13 passes defended. Notched a sack, two quarterback pressures, two forced fumbles and a fumble returned for a touchdown. Started the postseason contest and registered three tackles. Ranks third in the NFL with 23 regular season interceptions since the beginning of the 2017 season. Named AFC Defensive Player of the Month for October after registering 27 tackles, three interceptions, including one returned for a touchdown, a fumble recovery for a touchdown, a forced fumble and seven passes defended. Led or tied for the team lead in passes defended five times (vs. IND, at NYJ, at JAX, vs. BUF, at IND). Led the team in tackles once (at NE). Led the team in sacks once (at NE). Tied for the team lead in quarterback pressures once (at NE). Recorded his first career touchdown on a fumble return at Jacksonville (10/10/21). Posted his first career pick six at L.A. Rams (11/7/21).

- Against Arizona (9/12), started at safety and collected two tackles and an interception. Intercepted a Kyler Murray pass intended for Demetrius Harris and returned it 12 yards on third-and-three early in the third quarter.
- Against Indianapolis (9/26), tallied five tackles and a team-best two passes defended. Defended a pass intended for Zach Pascal at the goalline in the third quarter. Broke up a pass intended for Pascal over the middle late in the fourth quarter.
- At Jacksonville (10/10), compiled 11 tackles, an interception, another pass defended and a fumble return for a touchdown. Became the ninth player in Titans/Oilers history with a fumble return for a touchdown and an interception in the same game. Gave the Titans an early 7-0 lead by recovering a Dan Arnold fumble that was forced by Elijah Molden and returning 30 yards for a touchdown early in the first quarter. Broke up a pass intended for Marvin Jones Jr. in the end zone in the fourth quarter. Ended the game with an interception of Trevor Lawrence in the end zone. With his 20th career interception, he moved past Keith Bulluck (19) and Miller Farr (19) for sole possession of 15th place on the franchise's career interception list.
- Against Buffalo (10/18), registered two tackles and an interception. Intercepted a Josh Allen pass that was deflected by Denico Autry and returned it to the Bills' 11-yard line in the second quarter. With an interception in back-to-back games, it marked the fourth time in his career he intercepted at least one pass in consecutive contests.
- Against Kansas City (10/24), collected four tackles with a forced fumble. Forced a Patrick Mahomes fumble that was recovered by Matthias Farley at the Titans' 48-yard line late in the second quarter.
- At Indianapolis (10/31), posted four tackles and three passes defended, including an interception. Batted down a pass intended for Michael Pittman Jr. in the end zone in the first quarter. Broke up a pass intended for Mo Alie-Cox in the third quarter. Set up the Titans' game-winning field goal in overtime by intercepting a Carson Wentz pass intended for Pittman Jr. and returning it 14 yards to the Colts' 32-yard line.
- At L.A. Rams (11/7), tallied three tackles and an interception return for a touchdown. Increased the Titans lead to 14-3 by intercepting a Matthew Stafford pass intended for Robert Woods and returning 24 yards for a touchdown for his first career pick six. Logged his fifth consecutive game

with either an interception, forced fumble or fumble recovery.

- Against New Orleans (11/14), collected five tackles with a pass defended. Ended a Saints' drive by breaking up a third-and-seven pass intended for Kevin White late in the third quarter.
- Against Houston (11/21), totaled seven tackles. Registered his 500th career tackle.
- At New England (11/28), led the team with 12 tackles, including his first sack of the season. Teamed with Monty Rice to stuff Damien Harris for no gain on a rush up the middle in the first quarter. Halted a Patriots' drive by sacking Mac Jones for an 11-yard loss on third-and-eight in the third quarter.
- Against Jacksonville (12/12), posted five tackles and a pass defended in the shutout victory. Broke up a deep pass intended for James O'Shaughnessy on a trick play in the third quarter.
- Against San Francisco (12/23), tallied six tackles with a forced fumble while helping limit All-Pro tight end George Kittle to just two receptions for 21 yards. Forced a JaMycal Hasty fumble that went out of bounds in the fourth quarter.
- Against Cincinnati (1/22), started his seventh career postseason contest and posted three tackles.

2020 (16/16, 1/1): Started all 16 games at safety and led the team with a career-high 111 tackles. Posted an interception, two quarterback pressures, a stop for loss, seven passes defended and a forced fumble. Started the postseason contest and collected five tackles and a pass defended. Led or tied for the team lead in tackles four times in 2020 (at DEN, vs. IND, at JAX, at GB). Led or tied for the team lead in passes defended three times in 2020 (at DEN, at CIN, vs. DET). Tied for the team lead in quarterback pressures once in 2020 (at CIN).

- At Denver (9/14), started at safety and led the team with nine tackles. Also posted his first career forced fumble and a pass defended. Gave the Titans offense great field position by forcing a Melvin Gordon III fumble that was recovered by Jeffery Simmons at the Broncos' 23-yard line early in the second quarter. Stuffed Gordon III for no gain on a rush off left end in the final stanza. Broke up a pass intended for Noah Fant late in the fourth quarter.
- At Minnesota (9/27), started at safety and registered four tackles and a pass defended. Sealed the victory by popping loose a deep pass intended for Adam Thielen that was then intercepted by Amani Hooker late in the fourth quarter.
- Against Houston (10/18), started at safety and produced eight tackles. Stopped Brandin Cooks for no gain on a short pass near the goalline in the third quarter. Teamed with Jayon Brown to stonewall David Johnson for a two-yard loss on a rush off right tackle in the third stanza.
- Against Indianapolis (11/12), started at safety and led the team with 10 tackles. Teamed with Kenny Vaccaro to stuff Jonathan Taylor for no gain on a rush off left guard in the third quarter.
- At Baltimore (11/22), started at safety and totaled seven tackles and a pass defended. Broke up a pass intended for Mark Andrews in the end zone in the first quarter.
- At Jacksonville (12/13), started at safety and led the team with 11 tackles.
- Against Detroit (12/20), started at safety and produced 11 tackles, including his first interception of the season, a stop for loss and another pass defended. Teamed with David Long Jr. to stuff Adrian Peterson for a one-yard loss on a rush off left guard in the first quarter. Broke up a pass intended for T.J. Hockenson late in the first quarter. Intercepted a Chase Daniel pass intended for Danny Amendola late in the fourth quarter.
- At Green Bay (12/27), started at safety and tied for the team lead with nine tackles.
- Against Baltimore (1/10) in the Wild Card game, started at safety and posted five tackles, a pass defended and a quarterback pressure. Ended a Ravens' drive by breaking up a third-and-five pass intended for Mark Andrews in the first quarter.

2019 (16/16, 3/3): Started all 16 games for the third consecutive season and led the team and tied for fourth in the NFL with five interceptions. Tied for second on the squad with 10 passes defended. Also posted 91 tackles, including two stops for loss, a quarterback pressure and five special teams tackles. Also caught one pass for 11 yards in 2019. Started all three postseason contests and registered 20 tackles, an interception and a special teams tackle. Led or tied for the team lead in passes defended four times (at ATL, vs. BUF, at IND, at HOU).

- At Cleveland (9/8), collected seven tackles and an interception. Intercepted a Baker Mayfield pass intended for Odell Beckham Jr. and returned it 28 yards early in the fourth quarter.

- At Atlanta (9/29), registered eight tackles and a team-best two passes defended. Broke up a pass intended for Austin Hooper late in the third quarter.
- Against Buffalo (10/6), notched seven tackles and two passes defended, including an interception. Set up the Titans' touchdown by intercepting a Josh Allen third-and-five pass in the third quarter. Halted a Bills' drive by knocking down a third-and-six pass intended for Dawson Knox late in the third quarter.
- At Denver (10/13), recorded three tackles and an interception. Notched a special teams tackle on coverage units. Halted a Broncos' drive by intercepting Joe Flacco's deep pass intended for Noah Fant and returning it 25 yards in the third quarter.
- Against L.A. Chargers (10/20), posted eight tackles and a pass defended. Posted his first career reception on a fake punt. Halted the Chargers' opening drive by breaking up a fourth-and-two pass intended for Hunter Henry. Extended the Titans' opening scoring drive with an 11-yard reception from Brett Kern on the fake punt on fourth-and-eight in the opening stanza.
- Against Jacksonville (11/24), notched a season-high 11 tackles and a special teams tackle on coverage units.
- At Indianapolis (12/1), posted four tackles, an interception and a quarterback pressure. Intercepted a Jacoby Brissett pass and returned it 21 yards to the Colts' 14-yard line setting up a Titans' field goal in the third quarter.
- At Houston (12/29), recorded six tackles and an interception. Intercepted an A.J. McCarron pass intended for Jordan Akins late in the fourth quarter.
- At New England (1/4), posted five tackles. Tied for the team lead with a special teams tackle on coverage units.
- At Baltimore (1/11), recorded 11 tackles and an interception. Intercepted a Lamar Jackson pass intended for Mark Andrews and returned it 31 yards setting up the Titans' opening touchdown in the first quarter. Stuffed Andrews for no gain on a short pass in the right flat early in the fourth quarter.
- At Kansas City (1/19), registered four tackles.

2018 (16/16): Started all 16 games for the second consecutive season and led the team with four interceptions. Ranked third on the team with 96 tackles and 10 passes defended. Collected two sacks, four quarterback pressures and six special teams tackles. Also posted a 66-yard touchdown pass on a fake punt. Led the team in tackles once (vs. WAS). Tied for the team lead in passes defended six times (at MIA, vs. PHI, at DAL, vs. NE, at NYG, vs. WAS). Tied for the team lead in quarterback pressures once (vs. NYJ). Tied for the team lead in sacks once (at NYG). Set a career-high with 16 tackles against Washington (12/22/18).

- Against Houston (9/16), tallied four tackles. Gave the Titans a 7-0 lead with a 66-yard touchdown pass to Dane Cruikshank on a fake punt early in the first quarter. It was the longest touchdown pass by a defensive player in the Super Bowl era. Byard became the first primarily defensive player in franchise history to record a touchdown pass. Posted a special teams stop on coverage units.
- Against Philadelphia (9/30), tied a then career-high with 10 tackles, and added a quarterback pressure and a pass defended.
- Against Baltimore (10/14), amassed five tackles, an interception and two quarterback pressures. Registered two special teams stops on coverage units. Teamed with Jayon Brown to stop Hayden Hurst for no gain on a jet sweep in the first quarter. Collected his first interception of the season on a Joe Flacco pass that was deflected by Logan Ryan late in the second quarter.
- At Dallas (11/5), posted five tackles with an interception. Stuffed Ezekiel Elliott for a one-yard loss on a rush off right end early in the first quarter. Halted a potential Cowboys' scoring drive by intercepting a pass intended for Amari Cooper in the back of the end zone in the first quarter.
- Against New England (11/11), notched five tackles and two passes defended. Halted a Patriots' drive by knocking down a third-and-four pass intended for Jacob Hollister in the third quarter.
- Against Jacksonville (12/6), amassed three tackles, including a sack and a quarterback pressure. Ended a Jaguars' drive by sacking Cody Kessler for an eight-yard loss on third-and-nine in the first quarter.
- At N.Y. Giants (12/16), posted three tackles, including a sack, an interception and another pass defended in the Titans' first shutout win since 2000. Collected a special teams tackle on coverage units. Ended the first half by sacking Eli Manning for a 10-yard loss on third-and-10. Halted a potential Giants' scoring drive by intercepting an Eli Manning pass intended for Russell Shepard on third-and-20 in the third quarter. Sealed the shutout by breaking up a fourth-and-goal pass intended for Evan Engram late in the fourth quarter.

- Against Washington (12/22), led the team with a career-best 16 tackles, an interception and another pass defended. Broke up a deep pass over the middle intended for Michael Floyd in the third quarter. Intercepted a Josh Johnson third-and-three pass intended for Josh Doctson late in the fourth quarter.

2017 (16/16, 2/2): Selected first-team Associated Press All-Pro at safety and named to his first career Pro Bowl. Started all 16 games and tied for the NFL lead with eight interceptions. Ranked second on the team with 18 passes defended and third on the squad with a career-high 87 tackles. Notched three quarterback pressures, four tackles for loss and two fumble recoveries. Started both postseason contests and led the team with 16 tackles. Named AFC Defensive Player of the Week after tallying eight tackles and two interceptions against Jacksonville (12/31/17). Named AFC Defensive Player of the Week after tying a single-game franchise record with three interceptions at Cleveland (10/22/17). His eight interceptions in 2017 were the most by any franchise player since Oilers cornerback Richard Johnson picked off eight passes in 1990. Collected his first career NFL interception at Houston (10/1/17). Tied a career-high with 10 tackles at Houston (10/1/17). Led or tied for the team lead in passes defended six times (at JAX, at HOU, at CLE, vs. CIN, at PIT, vs. JAX).

- At Jacksonville (9/17), collected nine tackles and a pass defended. Combined with Derrick Morgan to stonewall Leonard Fournette for no gain on a rush off left end in the second quarter. Halted a Jaguars' drive by batting down a pass intended for Mercedes Lewis on third-and-14 in the third quarter.
- At Houston (10/1), tied a career-high with 10 tackles while posting a team-best two passes defended, including his first career interception. Broke up a pass intended for DeAndre Hopkins in the second quarter. Halted a potential Texans' scoring drive by intercepting a Deshaun Watson pass intended for DeAndre Hopkins just before halftime.
- At Miami (10/8), totaled four tackles, including two stops for loss and a fumble recovery. Stuffed Jarvis Landry for no gain on a short pass in the first quarter. Recovered a Jay Ajayi fumble that was forced by Adoree' Jackson and returned it six yards in the second quarter. Stuffed Ajayi for a one-yard loss on a rush off right guard in the final stanza.
- At Cleveland (10/22), named AFC Defensive Player of the Week after posting two tackles, including a stop for loss and a career-high three interceptions. Tied a single-game franchise record with three interceptions and the feat had only happened nine previous times in team annals. Stonewalled Duke Johnson for a three-yard loss on a short pass in the second quarter. Halted a potential Browns' scoring drive by intercepting a DeShone Kizer pass intended for Rashard Higgins late in the second quarter. Intercepted Kizer for a second time by jumping in front of a pass intended for Bryce Treggs early in the third quarter. Collected his third interception of the afternoon by picking off a Cody Kessler pass intended for David Njoku on third-and-13 in the fourth quarter.
- Against Baltimore (11/5), collected six tackles, two interceptions and another pass defended. With three interceptions at Cleveland and two interceptions against the Ravens, became the first player in franchise history to record five interceptions in a two-game span. Intercepted a Joe Flacco pass intended for Breshad Perriman after Logan Ryan deflected the ball in the first quarter. Hauled in his second interception of the afternoon by picking off a deep pass intended for Benjamin Watson early in the third quarter. Batted down a deep pass intended for Mike Wallace in the end zone late in the fourth quarter.
- At Indianapolis (11/26), registered four tackles and a fumble recovery. Set up the Titans' first touchdown by pouncing on a Marlon Mack fumble on the Colts' four-yard line in the third quarter.
- Against Jacksonville (12/31), named AFC Defensive Player of the Week after tallying eight tackles and two interceptions. Picked off a Blake Bortles pass intended for Allen Hurns on third-and-nine early in the fourth quarter. Sealed the victory by intercepting a Bortles pass intended for James O'Shaughnessy with 10 seconds left in the game.
- At Kansas City (1/6), started at safety and recorded six tackles in his first career postseason game. Stuffed Kareem Hunt for no gain on a short pass in the left flat in the second quarter.
- At New England (1/13), started at safety and finished second on the team with 10 tackles. Teamed with Avery Williamson to stop James White for no gain on a rush up the middle early in the second quarter.

2016 (16/7): Played in all 16 games with seven starts as a rookie and finished fifth on the team with 63 tackles. Ranked second on the squad with 10 special teams tackles. Collected a sack, five tackles for loss, three quarterback pressures and four passes defended. Led or tied for the team

lead in tackles twice in 2016 (at SD, vs. GB). Tied for the team lead in passes defended twice in 2016 (vs. IND, at SD). Led or tied for the team lead in special teams tackles seven times in 2016 (vs. MIN, at DET, at MIA, vs. JAX, at SD, at CHI, vs. DEN). Appeared in his first career NFL game against Minnesota (9/11/16). Made his first NFL start at safety against Green Bay (11/13/16).

- Against Minnesota (9/11), made his NFL debut as a reserve safety and collected four tackles, including a stop for loss. Notched a special teams tackle on coverage units. Burst through the line and stuffed Adrian Peterson for a five-yard loss on a rush off right tackle at the end of the third quarter.
- Against Jacksonville (10/27), played significant snaps as a reserve at safety and posted five tackles, including two stops for loss. Tied for the team lead with a special teams tackle. Pounced on Chris Ivory for no gain after the running back recovered his own fumble late in the first quarter. Stuffed Blake Bortles for a one-yard loss on a rush off left end in the final quarter.
- At San Diego (11/6), saw significant action as a reserve at safety and tied for the team lead with a career-best 10 tackles, including a stop for loss and a pass defended. Tied for the team lead with a special teams tackle on coverage units. Ended a Chargers' drive by breaking up a third-and-two pass intended for Antonio Gates late in the second quarter. Stuffed Melvin Gordon for a two-yard loss on a rush off left guard late in the second quarter.
- Against Green Bay (11/13), made his first career NFL start at safety and notched a team-leading nine tackles, including a sack. Ended a Packers' drive by registering his first career sack when he dropped Aaron Rodgers for an eight-yard loss on third-and-eight in the opening stanza.
- At Chicago (11/27), started at safety and registered seven tackles. Led the team with two special teams tackles on coverage units. Defended a deep pass intended for Cameron Meredith in the fourth quarter.
- Against Denver (12/11), started at safety and collected five tackles, two quarterback pressures and a pass defended. Tied for the team lead with a special teams stop.
- Against Houston (1/1), started at safety and registered five tackles, including a stop for loss and a pass defended. Broke up a pass intended for Alfred Blue in the first quarter. Stuffed Jonathan Grimes for no gain on a rush off left tackle on the final play of the first quarter. Stuffed Alfred Blue for no gain on a third-and-goal rush off right tackle in the fourth quarter.

COLLEGE:

- During a four-year career at Middle Tennessee State, he appeared in 49 games and notched 46 starts at safety. He set school records with 19 career interceptions, 377 interception return yards and four interception returns for touchdowns. He finished sixth in MTSU history with 312 career tackles. In 49 career games, he had a hand in 25 turnovers (19 interceptions, five forced fumbles and one fumble recovery). Had 17 additional career passes defended and five tackles for loss. He was twice named first-team All-Conference USA.
- As a senior (2015), appeared in 12 games with nine starts as a permanent team captain. Ranked fourth on the team with 66 tackles and led the squad with four interceptions and six additional pass breakups. Ranked second among safeties with 718 snaps played. Named first-team All-Conference USA for the second consecutive season. Against North Texas on Nov. 21, 2015, he set the Middle Tennessee State record with his 18th career interception. He picked off another pass the following week to finish his career with 19 interceptions.
- As a junior (2014), played and started all 12 games and led the team with six interceptions. Ranked fourth on the team with 66 tackles, including three tackles for loss, and added four pass breakups, two forced fumbles and a blocked kick. Ranked seventh nationally and first in Conference USA in interceptions. Played a team-high 980 snaps. Named first-team All-Conference USA.
- As a sophomore (2013), played and started all 13 games. Registered a career-best 106 tackles to finish second on the team. Led the team with five interceptions. Also finished with an additional five pass breakups, a

forced fumble and a fumble recovery. Equaled his own school mark with two interceptions returned for touchdowns. Led the team with 996 snaps played. Voted honorable mention All-Conference USA.

- As a redshirt freshman (2012), started all 12 games and led the team with four interceptions. Tied for third on the team with 74 tackles and added two pass breakups, two forced fumbles and a hurry. Equaled the school record with two interception returns for touchdowns and set the single-season record for interception return yards with 167. Led the entire team with 925 total snaps played and had 80 or more snaps four times. Named FWAA Freshman All-American, second-team All-SBC. Against Troy (11/24), forced three turnovers in win with two interceptions and a forced fumble to go with a pass breakup and six tackles. Second pick went for 77 yards and game-winning score late in fourth quarter. Named the SBC Defensive Player of the Week and the College Performance Awards National Defensive Back of the Week.
- As a freshman (2011), redshirted.
- Graduated in May 2015 with a degree in liberal studies.

PERSONAL:

- He splits time between Nashville and Lithonia, Ga., with his wife, Clarke, their daughter, Eliana, and their son, Kevin Leon Byard IV.
- Attended M.L. King (Lithonia, Ga.), where as a senior he totaled 94 tackles, two interceptions, two blocked punts, and two fumble recoveries on defense. On offense, he recorded 35 receptions for 723 yards and six touchdowns, as well as 245 rushing yards and two rushing touchdowns. Also returned 12 kickoffs for 350 yards and a touchdown.
- Voted Class AAAA first-team all-state by the Atlanta Journal Constitution and the Associated Press. Earned all-region honors on offense and defense, while also garnering all-area and all-county accolades.
- Also lettered in track as a high school athlete.
- Byard has three brothers and three sisters and is the second oldest of the group.
- List of favorites: (TV show) "Martin"; (movie) "Wolf of Wall Street" and "Paid in Full"; (musician or band) Future; (food) Philadelphia cheesesteaks and hot wings; (childhood sports teams) Philadelphia 76ers; (athlete as a child) Allen Iverson; and (guilty pleasure) late-night snacks.
- Follow Byard on Twitter at @KevinByard.
- Follow Byard on Instagram at @kb31_savage.
- Born Kevin Leon Byard Jr. on Aug. 17, 1993 in Philadelphia, Pa.

KEVIN BYARD'S GAME-BY-GAME

2016 Tennessee Titans

Date	Opp	W/L	P/S	Tot Solo	Asst	Sk	- Yds	QBP	TFL	Int - Yds	-TD	PD	FF	FR - Yds	SpT		
Sept 11	Min	L	p	4	3	1	0.0	0.0	0	1	0	0	0	0	0	1	
Sept 18	@ Det	W	p	2	2	0	0.0	0.0	0	0	0	0	0	0	0	2	
Sept 25	Oak	L	p	3	3	0	0.0	0.0	0	0	0	0	0	0	0	1	
Oct 2	@ Hou	L	p	1	1	0	0.0	0.0	0	0	0	0	0	0	0	0	
Oct 9	@ Mia	W	p	2	2	0	0.0	0.0	0	0	0	0	0	0	0	1	
Oct 16	Cle	W	p	2	2	0	0.0	0.0	0	0	0	0	0	0	0	0	
Oct 23	Ind	L	p	0	0	0	0.0	0.0	0	0	0	0	1	0	0	0	
Oct 27	Jax	W	p	5	3	2	0.0	0.0	0	2	0	0	0	0	0	1	
Nov 6	@ SD	L	p	10	5	5	0.0	0.0	0	1	0	0	1	0	0	1	
Nov 13	GB	W	S	9	7	2	1.0	8.0	0	0	0	0	0	0	0	0	
Nov 20	@ Ind	L	S	2	1	1	0.0	0.0	0	0	0	0	0	0	0	0	
Nov 27	@ Chi	W	S	7	4	3	0.0	0.0	0	0	0	0	0	0	0	2	
Dec 11	Den	W	S	5	3	2	0.0	0.0	2	0	0	0	1	0	0	1	
Dec 18	@ KC	W	S	4	2	2	0.0	0.0	1	0	0	0	0	0	0	0	
Dec 24	@ Jax	L	S	2	2	0	0.0	0.0	0	0	0	0	0	0	0	0	
Jan 1	Hou	W	S	5	2	3	0.0	0.0	0	1	0	0	1	0	0	0	
Totals				9-7	16/7	63	42	21	1.0	8.0	3	5	0	0	4	0	10

2017 Tennessee Titans

Date	Opp	W/L	P/S	Tot Solo	Asst	Sk	- Yds	QBP	TFL	Int - Yds	-TD	PD	FF	FR - Yds	SpT					
Sept 10	Oak	L	S	9	7	2	0.0	0.0	1	0	0	0	0	0	0	0				
Sept 17	@ Jax	W	S	9	8	1	0.0	0.0	0	0	0	0	1	0	0	0				
Sept 24	Sea	W	S	1	0	1	0.0	0.0	1	0	0	0	1	0	0	0				
Oct 1	@ Hou	L	S	10	5	5	0.0	0.0	0	0	1	7	2	0	0	0				
Oct 8	@ Mia	L	S	4	3	1	0.0	0.0	0	2	0	0	0	0	1	6	0			
Oct 16	Ind	W	S	3	3	0	0.0	0.0	0	0	0	0	0	0	0	0	0			
Oct 22	@ Cle	W	S	2	2	0	0.0	0.0	0	1	3	60	3	0	0	0	0			
Nov 5	Bal	W	S	6	4	2	0.0	0.0	0	0	2	33	3	0	0	0	0			
Nov 12	Cin	W	S	5	3	2	0.0	0.0	0	1	0	0	0	2	0	0	0			
Nov 16	@ Pit	L	S	1	1	0	0.0	0.0	0	0	0	0	0	3	0	0	0			
Nov 26	@ Ind	W	S	4	3	1	0.0	0.0	0	0	0	0	0	0	1	0	0			
Dec 3	Hou	W	S	8	6	2	0.0	0.0	0	0	0	0	1	0	0	0	0			
Dec 10	@ Ari	L	S	6	4	2	0.0	0.0	0	0	0	0	0	0	0	0	0			
Dec 17	@ SF	L	S	5	4	1	0.0	0.0	0	0	0	0	0	0	0	0	0			
Dec 24	LAR	L	S	6	4	2	0.0	0.0	1	0	0	0	0	0	0	0	0			
Dec 31	Jax	W	S	8	7	1	0.0	0.0	0	0	2	30	2	0	0	0	0			
Totals				9-7	16/16	87	64	23	0.0	0.0	3	4	8	130	0	18	0	2	6	0
Playoffs																				
Jan 6	@ KC	W	S	6	5	1	0.0	0.0	0	0	0	0	0	0	0	0	0	0	0	0
Jan 13	@ NE	L	S	10	9	1	0.0	0.0	0	0	0	0	0	0	0	0	0	0	0	0
Totals				1-1	2/2	16	14	2	0.0	0.0	0	0	0	0	0	0	0	0	0	0

2018 Tennessee Titans

Date	Opp	W/L	P/S	Tot Solo	Asst	Sk	- Yds	QBP	TFL	Int - Yds	-TD	PD	FF	FR - Yds	SpT					
Sept 9	@ Mia	L	S	5	4	1	0.0	0.0	0	0	0	0	1	0	0	0	0			
Sept 16	Hou	W	S	4	3	1	0.0	0.0	0	0	0	0	0	0	0	0	0	1		
Sept 23	@ Jax	W	S	2	1	1	0.0	0.0	0	0	0	0	0	0	0	0	0	0	0	
Sept 30	Phi	W	S	10	7	3	0.0	0.0	1	0	0	0	1	0	0	0	0	0	0	
Oct 7	@ Buf	L	S	7	6	1	0.0	0.0	0	0	0	0	0	0	0	0	0	0	0	
Oct 14	Bal	L	S	5	2	3	0.0	0.0	1	0	1	0	0	1	0	0	0	2	0	
Oct 21	@ LAC	L	S	4	2	2	0.0	0.0	0	0	0	0	0	0	0	0	0	0	0	
Nov 5	@ Dal	W	S	5	4	1	0.0	0.0	0	0	1	0	0	1	0	0	0	0	0	
Nov 11	NE	W	S	5	4	1	0.0	0.0	0	0	0	0	2	0	0	0	0	0	0	
Nov 18	@ Ind	L	S	8	7	1	0.0	0.0	0	0	0	0	0	0	0	0	0	0	0	
Nov 26	@ Hou	L	S	4	2	2	0.0	0.0	0	0	0	0	0	0	0	0	0	0	1	
Dec 2	NYJ	W	S	5	2	3	0.0	0.0	1	0	0	0	0	0	0	0	0	0	1	
Dec 6	Jax	W	S	3	2	1	1.0	8.0	1	0	0	0	0	0	0	0	0	0	0	
Dec 16	@ NYG	W	S	3	2	1	1.0	10.0	0	0	1	0	0	2	0	0	0	0	1	
Dec 22	Was	W	S	16	10	6	0.0	0.0	0	0	1	1	0	2	0	0	0	0	0	
Dec 30	Ind	L	S	10	6	4	0.0	0.0	0	0	0	0	0	0	0	0	0	0	0	
Totals				9-7	16/16	96	64	32	2.0	18.0	4	0	4	1	0	10	0	0	0	6

2019 Tennessee Titans

Date	Opp	W/L	P/S	Tot Solo	Asst	Sk	- Yds	QBP	TFL	Int - Yds	-TD	PD	FF	FR - Yds	SpT					
Sept 8	@ Cle	W	S	7	3	4	0.0	0.0	0	0	1	28	0	1	0	0	0	0	0	0
Sept 15	Ind	L	S	4	4	0	0.0	0.0	0	0	0	0	0	0	0	0	0	0	0	1
Sept 19	@ Jax	L	S	5	4	1	0.0	0.0	0	1	0	0	0	0	0	0	0	0	0	0
Sept 29	@ Atl	W	S	8	5	3	0.0	0.0	0	0	0	0	0	2	0	0	0	0	0	0
Oct 6	Buf	L	S	7	5	2	0.0	0.0	0	0	1	5	0	2	0	0	0	0	0	0
Oct 13	@ Den	L	S	3	3	0	0.0	0.0	0	0	1	25	0	1	0	0	0	0	0	1
Oct 20	LAC	W	S	8	4	4	0.0	0.0	0	0	0	0	0	1	0	0	0	0	0	0
Oct 27	TB	W	S	3	3	0	0.0	0.0	0	1	0	0	0	0	0	0	0	0	0	0
Nov 3	@ Car	L	S	6	3	3	0.0	0.0	0	0	0	0	0	1	0	0	0	0	0	1
Nov 10	KC	W	S	6	5	1	0.0	0.0	0	0	0	0	0	0	0	0	0	0	0	0
Nov 24	Jax	W	S	11	4	7	0.0	0.0	0	0	0	0	0	0	0	0	0	0	0	1
Dec 1	@ Ind	W	S	4	1	3	0.0	0.0	1	0	1	21	0	1	0	0	0	0	0	0
Dec 8	@ Oak	W	S	8	5	3	0.0	0.0	0	0	0	0	0	0	0	0	0	0	0	0
Dec 15	Hou	L	S	2	1	1	0.0	0.0	0	0	0	0	0	0	0	0	0	0	0	0

Dec 22	NO	L	S	3	3	0	0.0	0.0	0	0	0	0	0	0	0	0	0	0	0	1
Dec 29	@ Hou	W	S	6	4	2	0.0	0.0	0	0	1	0	0	1	0	0	0	0	0	0
Totals				9-7	16/16	91	57	34	0.0	0.0	1	2	5	79	0	10	0	0	0	5

Playoffs

Jan 4	@ NE	W	S	5	4	1	0.0	0.0	0	0	0	0	0	0	0	0	0	0	0	1
Jan 11	@ Bal	W	S	11	8	3	0.0	0.0	0	0	1	31	0	1	0	0	0	0	0	0
Jan 19	@ KC	L	S	4	3	1	0.0	0.0	0	0	0	0	0	0	0	0	0	0	0	0
Totals				2-1	3/3	20	15	5	0.0	0.0	0	0	1	31	0	1	0	0	0	1

2020 Tennessee Titans

Date	Opp	W/L	P/S	Tot Solo	Asst	Sk	- Yds	QBP	TFL	Int - Yds	-TD	PD	FF	FR - Yds	SpT					
Sept 14	@ Den	W	S	9	8	1	0.0	0.0	0	0	0	0	1	1	0	0	0	0	0	0
Sept 20	Jax	W	S	3	2	1	0.0	0.0	0	0	0	0	0	0	0	0	0	0	0	0
Sept 27	@ Min	W	S	4	1	3	0.0	0.0	0	0	0	0	0	1	0	0	0	0	0	0
Oct 13	Buf	W	S	2	2	0	0.0	0.0	0	0	0	0	0	1	0	0	0	0	0	0
Oct 18	Hou	W	S	8	6	2	0.0	0.0	0	0	0	0	0	0	0	0	0	0	0	0
Oct 25	Pit	L	S	6	6	0	0.0	0.0	0	0	0	0	0	0	0	0	0	0	0	0
Nov 1	@ Cin	L	S	7	4	3	0.0	0.0	1	0	0	0	0	1	0	0	0	0	0	0
Nov 8	Chi	W	S	7	4	3	0.0	0.0	1	0	0	0	0	0	0	0	0	0	0	0
Nov 12	Ind	L	S	10	6	4	0.0	0.0	0	0	0	0								

KEVIN BYARD'S NFL STATISTICS

REGULAR SEASON				TACKLES							INTERCEPTIONS					FUMBLES			
Year	Team	GP	GS	Tot	Solo	Asst	Sk	Yds	QBP	TFL	No	Yds	Lg	TD	PD	FF	FR	Yds	SpT
2016	Tennessee	16	7	63	42	21	1.0	8.0	3	5	0	0	0	0	4	0	0	0	10
2017	Tennessee	16	16	87	64	23	0.0	0.0	3	4	8	130	33	0	18	0	2	6	0
2018	Tennessee	16	16	96	64	32	2.0	18.0	4	0	4	1	1	0	10	0	0	0	6
2019	Tennessee	16	16	91	57	34	0.0	0.0	1	2	5	79	28	0	10	0	0	0	5
2020	Tennessee	16	16	111	79	32	0.0	0.0	2	1	1	0	0	0	7	1	0	0	0
2021	Tennessee	17	17	88	57	31	1.0	11.0	2	1	5	66	24t	1	13	2	1	30t	0
2022	Tennessee	9	9	60	35	25	0.0	0.0	1	0	1	24	24	0	1	0	0	0	0
NFL Totals		106	97	596	398	198	4.0	37.0	16	13	24	300	33	1	63	3	3	36	21

PLAYOFFS				TACKLES							INTERCEPTIONS					FUMBLES			
Year	Team	GP	GS	Tot	Solo	Asst	Sk	Yds	QBP	TFL	No	Yds	Lg	TD	PD	FF	FR	Yds	SpT
2017	Tennessee	2	2	16	14	2	0.0	0.0	0	0	0	0	0	0	0	0	0	0	0
2019	Tennessee	3	3	20	15	5	0.0	0.0	0	0	1	31	31	0	1	0	0	0	1
2020	Tennessee	1	1	5	2	3	0.0	0.0	1	0	0	0	0	0	1	0	0	0	0
2021	Tennessee	1	1	3	3	0	0.0	0.0	0	0	0	0	0	0	0	0	0	0	0
NFL Totals		7	7	44	34	10	0.0	0.0	1	0	1	31	31	0	2	0	0	0	1

Single-Game Highs

Tackles - 16 vs. Washington (12/22/18)
 Interceptions - 3 at Cleveland (10/22/17)
 Sacks - 1 (Four times, last at New England 11/28/21)
 Tackles for Loss - 2 (Twice, last at Miami 10/8/17)
 Quarterback Pressures - 2 (Twice, last at New England 12/11/16)
 Forced Fumble - 1 (Three times, last vs. San Francisco 12/23/21)
 Fumble Recovery - 1 (Three times, last at Jacksonville 10/10/21)
 Passes Defensed - 3 (Four times, last at Indianapolis 10/31/21)
 Special Teams Tackles - 2 (Three times, last vs. Baltimore 10/14/18)

Playoff Single-Game Highs

Tackles - 11 at Baltimore (1/11/20)
 Interceptions - 1 at Baltimore (1/11/20)
 Passes Defensed - 1 (Twice, last vs. Baltimore 1/10/21)
 Special Teams Tackles - 1 at New England (1/4/20)

Additional Statistics

Pass Attempts - 1 for 66 yards and a touchdown vs. Houston (9/16/18)
 Receptions - 1 for 11 yards vs. L.A. Chargers (10/20/19)
 Touchdowns - 2 (30-yard fumble return at Jacksonville, 10/10/21; 24-yard interception return at L.A. Rams, 11/7/21)



44 TORY CARTER

FULLBACK • 6'0" • 229 LBS • COLLEGE: LOUISIANA STATE
ACQUIRED: FREE AGENT - 2021
NFL EXPERIENCE (NFL/TITANS): 2/2 • HOMETOWN: VALDOSTA, GA.
GAMES PLAYED/GAMES STARTED: 14/5 (PLAYOFFS: 1/0)



PRO: The Titans signed Tory Carter as a rookie free agent following the 2021 NFL Draft. As a rookie, he played in eight games with two starts. The 6-foot, 229-pounder played in 42 games as a tight end/fullback at Louisiana State and helped the Tigers win a national championship in 2019.

CAREER HIGHLIGHTS:

- As a rookie in 2021, Carter recorded two special teams tackles and one fumble recovery on special teams.

TITANS TIDBITS:

- Carter's father, James, played fullback and linebacker at Georgia Southern.
- In July 2022, Carter hosted his first annual youth football camp in his hometown of Leesburg, Ga.
- One of Carter's hobbies is hunting wild hogs.

CAREER TRANSACTIONS:

- The Valdosta, Ga., native was signed by the Titans as an undrafted free agent on May 14, 2021.
- Waived by the Titans on Aug. 31, 2021 and signed to the team's practice squad a day later.
- Activated from the practice squad to the active roster standard elevation on Sept. 25, 2021.
- Activated from the practice squad to the active roster standard elevation on Oct. 3, 2021.
- Activated from the practice squad to the active roster COVID-19 replacement on Oct. 18, 2021.
- Signed by the Titans to their active roster from the practice squad on Oct. 30, 2021.

SEASON RECAPS:

2022 (6/3):

- Against N.Y. Giants (9/11), started at fullback.
- At Buffalo (9/19), played as a reserve at fullback and on special teams.
- Against Las Vegas (9/25), started at fullback and saw action on special teams.
- At Indianapolis (10/2), started at fullback and helped open holes for Derrick Henry to amass 114 rushing yards on 22 carries with a touchdown.
- At Washington (10/9), played as a reserve at fullback and on special teams.
- Against Indianapolis (10/23), was inactive.
- At Houston (10/30), was inactive.
- At Kansas City (11/6), was inactive.
- Against Denver (11/13), returned to the lineup as a reserve on special teams.

2021 (8/2, 0/0): Saw action in eight games with two starts at fullback as a rookie. Collected two special teams tackles and a fumble recovery on coverage units. Spent four weeks on the practice squad. Was inactive for one contest. Placed on injured reserve on Dec. 18 and missed the final four regular season games and the playoff contest. Tied for the team lead in special teams tackles once in 2021 (vs. HOU). Made his NFL debut against Indianapolis (9/26/21). Made his first career NFL start against Houston (11/21/21).

- Against Indianapolis (9/26), saw action in his first NFL contest as a reserve on special teams and at fullback.
- At N.Y. Jets (10/3), saw limited action as a reserve at fullback and on special teams.

- Against Buffalo (10/18), played as a reserve on special teams and saw limited action at fullback.
- At Indianapolis (10/31), saw action as a reserve at fullback and on special teams. Posted a special teams tackle on coverage units.
- At L.A. Rams (11/7), was inactive.
- Against New Orleans (11/14), played as a reserve at fullback and on special teams. Set up the Titans' offense with great field position by recovering a Deonte Harris fumble at the Saints' 19-yard line that was forced by Dylan Cole on the opening kickoff of the second half. The Titans scored a touchdown five plays later to increase their lead to 20-6.
- Against Houston (11/21), made his first career NFL start as a fullback. Registered a tackle on special teams coverage units.
- At New England (11/28), started at fullback and helped open holes for Titans ball carriers to amass 270 yards on the ground, including two 100-yard rushers.
- Against Jacksonville (12/12), saw action as a reserve at fullback before leaving the game in the second quarter with an injury.

COLLEGE:

- Appeared in 42 games with six starts at fullback/tight end over four seasons at Louisiana State (2017-20) and caught 16 passes for 157 yards and two touchdowns, while adding two carries for four yards.
- As a senior (2020), saw action in seven games with one start at fullback and caught four passes for 42 yards including a long of 15 yards.
- As a junior (2019), appeared in 11 games and caught two passes for 15 yards while helping the Tigers to a National Championship.
- As a sophomore (2018), played in 12 games with four starts at fullback. Made four catches for 39 yards and one touchdown and added two carries for four yards.
- As a freshman (2017), saw action in 12 games with one start and tallied six catches for 61 yards and a score.
- Graduated from Louisiana State with a degree in interdisciplinary studies.

PERSONAL:

- Attended Lee County (Leesburg, Ga.) High School where he earned all-area recognition and was a consensus three-star prospect. Tabbed the No. 1 fullback by Scout and No. 3 by 247Sports.
- Also played defensive end where he recorded 52 tackles and nine sacks as a senior.
- Son of Robin and James Carter.
- Follow Carter on Instagram at @t.money_44 and on Twitter at @tory44carter.
- Born Tory Carter on March 16, 1999 in Valdosta, Ga.

TORY CARTER'S GAME-BY-GAME

2021 Tennessee Titans				RUSHING					RECEIVING				
Date	Opp	W/L	P/S	Att	Yds	Avg	Lg	TD	No	Yds	Avg	Lg	TD
Sept 12	Ari	L	PS										
Sept 19	@ Sea	W	PS										
Sept 26	Ind	W	p	0	0	-	0	0	0	0	-	0	0
Oct 3	@ NYJ	L	p	0	0	-	0	0	0	0	-	0	0
Oct 10	@ Jax	W	PS										
Oct 18	Buf	W	p	0	0	-	0	0	0	0	-	0	0
Oct 24	KC	W	PS										
Oct 31	@ Ind	W	p	0	0	-	0	0	0	0	-	0	0
Nov 7	@ LAR	W	IA										
Nov 14	NO	W	p	0	0	-	0	0	0	0	-	0	0
Nov 21	Hou	L	S	0	0	-	0	0	0	0	-	0	0
Nov 28	@ NE	L	S	0	0	-	0	0	0	0	-	0	0
Dec 12	Jax	W	p	0	0	-	0	0	0	0	-	0	0
Dec 19	@ Pit	L	IR										
Dec 23	SF	W	IR										
Jan 2	Mia	W	IR										
Jan 9	@ Hou	W	IR										
Totals		12-5	8/2	0	0	-	0	0	0	0	-	0	0
Playoffs													
Jan 22	Cin	L	IR										
Totals		0-1	0/0	0	0	-	0	0	0	0	-	0	0

2022 Tennessee Titans				RUSHING					RECEIVING				
Date	Opp	W/L	P/S	Att	Yds	Avg	Lg	TD	No	Yds	Avg	Lg	TD
Sept 11	NYG	L	S	0	0	-	0	0	0	0	-	0	0
Sept 19	@ Buf	L	p	0	0	-	0	0	0	0	-	0	0
Sept 25	LV	W	S	0	0	-	0	0	0	0	-	0	0
Oct 2	@ Ind	W	S	0	0	-	0	0	0	0	-	0	0
Oct 9	@ Was	W	p	0	0	-	0	0	0	0	-	0	0
Oct 23	Ind	W	IA										
Oct 30	@ Hou	W	IA										
Nov 6	@ KC	L	IA										
Nov 13	Den	W	p	0	0	-	0	0	0	0	-	0	0
Nov 17	@ GB												
Nov 27	Cin												
Dec 4	@ Phi												
Dec 11	Jax												
Dec 18	@ LAC												
Dec 24	Hou												
Dec 29	Dal												
Jan 7/8	@ Jax												
Totals		6-3	6/3	0	0	-	0	0	0	0	-	0	0

TORY CARTER'S NFL STATISTICS

REGULAR SEASON		RUSHING								RECEIVING				
Year	Team	GP	GS	No	Yds	Avg	Lg	TD	Att	Yds	Avg	Lg	TD	
2021	Tennessee	8	2	0	0	-	0	0	0	0	-	0	0	
2022	Tennessee	6	3	0	0	-	0	0	0	0	-	0	0	
NFL Totals		14	5	0	0	-	0	0	0	0	-	0	0	

Additional Statistics

Special Teams Tackles - 2 (2021)
 Special Teams Fumble Recovery - 1 vs. New Orleans (11/14/21)



61 Le'RAVEN CLARK

TACKLE • 6'5" • 319 LBS • COLLEGE: TEXAS TECH

ACQUIRED: FREE AGENT - 2022

NFL EXPERIENCE (NFL/TITANS): 7/1 • HOMETOWN: ROCKDALE, TEXAS

GAMES PLAYED/GAMES STARTED: 56/16 (PLAYOFFS: 1/0)



PRO: The Titans signed Le'Raven Clark after Week 3 to add experience and versatility to the offensive front. The 6-foot-5-inch, 319-pounder was originally selected by the Indianapolis Colts in the third round of the 2016 NFL Draft. Clark appeared in 47 games with 15 starts over five seasons with the Colts (2016-20) before playing in four games with a start as a member of the Philadelphia Eagles (2021). The Rockdale, Texas, native has started at three positions during his NFL career: left tackle (6), right tackle (5) and right guard (5).

TITANS TIDBITS:

• Clark enjoys making furniture in his free time. He has built the majority of the furniture in his house, including his kitchen table, end tables, night stands in his bedroom and bed frame. Clark's father was a carpenter, one grandfather a blacksmith and another a welder, so being handy runs in the family.

CAREER TRANSACTIONS:

- The Rockdale, Texas, native was originally selected by the Indianapolis Colts in the third round (82nd overall) of the 2016 NFL Draft.
- Signed by the Philadelphia Eagles as an unrestricted free agent on May 19, 2021.
- Released by the Eagles on Aug. 31, 2021 and signed to the team's practice squad a day later.
- Signed by the Eagles to their active roster from the practice squad on Dec. 8, 2021.
- Released by the Eagles on Aug. 30, 2022 and signed to the team's practice squad a day later.
- Signed by the Titans to the team's active roster off of the Eagles' practice squad on Sept. 27, 2022.

SEASON RECAPS:

2022 (5/0 - Tennessee):

- At Indianapolis (10/2), was inactive.
- At Washington (10/9), made his Titans debut as a reserve on special teams.
- Against Indianapolis (10/23), played as a reserve on special teams.
- At Houston (10/30), saw action as a reserve on special teams.
- At Kansas City (11/6), played limited snaps as a reserve on special teams.
- Against Denver (11/13), saw limited action as a reserve on special teams.

2021 (4/1, 1/0 - Philadelphia): Played in four games with a start at right tackle in his first season with the Eagles. Spent eight weeks on the team's practice squad. Missed three games on injured reserve and another contest on the reserve/COVID-19 list. Was inactive for one game.

2020 (12/3 - Indianapolis): Saw action in 12 games with three starts (two at left tackle, one at right tackle). Placed on injured reserve on Dec. 9 and missed the final four regular season games.

2019 (0/0 - Indianapolis): Was inactive for 13 games and did not play in three others contests.

2018 (12/4 - Indianapolis): Saw action in 12 games with four starts at left tackle. Was inactive for four games.

2017 (15/5 - Indianapolis): Played in 15 games with five starts at right guard and blocked for a Colts offense that averaged 284.6 yards per game

as Jacoby Brissett threw for 3,098 yards and 13 touchdowns. Was inactive for one contest.

2016 (8/3 - Indianapolis): Saw action in eight games with three starts at right tackle during his rookie campaign. Was a part of an offensive front that helped Frank Gore become the team's first 1,000-yard rusher since 2007. Was inactive for eight games.

COLLEGE:

- Started all 51 games of his four-year collegiate playing career at Texas Tech. Was tabbed a three-time All-Big 12 first-team selection by the Associated Press in each of his three seasons playing at left tackle from 2013-15.
- As a senior (2015), served as one of five team captains and started all 13 games at left tackle en route to earning second-team All-America honors from CBS Sports. Was named a first-team All-Big 12 choice for the third consecutive season by the league's coaches, ESPN and The Associated Press.
- As a junior (2014), started 12 games at left tackle, helping to pave the way for Texas Tech's first 1,000-yard rusher (DeAndre Washington) since 2008. Earned All-Big 12 first-team honors for the second straight year.
- As a sophomore (2013), started all 13 games at left tackle and earned first-team All-Big 12 honors from The Associated Press and All-Big 12 second-team honors from the league's coaches.
- As a redshirt freshman (2012), started 13 games at right guard en route to earning first-team Freshman All-America honors from the Football Writers Association of America. Was part of an offensive line that helped pave the way for Red Raider running backs to rush for 1,674 yards during the regular season.
- In 2011, redshirted his initial collegiate season and was a member of the scout team.
- Majored in general studies at Texas Tech.

PERSONAL:

- Attended Rockdale (Texas) High School where he was named an Under Armour All-American.
- Was tabbed an all-state selection as a senior and earned District 23-3A honors on both the offensive and defensive lines his junior and senior years.
- Helped lead high school to four consecutive trips to the state playoffs.
- Son of Melvin Clark and Angelena Alcorn.
- Clark has six siblings, including five sisters, La'Taira, La'Keshia, Crystal, Cheri and Rachel, and one older brother, Omar.
- He also has six relatives who have played sports either in college or professionally.
- Enjoys fishing, hunting and playing video games.
- Born Le'Raven Clark on April 22, 1993 in Bryan, Texas.

Le'RAVEN CLARK'S NFL STATISTICS

REGULAR SEASON

Year	Team	GP	GS
2016	Indianapolis	8	3
2017	Indianapolis	15	5
2018	Indianapolis	12	4
2019	Indianapolis	0	0
2020	Indianapolis	12	3
2021	Philadelphia	4	1
2022	Tennessee	5	0
NFL Totals		56	16

PLAYOFFS

Year	Team	GP	GS
2021	Philadelphia	1	0
NFL Totals		1	0

Starts Breakdown:

2016 - RT 3; 2017 - RG 5; 2018 - LT 4; 2020 - LT 2, RT 1;
2021 - RT 1



53 DYLAN COLE

LINEBACKER • 6'0" • 237 LBS • COLLEGE: MISSOURI STATE
ACQUIRED: FREE AGENT - 2021 • NFL EXPERIENCE (NFL/TITANS): 6/2
HOMETOWN: SPRINGFIELD, MO.
GAMES PLAYED/GAMES STARTED: 55/5 (PLAYOFFS: 2/0)



PRO: The Titans originally signed free agent Dylan Cole to the practice squad on Oct. 13, 2021. The 6-foot, 237-pounder appeared in nine games in his first season with the Titans in 2021 and tied for third on the squad with 10 special teams tackles to go with one forced fumble on coverage units. Prior to arriving in Tennessee, Cole saw action in 37 regular season games with one start for the Houston Texans (2017-20) and recorded 67 tackles, one sack, two interceptions, one touchdown, five tackles for loss and one fumble recovery. Cole originally entered the NFL after signing with the Texans as an undrafted college free agent in 2017.

CAREER HIGHLIGHTS:

- In 2021, Cole tallied a career-best 10 special teams tackles in his first season with the Titans, which also ranked third on the team.
- In 2017, Cole became the first rookie in NFL history to record at least five total tackles, a sack and an interception returned for a touchdown during a single game against Tennessee (10/1/17).

TITANS TIDBITS:

- Cole once ran 21 miles per hour that was clocked by a street speed limit sign.

CAREER TRANSACTIONS:

- The Springfield, Mo., native was originally signed by the Houston Texans as an undrafted college free agent on May 12, 2017.
- Re-signed with the Texans as a restricted free agent on March 18, 2020.
- Signed by the Titans to their practice squad on Oct. 13, 2021.
- Released by the Titans from their practice squad on Oct. 26, 2021.
- Signed by the Titans to their practice squad on Nov. 6, 2021.
- Activated from the practice squad to the active roster standard elevation on Nov. 6, 2021.
- Activated from the practice squad to the active roster standard elevation on Nov. 13, 2021.
- Signed by the Titans to their active roster from the practice squad on Nov. 16, 2021.

SEASON RECAPS:

2022 (9/4 - Tennessee): Ranks second on the team with eight special teams tackles. Has tied for the team lead in tackles once in 2022 (at IND). Has tied for the team lead in passes defended once in 2022 (vs. LV).

- Against N.Y. Giants (9/11), played as a reserve on special teams and at linebacker. Posted a special teams stop on coverage units.
- At Buffalo (9/19), collected a tackle on defense and a special teams stop on coverage units. Combined with DeMarcus Walker to stuff James Cook for no gain on a rush off right tackle in the fourth quarter.
- Against Las Vegas (9/25), saw significant action at linebacker after Zach Cunningham left the game with an injury. Notched two tackles and a pass defended. Combined with Terrance Mitchell to stuff Darren Waller for a one-yard loss on a short pass in the fourth quarter. Broke up a pass intended to Davante Adams late in the fourth quarter. Helped seal the victory by deflecting the two-point conversion pass intended for Waller late in the fourth quarter.
- At Indianapolis (10/2), made his first start at linebacker as a member of the Titans and tied for the team lead with a career-high seven tackles, including a stop for loss. Helped limit Jonathan Taylor to just 42 rushing yards on 20 carries in the victory. Stonewalled Jonathan Taylor for no gain on a rush off left tackle early in the first quarter. Teamed with Mario Edwards Jr. to stuff Taylor for a one-yard loss on a rush off left tackle late in the opening stanza.

- At Washington (10/9), started at linebacker and recorded two tackles. Posted two special teams stops on coverage units.
- Against Indianapolis (10/23), started at linebacker and registered five tackles with a quarterback pressure. Posted a special teams stop on coverage units.
- At Houston (10/30), started at linebacker and notched two tackles.
- At Kansas City (11/6), played as a reserve at linebacker and produced six tackles with a quarterback pressure. Registered two special teams stops on coverage units. Stuffed Michael Burton for no gain on a third-and-one rush late in the fourth quarter.
- Against Denver (11/13), saw action as a reserve at linebacker and posted four tackles with a sack, two tackles for loss and a quarterback pressure. Registered a special teams tackle on coverage units. Teamed with Monty Rice to stuff Latavius Murray for a one-yard loss on a rush off right guard in the second quarter. Ended a Broncos' drive by sacking Russell Wilson for a nine-yard loss on third-and-10 in the final quarter.

2021 (9/0, 1/0 - Tennessee): Saw action in nine games and tied for third on the team with 10 special teams tackles to go along with a forced fumble on coverage units. Notched six tackles, a quarterback pressure, a tackle for loss and a pass defended on defense. Spent two weeks on the practice squad and one week off the roster after being signed by the Titans on Oct. 13. Played as a reserve in the postseason contest. Tied for the team lead in passes defended once in 2021 (at NE). Led or tied for the team lead in special teams tackles five times in 2021 (vs. HOU, at NE, at PIT, vs. SF, vs. MIA).

- At L.A. Rams (11/7), made his Titans debut as a reserve on special teams.
- Against New Orleans (11/14), collected two special teams tackles and a forced fumble on coverage units. Set up the Titans' offense with great field position by forcing a Deonte Harris fumble that was recovered by Tory Carter at the Saints' 19-yard line on the opening kickoff of the second half. The Titans scored a touchdown five plays later to increase their lead to 20-6.
- Against Houston (11/21), saw action as a reserve at linebacker and totaled four tackles, including a stop for loss and a quarterback pressure. Registered a special teams tackle on coverage units. Combined with Harold Landry III to stop Rex Burkhead for no gain on a rush off left tackle late in the fourth quarter.
- At New England (11/28), played as a reserve at linebacker and recorded two tackles with a pass defended. Tied for the team lead with two special teams stops. Knocked down a pass intended for Jonnu Smith in the third quarter.
- At Pittsburgh (12/19), led the team with two special teams tackles on coverage units.
- Against San Francisco (12/23), led the team with a special teams stop on coverage units.
- Against Miami (1/2), tied for the team lead with a special teams stop on coverage units.

2020 (6/0 - Houston): Appeared in six games and recorded two tackles on defense and four stops on special teams coverage units. Was inactive for the regular season opener. Missed the final nine games after being placed on injured reserve/non football injury (COVID-19) on Nov. 5, 2020.

2019 (11/0 Houston): Played in 11 games before being placed on injured reserve on Nov. 23. Finished the season with eight tackles, a pass defended and a fumble recovery. Ranked third on the team with eight special teams tackles.

- Against Jacksonville (11/3), tallied two tackles on defense, one special teams tackle and notched his first career fumble recovery on the last play of the game in London.
- At Baltimore (11/17), registered two tackles.

2018 (8/0, 1/0 - Houston): Saw action in eight regular season games and compiled 13 tackles, a tackle for loss and three passes defended. Placed on injured reserve and missed eight games. Also appeared as a reserve in the postseason contest.

- At New England (9/9), tallied a season-high five tackles and one pass defended.
- Against Jacksonville (12/30), compiled one tackle, one tackle for loss and one pass defended.
- Against Indianapolis (1/5), made his postseason debut and recorded four tackles.

2017 (12/1 - Houston): Appeared in 12 games with one start and tallied 25 tackles, four tackles for loss, three passes defended, two interceptions, one touchdown, two quarterback hits and a sack. Registered seven special teams stops. Became the first rookie to record an interception for a touchdown in franchise history.

- Against Jacksonville (9/10), made his NFL debut and recorded one quarterback hit.
- At Cincinnati (9/14), notched his first five career tackles.
- Against Tennessee (10/1), became the first rookie in NFL history to record at least five total tackles, one sack and one interception returned for a touchdown. Intercepted a Matt Cassel pass intended for Delanie Walker and returned it 25 yards for a touchdown in the fourth quarter. He was the only college free agent in the NFL with a pick-six in 2017.
- Against Kansas City (10/8), started his first career game and matched his career high with five tackles.
- Against Cleveland (10/15), registered one tackle for loss and recorded his second interception of the season.

COLLEGE:

- Played four seasons (2013-16) at Missouri State after redshirting the 2012 campaign. He finished his Bears career with 46 starts and recorded 457 tackles (third-most in MSU history), 40.5 tackles for loss, 21 passes defended, five sacks, five interceptions, three forced fumbles and two fumble recoveries. Posted 22 double-figure tackle games, including 15 in a row to end his career.
- As a senior (2016), appeared in 11 games and was credited with 142 total tackles, eight tackles for loss, six passes defended, three forced fumbles and two interceptions. Earned NCAA Division I FCS Consensus

All-America honors as one of the nation's top linebackers his senior year.

- As a junior (2015), started all 11 games and tallied 152 tackles, four pass defended and one fumble recovery. Earned All-MVFC first-team honors and led the club in total tackles in every game.
- As a sophomore (2014), started all 12 games and recorded 92 tackles, 14.5 tackles for loss, 2.5 sacks, two interceptions, eight pass defended and one fumble recovery.
- As a freshmen (2013), started all 12 games and collected 71 tackles, six tackles for loss, one interception and three pass defended.
- Earned a bachelor's degree in sales management from Missouri State.

PERSONAL:

- Attended Logan-Rogersville (Mo.) High School and was a Missouri Class 3 consensus all-state running back after compiling 2,002 rushing yards on 225 carries for 33 touchdowns for the state champions in 2011.
- Registered 102 total tackles, seven stops for loss and a pair of interceptions as a senior at linebacker.
- Son of Tacoma Bailey and Traci Cole of Rogersville, Mo.
- Has three siblings: Devon, Daelyn and Danae.
- Follow Cole on Twitter at @dylancole31.
- Born Dylan McKalob Cole on May 19, 1994 in Springfield, Mo.

DYLAN COLE'S GAME-BY-GAME

2017 Houston Texans

Date	Opp	W/L	P/S	Tot Solo	Asst	Sk	- Yds	QBP	TFL	Int - Yds	-TD	PD	FF	FR - Yds	SpT
Sept. 10	Jax	L	p	0	0	0	0.0	0.0	1	0	0	0	0	0	0
Sept. 14	@ Cin	W	p	5	1	4	0.0	0.0	0	0	0	0	0	0	2
Sept. 24	@ NE	L	p	1	0	1	0.0	0.0	0	0	0	0	0	0	0
Oct. 1	Ten	W	p	5	3	2	1.0	1.0	1	1	1	25	1	1	0
Oct. 8	KC	L	LB	5	2	3	0.0	0.0	0	1	0	0	0	0	1
Oct. 15	Cle	W	p	2	2	0	0.0	0.0	0	1	1	3	0	1	0
Oct. 29	@ Sea	L	IA												
Nov. 5	Ind	L	IA												
Nov. 12	@ Lar	L	IA												
Nov. 19	Ari	W	IA												
Nov. 27	@ Bal	L	p	2	2	0	0.0	0.0	0	0	0	0	0	0	1
Dec. 3	@ Ten	L	p	0	0	0	0.0	0.0	0	0	0	0	0	0	0
Dec. 10	SF	L	p	1	1	0	0.0	0.0	0	0	0	0	0	0	1
Dec. 17	@ Jax	L	p	2	2	0	0.0	0.0	0	0	0	0	0	0	1
Dec. 25	Pit	L	p	5	1	4	0.0	0.0	0	0	0	0	1	0	0
Dec. 31	@ Ind	L	p	3	1	2	0.0	0.0	0	1	0	0	0	0	0
Totals	3-9	12/1		31	15	16	1.0	1.0	2	4	1	25	1	3	0

2018 Houston Texans

Date	Opp	W/L	P/S	Tot Solo	Asst	Sk	- Yds	QBP	TFL	Int - Yds	-TD	PD	FF	FR - Yds	SpT
Sept. 9	@ NE	L	p	5	5	0	0.0	0.0	0	0	0	0	1	0	0
Sept. 16	@ Ten	L	p	3	3	0	0.0	0.0	0	0	0	0	0	0	0
Sept. 23	NYG	L	p	1	1	0	0.0	0.0	0	0	0	0	0	0	0
Sept. 30	@ Ind	W	IR												
Oct. 7	Dal	W	IR												
Oct. 14	Buf	W	IR												
Oct. 21	@ Jax	W	IR												
Oct. 25	Mia	W	IR												
Nov. 4	@ Den	W	IR												
Nov. 18	@ Was	W	IR												
Nov. 26	Ten	W	IR												
Dec. 2	Cle	W	p	1	1	0	0.0	0.0	0	0	0	0	0	0	0
Dec. 9	Ind	L	p	0	0	0	0.0	0.0	0	0	0	0	0	0	0
Dec. 15	@ NYJ	W	p	2	2	0	0.0	0.0	0	0	0	0	0	0	0
Dec. 23	@ Phi	L	p	0	0	0	0.0	0.0	0	0	0	0	1	0	0
Dec. 30	Jax	W	p	1	1	0	0.0	0.0	0	1	0	0	1	0	0
Jan. 5	Ind	L	p	4	2	2	0.0	0.0	0	0	0	0	0	0	0
Totals	3-6	0/9		17	15	2	0.0	0.0	0	1	0	0	3	0	0
Playoffs															
Jan 5	Ind	L	p	4	2	2	0.0	0.0	0	0	0	0	0	0	0
Totals	0-1	1/0		4	2	2	0.0	0.0	0	0	0	0	0	0	0

2019 Houston Texans

Date	Opp	W/L	P/S	Tot Solo	Asst	Sk	- Yds	QBP	TFL	Int - Yds	-TD	PD	FF	FR - Yds	SpT
Sept. 9	@ No	L	p	1	0	1	0.0	0.0	0	0	0	0	0	0	1
Sept. 15	Jax	W	p	0	0	0	0.0	0.0	0	0	0	0	0	0	1
Sept. 22	@ Lac	W	p	0	0	0	0.0	0.0	0	0	0	0	0	0	1
Sept. 29	Car	L	p	2	1	1	0.0	0.0	0	0	0	0	0	0	1
Oct. 6	Atl	W	p	0	0	0	0.0	0.0	0	0	0	0	0	0	0
Oct. 13	@ KC	W	p	1	1	0	0.0	0.0	0	0	0	0	0	0	2
Oct. 20	@ Ind	L	p	0	0	0	0.0	0.0	0	0	0	0	0	0	0
Oct. 27	Oak	W	p	0	0	0	0.0	0.0	0	0	0	0	1	0	1
Nov. 3	@ Jax	W	p	2	2	0	0.0	0.0	0	0	0	0	0	1	27
Nov. 17	@ Bal	L	p	2	2	0	0.0	0.0	0	0	0	0	0	0	0
Nov. 21	Ind	W	p	0	0	0	0.0	0.0	0	0	0	0	0	0	0

Dec. 1	NE	W	IR												
Dec. 8	Den	L	IR												
Dec. 15	@ Ten	W	IR												
Dec. 21	@ TB	W	IR												
Dec. 29	Ten	L	IR												
Totals	7-4	0/11		8	6	2	0.0	0.0	0	0	0	0	1	1	27

2020 Houston Texans

Date	Opp	W/L	P/S	Tot Solo	Asst	Sk	- Yds	QBP	TFL	Int - Yds	-TD	PD	FF	FR - Yds	SpT
Sept. 10	@ KC	L	IA												
Sept. 20	Bal	L	p	0	0	0	0.0	0.0	0	0	0	0	0	0	0
Sept. 27	@ Pit	L	p	3	0	3	0.0	0.0	0	0	0	0	0	0	1
Oct. 4	Min	L	p	0	0	0	0.0	0.0	0	0	0	0	0	0	0
Oct. 11	Jax	W	p	0	0	0	0.0	0.0	0	0	0	0	0	0	0
Oct. 18	@ Ten	L	p	2	2	0	0.0	0.0	0	0	0	0	0	0	2
Oct. 25	GB	L	p	1	1	0	0.0	0.0	0	0	0	0	0	0	1
Nov. 8	@ Jax														
Placed on injured reserve on Nov. 5, 2020															
Totals	1-5	0/11		6	3	3	0.0	0.0	0	0	0	0	0	0	4

2021 Tennessee Titans

Date	Opp	W/L	P/S	Tot Solo	Asst	Sk	- Yds	QBP	TFL	Int - Yds	-TD	PD	FF	FR - Yds	SpT
Nov 7	@ LAR	W	p	0	0	0	0.0	0.0	0	0	0	0	0	0	0
Nov 14	NO	W	p	0	0	0	0.0	0.0	0	0	0	0	0	0	2
Nov 21	Hou	L	p	4	2	2	0.0	0.0	1	1	0	0	0	0	1
Nov 28	@ NE	L	p	2	0	2	0.0	0.0	0	0	0	0	1	0	2
Dec 12	Jax	W	p	0	0	0	0.0	0.0	0	0	0	0	0	0	0
Dec 19	@ Pit	L	p	0	0	0	0.0	0.0	0	0	0	0	0	0	2
Dec 23	SF	W	p	0	0	0	0.0	0.0	0	0	0	0	0	0	1
Jan 2	Mia	W	p	0	0	0	0.0	0.0	0	0	0	0	0	0	1
Jan 9	@ Hou	W	p	0	0	0	0.0	0.0	0	0	0	0	0	0	1
Totals	6-3	9/0		6	2	4	0.0	0.0	1	1	0	0	1	0	10
Playoffs															
Jan 22	Cin	L	p	0	0	0	0.0	0.0	0	0	0	0	0	0	0
Totals	0-1	1/0		0	0	0	0.0	0.0	0	0	0	0	0	0	0

2022 Tennessee Titans

Date	Opp	W/L	P/S	Tot Solo	Asst	Sk	- Yds	QBP	TFL	Int - Yds	-TD	PD	FF	FR - Yds	SpT
Sept 11	NYG	L	p	0	0	0	0.0	0.0	0	0	0	0	0	0	1
Sept 19	@ Buf	L	p	1	0	1	0.0	0.0	0	0	0	0	0	0	1
Sept 25	LV	W	p	2	1	1	0.0	0.0	0	0	0	0	1	0	0
Oct 2	@ Ind	W	S	7	5	2	0.0	0.0	0	1	0	0	0	0	0
Oct 9	@ Was	W	S	2	1	1	0.0	0.0	0	0	0	0	0	0	2
Oct 23	Ind	W	S	5	2	3	0.0	0.0	1	0	0	0	0	0	1
Oct 30	@ Hou	W	S	2	2	0	0.0	0.0	0	0	0	0	0	0	0
Nov 6	@ KC	L	p	6	4	2	0.0	0.0	1	0	0	0	0	0	2
Nov 13	Den	W	p	4	4	0	1.0	9.0	1	2	0	0	0	0	1
Nov 17	@ GB														
Nov 27	Cin														
Dec 4	@ Phi														
Dec 11	Jax														
Dec 18	@ LAC														
Dec 24	Hou														
Dec 29	Dal														
Jan 7/8	@ Jax														
Totals	6-3	9/4		29	19	10	1.0	9.0	3	3	0	0	1	0	8

DYLAN COLE'S NFL STATISTICS

REGULAR SEASON		TACKLES									INTERCEPTIONS					FUMBLES			
Year	Team	GP	GS	Tot	Solo	Asst	Sk	Yds	QBP	TFL	No	Yds	Lg	TD	PD	FF	FR	Yds	SpT
2017	Houston	12	1	32	16	16	1.0	1.0	2	4	2	28	25	1	3	0	0	0	7
2018	Houston	8	0	13	13	0	0.0	0.0	0	1	0	0	0	0	3	0	0	0	0
2019	Houston	11	0	16	13	3	0.0	0.0	0	0	0	0	0	1	0	1	27	8	
2020	Houston	6	0	6	3	3	0.0	0.0	0	0	0	0	0	0	0	0	0	0	4
2021	Tennessee	9	0	6	2	4	0.0	0.0	1	1	0	0	0	0	1	0	0	0	10
2022	Tennessee	9	4	29	19	10	1.0	9.0	3	3	0	0	0	0	1	0	0	0	8
NFL Totals		55	5	102	66	36	2.0	10.0	6	9	2	28	25	1	9	0	1	27	37

PLAYOFFS		TACKLES									INTERCEPTIONS					FUMBLES			
Year	Team	GP	GS	Tot	Solo	Asst	Sk	Yds	QBP	TFL	No	Yds	Lg	TD	PD	FF	FR	Yds	SpT
2018	Houston	1	0	4	2	2	0.0	0.0	0	0	0	0	0	0	0	0	0	0	0
2021	Tennessee	1	0	0	0	0	0.0	0.0	0	0	0	0	0	0	0	0	0	0	0
NFL Totals		2	0	4	2	2	0.0	0.0	0	0	0	0	0	0	0	0	0	0	0

Single-Game Highs

Tackles - **7 at Indianapolis (10/2/22)**

Sacks - **1 (Twice, last vs. Denver 11/13/22)**

Interceptions - **1 (Twice, last vs. Cleveland, 10/10/17)**

Passes Defensed - **1 (Nine times, last vs. Las Vegas 9/25/22)**

Additional Statistics

Special Teams Forced Fumble - **1 vs. New Orleans (11/14/21)**

Playoff Single-Game Highs

Tackles - **4 vs. Indianapolis (1/5/19)**



19 CHRIS CONLEY

WIDE RECEIVER • 6'3" • 205 LBS • COLLEGE: GEORGIA
ACQUIRED: FREE AGENT - 2022 • NFL EXPERIENCE (NFL/TITANS): 8/1
HOMETOWN: DALLAS, GA.
GAMES PLAYED/GAMES STARTED: 104/62 (PLAYOFFS: 5/2)



PRO: The Titans signed wide receiver Chris Conley off the Kansas City Chiefs' practice squad prior to Week 8 of the 2022 season. The 6-foot-3-inch, 205-pounder brings a strong veteran presence to the Titans wide receiver corps and is known as a strong route-runner with a large catch radius. A product of the University of Georgia, Conley was a third-round pick of the Chiefs in the 2015 NFL Draft and spent his first four NFL seasons with the club. He has also spent time with the Jacksonville Jaguars (2019-20) and Houston Texans (2021-22).

CAREER HIGHLIGHTS:

- In 2019, Conley set career-highs with 47 catches and 775 receiving yards to go along with a career-best-tying five receiving touchdowns in his first season with the Jaguars.
- In 2018, Conley notched 32 receptions for 334 yards with a career-high-tying five receiving scores with Kansas City.
- In 2016, Conley posted 44 catches for 530 yards in his second season with the Chiefs.

TITANS TIDBITS:

- Conley wrote, produced, directed and acted in "Retribution" - a fan-made Star Wars film on the Georgia campus.
- Conley was born in Adana, Turkey on an Air Force base as his father, Charles, had a career in the United States Air Force.

CAREER TRANSACTIONS:

- The Dallas, Ga., native was originally selected by the Kansas City Chiefs in the third round (76th overall) of the 2015 NFL Draft.
- Signed by the Jacksonville Jaguars as an unrestricted free agent on March 16, 2019.
- Signed by the Houston Texans as an unrestricted free agent on March 29, 2021.
- Released by the Texans on Aug. 30, 2022 and re-signed with the team two days later.
- Released by the Texans on Sept. 2, 2022 and signed to the team's practice squad three days later.
- Activated from the practice squad to the Texans' active roster standard elevation on Sept. 10, 2022.
- Activated from the practice squad to the Texans' active roster standard elevation on Sept. 17, 2022.
- Released from the Texans' practice squad on Oct. 4, 2022.
- Signed by the Chiefs to their practice squad on Oct. 6, 2022.
- Signed by the Titans to the team's active roster off of the Chiefs' practice squad on Oct. 25, 2022.

SEASON RECAPS:

2022 (2/0 - Houston; 2/0 - Tennessee): Saw action in two games as a reserve with the Texans before being released on Oct. 4. Signed with the Kansas City Chiefs' practice squad and spent three weeks in that capacity before signing to the Titans' active roster on Oct. 25.

- At Houston (10/30), made his Titans debut as a reserve at wide receiver.
- At Kansas City (11/6), saw limited action as a reserve at wide receiver.
- Against Denver (11/13), was inactive.

2021 (16/10 - Houston): Appeared in 16 games with 10 starts in his first season with the Texans, catching 22 passes for 323 yards with two touchdowns.

- Against Jacksonville (9/12), started his first game as a Texan and caught two passes for 27 yards in the season opener.

- Against New England (10/10), recorded three receptions for 84 yards. Caught a 37-yard touchdown pass from Davis Mills, his first score as a Texan.

- At Tennessee (11/21), led the team with 37 receiving yards and four receptions.

- Against L.A. Chargers (12/26), paced the Texans with 60 receiving yards on three receptions and caught a 41-yard touchdown pass from Davis Mills.

2020 (15/4 - Jacksonville): Appeared in 15 games with four starts and notched 40 receptions for 471 yards with two touchdowns. Was inactive for one contest.

- At Houston (10/11), caught a season-long 51-yard reception.

- At L.A. Chargers (10/25), notched his first touchdown of the season on a 28-yard catch.

- At Indianapolis (1/3), totaled season highs with seven receptions and 87 receiving yards.

2019 (16/14 - Jacksonville): Played in all 16 games with 14 starts in his first campaign with the Jaguars and notched single-season career highs with 47 receptions, 775 receiving yards and 16.5 yards per reception. Also added five receiving touchdowns, which was tied for his career best in a season.

- Against Kansas City (9/8), started and recorded a team-high six receptions for a then-career-best 97 yards with a 21-yard touchdown grab.

- At Cincinnati (10/20), tallied three receptions for 83 yards.

- Against N.Y. Jets (10/27), recorded a season-high 103 receiving yards on four receptions, including a 70-yard touchdown pass from Gardner Minshew II.

- At Oakland (12/15), amassed four receptions for 49 yards with two touchdowns.

- At Atlanta (12/22), tied his career-high with his fifth touchdown of the season on a 42-yard reception.

2018 (16/13, 2/1 - Kansas City): Saw action in all 16 regular season games with 13 starts and notched 32 receptions for 334 yards with five touchdowns. Notched a touchdown reception in consecutive games (Weeks 2-3) for the first time in his career.

- At L.A. Rams (11/19), totaled a season-high seven receptions for 74 yards with two touchdowns. Hauled in touchdown catches of eight and 10 yards.

- At Oakland (12/2), logged his career-best fifth touchdown reception of the year season on a two-yard pass from Patrick Mahomes.

2017 (5/5 - Kansas City): Started five games and amassed 11 receptions for 175 yards. Placed on injured reserve on Oct. 14 and missed the final 11 games of the season.

- Against Philadelphia (9/17), posted a season-high four receptions for 55 yards.

2016 (16/11, 1/1 - Kansas City): Appeared in all 16 games with 11 starts and contributed 44 receptions for 530 yards in his second season.

- At Pittsburgh (10/2), totaled a season-high six receptions for 70 yards.

- Against Oakland (12/8), logged two receptions for 70 yards.

2015 (16/5, 2/0 - Kansas City): Saw action in 16 games with five starts as a rookie, amassing 17 receptions for 199 yards with a touchdown.

- Against Pittsburgh (10/25), marked season highs with six receptions and 63 receiving yards, including his first NFL touchdown catch.

COLLEGE:

- Played four seasons (2011-14) at the University of Georgia and hauled in 177 receptions for 1,938 yards with 20 touchdowns.
- As a senior (2014), led the Bulldogs in receiving yards (657), yards per reception (18.2) and receiving touchdowns (eight) on 36 catches.
- As a junior (2013), posted team highs with 45 receptions and 651 receiving yards to go along with four touchdowns.
- As a sophomore (2012), saw action in 14 games with three starts, notching 20 receptions for 342 yards with six touchdowns.
- As a freshman (2011), earned the team's Newcomer of the Year Award (offense) after appearing in 11 games and catching 16 passes for 288 yards with two touchdowns.

PERSONAL:

- Attended North Paulding (Dallas, Ga.) High School.
- Graduated high school in December to enroll early at Georgia.
- As a senior, caught 61 passes for 1,021 yards and 15 touchdowns and earned class AAAA All-State first-team offense honors.
- Named to the SuperPrep All-Dixie team and PrepStar All-Southeast Region team. Ranked the No. 45 wide receiver in the nation and No. 29 prospect (all positions) in Georgia by Rivals.com.
- As a junior, hauled in 81 passes for 848 yards and six touchdowns.
- Follow Conley on Instagram and Twitter at @conmanxp.
- Born Christian Conley on Oct. 25, 1992 in Adana, Turkey.

CHRIS CONLEY'S GAME-BY-GAME

2015 Kansas City Chiefs

					RECEIVING				
Date	Opp.	W/L	P/S	No	Yds	Avg	Lg	TD	
Sept 13	@ Hou	W	p	0	0	-	0	0	
Sept 17	Den	L	p	0	0	-	0	0	
Sept 28	@ GB	L	p	1	16	16.0	16	0	
Oct 4	@ Cin	L	S	2	53	26.5	44	0	
Oct 11	Chi	L	S	1	6	6.0	6	0	
Oct 18	@ Min	L	p	3	16	5.3	8	0	
Oct 25	Pit	W	S	6	63	10.5	25	1	
Nov 1	Det	W	p	1	6	6.0	6	0	
Nov 15	@ Den	W	p	0	0	-	0	0	
Nov 22	@ SD	W	p	1	17	17.0	17	0	
Nov 29	Buf	W	p	0	0	-	0	0	
Dec 6	@ Oak	W	p	0	0	-	0	0	
Dec 13	SD	W	S	0	0	-	0	0	
Dec 20	@ Bal	W	p	0	0	-	0	0	
Dec 27	Cle	W	S	0	0	-	0	0	
Jan 3	Oak	W	p	2	22	11.0	16	0	
Totals		11-5	16/5	17	199	11.7	44	1	
Playoffs									
Jan 9	@ Hou	W	p	1	9	9.0	9	1	
Jan 16	@ NE	L	p	5	33	6.6	16	0	
Totals		1-1	2/0	6	42	7.0	16	1	

2016 Kansas City Chiefs

					RECEIVING				
Date	Opp.	W/L	P/S	No	Yds	Avg	Lg	TD	
Sept 11	SD	W	S	4	43	10.8	13	0	
Sept 18	@ Hou	L	p	2	15	7.5	10	0	
Sept 25	NYJ	W	p	3	44	14.7	20	0	
Oct 2	@ Pit	L	S	6	70	11.7	17	0	
Oct 16	@ Oak	W	S	3	26	8.7	13	0	
Oct 23	NO	W	S	2	29	14.5	18	0	
Oct 30	@ Ind	W	S	3	59	19.7	33	0	
Nov 6	Jax	W	S	3	28	9.3	12	0	
Nov 13	@ Car	W	S	1	12	12.0	12	0	
Nov 20	TB	L	S	4	28	7.0	9	0	
Nov 27	@ Den	W	S	3	26	8.7	13	0	
Dec 4	@ Atl	W	S	0	0	-	0	0	
Dec 8	Oak	W	p	2	70	35.0	39	0	
Dec 18	Ten	L	p	2	11	5.5	9	0	
Dec 25	Den	W	S	2	14	7.0	8	0	
Jan 1	@ SD	W	p	4	55	13.8	17	0	
Totals		12-4	16/11	44	530	12.0	39	0	
Playoffs									
Jan 15	Pit	L	S	2	19	9.5	12	0	
Totals		0-1	1/1	2	19	9.5	12	0	

2017 Kansas City Chiefs

					RECEIVING				
Date	Opp.	W/L	P/S	No	Yds	Avg	Lg	TD	
Sept 7	@ NE	W	S	2	43	21.5	25	0	
Sept 17	Phi	W	S	4	55	13.8	35	0	
Sept 24	@ LAC	W	S	0	0	-	0	0	
Oct 2	Was	W	S	2	31	15.5	21	0	
Oct 8	@ Hou	W	S	3	46	15.3	19	0	
Placed on injured reserve Oct. 13, 2017									
Totals		5-0	5/5	11	175	15.9	35	0	

2018 Kansas City Chiefs

					RECEIVING				
Date	Opp.	W/L	P/S	No	Yds	Avg	Lg	TD	
Sept 9	@ LAC	W	S	1	15	15.0	15	0	
Sept 16	@ Pit	W	S	2	17	8.5	15t	1	
Sept 23	SF	W	S	2	13	6.5	9	1	
Oct 1	@ Den	W	S	4	13	3.3	5	0	
Oct 7	Jax	W	S	2	21	10.5	14	0	
Oct 14	@ NE	L	S	1	19	19.0	19	0	
Oct 21	Cin	W	S	1	6	6.0	6	0	
Oct 28	Den	W	p	0	0	-	0	0	
Nov 4	@ Cle	W	p	1	23	23.0	23	0	
Nov 11	Ari	W	S	1	22	22.0	22	0	
Nov 19	@ LAR	L	p	7	74	10.6	27	2	
Dec 2	@ Oak	W	S	3	25	8.3	18	1	

Dec 9	Bal	W	S	2	13	6.5	7	0	
Dec 13	LAC	L	S	2	19	9.5	16	0	
Dec 23	@ Sea	L	S	3	54	18.0	23	0	
Dec 30	Oak	W	S	0	0	-	0	0	
Totals		12-4	16/13	32	334	10.4	27	5	
Playoffs									
Jan 12	Ind	W	p	0	0	-	0	0	
Jan 20	NE	L	S	0	0	-	0	0	
Totals		1-1	2/1	0	0	-	0	0	

2019 Jacksonville Jaguars

					RECEIVING				
Date	Opp.	W/L	P/S	No	Yds	Avg	Lg	TD	
Sept 8	KC	L	S	6	97	16.2	21t	1	
Sept 15	@ Hou	L	S	4	73	18.3	31	0	
Sept 19	Ten	W	p	2	30	15.0	15	0	
Sept 29	@ Den	W	p	1	17	17.0	17	0	
Oct 6	@ Car	L	S	1	26	26.0	26	0	
Oct 13	NO	L	S	0	0	-	0	0	
Oct 20	@ Cin	W	S	3	83	27.7	47	0	
Oct 27	NYJ	W	S	4	103	25.8	70t	1	
Nov 3	Hou	L	S	2	32	16.0	20	0	
Nov 17	@ Ind	L	S	6	58	9.7	24	0	
Nov 24	@ Ten	L	S	4	49	12.3	16	0	
Dec 1	TB	L	S	4	57	14.3	20	0	
Dec 8	LAC	L	S	1	7	7.0	7	0	
Dec 15	@ Oak	W	S	4	49	12.3	21	2	
Dec 22	@ Atl	L	S	2	56	28.0	42t	1	
Dec 29	Ind	W	S	3	38	12.7	17	0	
Totals		6-10	16/14	47	775	16.5	70t	5	

2020 Jacksonville Jaguars

					RECEIVING				
Date	Opp.	W/L	P/S	No	Yds	Avg	Lg	TD	
Sept 13	Ind	W	p	1	6	6.0	6	0	
Sept 20	@ Ten	L	p	4	48	12.0	24	0	
Sept 24	Mia	L	S	3	34	11.3	18	0	
Oct 4	@ Cin	L	p	3	44	14.7	33	0	
Oct 11	@ Hou	L	p	2	58	29.0	51	0	
Oct 18	Det	L	p	1	6	6.0	6	0	
Oct 25	@ LAC	L	p	1	28	28.0	28t	1	
Nov 8	Hou	L	p	7	52	7.4	21	0	
Nov 15	@ GB	L	S	4	43	10.8	18	0	
Nov 22	Pit	L	p	1	13	13.0	13	0	
Nov 29	Cle	L	IA						
Dec 6	@ Min	L	p	2	12	6.0	9	0	
Dec 13	Ten	L	p	0	0	-	0	0	
Dec 20	@ Bal	L	S	1	13	13.0	13t	1	
Dec 27	Chi	L	p	3	27	9.0	10	0	
Jan 3	@ Ind	L	S	7	87	12.4	17	0	
Totals		1-15	15/4	40	471	11.8	51	2	

2021 Houston Texans

					RECEIVING				
Date	Opp.	W/L	P/S	No	Yds	Avg	Lg	TD	
Sept 12	Jax	W	S	2	27	13.5	17	0	
Sept 19	@ Cle	L	p	1	13	13.0	13	0	
Sept 23	Car	L	S	0	0	-	0	0	
Oct 3	@ Buf	L	S	0	0	-	0	0	
Oct 10	NE	L	S	3	84	28.0	40	1	
Oct 17	@ Ind	L	p	1	10	10.0	10	0	
Oct 24	@ Ari	L	S	0	0	-	0	0	
Oct 31	LAR	L	p	1	24	24.0	24	0	
Nov 7	@ Mia	L	S	2	38	19.0	23	0	
Nov 21	@ Ten	W	S	4	37	9.3	13	0	
Nov 28	NYJ	L	S	0	0	-	0	0	
Dec 5	Ind	L	p	0	0	-	0	0	
Dec 12	Sea	L	p	2	20	10.0	13	0	
Dec 19	@ Jax	W	p	2	12	6.0	11	0	
Dec 26	LAC	W	S	3	60	20.0	41t	1	
Jan 2	@ SF	L	S	1	-2	-2.0	-2	0	
Totals		4-12	16/10	22	323	14.7	41t	2	

CHRIS CONLEY'S GAME-BY-GAME CONT.

2022 Houston Texans

Date	Opp.	W/L	P/S	RECEIVING				
				No	Yds	Avg	Lg	TD
Sept 11	Ind	T	p	0	0	-	0	0
Sept 18	@ Den	L	p	0	0	-	0	0
Totals		0-1-1	2/0	0	0	-	0	0

Dec 18	@	LAC
Dec 24		Hou
Dec 29		Dal
Jan 7/8	@	Jax

Totals			2-1	2/0	0	0	-	0	0
---------------	--	--	------------	------------	----------	----------	----------	----------	----------

2022 Tennessee Titans

Date	Opp.	W/L	P/S	RECEIVING				
				No	Yds	Avg	Lg	TD
Oct 30	@ Hou	W	p	0	0	-	0	0
Nov 6	@ KC	L	p	0	0	-	0	0
Nov 13	Den	W	IA					
Nov 17	@ GB							
Nov 27								
Dec 4	@ Phi							
Dec 11	Jax							

CHRIS CONLEY'S NFL STATISTICS

REGULAR SEASON

Year	Team	GP	GS	RECEIVING					RUSHING				
				No	Yds	Avg	Lg	TD	Att	Yds	Avg	Lg	TD
2015	Kansas City	16	5	17	199	11.7	44	1	0	0	-	0	0
2016	Kansas City	16	11	44	530	12.0	39	0	0	0	-	0	0
2017	Kansas City	5	5	11	175	15.9	35	0	0	0	-	0	0
2018	Kansas City	16	13	32	334	10.4	27	5	0	0	-	0	0
2019	Jacksonville	16	14	47	775	16.5	70t	5	0	0	-	0	0
2020	Jacksonville	15	4	40	471	11.8	51	2	0	0	-	0	0
2021	Houston	16	10	22	323	14.7	41t	2	1	3	3.0	3	0
2022	Houston	2	0	0	0	-	0	0	0	0	-	0	0
2022	Tennessee	2	0	0	0	-	0	0	0	0	-	0	0
NFL Totals		104	62	213	2,807	13.2	70t	15	1	3	3.0	3	0

PLAYOFFS

Year	Team	GP	GS	RECEIVING					RUSHING				
				No	Yds	Avg	Lg	TD	Att	Yds	Avg	Lg	TD
2015	Kansas City	2	0	6	42	7.0	16	1	0	0	-	0	0
2016	Kansas City	1	1	2	19	9.5	12	0	0	0	-	0	0
2018	Kansas City	2	1	0	0	-	0	0	0	0	-	0	0
NFL Totals		5	2	8	61	7.6	16	1	0	0	-	0	0

Single-Game Highs

Receptions - 7 (Three times, last at Indianapolis 1/3/21)
 Receiving Yards - 103 vs. N.Y. Jets (10/27/19)
 Long Reception - 70t vs. N.Y. Jets (10/27/19)
 Touchdowns - 2 (Twice, last at Oakland 12/15/19)

Playoff Single-Game Highs

Receptions - 5 at New England (1/16/16)
 Receiving Yards - 33 at New England (1/16/16)
 Long Reception - 16 at New England (1/16/16)
 Touchdowns - 1 at Houston (1/9/16)

Additional Statistics

Kickoff Returns - 1 for 14 yards (2015); 1 for 8 yards (2017); 1 for 5 yards (2018)
 Fumble Recoveries - 1 (2018)
 Special Teams Tackles - 4 (2015)



46 MORGAN COX

LONG SNAPPER • 6'4" • 235 LBS • COLLEGE: TENNESSEE
ACQUIRED: UNRESTRICTED FREE AGENT (BAL) - 2021
NFL EXPERIENCE (NFL/TITANS): 13/2 • HOMETOWN: COLLIERVILLE, TENN.
GAMES PLAYED/GAMES STARTED: 191/0 (PLAYOFFS: 11/0)



Super Bowl: 2012



Pro Bowl: 2015, 2016, 2019, 2020

PRO: The Titans signed unrestricted free agent Morgan Cox during the 2021 offseason to add a veteran presence and experience to the long snapping position. In his first 12 NFL seasons, the 6-foot-4-inch, 235-pounder appeared in 182 regular season games, including all 17 games with the Titans in 2021 and was selected to four Pro Bowls as a member of the Baltimore Ravens. The Collierville, Tenn., native was originally signed as a rookie free agent by the Ravens following the 2010 NFL Draft.

CAREER HIGHLIGHTS:

- Cox, a four-time Pro Bowler, spent his first 11 NFL seasons (2010-20) with the Baltimore Ravens and appeared in 165 games and 10 postseason contests with the club.
- In 2011, Cox earned the team's Ed Block Courage Award after returning from a significant injury suffered in 2010.

TITANS TIDBITS:

- March 7, 2013 was proclaimed "Morgan Cox Day" in his hometown of Collierville, Tenn.
- Cox played an integral part in the Baltimore Ravens' social justice initiatives. In 2018, he participated in the announcement of the HVAC donation from the Players' Social Justice Fund at Lakewood Elementary in Baltimore. In 2017, Cox took part in a police ride along with law enforcement officials in West Baltimore to meet with local youth and discuss topics surrounding social justice.
- Cox's wife, Lauren, is an actress and has appeared in Baltimore filmed TV shows "House of Cards" and "Veep" and on the drama "To-Do."
- Cox served as his high school's newspaper sports editor his final two years at Evangelical Christian High School in Memphis.

CAREER TRANSACTIONS:

- The Collierville, Tenn., native was originally signed by the Baltimore Ravens as a rookie free agent on May 6, 2010.
- Signed by the Titans as an unrestricted free agent on March 19, 2021.

SEASON RECAPS:

2022 (9/0 - Tennessee):

- Against N.Y. Giants (9/11), played as a reserve at long snapper.
- At Buffalo (9/19), served as the team's long snapper.
- Against Las Vegas (9/25), executed all of his snaps as the long snapper.
- At Indianapolis (10/2), saw action as the team's long snapper.
- At Washington (10/9), served as the team's long snapper.
- Against Indianapolis (10/23), executed all of his snaps, including on all four of Randy Bullock's field goals.
- At Houston (10/30), served as the team's long snapper appearing in his 200th combined regular season (189) and postseason (11) game.
- At Kansas City (11/6), executed all of his snaps at long snapper.
- Against Denver (11/13), served as the team's long snapper.

2021 (17/0, 1/0 - Tennessee): Saw action in all 17 games at long snapper in his first season with the Titans. Registered a special teams tackle. Played as a reserve in the postseason contest.

- Against Arizona (9/12), made his Titans debut handling snapping duties.
- At Seattle (9/19), served as the team's long snapper and produced the snap for Randy Bullock's game-winning 36-yard field goal in overtime.
- At Indianapolis (10/31), saw action as the team's long snapper and executed the snap for Randy Bullock's game-winning 44-yard field goal in overtime.
- Against New Orleans (11/14), saw action as a reserve at long snapper in

his 175th career regular season contest.

- At New England (11/28), saw action at long snapper and collected a special teams tackle on coverage units.
- Against San Francisco (12/23), saw action as the team's long snapper and executed the snap for Randy Bullock's game-winning 44-yard field goal.
- Against Miami (1/2), served as the team's long snapper and executed the snaps for Randy Bullock's two field goals and four extra point makes.
- Against Cincinnati (1/22), played as a reserve at long snapper in his 11th career postseason contest.

2020 (15/0, 2/0 - Baltimore): Earned his fourth career Pro Bowl selection, helped Justin Tucker record his fifth consecutive season with at least 130 points, tying the NFL record of consecutive seasons with 130-plus points. Tucker connected on 26 of 29 field goals (89.7 percent) and was 52 of 53 on extra points (98.1 percent). Also snapped on all 51 of Sam Koch's 51 punts, who produced a 44.5 gross average and 42.5 net average. Koch was the NFL's only punter to place at least 20 punts (22) inside in the 20-yard line and have no more than one touchback.

- At Cleveland (12/14), snapped to holder Sam Koch on Justin Tucker's 55-yard game-winning field goal with two seconds remaining to give Baltimore a 45-42 lead in the victory.
- At Tennessee (1/10), snapped for Justin Tucker who drilled two of three field goals, including a 51-yarder to give Baltimore a 20-13 lead in the fourth quarter.

2019 (16/0, 1/0 - Baltimore): Selected to his third career Pro Bowl. Saw action in all 16 games and helped Justin Tucker record his fourth consecutive season scoring 141 points, connecting on 28 of 29 field goal attempts and 57 of 59 extra points. The Ravens produced the NFL's No. 1 scoring offense (33.2 ppg) and set a franchise record for points (531).

- Against Arizona (9/15), snapped for Justin Tucker to connect on all three field goal attempts, hitting from 33, 28 and 51 yards in the 23-17 win.
- At Pittsburgh (10/6), snapped for Justin Tucker, who kicked a 46-yard field goal in overtime to seal the Ravens' victory in the 26-23 win.
- Against Cincinnati (10/13), snapped for Justin Tucker, who booted a 40-yard field goal to become the fastest kicker in NFL history (118 games) to score 1,000 career points in the 23-17 victory.
- Against San Francisco (12/1), snapped for Justin Tucker, who nailed a 49-yard boot that marked his second game-winning field goal of the season.

2018 (16/0, 1/0 - Baltimore): Played in all 16 games and snapped on 65 punts, 36 extra points and 39 field goal attempts, helping the Ravens once again produce one of the NFL's top kicking units with Sam Koch and Justin Tucker. Also posted a special teams tackle.

- Against Buffalo (9/9), snapped on two made field goals from Justin Tucker and helped Sam Koch register five punts for 257 yards (51.4 gross avg.), including three punts inside the 20, in the 47-3 season-opening win.
- Against Denver (9/23), snapped on each of Justin Tucker's two 52-yard field goals in the 27-14 win. Tucker now has six-career games with multiple 50-plus-yard field goals, the most in NFL history.
- At L.A. Chargers (12/22), snapped on three made field goals, including a season-long-tying 56-yarder from Justin Tucker. Recorded a special teams tackle in the victory.

2017 (16/0 - Baltimore): Appeared in all 16 games. Snapped on punts and kicks, helping Sam Koch place a franchise-record and NFL-best 40 punts inside the 20-yard line and Justin Tucker make 34 of 37 field goals

(91.9 percent), tying his franchise record of 141 points.

- At Cincinnati (9/10), snapped on two made field goals from Justin Tucker and helped Sam Koch register six punts for 250 yards (41.3 gross avg), including two punts inside the 20-yard line, in the 20-0 season-opening victory.
- Against Chicago (10/15), handled snapping duties, helping Justin Tucker connect on three field goals and Sam Koch boot seven punts for 386 yards (55.0 avg.).
- At Minnesota (10/22), snapped on three made field goals, including a season-long 57-yarder from Justin Tucker. Added a special teams tackle on coverage.
- At Green Bay (11/19), served as the long snapper and helped Sam Koch place five of seven punts inside the 20, in a shutout victory.
- At Cleveland (12/17), handled snapping duties, helping Sam Koch place four punts inside the 20-yard line, including three punts inside the five-yard line.

2016 (16/0 - Baltimore): Earned his second straight Pro Bowl nod after handling all snapping duties and helping Justin Tucker score a franchise record 141 points by connecting on 37 of 38 field goal attempts (lone miss was a block), including 10 of 10 from 50-plus yards. Helped Tucker earn a second Pro Bowl invitation and become a unanimous first-team All-Pro selection.

- Against Cincinnati (11/27), snapped on four made field goals from Justin Tucker, who became the first kicker in NFL history to make three field goals of 50-plus yards in the first half of a game.
- Against Philadelphia (12/18), appeared in his 100th career game.

2015 (16/0 - Baltimore): Named to his first career Pro Bowl after snapping on 74 punts, 29 extra points and 40 field goal attempts. Helped Sam Koch earn first career Pro Bowl invite with 46.7 gross and 42.9 net averages.

- At Miami (12/6), snapped on two field goals and an extra point from Justin Tucker, who became the fastest kicker in NFL history to reach the 500-point milestone (60 games).

2014 (7/0 - Baltimore): Saw action in the first seven games of the season, snapping on 21 punts, extra points and 18 field goal attempts, before being placed on injured reserve on Oct. 20.

- Against Atlanta (10/19), snapped on punts, field goal attempts and extra points before leaving the game with a knee injury in the 29-7 victory.

2013 (16/0 - Baltimore): Played in all 16 games for the third consecutive season and snapped on 91 punts, 41 field goal attempts and 26 extra points. Tied a career high with two special teams stops.

- At Detroit (12/16), snapped on a franchise-record six made field goals, including a franchise record 61-yard game-winner by Justin Tucker, in the 18-16 victory.

2012 (16/0, 4/0 - Baltimore): Saw action in all 16 games at long snapper and tied a career-high with two special teams tackles while snapping on 83 punts, 42 extra points and 33 field goal attempts. Played in all four postseason games, snapping on 16 extra points, 22 punts and four field goal attempts in the Ravens' Super Bowl XLVII title run.

- Against Oakland (11/11), snapped on a franchise-record extra points, punts and field goal attempts, and was a part of the successful fake field goal attempt that Sam Koch ran in for a touchdown in the 55-20 win.

2011 (16/0, 2/0 - Baltimore): Saw action in all 16 games for the first time in his career and snapped on 73 punts, 40 extra point attempts and 39 field goal attempts. Appeared as a reserve in both postseason contests.

- Against Pittsburgh (9/11), snapped on punts, field goal attempts and extra points, including a fake punt Sam Koch ran in for a two-point conversion.

2010 (15/0 - Baltimore): Saw action in 15 games and posted two special teams tackles before being placed on injured reserve on Dec. 29 missing the final regular season game.

- At N.Y. Jets (9/13), snapped on six punts and a field goal attempt in his NFL debut.
- At Cleveland (12/26), snapped on three punts, both extra point attempts and two field goal attempts after significantly injuring his knee in the second quarter.

COLLEGE:

- Played 38 games in three seasons as the primary long snapper at Tennessee.

- As a senior (2009), handled deep snapper duties on punts, extra points and field goals, the third consecutive year in which he served that role. Often led the charge down field on punts and finished the season with three tackles.

- As a junior (2008), saw action in 12 games. Served as Tennessee's deep snapper for all punts and placements for the second year in a row. Contributed four tackles on special teams, tying for seventh in that category.

- As a sophomore (2007), saw action as the deep snapper in all 14 games and helped placekicker Daniel Lincoln to All-America status and consensus Freshman All-SEC honors.

- In 2006, was a squad member.

- As a true freshman (2005), redshirted.

- Graduated with a degree in accounting from Tennessee.

PERSONAL:

- Attended Evangelical Christian (Memphis, Tenn.) High School, helping guide the Eagles to a state championship appearance as a senior and the semifinal game as a junior.

- As a senior, played center and long snapper earning All-State honorable mention and the Memphis Commercial Appeal Best of Preps Award.

- Began his role as the deep snapper during his junior season of high school.

- Played on the defensive and offensive lines as freshman and sophomore.

- Follow Cox on Twitter and Instagram at @morgancox46.

- Born Morgan Cox on April 26, 1986 in Collierville, Tenn.

MORGAN COX'S NFL STATISTICS

REGULAR SEASON

Year	Team	GP	GS	SpT Tackles
2010	Baltimore	15	0	1
2011	Baltimore	16	0	0
2012	Baltimore	16	0	2
2013	Baltimore	16	0	2
2014	Baltimore	7	0	0
2015	Baltimore	16	0	0
2016	Baltimore	16	0	2
2017	Baltimore	16	0	1
2018	Baltimore	16	0	1
2019	Baltimore	16	0	0
2020	Baltimore	15	0	2
2021	Tennessee	17	0	1
2022	Tennessee	9	0	0
NFL Totals		191	0	12

PLAYOFFS

Year	Team	GP	GS	SpT Tackles
2011	Baltimore	2	0	0
2012	Baltimore	4	0	0
2018	Baltimore	1	0	0
2019	Baltimore	1	0	0
2020	Baltimore	2	0	0
2021	Tennessee	1	0	0
NFL Totals		11	0	0

Additional Statistics

Fumble Recovery - 1 (2013)



71 DENNIS DALEY

OFFENSIVE LINE • 6'6" • 326 LBS • COLLEGE: SOUTH CAROLINA
ACQUIRED: TRADE (CAR) - 2022
NFL EXPERIENCE (NFL/TITANS): 4/1 • HOMETOWN: COLUMBIA, S.C.
GAMES PLAYED/GAMES STARTED: 43/28 (PLAYOFFS: 0/0)



PRO: The Titans traded for Dennis Daley prior to the start of the 2022 regular season to add experience and versatility to the offensive front. The 6-foot-6-inch, 326-pounder was originally selected by the Carolina Panthers in the sixth round of the 2019 NFL Draft. Daley appeared in 34 games with 21 starts over three seasons with the Panthers (2019-21). The Columbia, S.C., native has started at three positions during his career: left tackle (13), left guard (5) and right guard (3).

TITANS TIDBITS:

• Daley attended Georgia Military College after graduating high school. He says, "it was the toughest two years of my life. It was a big change for me. I'm just glad I was able to make it out... It made me 10 times more disciplined. If I can go through that I feel like I can go through anything. That helped me achieve everything at the University of South Carolina and make it to the NFL."

CAREER TRANSACTIONS:

- The Columbia, S.C., native was originally selected by the Carolina Panthers in the sixth round (212th overall) of the 2019 NFL Draft.
- Traded by the Panthers to the Titans with a 2024 seventh-round pick in exchange for a 2024 fifth-round draft pick on Aug. 30, 2022.

SEASON RECAPS:

2022 (9/7 - Tennessee):

- Against N.Y. Giants (9/11), made his Titans debut as a reserve on special teams.
- At Buffalo (9/19), took over at left tackle after Taylor Lewan left the game following the first play from scrimmage with an injury.
- Against Las Vegas (9/25), made his first start with the Titans at left tackle and was a member of an offensive front that allowed just one sack on 27 pass attempts.
- At Indianapolis (10/2), started at left tackle and helped open holes for Derrick Henry to amass 114 rushing yards on 22 carries with a touchdown.
- At Washington (10/9), started at left tackle and helped create running lanes for Derrick Henry to post 102 yards on the ground with two rushing scores.
- Against Indianapolis (10/23), started at left tackle and blocked for Derrick Henry to collect 128 yards on the ground.
- At Houston (10/30), started at left tackle and helped open holes for Titans' ball carriers to gain 314 rushing yards, the second-highest total in franchise history, including a 219-yard, two-touchdown performance by Derrick Henry.
- At Kansas City (11/6), started at left tackle and blocked for Derrick Henry to amass 115 rushing yards on 17 carries with two rushing touchdowns.
- Against Denver (11/13), started at left tackle and was a part of an offensive front that allowed just one sack on 36 pass attempts.

2021 (15/9 - Carolina): Saw action in 15 games with nine starts (one at right guard, five at left guard, three at left tackle). Did not play in one contest and was on reserve/COVID-19 for another game.

2020 (5/3 - Carolina): Played in five games with three starts (two at right guard, one at left tackle). Was inactive for the first six games. Was inactive for three more games before being placed on injured reserve on Dec. 22.

2019 (14/9 - Carolina): Played in 14 games with nine starts in his rookie campaign. Started nine games at left tackle and was part of an offensive line that helped Christian McCaffrey become the third player in NFL history with over 1,000 yards rushing and 1,000 yards receiving. Was inactive for

two games.

COLLEGE:

- Played two seasons at South Carolina after transferring from Georgia Military College. Started 23 of the last 24 games for the Gamecocks.
- As a senior (2018), started the first seven games of the 2018 season and was back in the lineup for the last five games. Left midway through the Tennessee victory with an ankle injury and did not travel to Ole Miss.
- Was one of four seniors selected by their peers for the Unselfish Teammate Award for the offense.
- Invited to the Senior Bowl all-star game following his senior campaign.
- As a junior (2017), played in 12 games with 11 starts as a junior college transfer in his first season with the Gamecocks. Did not play in the season-opening win over NC State, but made his South Carolina debut in the Missouri win, seeing extensive time at left tackle in the second half. Moved into the starting lineup at left tackle against Kentucky and remained in that position for the remainder of the season. Named to the SEC Fall Academic Honor Roll.
- Attended Georgia Military College where he started in 2015 and 2016.
- Graduated in December 2018 with a degree in interdisciplinary studies from South Carolina.

PERSONAL:

- Attended Ridge View (Columbia, S.C.) High School and played left tackle and defensive end for the Ridge View Blazers.
- Follow Daley on Instagram at @dennisdaley74.
- Born Dennis Daley on August 7, 1996 in Fort Lauderdale, Fla.

DENNIS DALEY'S NFL STATISTICS			
REGULAR SEASON			
Year	Team	GP	GS
2019	Carolina	14	9
2020	Carolina	5	3
2021	Carolina	15	9
2022	Tennessee	9	7
NFL Totals		43	28
Starts Breakdown:			
2019 - LT 9; 2020 - RG 2, LT 1; 2021 - LG 5, LT 3, RG 1;			
2022 - LT 7			



64 NATE DAVIS

OFFENSIVE LINEMAN • 6'3" • 316 LBS • COLLEGE: CHARLOTTE
ACQUIRED: 3RD ROUND - 2019
NFL EXPERIENCE (NFL/TITANS): 4/4 • HOMETOWN: ASHBURN, VA.
GAMES PLAYED/GAMES STARTED: 50/49 (PLAYOFFS: 5/5)



PRO: The Titans selected Nate Davis in the third round (82nd overall) of the 2019 NFL Draft. The 6-foot-3-inch, 316-pounder brings quick feet and physicality to the trenches of the offensive line. The Ashburn, Va., native started 42 games during his first three NFL seasons with an additional five playoff starts. The Titans finished in the NFL's top five in rushing in each of those three campaigns.

CAREER HIGHLIGHTS:

- In 2020, Davis started all 16 games at right guard as part of an offense that tied for the second-overall ranking in the NFL (396.4 yards per game), finished second in rushing (168.1), and allowed the sixth-fewest sacks (25). Davis helped pave the way for Derrick Henry to produce the NFL's eighth all-time 2,000-yard rushing season (2,027).
- As a rookie in 2019, Davis appeared in 13 games with 12 starts at right guard, assuming starting duties in Week 5. Davis also started all three playoff games.

TITANS TIDBITS:

- Growing up, Davis was 'always a pretty big kid.' He played on the offensive or defensive line during Pop Warner, and estimates that in the fourth grade he weighed around 200 pounds.
- Davis was invited to the 2019 Senior Bowl, which he credits for helping him during the draft process. He went head-to-head with defensive linemen from larger conferences, and as an athlete from a smaller conference, he credits his performance at the Senior Bowl for helping put his name into the conversation ahead of the draft.
- Davis' father purchased him a fishing rod as a child and would take him to the pond near their home in Ashburn, Va., to fish and relax.
- Davis is a car enthusiast who has a knack for identifying the year, make and model of a car. He lists his dream car as a Rolls-Royce.

CAREER TRANSACTIONS:

- The Ashburn, Va., native was selected by the Titans in the third round (82nd overall) of the 2019 NFL Draft.

SEASON RECAPS:

2022 (7/7):

- Against N.Y. Giants (9/11), started at right guard and was a part of an offensive line that allowed just one sack for zero yards on 33 pass attempts.
- At Buffalo (9/19), started at right guard.
- Against Las Vegas (9/25), started at right guard and was a member of an offensive front that allowed just one sack on 27 pass attempts.
- At Indianapolis (10/2), started at right guard and helped open holes for Derrick Henry to amass 114 rushing yards on 22 carries with a touchdown.
- At Washington (10/9), was inactive.
- Against Indianapolis (10/23), was inactive.
- At Houston (10/30), returned to the lineup as the starter at right guard and helped open holes for Titans' ball carriers to gain 314 rushing yards, the second-highest total in franchise history, including a 219-yard, two-touchdown performance by Derrick Henry.
- At Kansas City (11/6), started at right guard and blocked for Derrick Henry to amass 115 rushing yards on 17 carries with two rushing touchdowns.
- Against Denver (11/13), started at right guard in his 50th career regular season game and was a part of an offensive front that allowed just one sack on 36 pass attempts.

2021 (14/14, 1/1): Started 14 games at right guard and blocked for the

NFL's fifth-ranked rushing attack. Was inactive for three contests. Started the postseason contest at right guard.

- At Seattle (9/19), started at right guard and helped open holes for Derrick Henry to rush for 182 yards.
- Against Indianapolis (9/26), started at right guard and blocked for Titans' rushers to gain 180 yards on the ground.
- At Jacksonville (10/10), started at right guard and helped block for Derrick Henry to amass 130 yards on the ground with three rushing touchdowns.
- Against Buffalo (10/18), started at right guard and was a part of an offensive front that did not allow a sack on 29 pass attempts. Helped open holes for Derrick Henry to amass 143 rushing yards and three scores on 23 carries.
- Against Kansas City (10/24), started at right guard and helped block for an offense that registered 369 total yards while only allowing one sack on 28 pass attempts.
- At Indianapolis (10/31), started at right guard and helped the offense amass 340 total yards in the victory. Left the game late in the third quarter with an injury.
- At Pittsburgh (12/19), started at right guard and helped block for Titans' ball carriers to amass 201 rushing yards.
- Against San Francisco (12/23), started at right guard. Helped the Titans convert a season-high nine third downs on 16 attempts in the game, while scoring on four of its five possessions in the second half.
- Against Miami (1/2), started at right guard and helped open holes for Titans' ball carriers to gain 198 yards on the ground with two rushing scores.
- At Houston (1/9), started at right guard and helped block for an offense that registered 405 total yards while only allowing one sack on 32 pass attempts.
- Against Cincinnati (1/22), started at right guard and helped open holes for Titans' rushers to amass 140 yards on the ground on 27 carries.

2020 (16/16, 1/1): Started all 16 games at right guard and helped Derrick Henry become the eighth player in NFL history to eclipse 2,000 rushing yards in a season. Started the postseason contest at right guard.

- At Denver (9/14), started at right guard and was a part of an offensive front that allowed the Titans to amass 377 total yards. Member of a line that allowed just one sack on 43 pass attempts.
- Against Buffalo (10/13), started at right guard and was a part of an offensive line that blocked for Titans' rushers to gain 139 yards on the ground while not allowing a sack on 28 pass attempts.
- Against Houston (10/18), started at right guard and helped the offense become the first unit in NFL history to have a passer reach 350 yards (364 by Ryan Tannehill) and a rusher reach 200 yards (212 by Derrick Henry) in a game.
- At Cincinnati (11/1), started at right guard and blocked for Titans' rushers to gain 218 yards on 29 carries.
- At Indianapolis (11/29), started at right guard and blocked for Titans' rushers to gain 229 yards on 45 carries. Member of an offensive front that allowed just one sack on 22 pass attempts.
- At Jacksonville (12/13), started at right guard and helped open holes for Titans' rushers to gain 249 yards on the ground, including a 215-yard performance by Derrick Henry.
- Against Detroit (12/20), started at right guard and helped block for Titans' ball carriers to gain 195 yards and score three touchdowns on the ground.
- At Houston (1/3), started at right guard and blocked for Derrick Henry to gain a franchise-record 250 rushing yards in the Titans' division-clinching victory and in the process become the eighth player in NFL history to eclipse 2,000 rushing yards in a season.

- Against Baltimore (1/10), started at right guard.

2019 (13/12, 3/3): Played in 13 games with 12 starts at right guard and helped Derrick Henry lead the NFL with 1,540 rushing yards. Was inactive for the first three regular season contests. Started all three postseason contests at right guard. Appeared in his first career NFL contest at Atlanta (9/29/19). Made his first career NFL start against Buffalo (10/6/19).

- At Atlanta (9/29), made his NFL debut as a reserve at right guard. Was a part of an offensive front that did not allow a sack on 27 pass attempts, while opening holes for Titans' ball carriers to gain 138 yards on the ground.
- Against Buffalo (10/6), started his first career NFL contest at right guard.
- Against Kansas City (11/10), started at right guard and helped open holes for Titans' rushers to gain 225 yards on the ground.
- Against Jacksonville (11/24), started at right guard and blocked for Titans' ball carriers to gain 219 rushing yards.
- At Indianapolis (12/1), started at right guard and helped open holes for Derrick Henry to collect 149 rushing yards on 26 carries.
- At Oakland (12/8), started at right guard and was a part of an offensive front that blocked for Titans' ball carriers to gain 161 yards on the ground, while also not allowing a sack on 27 pass attempts.
- Against Houston (12/15), started at right guard and was a member of an offensive line that opened holes for Titans' rushers to gain 163 yards on the ground.
- Against New Orleans (12/22), started at right guard and helped the Titans amass 149 rushing yards on 26 carries.
- At Houston (12/29), started at right guard and was a part of an offensive front that blocked for Derrick Henry to amass 211 yards on the ground and become the NFL's leading rusher in 2019.
- At New England (1/4), started at right guard in his first career postseason game and was a member of an offensive front that opened holes for Derrick Henry to collect 182 yards on the ground.
- At Baltimore (1/11), started at right guard and was a part of an offensive line that blocked for Derrick Henry to collect a franchise postseason record 195 rushing yards.

COLLEGE:

- In four seasons at Charlotte (2015-18), Davis appeared in 41 career games with 37 starts. A four-year starter on the offensive line, Davis started at guard from 2015-17 before switching to right tackle for his senior season in 2018.
- As a senior (2018), appeared in eight games with seven starts at tackle. Blocked for the league's fifth-best rushing attack which averaged 159.9 yards per game. Helped create lanes for running back Benny LeMay to record a 1,000-yard season. Earned First Team All-C-USA recognition by Phil Steele and Second Team All-C-USA recognition by the league's coaches. Named Charlotte's Best Offensive Player for 2018 by SB Nation.
- As a junior (2017), started all 12 games at right guard. Helped the 49ers rushing offense rank eighth in C-USA, averaging 166.2 yards per game. Was part of an offensive line that ranked fifth in sacks allowed with 22. Earned Honorable Mention All-C-USA honors.
- As a sophomore (2016), saw action in nine games with eight starts at right guard and helped the 49ers run game rank sixth in C-USA averaging 176.2 yards per game. Earned Honorable Mention All-C-USA honors.
- As a freshman (2015), appeared in all 12 games with 10 starts at right guard.
- Redshirted in 2014.
- Majored in Africana studies and minored in American studies at Charlotte.

PERSONAL:

- Attended Stone Bridge (Va.) High School and was a first team all-state and 5A North All-Region First Team lineman. Davis was a four-year letterman in high school.
- Helped lead the Bulldogs to a Liberty District Championship as a senior in 2014.
- In 2013, he was named team MVP, captain, and first team All-Liberty conference en route to helping the Bulldogs win the Virginia AAA Div. 5 Championship.
- Has one older sister, Kimberley.
- Son of Ken and Natalie Davis.
- Follow Davis on Twitter at @Nate_Davis73.
- Follow Davis on Instagram at @Nate.Davis64.
- List of favorites: (TV show) "Black-ish"; (movie) "The Dark Knight"; (musician) Drake; (food) chicken wings; and (dessert) ice cream.

- Born Nathaniel Matthew Eugene Davis on Sept. 23, 1996 in York, Maine.

NATE DAVIS' NFL STATISTICS

REGULAR SEASON

Year	Team	GP	GS
2019	Tennessee	13	12
2020	Tennessee	16	16
2021	Tennessee	14	14
2022	Tennessee	7	7
NFL Totals		50	49

PLAYOFFS

Year	Team	GP	GS
2019	Tennessee	3	3
2020	Tennessee	1	1
2021	Tennessee	1	1
NFL Totals		5	5

Starts Breakdown:

2019 - RG 12 (Playoffs - RG 3); 2020 - RG 16 (Playoffs - RG 1); 2021 - RG 14 (Playoffs - RG 1); **2022 - RG 7**


Additional Career Statistics

Misc. Tackles - 3 (2019), 1 (2021)



48 BUD DUPREE

**OUTSIDE LINEBACKER • 6'4" • 269 LBS • COLLEGE: KENTUCKY
ACQUIRED: UNRESTRICTED FREE AGENT (PIT) - 2021
NFL EXPERIENCE (NFL/TITANS): 8/2 • HOMETOWN: IRWINTON, GA.
GAMES PLAYED/GAMES STARTED: 98/78 (PLAYOFFS: 7/6)**



PRO: The Titans entered the 2021 NFL free agency period looking to add pass rushing talent and an edge presence from the outside linebacker spot in their 3-4 defensive alignment. The club found just that when they signed veteran Bud Dupree as an unrestricted free agent on March 19, 2021. The 6-foot-4-inch, 269-pounder returned from a season-ending injury with the Pittsburgh Steelers in 2020 to play in 11 games with six starts and totaled 17 tackles, three sacks, 15 quarterback pressures and one forced fumble during his first season in Tennessee. Prior to joining the Titans, Dupree registered 39.5 career sacks and 64 quarterback hits in six seasons (2015-20) with the Steelers. The University of Kentucky product was originally drafted by the Steelers in the first round (22nd overall) of the 2015 NFL Draft.

CAREER HIGHLIGHTS:

- In 2021, Dupree posted a single-game postseason career-best with one sack.
- In 2019, Dupree set a single-season career-high and ranked tied for ninth in the NFL with 11.5 sacks. He also set a single-season career-high and ranked tied for fourth in the NFL with 16 tackles for loss.
- In 2018, Dupree collected 42 tackles, 5.5 sacks, 13 quarterback hits, three passes defended, a forced fumble and an interception returned for a touchdown.
- Dupree finished his Steelers career with 39.5 sacks, which is the 10th most in franchise history.

TITANS TIDBITS:

- During the offseason, Dupree hosts an annual charity weekend in his home state of Georgia with the aim of raising money to alleviate families of financial burdens when a child is facing medical issues. Events include a celebrity basketball game, which has included members of the Harlem Globetrotters, as well as 'Riding for a Cause,' which in one year alone raised \$30,000 for Macon Children's Hospital and single-mother homes. The weekend began in his home county, Wilkinson County, but as participated grew, Dupree relocated the weekend to Macon, Ga.
- Dupree has a street named after him, Bud Dupree Drive, in his hometown of Toombsboro, Ga.
- Dupree wore uniform No. 2 at the University of Kentucky because: "I'm trying to be No. 1, but I am working like I am No. 2."

CAREER TRANSACTIONS:

- The Irwinton, Ga., native was selected by the Pittsburgh Steelers in the first round (22nd overall) of the 2015 NFL Draft.
- Signed by the Steelers as the franchise tag player on April 23, 2020.
- Signed by the Titans as an unrestricted free agent on March 19, 2021.

SEASON RECAPS:

- 2022 (6/6 - Tennessee):** Ranks fourth on the squad with 19 quarterback pressures. Has led or tied for the team lead in quarterback pressures twice in 2022 (vs. NYG, vs. IND). Has tied for the team in sacks twice in 2022 (vs. IND, at HOU).
- Against N.Y. Giants (9/11), posted a sack, a fumble recovery and tied for the team lead with six quarterback pressures. Dropped Daniel Jones for a six-yard sack in the first quarter. Recovered a Daniel Jones fumble that was forced by a Jeffery Simmons' strip-sack in the second stanza.
 - At Buffalo (9/19), collected a quarterback pressure before leaving the game with an injury in the second quarter.
 - Against Las Vegas (9/25), was inactive.
 - At Indianapolis (10/2), tallied a tackle and a fumble recovery before

leaving the game in the first quarter with an injury. Scooped up a Matt Ryan fumble at the Colts' 32-yard line after a strip-sack by Denico Autry on third-and-15 in the first stanza.

- At Washington (10/9), was inactive.
- Against Indianapolis (10/23), started at outside linebacker and registered three tackles, including a sack and a team-high eight quarterback pressures. Ended a Colts' drive by sacking Matt Ryan for a three-yard loss on third-and-five early in the fourth quarter.
- At Houston (10/30), notched two tackles, including a sack and three quarterback pressures. Combined with Zach Cunningham to stuff Dameon Pierce for no gain on a rush off right tackle in the first quarter. Forced a Texans' field goal after a Titans' turnover deep in their own territory by dropping Davis Mills for a 13-yard sack on third-and-10 in the second quarter.
- At Kansas City (11/6), started at linebacker and produced a tackle and a quarterback pressure before leaving the game in the third quarter with an injury. Combined with Zach Cunningham to drop Clyde Edwards-Helaire for no gain on a rush off left guard in the first quarter.
- Against Denver (11/13), was inactive.

2021 (11/6, 1/0 - Tennessee): Played in 11 games with six starts at outside linebacker in his first season with the Titans. Ranked fourth on the team with three sacks and fifth on the squad with 15 quarterback pressures. Notched 17 tackles, including two stops for loss, a pass defended and a forced fumble. Was inactive for two games and did not play in another contest. Placed on injured reserve on Nov. 20 and missed three games before being activated from injured reserve designated to return on Dec. 18. Saw action as a reserve in the postseason contest and registered two tackles, including a sack and two quarterback pressures. Tied for the team lead in sacks twice in 2021 (at PIT, vs. SF). Tied for the team lead in passes defended once in 2021 (vs. BUF).

- Against Arizona (9/12), made his Titans debut as a starter at outside linebacker. Collected a solo tackle and a quarterback pressure.
- Against Buffalo (10/18), saw significant action as a reserve at outside linebacker and registered two tackles, a quarterback pressure and a pass defended. Batted back a pass intended for Cole Beasley in the fourth quarter.
- Against Kansas City (10/24), played as a reserve at outside linebacker and collected a sack, a forced fumble and two quarterback pressures. Ended the Chiefs' first possession by dropping Patrick Mahomes for a seven-yard sack and forcing a fumble that was recovered by Kansas City on third-and-seven in the first quarter.
- At Indianapolis (10/31), saw significant action as a reserve at outside linebacker and posted two tackles and a quarterback pressure. Pressured Carson Wentz causing him to throw a pick-six to Elijah Molden late in the fourth quarter.
- At L.A. Rams (11/7), played as a reserve at outside linebacker and tallied a quarterback pressure. Ended a Rams' drive by pressuring Matthew Stafford and causing an errant throw on fourth-and-one in the fourth quarter.
- At Pittsburgh (12/19), started at outside linebacker against his former team and notched two tackles, including a sack and two quarterback pressures. Dropped Ben Roethlisberger for a nine-yard sack early in the third quarter.
- Against San Francisco (12/23), started at outside linebacker and tallied four tackles, including a sack and two quarterback pressures. Stonewalled Jeff Wilson Jr. for no gain on a rush off right end in the second stanza. Dropped Jimmy Garoppolo for a nine-yard sack early in the fourth quarter.
- At Houston (1/9), started at outside linebacker and compiled three tackles

and two quarterback pressures. Combined with Larrell Murchison to stop David Johnson for no gain on a rush off left guard in the first quarter.

- Against Cincinnati (1/22), saw significant action as a reserve at outside linebacker and posted two tackles, including a sack and two quarterback pressures. Ended a Bengals' drive by dropping Joe Burrow for a 16-yard sack on third-and-three in the fourth quarter.

2020 (11/11, 0/0 - Pittsburgh): Started 11 games before an injury ended his season. Posted 31 tackles and ranked second on the team in forced fumbles (two), third in sacks (eight), fourth in tackles for loss (eight) and fourth in quarterback hits (15). Placed on injured reserve on Dec. 3.

- At N.Y. Giants (9/14), finished the game with four tackles, two tackles for loss, a quarterback hit and a pass defended. Deflected a pass from Daniel Jones that was picked off in the end zone by Cameron Heyward.

- Against Denver (9/20), registered two tackles, three quarterback hits and strip-sacked Drew Lock in the first quarter, which resulted in a Steelers' takeaway and led to a touchdown for Pittsburgh on the ensuing drive.

- Against Houston (9/27), recorded two tackles, 1.5 sacks and two quarterback hits. Collected his fourth multi-sack game of his career.

- Against Philadelphia (10/11), registered two tackles, two quarterback hits and split a sack of Carson Wentz with Stephon Tuitt.

- Against Cleveland (10/18), registered the fifth multi-sack game of his career, taking down Baker Mayfield twice. Surpassed Kevin Greene and Lawrence Timmons to take over 10th-place on the Steelers' all-time sacks list.

- At Baltimore (11/1), registered four solo tackles and strip-sacked Lamar Jackson in the first quarter at the Steelers' 13-yard line.

- Against Cincinnati (11/15), notched three tackles, two quarterback hits, a tackle for loss and a sack. Sacked Joe Burrow for a seven-yard loss in the fourth quarter on third down.

- At Jacksonville (11/22), posted three tackles, two quarterback hits, a tackle for loss and a nine-yard sack of Jake Luton.

- Against Baltimore (12/2), recorded five solo tackles and two tackles for loss. Left the game in the fourth quarter with an injury and did not return.

2019 (16/16 - Pittsburgh): Started all 16 games for the first time in his career and recorded career-highs in tackles (68), solo tackles (49), sacks (11.5 – marking his first career double-digit sack season), quarterback hits (17), tackles for loss (16), passes defended (three – tied in 2018), forced fumbles (four) and fumble recoveries (two). Ranked either first or second on the team in sacks (second), tackles for loss (first) and forced fumbles (second). His 11.5 sacks ranked ninth in the NFL in 2019. His 16 tackles for loss ranked fourth in the NFL in 2019. T.J. Watt (14.5) and Dupree (11.5) were one of three duos in the NFL with at least 11.5 sacks apiece in 2019. Watt and Dupree along with Aaron Donald and Dante Fowler were the only two sets of teammates in the NFL with at least 11.5 sacks, 16 quarterback hits and 14 tackles for loss apiece in 2019. Watt and Dupree became the sixth Steelers tandem in franchise history with 10 or more sacks in a single season and first since James Harrison (10.5) and LaMarr Woodley (10.0) in 2010.

- At New England (9/8), registered a seven-yard sack of Tom Brady in the third quarter and registered four solo tackles, including two tackles for loss.

- Against Cincinnati (9/30), posted six tackles and recorded a strip-sack of Andy Dalton that was recovered by T.J. Watt in the second quarter.

- Against Baltimore (10/6), produced five tackles and recorded a sack for the second week in a row, taking down Lamar Jackson in overtime to set up third-and-long for the Ravens.

- Against Miami (10/28), tallied five tackles and sacked Ryan Fitzpatrick in the second quarter.

- Against Indianapolis (11/3), recorded three solo tackles, three quarterback hits, two sacks, two tackles for loss, a forced fumble and a fumble recovery. Became the fourth player in the NFL this season to have at least two sacks, a forced fumble, a fumble recovery and three quarterback hits in the same game (joining Chandler Jones, Arizona; Nick Bosa, San Francisco; and teammate T.J. Watt). Recorded the second multiple sack game of his career (had 2.5 sacks at Buffalo on Dec. 11, 2016).

- At Cleveland (11/14), recorded four tackles, including two tackles for loss.

- At Cincinnati (11/24), posted two solo tackles, a tackle for loss and strip-sacked Ryan Finley, recovering his own forced fumble, within three minutes of the end of the game to seal the Steelers' win.

- Against Cleveland (12/1), registered six tackles, 1.5 sacks, two quarterback hits, a pass defended and a forced fumble.

- At Arizona (12/8), posted five tackles, three tackles for loss and a four-yard sack of Kyler Murray.

- At N.Y. Jets (12/22), tallied seven tackles, with two tackles for loss and

added a one-yard sack of Sam Darnold, registering the first double-digit sack season of his NFL career.

- At Baltimore (12/29), registered four solo tackles with a tackle for loss, two quarterback hits and a sack of Robert Griffin III.

2018 (16/15 - Pittsburgh): Played in all 16 games with 15 starts and recorded a then career-high 42 tackles. Added 5.5 sacks, 13 quarterback hits, three passes defended, a forced fumble and an interception, which he returned for a touchdown.

- At Cleveland (9/9), registered a sack and forced fumble on Tyrod Taylor on the final play of the first half.

- At Tampa Bay (9/24), picked off Ryan Fitzpatrick in the second quarter and returned the first interception of his NFL career 10 yards for a touchdown. Added a four-yard sack in the third quarter.

- Against Baltimore (9/30), sacked Joe Flacco in the second quarter for a six-yard loss.

- At Baltimore (11/4), split a sack with Vince Williams of Joe Flacco in the third quarter.

- Against Carolina (11/8), brought down Cam Newton for an 11-yard sack in the third quarter.

- At Oakland (12/9), recorded five tackles and brought down Derek Carr for a seven-yard sack, the 20th of his NFL career.

2017 (15/15, 1/1 - Pittsburgh): Started 15 games at outside linebacker and recorded 40 tackles and a then career-high six sacks. Added seven quarterback hits, a pass defended and a fumble recovery. Was inactive for the regular season opener. Started the postseason contest and tallied four tackles.

- Against Minnesota (9/17), made his season debut and recorded a sack of Case Keenum for a loss of 11 yards.

- Against Cincinnati (10/22), posted his third sack of the season, bringing down Andy Dalton for a loss of 13 yards in the fourth quarter.

- At Indianapolis (11/12), totaled four tackles, a 13-yard sack of Jacoby Brissett and three tackles for loss.

- At Cincinnati (12/4), established a single-season career high with his fifth sack, bringing down Andy Dalton in the fourth quarter.

- At Houston (12/25), made six tackles and recovered a fumble forced by Cameron Heyward in the second quarter, the first defensive fumble recovery of his NFL career.

2016 (7/4, 3/3 - Pittsburgh): Saw action in seven games with four starts and posted 24 tackles, 4.5 sacks, six quarterback hits, a forced fumble and a pass defended. Was activated from the team's reserve/injured; designated for return list on Nov. 19. Led all AFC linebackers with 4.5 sacks in December/January. Started all three postseason contests and recorded 15 tackles, a half sack and a pass defended.

- At Buffalo (12/11), made his first start of the season and recorded his first career multi-sack game (2.5), taking down Tyrod Taylor.

- Against Baltimore (12/25), collected four tackles, including a six-yard sack of Joe Flacco.

- Against Cleveland (1/1), recorded a sack and forced fumble on Robert Griffin III.

- Against Miami (1/8), split a sack with James Harrison in the AFC Wild Card game.

2015 (16/5, 2/2 - Pittsburgh): Played in all 16 games with five starts as a rookie and registered 26 tackles, four sacks, six quarterback hits and a pass defended. His four sacks tied for fifth among NFL rookies. Became the first rookie since 2013 to record at least one sack in each of his first two NFL games. Started both postseason contests and collected six tackles. Earned the Joe Greene Great Performance Award given annually to the Steelers' top rookie. Named to Gil Brandt's 2015 NFL All-Rookie Team and was selected to the PFWA's All-AFC Team.

- At New England (9/10), made his NFL debut, recording his first career sack on Tom Brady in the first quarter.

- Against San Francisco (9/20), recorded his second sack of the season becoming the first Steelers rookie to have sacks in back-to-back games since 2007 (LaMarr Woodley).

- At San Diego (10/12), collected two tackles and sacked Philip Rivers for a four-yard loss.

- Against Cincinnati (11/1), brought down Andy Dalton for a sack, tying LaMarr Woodley for the third-most sacks by a Steelers rookie since sacks became an official statistic in 1982.

- At Seattle (11/29), made his first career NFL start at outside linebacker and posted a tackle.

COLLEGE:

- Played in 47 games with 38 starts at Kentucky (2011-14) and finished with 247 tackles, 23.5 sacks, 38.0 tackles for loss and four forced fumbles.
- Ranked second in Wildcat history at the time he left school with 23.5 career sacks.
- Earned All-SEC honorable mention each of his final three seasons (2012-14), playing both defensive end and linebacker throughout his Kentucky career. Finished in the top-10 in the SEC in quarterback sacks three straight years (2012-14).
- As a senior (2014), was voted team captain and started all 12 games. Notched 74 tackles, 12.5 tackles for loss, eight sacks and his first career interception which he returned for a game-winning touchdown.
- As a junior (2013), started all 11 games he played and finished second on the team with 61 tackles, adding a team-best 9.5 tackles for loss and seven sacks. Also forced two fumbles, had three quarterback hurries and a pass breakup. Had a tackle for loss or a sack in eight of the 11 games and finished the season sixth in the SEC in sacks.
- As a sophomore (2012), started all 12 games and totaled 91 tackles, which ranked 10th in the SEC. Posted 12.5 tackles for loss and 6.5 quarterback sacks, ranking seventh in the league in both categories.
- As a freshman (2011), played in all 12 games, starting the last three and recorded 21 tackles, 14 of which came in his three starting assignments. Collected 2.5 quarterback sacks, two pass breakups and a fumble recovery.
- Graduated with a degree in community and leadership development from Kentucky in 2015.

PERSONAL:

- Attended Wilkinson County (Irwinton, Ga.) High School and was a four-year starter at tight end and three-year starter at defensive end.
- As a senior, was named first team All-State as chosen by the Georgia Sports Writers Association and the Atlanta Journal-Constitution. Totaled more than 1,000 receiving yards with 10 touchdowns, to go along with 62 tackles and 10.0 quarterback sacks.
- His team went 11-3 his senior year and 10-4 as a sophomore, advancing to the Class-A state semifinals each season.
- Was also a basketball standout in high school, helping lead Wilkinson County to the Class-A state championship his senior year.
- Is a member of the Future Business Leaders of America.
- Follow Dupree on Twitter and Instagram at @Bud_Dupree.
- Born Alvin "Bud" Dupree, Jr. on Feb. 12, 1993 in Macon, Ga.

BUD DUPREE'S GAME-BY-GAME

2015 Pittsburgh Steelers

Date	Opp	W/L	P/S	Tot	Solo	Asst	Sk	- Yds	QBP	TFL	Int	- Yds	-TD	PD	FF	FR	- Yds	SpT
Sept 10	@ NE	L	p	2	2	0	1.0	0.0	1	0	0	0	0	0	0	0	0	0
Sept 20	SF	W	p	4	3	1	1.0	3.0	1	1	0	0	0	0	0	0	0	0
Sept 27	@ STL	W	p	2	0	2	0.0	0.0	0	0	0	0	0	0	0	0	0	0
Oct 1	Bal	L	p	3	2	1	0.0	0.0	0	0	0	0	0	0	0	0	0	0
Oct 12	@ SD	W	p	2	2	0	1.0	4.0	1	1	0	0	0	0	0	0	0	0
Oct 18	Ari	W	p	1	0	1	0.0	0.0	0	0	0	0	0	0	0	0	0	0
Oct 25	@ KC	L	p	1	1	0	0.0	0.0	0	1	0	0	0	1	0	0	0	0
Nov 1	Cin	L	p	1	1	0	1.0	0.0	1	0	0	0	0	0	0	0	0	0
Nov 8	Oak	W	p	0	0	0	0.0	0.0	0	0	0	0	0	0	0	0	0	0
Nov 15	Cle	W	p	3	2	1	0.0	0.0	1	0	0	0	0	0	0	0	0	0
Nov 29	@ Sea	L	S	1	1	0	0.0	0.0	0	1	0	0	0	0	0	0	0	0
Dec 6	Ind	W	S	1	1	0	0.0	0.0	0	0	0	0	0	0	0	0	0	0
Dec 13	@ Cin	W	S	1	0	1	0.0	0.0	1	0	0	0	0	0	0	0	0	0
Dec 20	Den	W	p	1	0	1	0.0	0.0	0	0	0	0	0	0	0	0	0	0
Dec 27	@ Bal	L	S	1	0	1	0.0	0.0	0	0	0	0	0	0	0	0	0	0
Jan 3	@ Cle	W	S	2	2	0	0.0	0.0	0	0	0	0	0	0	0	0	0	0
Totals		10-6	16/5	26	17	9	4.0	7.0	6	4	0	0	0	1	0	0	0	0

Playoffs

Jan 9	@ Cin	W	S	3	2	1	0.0	0.0	0	1	0	0	0	0	0	0	0	0
Jan 17	@ Den	L	S	3	2	1	0.0	0.0	0	1	0	0	0	0	0	0	0	0
Totals		1-1	2/2	6	4	2	0.0	0.0	0	2	0	0	0	0	0	0	0	0

2016 Pittsburgh Steelers

Date	Opp	W/L	P/S	Tot	Solo	Asst	Sk	- Yds	QBP	TFL	Int	- Yds	-TD	PD	FF	FR	- Yds	SpT
Activated from injured reserve/designated for return on Nov. 19																		
Nov 20	@ Cle	W	p	0	0	0	0.0	0.0	0	0	0	0	0	0	0	0	0	0
Nov 24	@ Ind	W	p	2	2	0	0.0	0.0	1	0	0	0	0	0	0	0	0	0
Dec 4	NYG	W	p	2	2	0	0.0	0.0	0	0	0	0	0	0	0	0	0	0
Dec 11	@ Buf	W	S	6	5	1	2.5	11.0	3	3	0	0	0	0	0	0	0	0
Dec 18	@ Cin	W	S	3	2	1	0.0	0.0	0	1	0	0	0	0	0	0	0	0
Dec 25	Bal	W	S	4	3	1	1.0	6.0	1	1	0	0	0	1	0	0	0	0
Jan 1	Cle	W	S	7	5	2	1.0	7.0	1	0	0	0	0	0	1	0	0	0
Totals		7-0	7/4	24	19	5	4.5	24.0	6	5	0	0	0	1	1	0	0	0

Playoffs

Jan 8	Mia	W	S	6	3	3	0.5	3.0	2	0	0	0	0	0	0	0	0	0
Jan 15	@ KC	W	S	4	4	0	0.0	0.0	1	0	0	0	0	0	1	0	0	0
Jan 22	@ NE	L	S	5	3	2	0.0	0.0	0	1	0	0	0	0	0	0	0	0
Totals		2-1	3/3	15	10	5	0.5	3.0	3	1	0	0	0	1	0	0	0	0

2017 Pittsburgh Steelers

Date	Opp	W/L	P/S	Tot	Solo	Asst	Sk	- Yds	QBP	TFL	Int	- Yds	-TD	PD	FF	FR	- Yds	SpT
Sept 10	@ Cle	W	IA															
Sept 17	Min	W	S	2	1	1	1.0	11.0	1	1	0	0	0	1	0	0	0	0
Sept 24	@ Chi	L	S	4	4	0	0.0	0.0	1	2	0	0	0	0	0	0	0	0
Oct 1	@ Bal	W	S	4	4	0	1.0	9.0	1	2	0	0	0	0	0	0	0	0
Oct 8	Jax	L	S	1	0	1	0.0	0.0	0	0	0	0	0	0	0	0	0	0
Oct 15	@ KC	W	S	1	1	0	0.0	0.0	0	0	0	0	0	0	0	0	0	0
Oct 22	Cin	W	S	3	1	2	1.0	13.0	1	1	0	0	0	0	0	0	0	0
Oct 29	@ Det	W	S	4	3	1	0.0	0.0	0	0	0	0	0	0	0	0	0	0
Nov 12	@ Ind	W	S	4	4	0	1.0	13.0	1	3	0	0	0	0	0	0	0	0
Nov 16	Ten	W	S	2	1	1	0.0	0.0	0	0	0	0	0	0	0	0	0	0
Nov 26	GB	W	S	4	3	1	0.0	0.0	0	0	0	0	0	0	0	0	0	0
Dec 4	@ Cin	W	S	2	1	1	1.0	3.0	1	1	0	0	0	0	0	0	0	0
Dec 10	Bal	W	S	1	1	0	0.0	0.0	0	0	0	0	0	0	0	0	0	0
Dec 17	NE	L	S	2	2	0	1.0	7.0	1	2	0	0	0	0	0	0	0	0
Dec 25	@ Hou	W	S	6	5	1	0.0	0.0	0	0	0	0	0	0	1	0	0	0
Dec 31	Cle	W	S	0	0	0	0.0	0.0	0	0	0	0	0	0	0	0	0	0
Totals		13-3	15/15	40	31	9	6.0	56.0	7	12	0	0	0	1	0	1	0	0

Playoffs

Jan 14	Jax	L	S	4	3	1	0.0	0.0	0	0	0	0	0	0	0	0	0	0
Totals		0-1	1/1	4	3	1	0.0	0.0	0	0	0	0	0	0	0	0	0	0

2018 Pittsburgh Steelers

Date	Opp	W/L	P/S	Tot	Solo	Asst	Sk	- Yds	QBP	TFL	Int	- Yds	-TD	PD	FF	FR	- Yds	SpT
Sept 9	@ Cle	T	S	5	4	1	1.0	8.0	2	1	0	0	0	2	1	0	0	0
Sept 16	KC	L	S	2	2	0	0.0	0.0	0	0	0	0	0	0	0	0	0	0
Sept 24	@ TB	W	S	3	2	1	1.0	4.0	3	1	1	10	1	1	0	0	0	0
Sept 30	Bal	L	S	1	1	0	1.0	6.0	1	1	0	0	0	0	0	0	0	0
Oct 7	Atl	W	S	6	3	3	0.0	0.0	0	1	0	0	0	0	0	0	0	0
Oct 14	@ Cin	W	S	2	2	0	0.0	0.0	0	0	0	0	0	0	0	0	0	0
Oct 28	Cle	W	S	4	1	3	0.0	0.0	2	0	0	0	0	0	0	0	0	0
Nov 4	@ Bal	W	S	1	0	1	0.5	3.5	1	0	0	0	0	0	0	0	0	0
Nov 8	Car	W	S	2	2	0	1.0	11.0	1	2	0	0	0	0	0	0	0	0
Nov 18	@ Jax	W	S	3	3	0	0.0	0.0	0	1	0	0	0	0	0	0	0	0
Nov 25	@ Den	L	S	0	0	0	0.0	0.0	0	0	0	0	0	0	0	0	0	0
Dec 2	LAC	L	S	4	3	1	0.0	0.0	1	1	0	0	0	0	0	0	0	0
Dec 9	@ Oak	L	S	4	2	2	1.0	7.0	0	0	0	0	0	0	0	0	0	0
Dec 16	NE	W	S	0	0	0	0.0	0.0	0	0	0	0	0	0	0	0	0	0
Dec 23	@ NO	L	p	2	2	0	0.0	0.0	1	0	0	0	0	0	0	0	0	0
Dec 30	Cin	W	S	3	3	0	0.0	0.0	1	0	0	0	0	0	0	0	0	0
Totals		9-6-1	16/15	42	30	12	5.5	39.5	13	8	1	10	1	3	1	0	0	0

2019 Pittsburgh Steelers

Date	Opp	W/L	P/S	Tot	Solo	Asst	Sk	- Yds	QBP	TFL	Int	- Yds	-TD	PD	FF	FR	- Yds	SpT	
Sept 8	@ NE	L	S	4	4	0	1.0	7.0	1	2	0	0	0	0	0	0	0	0	
Sept 15	Sea	L	S	4	2	2	0.0	0.0	2	0	0	0	0	0	0	0	0	0	
Sept 22	@ SF	L	S	3	3	0	0.0	0.0	1	1	0	0	0	0	1	0	0	0	
Sept 30	Cin	W	S	6	5	1	1.0	11.0	1	0	0	0	0	0	1	0	0	0	
Oct 6	Bal	L	S	5	4	1	1.0	4.0	1	1	0	0	0	1	0	0	0	0	
Oct 13	@ LAC	W	S	2	1	1	0.0	0.0	0	1	0	0	0	0	0	0	0	0	
Oct 28	Mia	W	S	5	3	2	1.0	0.0	1	1	0	0	0	0	0	0	0	0	
Nov 3	Ind	W	S	3	3	0	2.0	15.0	3	2	0	0	0	0	0	1	1	0	0
Nov 10	LAR	W	S	4	3	1	0.0	0.0	0	0	0	0	0	0	0	0	0	0	
Nov 14	@ Cle	L	S	6	4	2	0.0	0.0	0	2	0	0	0	0	0	0	0	0	
Nov 24	@ Cin	W	S	2	2	0	1.0	8.0	1	0	0	0	0	0	0	1	1	0	0
Dec 1	Cle	W	S	6	4	2	1.5	7.0	2	0	0	0	0	1	1	0	0	0	
Dec 8	@ Ari	W	S	5	4	1	1.0	4.0	1	3	0	0	0	0	0	0	0	0	
Dec 15	Buf	L	S	3	1	2	0.0	0.0	0	0	0	0	0	0	0	0	0	0	
Dec 22	@ NYJ	L	S	6	2	4	1.0	1.0	1	2	0								

BUD DUPREE'S NFL STATISTICS

REGULAR SEASON				TACKLES							INTERCEPTIONS					FUMBLES			
Year	Team	GP	GS	Tot	Solo	Asst	Sk	Yds	QBP	TFL	No	Yds	Lg	TD	PD	FF	FR	Yds	SpT
2015	Pittsburgh	16	5	26	17	9	4.0	7.0	6	4	0	0	0	0	1	0	0	0	0
2016	Pittsburgh	7	4	24	19	5	4.5	24.0	6	5	0	0	0	0	1	1	0	0	0
2017	Pittsburgh	15	15	40	31	9	6.0	56.0	7	12	0	0	0	0	1	0	1	0	0
2018	Pittsburgh	16	15	42	30	12	5.5	39.5	13	8	1	10	10t	1	3	1	0	0	0
2019	Pittsburgh	16	16	68	49	19	11.5	57.0	17	16	0	0	0	0	3	4	2	0	0
2020	Pittsburgh	11	11	31	23	8	8.0	46.0	15	8	0	0	0	0	2	2	0	0	0
2021	Tennessee	11	6	17	13	4	3.0	23.0	15	2	0	0	0	0	1	1	0	0	0
2022	Tennessee	6	6	8	5	3	3.0	22.0	19	3	0	0	0	0	1	0	2	0	0
NFL Totals		98	78	256	187	69	45.5	274.5	98	58	1	10	10t	1	13	9	5	0	0

PLAYOFFS				TACKLES							INTERCEPTIONS					FUMBLES			
Year	Team	GP	GS	Tot	Solo	Asst	Sk	Yds	QBP	TFL	No	Yds	Lg	TD	PD	FF	FR	Yds	SpT
2015	Pittsburgh	2	2	6	4	2	0.0	0.0	0	2	0	0	0	0	0	0	0	0	0
2016	Pittsburgh	3	3	15	10	5	0.5	3.0	3	1	0	0	0	0	1	0	0	0	0
2017	Pittsburgh	1	1	4	3	1	0.0	0.0	0	0	0	0	0	0	0	0	0	0	0
2021	Tennessee	1	0	2	2	0	1.0	16.0	2	1	0	0	0	0	0	0	0	0	0
NFL Totals		7	6	27	19	8	1.5	19.0	5	4	0	0	0	0	1	0	0	0	0

Single-Game Highs

Tackles - 7 vs. Cleveland (1/1/17)
 Sacks - 2.5 at Buffalo (12/11/16)
 Interceptions - 1 at Tampa Bay (9/24/18)
 Forced Fumbles - 1 (Nine times, last vs. Kansas City 10/24/21)
 Fumble Recovery - **1 (Five times, last vs. Indianapolis 10/2/22)**
 Passes Defensed - 2 at Cleveland (9/9/18)

Playoff Single-Game Highs

Tackles - 6 vs. Miami (1/8/17)
 Sacks - 1 vs. Cincinnati (1/22/22)
 Passes Defensed - 1 at Kansas City (1/15/17)

Additional Statistics

Touchdown - 1 (10-yard interception return at Tampa Bay, 9/24/18)



94 MARIO EDWARDS JR.

DEFENSIVE END • 6'3" • 280 LBS • COLLEGE: FLORIDA STATE

ACQUIRED: FREE AGENT - 2022

NFL EXPERIENCE (NFL/TITANS): 8/1 • HOMETOWN: DENTON, TEXAS

GAMES PLAYED/GAMES STARTED: 92/26 (PLAYOFFS: 3/1)



PRO: The Titans signed Mario Edwards Jr. prior to Week 4 of the 2022 campaign to add depth and experience to the defensive front. The 6-foot-3-inch, 280-pounder came to the Titans having collected 118 tackles, 16.5 sacks, five forced fumbles and four passes defended during seven NFL seasons with the Oakland Raiders (2015-17), N.Y. Giants (2018), New Orleans Saints (2019) and Chicago Bears (2020-21). The Florida State product has also spent time on the Jacksonville Jaguars' practice squad. Edwards Jr. originally entered the NFL as a second-round pick (35th overall) of the Raiders in the 2015 NFL Draft.

CAREER HIGHLIGHTS:

- In 2020, Edwards Jr. played in 15 games with the Bears and notched career-highs with four sacks and six tackles for loss.
- In 2015, Edwards Jr. was selected to Gil Brandt's NFL.com All-Rookie Team after posting 42 tackles, two sacks and three forced fumbles for the Raiders.

TITANS TIDBITS:

- Edwards' father, Mario Edwards Sr., also played football at Florida State and went on to play five NFL seasons as a cornerback, four with the Dallas Cowboys (2000-03) and one with the Tampa Bay Buccaneers (2004). The father and son duo both wore the same number (15) with the Seminoles.

CAREER TRANSACTIONS:

- The Denton, Texas, native was originally selected by the Oakland Raiders in the second round (35th overall) of the 2015 NFL Draft.
- Waived by the Raiders on Sept. 1, 2018.
- Claimed off waivers by the N.Y. Giants on Sept. 2, 2018.
- Signed by the New Orleans Saints as an unrestricted free agent on March 15, 2019.
- Released by the Saints on Sept. 5, 2020.
- Signed by the Chicago Bears as a free agent on Sept. 8, 2020.
- Released by the Bears on Aug. 30, 2022.
- Signed by the Jacksonville Jaguars to their practice squad on Sept. 4, 2022.
- Signed by the Titans to the team's active roster off of the Jaguars' practice squad on Sept. 26, 2022.

SEASON RECAPS:

2022 (6/1 - Tennessee): Has tied for the team lead in quarterback pressures once in 2022 (at KC).

- At Indianapolis (10/2), made his Titans debut as a reserve on the defensive front and tallied two tackles with three quarterback pressures. Helped limit Jonathan Taylor to just 42 rushing yards on 20 carries in the victory. Teamed with Dylan Cole to stuff Taylor for a one-yard loss on a rush off left tackle late in the opening stanza.
- At Washington (10/9), played as a reserve at defensive tackle and recorded a quarterback pressure.
- Against Indianapolis (10/23), saw action as a reserve on the defensive front and registered a tackle with two quarterback pressures. Stuffed Jonathan Taylor for no gain on a rush off left guard early in the fourth quarter.
- At Houston (10/30), played as a reserve on the defensive front and notched two quarterback pressures.
- At Kansas City (11/6), saw action as a reserve on the defensive front and produced two tackles, including a sack and a team-high-tying five quarterback pressures. Sacked Patrick Mahomes for a six-yard loss late in the third quarter.

- Against Denver (11/13), started on the defensive front for the first time with the Titans and posted four tackles, including a sack, three quarterback pressures and two tackles for loss. Halted a Broncos' drive by sacking Russell Wilson for a nine-yard loss on third-and-nine in the first quarter. Stonewalled Wilson for a two-yard loss on a rush off left end in the second stanza. Teamed with Denico Autry to stuff Latavius Murray for no gain on a rush up the middle in the second stanza.

2021 (12/1 - Chicago): Played in 12 contests with one start and registered eight tackles, two sacks, five quarterback hits and a pass defended.

- At Cleveland (9/26), registered three tackles, including a sack and a half of Baker Mayfield, a stop for loss and a quarterback hit.
- At Minnesota (1/9), collected a tackle and a half sack of Kirk Cousins.

2020 (15/0, 1/0 - Chicago): Played in 15 games as a reserve in his first season with the Bears and tied for third on the team with a career-best four sacks and finished fifth on the squad with six tackles for loss. Totaled 15 tackles, seven quarterback pressures and a pass defended. Was inactive for the regular season opener.

- At Carolina (10/18), posted two tackles with a three-yard sack of Teddy Bridgewater.
- At Tennessee (11/8), notched two tackles, including a six-yard sack of Ryan Tannehill.
- Against Houston (12/13), collected a career-high two sacks for minus-27 yards in the Week 14 win over the Texans.
- At New Orleans (1/10), recorded four tackles, two stops for loss and a quarterback hit in the Wild Card playoff game.

2019 (14/0, 1/0 - New Orleans): Played in 14 games as a reserve in his only season with the Saints and recorded eight tackles, including three sacks and a forced fumble. Was inactive for two contests.

- Against Carolina (11/24), had his first sack as a member of the Saints and also had a quarterback hit and a forced fumble. Dropped Kyle Allen for an eight-yard sack forcing a fumble with 4:36 to play in the second quarter.
- Against San Francisco (12/8), notched his second sack of the season dropping Jimmy Garoppolo for a 10-yard loss.

2018 (15/0 - N.Y. Giants): Saw action in 15 games as a reserve in his only season with the Giants. Notched 14 tackles, two sacks, three stops for loss and a forced fumble. Was inactive for the regular season finale.

- At Houston (9/23), registered a solo tackle and a sack for a 10-yard loss.
- Against Tampa Bay (11/18), contributed two solo tackles and one forced fumble on the defensive line.
- At Philadelphia (11/25), had a solo tackle and a sack for a loss of seven yards.

2017 (14/14 - Oakland): Started all 14 games he played in and posted 23 tackles and a then career-high 3.5 sacks. Was inactive for two contests.

- At Tennessee (9/10), started and recorded his first sack of the year, combining with Justin Ellis to take down Marcus Mariota for a one-yard loss.
- Against the N.Y. Jets (9/17), recorded a tackle and added a then career-high 1.5 sacks. Sacked Josh McCown for a one-yard loss in the first quarter and split a takedown of McCown with Denico Autry in the third quarter, dropping McCown for a four-yard loss.
- At Denver (10/1), recorded his third sack of the season, marking a single-season career high, as he took down Trevor Siemian for a 10-yard loss.
- At Miami (11/5), recorded two tackles and a half-sack, marking a single-season career-high of 3.5 sacks. Split a sack of Jay Cutler with Bruce

MARIO EDWARDS JR.'S NFL STATISTICS

REGULAR SEASON		TACKLES									INTERCEPTIONS					FUMBLES			
Year	Team	GP	GS	Tot	Solo	Asst	Sk	Yds	QBP	TFL	No	Yds	Lg	TD	PD	FF	FR	Yds	SpT
2015	Oakland	14	10	42	33	9	2.0	10.0	6	3	0	0	0	0	2	3	0	0	0
2016	Oakland	2	0	2	1	1	0.0	0.0	0	0	0	0	0	0	0	0	0	0	0
2017	Oakland	14	14	27	19	8	3.5	14.5	9	4	0	0	0	0	0	0	0	0	0
2018	N.Y. Giants	15	0	14	12	2	2.0	17.0	5	3	0	0	0	0	0	1	0	0	0
2019	New Orleans	14	0	8	6	2	3.0	22.0	3	2	0	0	0	0	0	1	0	0	0
2020	Chicago	15	0	17	11	6	4.0	36.0	7	6	0	0	0	0	1	0	0	0	0
2021	Chicago	12	1	8	2	6	2.0	16.0	5	1	0	0	0	0	1	0	0	0	0
2022	Tennessee	6	1	9	6	3	2.0	15.0	16	3	0	0	0	0	0	0	0	0	0
NFL Totals		92	26	127	90	37	18.5	130.5	51	22	0	0	0	0	4	5	0	0	0

PLAYOFFS		TACKLES									INTERCEPTIONS					FUMBLES			
Year	Team	GP	GS	Tot	Solo	Asst	Sk	Yds	QBP	TFL	No	Yds	Lg	TD	PD	FF	FR	Yds	SpT
2016	Oakland	1	1	3	3	0	0.0	0.0	0	0	0	0	0	0	0	0	0	0	0
2019	New Orleans	1	0	2	1	1	0.0	0.0	0	1	0	0	0	0	0	0	0	0	0
2020	Chicago	1	0	4	4	0	0.0	0.0	1	2	0	0	0	0	0	0	0	0	0
NFL Totals		3	1	9	8	1	0.0	0.0	1	3	0	0	0	0	0	0	0	0	0

Single-Game Highs

Tackles - 11 vs. Minnesota (11/15/15)

Sacks - 2 vs. Houston (12/13/20)

Tackles for Loss - **2 (Four times, last vs. Denver 11/13/22)**

Forced Fumbles - 1 (Five times, last vs. Carolina 11/24/19)

Pass Defensed - 1 (Four times, last at Tampa Bay 10/24/21)

Playoff Single-Game Highs

Tackles - 4 at New Orleans (1/10/21)

Tackles for Loss - 2 at New Orleans (1/10/21)



3 CALEB FARLEY

CORNERBACK • 6'2" • 197 LBS • COLLEGE: VIRGINIA TECH
ACQUIRED: 1ST ROUND - 2021 • NFL EXPERIENCE (NFL/TITANS): 2/2
HOMETOWN: MAIDEN, N.C.
GAMES PLAYED/GAMES STARTED: 12/2 (PLAYOFFS: 0/0)



PRO: The Titans selected Caleb Farley with the 22nd overall pick in the first round of the 2021 NFL Draft. The 6-foot-2 inch, 197-pound defender possesses a rare combination of size and speed for an athlete at his position. The Maiden, N.C., native appeared in three contests with one start during his rookie campaign, totaling four tackles and one pass defended before suffering a season-ending injury.

CAREER HIGHLIGHTS:

- As a rookie in 2021, Farley saw action in three contests and made his first career start. He totaled four tackles and one pass defended before suffering a season-ending injury.
- In 2019, Farley's final season at Virginia Tech, he was named first team All-ACC after he led the conference with 16 passes defended. His four interceptions tied for second place in the conference.
- Farley intercepted two passes in his first collegiate game—and his first game ever playing cornerback—at Florida State on Sept. 3, 2018.

TITANS TIDBITS:

- Farley credits his late mother, Robin Farley, for instilling in him the faith that has carried him through hard times. Robin lost her life to breast cancer on Jan. 2, 2018, but not before providing him lessons that continue to instruct his life. "She filled my heart with the love of God," Caleb says, "and that's why I am where I am today."
- Farley only began playing cornerback as a redshirt freshman at Virginia Tech after switching from wide receiver. He took to his new position quickly, intercepting six passes in 24 games with the Hokies.
- Growing up he was a big fan of boxer Floyd Mayweather and made it a point to watch all of Mayweather's fights.
- Farley was the third Virginia Tech cornerback selected in the first round in the NFL's "common draft" era (since 1967), joining DeAngelo Hall (2004) and Kyle Fuller (2014). At the age of nine, he met Hall at a youth track-and-field event and got Hall to sign one of the medals he won. He still has the memento.
- Farley is a movie buff. His favorites include "Braveheart," "Troy" and "The Count of Monte Cristo."
- In 2021, Farley made a "childhood dream" come true when he surprised his grandmother by gifting her a new car.

CAREER TRANSACTIONS:

- The Maiden, N.C., native was selected by the Titans in the first round (22nd overall) of the 2021 NFL Draft.

SEASON RECAPS:

2022 (9/1):

- Against N.Y. Giants (9/11), played as a reserve at cornerback and posted a tackle.
- At Buffalo (9/19), started at cornerback and collected four tackles. Teamed with Zach Cunningham to stop James Cook for no gain on a rush off left end late in the opening stanza.
- Against Las Vegas (9/25), played as a reserve on special teams.
- At Indianapolis (10/2), saw action as a reserve at cornerback and tied a career-high with four tackles.
- At Washington (10/9), played as a reserve at cornerback and recorded a tackle.
- Against Indianapolis (10/23), saw limited action as a reserve on special teams.
- At Houston (10/30), played as a reserve on special teams.

- At Kansas City (11/6), saw action as a reserve on special teams.
- Against Denver (11/13), played as a reserve on special teams before leaving the game in the third quarter with an injury.

2021 (3/1): Played in three games with a start at cornerback during his rookie campaign and collected four tackles and a pass defended. Was inactive for three contests. Placed on injured reserve on Oct. 19 and missed the final 11 regular season games and the postseason contest. Made his NFL debut against Arizona (9/12/21). Made his first career start against Buffalo (10/18/21).

- Against Arizona (9/12), saw action in his first NFL contest as a reserve at cornerback and on special teams.
- At Jacksonville (10/10), saw significant action as a reserve at cornerback and compiled two tackles and a pass defended. Broke up a pass intended for Laviska Shenault Jr. late in the fourth quarter.
- Against Buffalo (10/18), made his first career start at cornerback and registered two tackles before leaving the game in the second quarter with an injury.

COLLEGE:

- During two seasons at Virginia Tech, Farley appeared in 24 games with 23 starts, seeing action in his redshirt sophomore and redshirt junior campaigns. His career totals included six interceptions, 25 passes defended, 56 tackles, one sack, two quarterback hits and seven kickoff returns for 152 yards (21.7 avg.). He was a medical redshirt as a true freshman and opted out of the 2020 campaign due to COVID-19 concerns.
- As a redshirt junior (2020), opted out of the season during the COVID-19 pandemic.
- As a redshirt sophomore (2019), started all 11 games in which he appeared. Named first team All-ACC after leading the conference with 16 passes defended and tying for second in the conference with four interceptions. Also totaled 20 tackles and a quarterback hit.
- As a redshirt freshman (2018), appeared in 13 games with 12 starts. Earned honorable mention for the Mayo Clinic Comeback Player of the Year Award. Registered 36 tackles, one tackle for loss, one sack, two interceptions, nine passes defended and one quarterback hit. Also added seven kickoff returns for 152 total yards (21.7 avg.).
- As a true freshman (2017), redshirted.
- Majored in communication studies at Virginia Tech.

PERSONAL:

- Attended Maiden (N.C.) High School, where he played quarterback for the Blue Devils. His 124 career touchdowns ranked sixth in the state's record book at the time of his graduation.
- As a senior in 2016, he was named the Southern District 7 Player of the Year. Earned second team All-State honors and set a Maiden school record for rushing in a single season with 2,574 yards. Rushed for 37 touchdowns in addition to his 1,776 passing yards and 21 passing touchdowns. His 58 total touchdowns in a single season ranked third in North Carolina history. Set the state record for touchdowns in a game twice, in back-to-back games, with eight in each contest.
- As a junior, passed for 1,831 yards and 20 touchdowns and rushed for 1,534 yards and 18 touchdowns.
- Also participated in track and field (100, 200, 4x100, long jump) and basketball (point guard).
- Follow Farley on Twitter at @IamCalebFarley and on Instagram at @cr_farley.

- Son of Robert and the late Robin Farley.
- Has a dog, a Presa Canario named Legend.
- Has one brother, Joshua, who competed in track and field at Appalachian State.
- Born Caleb Ray Farley on Nov. 2, 1998 in Maiden, N.C.

CALEB FARLEY'S GAME-BY-GAME

2021 Tennessee Titans

Date	Opp	W/L	P/S	Tot	Solo	Asst	Sk	- Yds	QBP	TFL	Int	- Yds	-TD	PD	FF	FR	- Yds	SpT	
Sept 12	Ari	L	p	0	0	0	0.0	0.0	0	0	0	0	0	0	0	0	0	0	
Sept 19	@ Sea	W	IA																
Sept 26	Ind	W	IA																
Oct 3	@ NYJ	L	IA																
Oct 10	@ Jax	W	p	2	2	0	0.0	0.0	0	0	0	0	0	1	0	0	0	0	
Oct 18	Buf	W	S	2	2	0	0.0	0.0	0	0	0	0	0	0	0	0	0	0	
Oct 24	KC			Placed on injured reserve on Oct. 19															
Totals		4-2	3/1	4	4	0	0.0	0.0	0	0	0	0	0	1	0	0	0	0	

Dec 4	@ Phi																	
Dec 11	Jax																	
Dec 18	@ LAC																	
Dec 24	Hou																	
Dec 29	Dal																	
Jan 7/8	@ Jax																	
Totals		6-3	9/1	10	9	1	0.0	0.0	0	0	0	0	0	0	0	0	0	0

2022 Tennessee Titans

Date	Opp	W/L	P/S	Tot	Solo	Asst	Sk	- Yds	QBP	TFL	Int	- Yds	-TD	PD	FF	FR	- Yds	SpT
Sept 11	NYG	L	p	1	1	0	0.0	0.0	0	0	0	0	0	0	0	0	0	0
Sept 19	@ Buf	L	S	4	3	1	0.0	0.0	0	0	0	0	0	0	0	0	0	0
Sept 25	LV	W	p	0	0	0	0.0	0.0	0	0	0	0	0	0	0	0	0	0
Oct 2	@ Ind	W	p	4	4	0	0.0	0.0	0	0	0	0	0	0	0	0	0	0
Oct 9	@ Was	W	p	1	1	0	0.0	0.0	0	0	0	0	0	0	0	0	0	0
Oct 23	Ind	W	p	0	0	0	0.0	0.0	0	0	0	0	0	0	0	0	0	0
Oct 30	@ Hou	W	p	0	0	0	0.0	0.0	0	0	0	0	0	0	0	0	0	0
Nov 6	@ KC	L	p	0	0	0	0.0	0.0	0	0	0	0	0	0	0	0	0	0
Nov 13	Den	W	p	0	0	0	0.0	0.0	0	0	0	0	0	0	0	0	0	0
Nov 17	@ GB																	
Nov 27	Cin																	

CALEB FARLEY'S NFL STATISTICS

REGULAR SEASON		TACKLES										INTERCEPTIONS					FUMBLES			
Year	Team	GP	GS	Tot	Solo	Asst	Sk	Yds	QBP	TFL	No	Yds	Lg	TD	PD	FF	FR	Yds	SpT	
2021	Tennessee	3	1	4	4	0	0.0	0.0	0	0	0	0	0	0	1	0	0	0	0	
2022	Tennessee	9	1	10	9	1	0.0	0.0	0	0	0	0	0	0	0	0	0	0	0	
NFL Totals		12	2	14	13	1	0.0	0.0	0	0	0	0	0	1	0	0	0	0	0	

Single-Game Highs


Tackles - 4 (Twice, last at Indianapolis 10/2/22)

Passes Defensed - 1 at Jacksonville (10/10/21)



26 KRISTIAN FULTON

CORNERBACK • 5'11" • 197 LBS • COLLEGE: LOUISIANA STATE
ACQUIRED: 2ND ROUND - 2020 • NFL EXPERIENCE (NFL/TITANS): 3/3
HOMETOWN: NEW ORLEANS, LA.
GAMES PLAYED/GAMES STARTED: 26/22 (PLAYOFFS: 2/1)



PRO: The Titans selected Kristian Fulton with the 61st overall pick in the second round of the 2020 NFL Draft. The 5-foot-11 inch, 197-pound defender displays excellent speed when defending vertical routes and has the versatility to play both outside and in the slot. In his first two NFL seasons, Fulton appeared in 19 games with 15 starts and tallied 56 tackles, one sack, three interceptions and 15 passes defended. The New Orleans, La., native helped guide Louisiana State to a CFP National Championship title as a senior in 2019.

CAREER HIGHLIGHTS:

- In 2021, Fulton recorded career-highs in games played (13), games started (13), tackles (40), interceptions (2), and led the team in passes defended (14), which also tied for 11th place in the NFL.

TITANS TIDBITS:

- Fulton and his older brother, Keith, opened an urban-wear boutique in Nashville called "The Trenches," in March 2021. The store, which is located on Buchanan Street, features a unique blend of fashion, footwear and art. None of the clothing brands in The Trenches are mainstream names. Instead, the store features rising designers from New Orleans and other cities across the country. A large variety of sneakers make up another part of the boutique's unique formula.
- Fulton's older brother, Keith, played wide receiver at Louisiana State. Kristian and Keith were teammates in 2018.
- Fulton wears jersey No. 26 to fuel his competitive fire. "It just reminds me every day that I had eight corners selected before me," Fulton told the Official Titans Podcast. Two plus six equals eight, "So, if you add it up, it's a reminder for me every day."
- His grandfather, Louis Fulton, passed away from coronavirus complications on April 6, 2020, just 18 days before Fulton was drafted.
- Fulton was college roommates with current Titans wide receiver Racey McMath while they were at Louisiana State.

CAREER TRANSACTIONS:

- The New Orleans, La., native was selected by the Titans in the second round (61st overall) of the 2020 NFL Draft.

SEASON RECAPS:

2022 (7/7): Tied for the team lead with five passes defended. Has led or tied for the team lead in passes defended three times in 2022 (vs. LV, at HOU, at KC).

- Against N.Y. Giants (9/11), posted a career-high six tackles and a forced fumble. Forced a Saquon Barkley fumble that went out of bounds in the fourth quarter.
- At Buffalo (9/19), was inactive.
- Against Las Vegas (9/25), notched a career-high-tying six tackles, a career-best two stops for loss and a pass defended. Posted tackles for loss on back-to-back plays in the first quarter: a four-yard stop of Davante Adams on a rush off left end and a one-yard loss on a Josh Jacobs screen pass. Broke up a third-and-three pass intended for Mack Hollins in the end zone late in the fourth quarter.
- At Indianapolis (10/2), tallied three tackles and a fumble recovery. Halted a Colts' drive by recovering a Jonathan Taylor fumble that was forced by Joe Schobert on third-and-one in the fourth quarter.
- At Washington (10/9), recorded four tackles.
- Against Indianapolis (10/23), tied a career-high with six tackles.
- At Houston (10/30), notched three tackles, including his fourth career

interception, another pass defended and a stop for loss. Ended a Texans' drive by intercepting a Davis Mills third-and-five pass intended for Brevin Jordan in the first quarter. Broke up a third-and-10 pass intended for Phillip Dorsett in the second stanza. Stuffed Brandin Cooks for a three-yard loss on a short pass in the fourth quarter.

- At Kansas City (11/6), produced four tackles and a team-high two passes defended. Broke up a pass intended for Travis Kelce late in the second quarter. Deflected a pass intended for JuJu Smith-Schuster in the third stanza.
- Against Denver (11/13), was inactive.

2021 (13/13, 1/1): Started 13 games at cornerback and led the team with 14 passes defended. Registered 40 tackles and two interceptions. Placed on injured reserve on Oct. 18 and missed four games before being activated from injured reserve designated to return on Nov. 10. Started the postseason contest and posted six tackles. Led or tied for the team lead in passes defended eight times in 2021 (vs. ARI, at SEA, at NYJ, vs. NO, at NE, vs. JAX, vs. SF, vs. MIA).

- Against Arizona (9/12), collected three tackles and a team-high two passes defended. Defended a pass intended for A.J. Green in the end zone midway through the first quarter. Broke up a pass intended for Green in the third stanza.
- At Seattle (9/19), posted a tackle and a pass defended. Ended a Seahawks' drive by breaking up a deep pass intended for D.K. Metcalf on third-and-two in the fourth quarter.
- Against Indianapolis (9/26), tallied four tackles and a pass defended. Halted a Colts' drive by breaking up a pass intended for Michael Pittman Jr. in the first quarter.
- At N.Y. Jets (10/3), notched three tackles and an interception. Intercepted a Zach Wilson pass intended for Corey Davis in the second quarter.
- At Jacksonville (10/10), compiled five tackles and a pass defended before leaving the game in the fourth quarter with an injury. Defended a third-and-eight pass intended for Jamal Agnew late in the second quarter.
- Against New Orleans (11/14), returned to the lineup as a starter at cornerback and collected two tackles and a team-best two passes defended. Broke up a pass intended for Taysom Hill early in the third quarter. Defended a pass intended for Tre'Quan Smith in the final quarter.
- At New England (11/28), recorded four tackles with a pass defended. Broke up a pass intended for Jakobi Meyers in the third stanza.
- Against Jacksonville (12/12), posted four tackles, an interception and another pass defended in the shutout victory. Intercepted a Trevor Lawrence deep pass intended for Jaydon Mickens on third-and-eight in the fourth quarter. Broke up a pass intended for Laquon Treadwell in the final stanza.
- Against Miami (1/2), notched three tackles and a team-best two passes defended. Broke up a pass intended for DeVante Parker in the first quarter. Knocked loose a pass intended for Mike Gesicki in the second quarter.
- Against Cincinnati (1/22), made his first career postseason start at cornerback and posted six tackles.

2020 (6/2, 1/0): Played in six games with two starts at cornerback as a rookie and registered 16 tackles, an interception and a sack. Was inactive for three games. Placed on injured reserve on Oct. 31 and missed seven games. Activated from injured reserve designated to return on Dec. 15. Saw action as a reserve in the postseason contest. Made his NFL debut at Denver (9/14/20). Collected his first career interception against Jacksonville (9/20/20). Made his first career start against Houston (10/18/20). Tied for the team lead in sacks once in 2020 (at MIN).

- At Denver (9/14), played as a reserve at cornerback in his first NFL

contest and collected four tackles.

- Against Jacksonville (9/20), saw action as a reserve at cornerback and posted three tackles and his first career NFL interception. Registered his first career interception off a deflected Gardner Minshew II pass and raced 44 yards to the Jaguars' 30-yard line setting up the Titans second touchdown.
- At Minnesota (9/27), played as a reserve at cornerback and registered two tackles, a sack and a quarterback pressure. Posted his first career sack by dropping Kirk Cousins for a seven-yard loss in the final quarter.
- Against Houston (10/18), made his first career start at cornerback and produced three tackles.
- Against Pittsburgh (10/25), started at cornerback and registered three tackles before leaving the game late in the second quarter with an injury.
- At Houston (1/3), returned to the lineup as a reserve at cornerback and notched a tackle in the Titans' division-clinching victory.
- Against Baltimore (1/10), played as a reserve at cornerback in his postseason debut.

COLLEGE:

- During a three-year career at Louisiana State, played in 28 games with 25 starts and totaled 65 tackles, two tackles for loss, 25 passes defended, two interceptions and one forced fumble.
- As a senior (2019), started all 15 games and posted 38 tackles, one tackle for loss, 15 passes defended and one interception. Earned second team All-SEC by the Associated Press. Helped LSU secure a National Championship victory over Clemson with a career-high six tackles and one pass defended.
- As a junior (2018), started 10 games and tallied 25 tackles, one tackle for loss, 10 passes defended, one interception and one forced fumble.
- As a sophomore (2017), did not see game action.
- As a freshman (2016), appeared in three games and totaled two tackles.
- Graduated from Louisiana State in December 2019 with a degree in sports administration.

PERSONAL:

- Attended Archbishop Rummel (Metairie, La.) High School where he was a five-star prospect by 247Sports and a four-star prospect by Rivals, Scouts and ESPN.

- Listed as the No. 1 overall prospect in Louisiana by Rivals and 247 Sports, and the No. 3 corner in the nation by ESPN and Scout.
- Earned Defensive Player of the Year honors on the New Orleans Times Picayune All-Metro list as a senior.
- Named the New Orleans Advocate's Defensive Player of the Year as a junior after tallying 11 interceptions.
- Also played basketball and ran track (hurdles, long jump and triple jump).
- List of favorites: (TV show) "Snowfall," "Power," "Ozark," and "Martin"; (movies) "Harlem Nights," "Maze Runner," and "Harry Potter"; (musicians) Meek Mill and Kodak Black.
- Follow Fulton on Twitter and Instagram at @Kriss1_.
- Son of Michelle and Keith Fulton.
- Has two brothers and one sister.
- Born Kristian Michael Shaw Fulton on Sept. 3, 1998 in New Orleans, La.

KRISTIAN FULTON'S GAME-BY-GAME

2020 Tennessee Titans

Date	Opp	W/L	P/S	Tot Solo	Asst	Sk	- Yds	QBP	TFL	Int - Yds	-TD	PD	FF	FR - Yds	SpT	
Sept 14	@ Den	W	p	4	3	1	0.0	0.0	0	0	0	0	0	0	0	
Sept 20	Jax	W	p	3	3	0	0.0	0.0	0	0	1	44	0	1	0	0
Sept 27	@ Min	W	p	2	2	0	1.0	7.0	1	1	0	0	0	0	0	0
Oct 13	Buf	W	R/C													
Oct 18	Hou	W	S	3	3	0	0.0	0.0	0	0	0	0	0	0	0	0
Oct 25	Pit	L	S	3	2	1	0.0	0.0	0	0	0	0	0	0	0	0
Nov 1	@ Cin	L	IR													
Nov 8	Chi	W	IR													
Nov 12	Ind	L	IR													
Nov 22	@ Bal	W	IR													
Nov 29	@ Ind	W	IR													
Dec 6	Cle	L	IR													
Dec 13	@ Jax	W	IR													
Dec 20	Det	W	IA													
Dec 27	@ GB	L	IA													
Jan 3	@ Hou	W	p	1	1	0	0.0	0.0	0	0	0	0	0	0	0	0
Totals		11-5	6/2	16	14	2	1.0	7.0	1	1	1	44	0	1	0	0

Playoffs

Jan 10	Bal	L	p	0	0	0	0.0	0.0	0	0	0	0	0	0	0	0
Totals		0-1	1/0	0	0	0	0.0	0.0	0	0	0	0	0	0	0	0

2021 Tennessee Titans

Date	Opp	W/L	P/S	Tot Solo	Asst	Sk	- Yds	QBP	TFL	Int - Yds	-TD	PD	FF	FR - Yds	SpT	
Sept 12	Ari	L	S	3	3	0	0.0	0.0	0	0	0	0	2	0	0	0
Sept 19	@ Sea	W	S	1	1	0	0.0	0.0	0	0	0	0	1	0	0	0
Sept 26	Ind	W	S	4	2	2	0.0	0.0	0	0	0	0	0	1	0	0
Oct 3	@ NYJ	L	S	3	3	0	0.0	0.0	0	0	1	13	0	1	0	0
Oct 10	@ Jax	W	S	5	4	1	0.0	0.0	0	0	0	0	1	0	0	0
Oct 18	Buf	W	IR													
Oct 24	KC	W	IR													
Oct 31	@ Ind	W	IR													
Nov 7	@ LAR	W	IR													
Nov 14	NO	W	S	2	1	1	0.0	0.0	0	0	0	0	2	0	0	0

Nov 21	Hou	L	S	3	1	2	0.0	0.0	0	0	0	0	0	0	0	0
Nov 28	@ NE	L	S	4	3	1	0.0	0.0	0	0	0	0	0	1	0	0
Dec 12	Jax	W	S	4	3	1	0.0	0.0	0	0	1	0	0	2	0	0
Dec 19	@ Pit	L	S	3	3	0	0.0	0.0	0	0	0	0	0	0	0	0
Dec 23	SF	W	S	2	1	1	0.0	0.0	0	0	0	0	0	1	0	0
Jan 2	Mia	W	S	3	3	0	0.0	0.0	0	0	0	0	0	2	0	0
Jan 9	@ Hou	W	S	3	2	1	0.0	0.0	0	0	0	0	0	0	0	0
Totals		12-5	13/13	40	30	10	0.0	0.0	0	0	2	13	0	14	0	0

Playoffs

Jan 22	Cin	L	S	6	4	2	0.0	0.0	0	0	0	0	0	0	0	0
Totals		0-1	1/1	6	4	2	0.0	0.0	0	0	0	0	0	0	0	0

2022 Tennessee Titans

Date	Opp	W/L	P/S	Tot Solo	Asst	Sk	- Yds	QBP	TFL	Int - Yds	-TD	PD	FF	FR - Yds	SpT	
Sept 11	NYG	L	S	6	5	1	0.0	0.0	0	0	0	0	0	1	0	0
Sept 19	@ Buf	L	IA													
Sept 25	LV	W	S	6	3	3	0.0	0.0	0	2	0	0	0	1	0	0
Oct 2	@ Ind	W	S	3	2	1	0.0	0.0	0	0	0	0	0	0	1	0
Oct 9	@ Was	W	S	4	3	1	0.0	0.0	0	0	0	0	0	0	0	0
Oct 23	Ind	W	S	6	3	3	0.0	0.0	0	0	0	0	0	0	0	0
Oct 30	@ Hou	W	S	3	2	1	0.0	0.0	0	1	1	0	0	2	0	0
Nov 6	@ KC	L	S	4	4	0	0.0	0.0	0	0	0	0	0	2	0	0
Nov 13	Den	W	IA													
Nov 17	@ GB															
Nov 27	Cin															
Dec 4	@ Phi															
Dec 11	Jax															
Dec 18	@ LAC															
Dec 24	Hou															
Dec 29	Dal															
Jan 7/8	@ Jax															
Totals		6-3	7/7	32	22	10	0.0	0.0	0	3	1	0	0	5	1	1

KRISTIAN FULTON'S NFL STATISTICS

REGULAR SEASON				TACKLES							INTERCEPTIONS					FUMBLES			
Year	Team	GP	GS	Tot	Solo	Asst	Sk	Yds	QBP	TFL	No	Yds	Lg	TD	PD	FF	FR	Yds	SpT
2020	Tennessee	6	2	16	14	2	1.0	7.0	1	1	1	44	44	0	1	0	0	0	0
2021	Tennessee	13	13	40	30	10	0.0	0.0	0	0	2	13	13	0	14	0	0	0	0
2022	Tennessee	7	7	32	22	10	0.0	0.0	0	3	1	0	0	0	5	1	1	0	0
NFL Totals		26	22	88	66	22	1.0	7.0	1	4	4	57	44	0	20	1	1	0	0

PLAYOFFS				TACKLES							INTERCEPTIONS					FUMBLES			
Year	Team	GP	GS	Tot	Solo	Asst	Sk	Yds	QBP	TFL	No	Yds	Lg	TD	PD	FF	FR	Yds	SpT
2020	Tennessee	1	0	0	0	0	0.0	0.0	0	0	0	0	0	0	0	0	0	0	0
2021	Tennessee	1	1	6	4	2	0.0	0.0	0	0	0	0	0	0	0	0	0	0	0
NFL Totals		2	1	6	4	2	0.0	0.0	0	0	0	0	0	0	0	0	0	0	0

Single-Game Highs

Tackles - **6 (Three times, last vs. Indianapolis 10/23/22)**
 Interceptions - **1 (Four times, last at Houston 10/30/22)**
 Interception Long - 44 vs. Jacksonville (9/20/20)
 Passes Defensed - **2 (Six times, last at Kansas City 11/6/22)**
 Sacks - 1 at Minnesota (9/27/20)
 Tackles for Loss - **2 vs. Las Vegas (9/25/22)**
 Forced Fumbles - **1 vs. N.Y. Giants (9/11/22)**
 Fumble Recoveries - **1 at Indianapolis (10/2/22)**

Playoff Single-Game Highs

Tackles - 6 vs. Cincinnati (1/22/22)



25 HASSAN HASKINS

RUNNING BACK • 6'2" • 228 LBS • COLLEGE: MICHIGAN
ACQUIRED: 4TH ROUND - 2022 • NFL EXPERIENCE: ROOKIE
HOMETOWN: ST. LOUIS, MO.
GAMES PLAYED/GAMES STARTED: 9/0 (PLAYOFFS: 0/0)



PRO: The Titans selected Hassan Haskins in the fourth round (131st overall) of the 2022 NFL Draft. The 6-foot-2-inch, 228-pounder is a stout running back that has a physical, grinding approach to his carries that wears down opposing defenses. The St. Louis, Mo., native gets the most out of his rushes as evidence by only having six negative rushing yards during his senior campaign. He is also a reliable ball carrier with no fumbles during his collegiate career. Haskins recorded 2,324 rushing yards and 30 scores in his four seasons in Ann Arbor.

CAREER HIGHLIGHTS:

- In 2021, Haskins was named first-team All Big Ten after rushing 270 times for 1,327 yards with a school-record 20 rushing touchdowns.
- As a senior, Haskins enjoyed quite the final game against rival Ohio State, posting a career-best 169 rushing yards while tying a Michigan record with five rushing touchdowns. His five rushing scores against the Buckeyes are the most for any opponent ever against Ohio State.
- Haskins had only 26 negative rushing yards his entire career and did not fumble in 452 rushing attempts.

TITANS TIDBITS:

- Hassan's brother, Maurice Alexander, was a fourth-round pick by the Rams in 2014 and has also played for the Seahawks and Bills.
- Haskins was also a defensive standout in high school. He registered 21 sacks in his final two prep seasons and actually practiced at linebacker during part of his freshman season at Michigan.
- Haskins' hidden talent is that he can do a standing backflip.

CAREER TRANSACTIONS:

- The St. Louis, Mo., native was selected by the Titans in the fourth round (131st overall) of the 2022 NFL Draft.

SEASON RECAPS:

2022 (9/0): Leads the team with 12 special teams tackles. Has led the team in rushing yards once in 2022 (at BUF). Has led or tied for the team lead in special teams tackles three times in 2022 (at IND, at HOU, at KC).

- Against N.Y. Giants (9/11), made his NFL debut as a reserve at running back and on special teams.
- At Buffalo (9/19), saw significant action as a reserve at running back and led the team with 37 rushing yards on nine carries. Returned two kickoffs for 40 yards.
- Against Las Vegas (9/25), played as a reserve at running back and on special teams. Returned one kickoff for 29 yards.
- At Indianapolis (10/2), registered four kickoff returns for 105 yards with a long return of 37 yards. Tied for the team lead with a special teams tackle on coverage units. Kickstarted the Titans' third scoring drive with a 37-yard kickoff return in the second quarter.
- At Washington (10/9), recorded two special teams tackles on coverage units.
- Against Indianapolis (10/23), played as a reserve at running back and caught a five-yard pass. Returned two kickoffs for 45 yards and posted a special teams stop on coverage units.
- At Houston (10/30), led the team with three special teams tackles on coverage units. Returned one kickoff for 17 yards.
- At Kansas City (11/6), led the team with a career-best four special teams tackles. Became the first Titans player with four total special teams tackles in a game since Matthias Farley in 2021. He was the first offensive player for the Titans with four special teams tackles in a game since tight end Craig Stevens had four in 2009. Carried the ball once for five yards and caught one pass for two yards. Returned four kickoffs for 72 yards.

- Against Denver (11/13), posted a special teams tackle on coverage units and returned one kickoff for 17 yards.

COLLEGE:

- During four seasons at Michigan, Haskins appeared in 36 career games with 22 starts at running back and carried the ball 452 times for 2,324 yards and scored 30 rushing touchdowns. Named 2021 first-team All-Big Ten and earned honorable mention all-conference in 2019 and 2020. Registered 10 career 100-yard rushing games. Became the 24th running back in school history to surpass 2,000 rushing yards. Had only 26 negative rushing yards his entire career and did not fumble in 452 rushing attempts.

AS A SENIOR (2021), started all 14 games at running back and carried the ball 270 times for 1,327 yards and scored a school-record 20 rushing touchdowns. Added 18 receptions for 131 yards. Posted four 150-yard rushing efforts and six overall games with more than 100 rushing yards. Had only six negative rushing yards all season. Selected All-Big Ten first team by the coaches and media and Associated Press All-American third team. Received Michigan's Offensive Player of the Year award and was voted by his teammates as the Toughest Player Award winner. Credited with 96 runs resulting in a first down (No. 1 in FBS) and forced 50 missed tackles. Ranked fourth in the NCAA in rushing touchdowns (20) and broke former Wolverine Ron Johnson's school record of 19 which was set in 1968.

- Against Washington (9/11), racked up a then career-high 155 rushing yards on 27 carries with a touchdown.
- At Nebraska (10/9), totaled 123 rushing yards on 21 carries with two touchdowns.
- Against Northwestern (10/23), led the team with 23 carries for 110 yards and two touchdowns.
- Against Indiana (11/6), produced then career high numbers with 27 carries for 168 yards and a touchdown, while adding a 20-yard catch.
- At Penn State (11/13), gained over 200 all-purpose yards, rushing a career-high 31 times for 156 yards while adding 45 yards receiving.
- Against Ohio State (11/27), posted a career-best 169 rushing yards on 28 carries and tied a Michigan record with five rushing touchdowns. His five rushing scores against the Buckeyes are the most for any opponent ever against Ohio State. Was named the Big Ten Offensive Player of the Week for his performance against the Buckeyes.
- Against Iowa (12/4), rushed 17 times for 56 yards and two touchdowns in the Big Ten Championship Game victory. Added three receptions for 22 yards against the Hawkeyes.

AS A JUNIOR (2020), saw action in six games with two starts and received All-Big Ten honorable mention from the coaches and media. Was the team's leading rusher with 375 yards on 61 carries and a team-high six rushing scores. Produced back-to-back 100-yard rushing efforts to conclude the abbreviated campaign.

- At Minnesota (10/24), led the team with two touchdowns and 82 rushing yards on six carries with a career-long 66-yard run.
- Against Michigan State (10/31), posted eight carries for 56 yards with one rushing score.
- At Rutgers (11/21), handled 25 carries and produced 109 yards with one touchdown in his first starting assignment of the season.
- Against Penn State (11/28), started in the backfield, gaining 101 yards on 17 carries with a pair of two-yard rushing touchdowns.

AS A SOPHOMORE (2019), played in 13 games and started six contests at tailback. Named the Most Improved Player on offense and received All-

HASSAN HASKINS' RETURN GAME-BY-GAME

2022 Tennessee Titans				PUNT RETURNS						KICKOFF RETURNS																	
Date	Opp	W-L	P/S	No	FC	Yds	Avg	Lg	TD	No	Yds	Avg	Lg	TD													
Sept 11	NYG	L	p	0	0	0	-	0	0	0	0	-	0	0	Nov 27	Cin											
Sept 19	@ Buf	L	p	0	0	0	-	0	0	2	40	20.0	20	0	Dec 4	@ Phi											
Sept 25	LV	W	p	0	0	0	-	0	0	1	29	29.0	29	0	Dec 11	Jax											
Oct 2	@ Ind	W	p	0	0	0	-	0	0	4	105	26.3	37	0	Dec 18	@ LAC											
Oct 9	@ Was	W	p	0	0	0	-	0	0	0	0	-	0	0	Dec 24	Hou											
Oct 23	Ind	W	p	0	0	0	-	0	0	2	45	22.5	28	0	Dec 29	Dal											
Oct 30	@ Hou	W	p	0	0	0	-	0	0	1	17	17.0	17	0	Jan 7/8	@ Jax											
Nov 6	@ KC	L	p	0	0	0	-	0	0	4	72	18.0	22	0													
Nov 13	Den	W	p	0	0	0	-	0	0	1	17	17.0	17	0													
Nov 17	@ GB																										
Totals															6-3	9/0	0	0	0	-	0	0	15	325	21.7	37	0

HASSAN HASKINS' NFL STATISTICS

REGULAR SEASON		RUSHING								RECEIVING				
Year	Team	GP	GS	No	Yds	Avg	Lg	TD	Att	Yds	Avg	Lg	TD	
2022	Tennessee	9	0	10	42	4.2	9	0	3	7	2.3	5	0	
NFL Totals		9	0	10	42	4.2	9	0	3	7	2.3	5	0	

REGULAR SEASON		PUNT RETURNS						KICKOFF RETURNS				
Year	Team	No	FC	Yds	Avg	Lg	TD	No	Yds	Avg	Lg	TD
2022	Tennessee	0	0	0	-	0	0	15	325	21.7	37	0
NFL Totals		0	0	0	-	0	0	15	325	21.7	37	0

Single-Game Highs

Rushes - **9 at Buffalo (9/19/22)**
 Rushing Yards - **37 at Buffalo (9/19/22)**
 Long Rush - **9 at Buffalo (9/19/22)**
 Receptions - **1 (Twice, last vs. Indianapolis 10/23/22)**
 Receiving Yards - **5 vs. Indianapolis (10/23/22)**
 Kickoff Returns - **4 (Twice, last at Kansas City 11/6/22)**
 Kickoff Return Yards - **105 at Indianapolis (10/2/22)**
 Long Kickoff Return - **37 at Indianapolis (10/2/22)**

Additional Statistics

Special Teams Tackles - **12 (2022)**



22 DERRICK HENRY

RUNNING BACK • 6'3" • 247 LBS • COLLEGE: ALABAMA
ACQUIRED: 2ND ROUND - 2016 • NFL EXPERIENCE (NFL/TITANS): 7/7
HOMETOWN: YULEE, FLA.
GAMES PLAYED/GAMES STARTED: 95/64 (PLAYOFFS: 7/7)



Pro Bowl: 2019, 2020



Captain: 2020, 2021, 2022



Community Man of the Year: 2021

PRO: The Titans selected Heisman Trophy winner Derrick Henry in the second round of the 2016 NFL Draft out of the University of Alabama. The 6-foot-3-inch, 247-pounder is a powerful, downhill runner who displays tremendous speed and balance. The Yulee, Fla., native led the NFL from 2017 to 2021 in rushing yards (6,307), rushing touchdowns (60), rushing yards per game (88.8) and rushing attempts of 10-plus yards (160). In 2021, he led the NFL with 937 rushing yards and 10 rushing touchdowns in the first eight weeks of the season before missing the final nine games of the regular season. In 2020, Henry secured the NFL's rushing title for the second consecutive year after recording 2,027 rushing yards and 17 rushing touchdowns, becoming the eighth player in NFL history to eclipse 2,000 rushing yards in a season. In 2019, Henry was the NFL's leading rusher with 1,540 yards and 16 rushing scores. He racked up 5,860 rushing yards and scored 55 rushing touchdowns during his first five NFL seasons, including consecutive 1,000-yard seasons each year from 2018-20. At Alabama, the Heisman Trophy winner set numerous school and SEC records while leading his team to a National Championship in 2015.

CAREER HIGHLIGHTS:

- In 2021, Henry led the NFL with 937 rushing yards and 10 rushing touchdowns in the first eight weeks of the season before missing the final nine games of the regular season with a foot injury. He returned to start in the team's divisional playoff contest and rushed for 62 yards and one score.
- From 2017-2021, Henry led the NFL in rushing yards (6,307), rushing touchdowns (60), rushing yards per game (88.8) and rushing attempts of 10-plus yards (160).
- Entering 2022, his 6,797 career rushing yards ranked fourth in franchise annals behind Eddie George (10,009), Earl Campbell (8,574) and Chris Johnson (7,965). Henry's career rushing touchdowns (65) ranked second behind only Campbell (73).
- Entering 2022, Henry ranked second in franchise postseason history for career rushing attempts (156), rushing yards (732), and tied for third in rushing touchdowns (four).
- In 2020, Henry was named the NFL Offensive Player of the Year, Associated Press first-team All-Pro, and FedEx Ground Player of the Year for the second consecutive season after leading the NFL with a franchise-record 2,027 rushing yards, becoming the eighth player in NFL history to eclipse 2,000 rushing yards in a season. His 2,027 rushing yards gave him the fifth-highest total in NFL history behind Eric Dickerson's 2,105 (1984), Adrian Peterson's 2,097 (2012), Jamal Lewis' 2,066 (2003) and Barry Sanders' 2,053 (1997). Henry broke Chris Johnson's franchise mark of 2,006 rushing yards in 2009.
- Additionally, in 2020 he earned first-team All-Pro honors from Pro Football Focus, Pro Football Writers of America and Sporting News and was the 101 Awards AFC Offensive Player of the Year.
- Henry became the first player to lead the NFL in rushing yards in consecutive seasons (2019-20) since LaDainian Tomlinson (2006-07).
- In 2020, Henry became the fifth all-time NFL player to lead the NFL in rushing yards, attempts and rushing touchdowns in consecutive seasons. The last to do so prior to Henry was Cleveland's Leroy Kelly from 1967 to 1968. The only other players to achieve it are Jim Brown (1958-59), Steve Van Buren (1947-49) and Bill Paschal (1943-44).
- In 2020, Henry recorded three 200-yard rushing games in a season, becoming the fifth player in NFL history to do so, joining Earl Campbell (four in 1980), O.J. Simpson (1973), Tiki Barber (2005) and Jay Ajayi (2016). He became the first player in NFL history with five career games with at least 200 rushing yards and two rushing touchdowns.
- In the 2020 regular season finale at Houston (1/3/21), set the franchise

record with 250 rushing yards, breaking his own club record of 238 rushing yards (12/6/18 vs. Jacksonville). Henry's 250 rushing yards tied for the 13th-best single-game total in the NFL since 1948.

- Henry set a career high with 17 rushing touchdowns in 2020, finishing with the second-best total in franchise history behind Earl Campbell's 19 rushing touchdowns in 1979.
- In 2020, Henry totaled 1,221 rushing yards in road games, the most by any NFL running back since 1948. The previous high was held by Eric Dickerson (1,087 in 1984). Dating back to 2019, he had a streak of nine consecutive road games with at least 100 rushing yards, passing Chris Johnson (eight games from 2009-10) for the second-longest such streak in NFL history behind only Barry Sanders' 10-game road streak (from 1996-97).
- Henry totaled 2,141 scrimmage yards (2,027 rushing and 114 receiving) in 2020 to finish second in franchise history behind Chris Johnson's 2,509 scrimmage yards in 2009.
- Recorded 10 total 100-yard rushing games in 2020 to tie Earl Campbell (1980) for the third-most in franchise history. Only Campbell in 1979 (11) and Chris Johnson in 2009 (12) had more.
- Henry became the NFL's first player to rush for at least 175 and two touchdowns four times in a season in 2020.
- In 2020, Henry joined Terrell Davis (1997-98), Shaun Alexander (2004-05) and Larry Johnson (2005-06) as the only players in NFL history to rush for 1,500 yards and 15 touchdowns in two consecutive seasons.
- From 2019-20, Henry established a streak of 20 consecutive games in the regular season and playoffs with at least 18 rushing attempts, the second-longest streak of its kind in the NFL since 1948. The only player with more consecutive 18-carry games in the regular season and postseason was Emmitt Smith, whose streak was 23 games with the Dallas Cowboys from 1995 to 1996.
- In 2020, he became the first player in NFL history to produce more than one overtime touchdown run in a season. He joined LaDainian Tomlinson as the NFL's only players with multiple career touchdown runs in overtime. Tomlinson had three during his career.
- In 2020, Henry joined Bo Jackson, Ahman Green, Chris Johnson and Lamar Miller as the only NFL players to record two career rushing touchdowns of at least 90 yards. Henry joined Miller (two 97-yard touchdown runs) as the only players to ever record multiple touchdown runs of at least 94 yards.
- In 2019, Henry was the NFL's leading rusher with a then career-best 1,540 rushing yards on a career-high 303 carries for a career-high 16 rushing touchdowns.
- In 2019, Henry received numerous awards and recognition, including the NFL's FedEx Ground Player of the Year, second-team All-Pro by the Associated Press and his first career Pro Bowl selection.
- In 2019, led the AFC, ranked third in the NFL, and led the team with a career-high 18 total touchdowns.
- Ranked second in the AFC and fourth in the NFL with a career-high 1,746 yards from scrimmage in 2019.
- In 2019, Henry recorded eight 100-yard rushing performances including the postseason.
- In 2019, moved into fifth place on the franchise's all-time rushing touchdowns list after passing Lorenzo White (29) against Kansas City (11/10/19). In the same game, Henry also became the ninth player in franchise history to reach 3,000 career rushing yards.
- In Week 17 of the 2019 season, he was named AFC Offensive Player of the Week after his performance at Houston (12/29/19), where he rushed a

season-high 32 times for a season-best 211 yards with three touchdowns to secure the NFL's rushing title.

- In 2019, became the sixth player in franchise history with at least 12 touchdowns in two or more consecutive seasons.
- In 2019, joined Napoleon Kaufman (1997-99) and Robert Smith (1997-2000) as the only players in NFL history to record a rushing touchdown of at least 70 yards in three consecutive seasons.
- Passed Steve McNair (3,439 career rushing yards) for sixth place on the team's all-time rushing list, and later passed Hoyle Granger (3,514) for fifth place on the team's all-time rushing list in 2019.
- In 2019, Henry started all three of the team's playoff games and finished the postseason with 83 carries for a league-best 446 yards and two touchdowns, all of which set career-highs. His 446 rushing yards in the postseason ranked second in franchise playoff history behind Eddie George's 449 rushing yards during the 1999 playoffs.
- In 2019, during Wild Card Weekend at New England (1/4/20), Henry set a then-franchise playoff record with 182 rushing yards on 34 carries and a touchdown, which marked the second-most yards on the road in an NFL playoff game since 1950. The following week during the Divisional Round at Baltimore (1/11/20), set a franchise playoff record with 195 rushing yards on 30 carries.
- In 2018, Henry was named to the PFWA All-AFC team after setting then single-season career highs in carries (215), rushing yards (1,059), rushing long (99t), and touchdowns (12).
- 2018 marked Henry's first career 1,000-yard season. He finished sixth in the NFL in rushing yards.
- In 2018, named AFC Offensive Player of the Week for Week 13 after collecting a franchise-best 238 rushing yards with a franchise-tying four rushing touchdowns against Jacksonville on Thursday Night Football (12/6). In the same game, he scored four rushing touchdowns to tie the franchise's single-game record (Earl Campbell, Lorenzo White).
- In Week 13 of the 2018 season, recorded the second 99-yard touchdown run in NFL history (Tony Dorsett). The run also set the mark for the longest touchdown run in franchise history and tied for the longest scrimmage play in NFL history. He also became the second player in NFL history with a rushing touchdown of at least 90 yards and a rushing touchdown of at least 50 yards in the same game (Chris Johnson).
- In 2018, named AFC Offensive Player of the Month for December after registering 97 carries for 625 yards and eight touchdowns.
- In 2018, became the seventh NFL player since the 1970 AFL-NFL merger with at least four rushing touchdowns and at least 200 rushing yards in a game (Clinton Portis, Barry Sanders, Doug Martin, Jonas Gray, Mike Anderson and Corey Dillon). Henry became the first to accomplish the feat in fewer than 20 carries (17).
- In 2017, Henry led the Titans with 744 rushing yards on 176 carries, and he rushed for five touchdowns for the second consecutive season.
- In the team's Wild Card playoff victory at Kansas City on Jan. 6, 2018, Henry recorded a franchise postseason record of 191 scrimmage yards (156 rushing, 35 receiving), breaking a 57-year-old postseason record set on Jan. 1, 1961, when Billy Cannon had 178 scrimmage yards against the Los Angeles Chargers. Henry's 156 rushing yards ranked second in franchise postseason history (162 by Eddie George on Jan. 16, 2000).
- In 2016, Henry rushed for 490 yards and five touchdowns to become the third rookie for the franchise in the "Titans era" to score at least five touchdowns in a season, joining Vince Young (seven rushing touchdowns in 2006) and Chris Johnson (nine rushing and one receiving in 2008).
- Despite playing just three seasons and not seeing extensive action in his first campaign at Alabama, Henry finished his career as the school's all-time rushing leader with 3,591 yards.
- As a senior in 2015, Henry claimed the Heisman Trophy and led his team to the College Football Playoff National Championship. He also won the Doak Walker and Maxwell Award and was selected as the Walter Camp Player of the Year after rushing for an Alabama and Southeastern Conference record 2,219 yards.

TITANS TIDBITS:

- In high school, Henry broke the 51-year-old national high school rushing record with 12,124 yards after compiling 4,261 rushing yards as a senior.
- Henry sealed an Iron Bowl victory with an epic, career-best 271 rushing yards against the Tigers in 2015. He put the Crimson Tide on his back by carrying the ball a school-record 46 times. His 271 rushing yards were 11 more yards than Auburn had in total offense (260). He ended the game

with 14 consecutive rushes to run out the clock.

- His late grandmother, Gladys Henry, helped raise him and played a key inspirational role in his development. In 2018, he fulfilled a promise to her and graduated from Alabama with his bachelor's degree. He has a portrait tattoo of her on his chest.
- Gladys Henry nicknamed him "Shocka" as a baby because he "shocked the whole family" when he was born.
- Henry has been growing out his hair since he was in elementary school.
- In 2021, Henry was named the Titans nominee for the Walter Payton Man of the Year. Henry is the founder of the Two All Foundation, which exists to level the playing field for today's youth by giving back to both the Nashville community and Henry's hometown of Yulee, Fla.

CAREER TRANSACTIONS:

- The Yulee, Fla., native was selected by the Titans in the second round (45th overall) the 2016 NFL Draft.

SEASON RECAPS:

- 2022 (9/9):** Ranks second in the NFL with a team-best 923 rushing yards. Ranks third in the NFL with 1,077 yards from scrimmage. Ranks tied for third in the NFL with nine total touchdowns. Has 33 career 100-yard rushing performances (including the playoffs), including five in 2022 (at IND, at WAS, vs. IND, at HOU, at KC). Has led the team in rushing yards eight times in 2022 (vs. NYG, vs. LV, at IND, at WAS, vs. IND, at HOU, at KC, vs. DEN). Ranks third on the team with 16 receptions. Has led or tied for the team lead in receptions twice in 2022 (vs. LV, vs. IND). Became the franchise's second player (Earl Campbell) and the 16th NFL player to reach 70 total touchdowns and 7,000 rushing yards within his first seven NFL seasons. Set the franchise's all-time career touchdown record (75) with a pair of rushing scores at Houston (10/30/22). Recorded the sixth 200-yard rushing performance of his career at Houston (10/30/22) to tie O.J. Simpson and Adrian Peterson for the most in NFL history. Named AFC Offensive Player of the Month for October after rushing for 563 yards with five rushing touchdowns in four Titans' victories.
- Against N.Y. Giants (9/11), carried the ball 21 times for 82 yards.
 - At Buffalo (9/19), rushed 13 times for 25 yards with a touchdown. Evened the score at 7-7 with a two-yard touchdown plunge on fourth-and-one in the first quarter.
 - Against Las Vegas (9/25), led the team with 85 rushing yards on 20 carries with a touchdown. Led the team with five receptions for 58 yards. Recorded his 18th career game with at least 140 scrimmage yards. Kickstarted the Titans' opening touchdown drive with a 23-yard gain on a screen pass. Increased the Titans' lead to 14-3 with a one-yard touchdown plunge early in the second quarter. Scored his 70th career touchdown (67th rushing touchdown) becoming the third Titans/Oilers player to reach the end zone 70 times with the franchise. Set up the Titans third touchdown of the afternoon with a 24-yard rumble down to the Raiders' one-yard line in the second quarter.
 - At Indianapolis (10/2), carried the ball 22 times for 114 yards with a touchdown. Hauled in three receptions for 33 yards out of the backfield. Gave the Titans a 14-0 advantage with a 19-yard touchdown sprint off right end in the first quarter. On a 12-yard run in the first quarter, he became the fourth player in franchise history to reach 7,000 career rushing yards.
 - At Washington (10/9), rushed 28 times for 102 yards with a pair of touchdown runs. Hauled in two receptions for 30 yards. Extended the Titans' opening touchdown drive with a three-yard run on third-and-one in the first quarter. Set up the Titans' first touchdown with a 24-yard screen pass in the opening stanza. Gave the Titans a 14-10 halftime lead with a one-yard touchdown rumble late in the second quarter. Scored the game-winning touchdown on a one-yard plunge late in the third stanza. Joined Earl Campbell as the franchise's only players to reach 70 career rushing touchdowns.
 - Against Indianapolis (10/23), carried the ball a season-high 30 times for 128 yards. Logged his third consecutive 100-yard rushing game and his 31st career 100-yard rushing game. Tied for the team lead with three catches for 10 yards. Helped set up the Titans' second field goal with a 23-yard rumble up the middle in the second stanza. Helped seal the victory with a pair of first downs late in the fourth quarter—first on an 11-yard carry and then a 21-yarder.
 - At Houston (10/30), named AFC Offensive Player of the Week after rushing for 219 yards and two touchdowns on 32 carries. Set the franchise's all-time career touchdown record with a pair of rushing scores. Recorded

the sixth 200-yard rushing performance of his career to tie O.J. Simpson and Adrian Peterson for the most in NFL history. He logged his fourth consecutive 200-yard rushing game against the Texans. Registered his sixth career game with at least 200 rushing yards and at least two rushing touchdowns, the most in the NFL since 1950. Kickstarted his big day on the ground with a 41-yard jaunt up the middle on the second play from scrimmage. Gave the Titans a 7-3 lead with a 29-yard touchdown run in the second quarter. On fourth-and-goal in the third quarter he reached the end zone on a one-yard run to score his 75th career touchdown (72 rushing and three receiving), breaking Eddie George's franchise touchdown mark (74). Helped seal the victory with seven carries for 64 rushing yards on the Titans' final field goal drive, including a 17-yard rumble on third-and-two in the fourth quarter.

- At Kansas City (11/6), led the team with 115 rushing yards on 17 carries with two rushing scores. Scored his 73rd career rushing touchdown on a four-yard carry in the second quarter and his 74th career rushing touchdown on a one-yard run in the second quarter. In doing so, he passed Earl Campbell (73) for the most rushing touchdowns in franchise history. Got the Titans' first touchdown drive moving with a 24-yard run off left guard in the second quarter. Cut the Chiefs' lead to 9-7 with a four-yard touchdown plunge out the KingCat in the second stanza. Jumpstarted the Titans' second touchdown drive with a 56-yard sprint off right tackle in the second quarter. Gave the Titans a 14-9 lead with a one-yard touchdown run in the second quarter. Hit the 100-yard rushing mark on the final play of the third quarter to tally his fifth consecutive 100-yard rushing game, which tied for the best streak of his career (five games in 2021).
- Against Denver (11/13), rushed 19 times for 53 yards and caught two passes for 14 yards.

2021 (8/8, 1/1): Honored as the team's Walter Payton Man of the Year nominee. Started the first eight games of the season and led the NFL with 937 rushing yards, 1,091 yards from scrimmage, 10 touchdowns and 56 total first downs before being placed on injured reserve on Nov. 1. Hauled in 18 receptions for 154 yards. Missed the final nine regular season games before returning as a starter for the postseason contest and rushing for 62 yards on 20 carries with a touchdown. Has 28 career 100-yard rushing performances (including the playoffs), including five in 2021 (at SEA, vs. IND, at NYJ, at JAX, vs. BUF). Henry joined Eddie George (10,009), Earl Campbell (8,574) and Chris Johnson (7,965) as the only players in franchise history to reach 6,000 career rushing yards. Led the team in rushing yards eight times in 2021 (vs. ARI, at SEA, vs. IND, at NYJ, at JAX, vs. BUF, vs. KC, at IND). Tied for the team lead in receptions once in 2021 (at SEA). Ranks second in franchise history with 65 career rushing touchdowns.

- Against Arizona (9/12), carried the ball 17 times for 58 yards and hauled in three passes for 19 yards.
- At Seattle (9/19), named AFC Offensive Player of the Week after leading the team with 182 rushing yards on a career-high 35 carries with three touchdowns. Snared a career-best six receptions for 55 yards. Kept the Titans' first touchdown drive alive with a four-yard run on third-and-one in the third quarter. Became the fourth player in NFL history with 10 career games with at least 150 rushing yards and two rushing touchdowns, joining Jim Brown (13), LaDainian Tomlinson (12) and Barry Sanders (10). Cut the Seahawks' lead to 24-16 with a nine-yard touchdown run in the third stanza. On his first touchdown of the day, he passed Chris Johnson (58) for third place on the team's all-time touchdowns list. Rumbled for a 60-yard touchdown run down the left sideline early in the fourth quarter. Converted a key third-and-one late in the fourth quarter with a four-yard run down to the Seahawks' one-yard line. Tied the score at 30-30 with a one-yard touchdown plunge with 29 seconds remaining in regulation. Rushed four times for 21 yards during the game-winning scoring drive in overtime.
- Against Indianapolis (9/26), led the team with 113 rushing yards on 28 carries. Snared three receptions for 31 yards. Extended the Titans' second touchdown drive with an eight-yard run on third-and-one in the second quarter. Made it a two-possession game at 22-13 with a two-point conversion run in the fourth quarter.
- At N.Y. Jets (10/3), led the team with 157 rushing yards on 33 carries with a score. Became the third player in NFL history with at least 150 rushing yards in three consecutive road games, joining Earl Campbell and O.J. Simpson. Hauled in two passes for 20 yards out of the backfield. Rushed four times for 50 yards during the Titans' initial touchdown drive. Gave the Titans a 17-10 lead with a one-yard touchdown plunge early in the fourth quarter.
- At Jacksonville (10/10), led the team with 130 rushing yards on 29 carries

with three rushing scores. Increased the Titans' lead to 14-6 with a one-yard touchdown plunge on the first play of the second quarter. Made the score 31-13 with a nine-yard touchdown run in the third stanza. Sealed the victory with a 10-yard touchdown jaunt late in the fourth quarter. With his first rushing touchdown of the day, he became the third player in franchise history to reach 60 rushing touchdowns, joining Earl Campbell (73) and Eddie George (64).

- Against Buffalo (10/18), named AFC Offensive Player of the Week for the second time in 2021. Carried the ball 20 times for a team-best 143 rushing yards with three rushing scores, while setting a career-best with his fifth consecutive 100-yard rushing performance. Joined Eric Dickerson as the NFL's only players since 1960 with 750 rushing yards and 10 rushing touchdowns in the first six games of a season. Hauled in two passes for 13 yards. Gave the Titans a 7-6 lead with a 76-yard touchdown run up the middle in the second quarter. It was the third-longest touchdown run of his career. The run was his fourth career rushing touchdown of at least 75 yards and his fifth overall touchdown of at least 75 yards (one receiving). Helped the Titans re-gain the lead with a three-yard touchdown rumble off left tackle in the third quarter. Scored the eventual game-winning touchdown on a 13-yard blast off left tackle in the fourth quarter. Passed Eddie George (64) for second place on the franchise rushing touchdowns list.
- Against Kansas City (10/24), led the team with 86 rushing yards on 29 carries. Threw his first career regular season touchdown pass. Hauled in two receptions for 16 yards. Gave the Titans an early 7-0 lead with a five-yard touchdown pass to MyCole Pruitt in the first quarter. Extended the Titans' final scoring drive with a four-yard run on third-and-one late in the second quarter.
- At Indianapolis (10/31), led the team with 68 rushing yards on 28 carries. Of all players in NFL history with a 2,000-yard rushing season, his 937 rushing yards in 2021 are the most of any player in their first eight games in the season after hitting the 2,000-yard mark. Kept a Titans' fourth-quarter scoring drive alive with a three-yard run on third-and-one early in the final quarter.
- Against Cincinnati (1/22), returned to the lineup for the first time since Oct. 31 and rushed 20 times for 62 yards with a touchdown. Ranks second in franchise postseason history with 732 career rushing yards. Evened the score at 6-6 by taking a direct snap and rumbling for a three-yard touchdown run in the second quarter.

2020 (16/16, 1/1): Named NFL Offensive Player of the Year, selected Associated Press first-team All-Pro and named to his second career Pro Bowl. Name NFL's FedEx Ground Player of the Year for the second consecutive season. Started all 16 games and led the NFL with a franchise-record 2,027 rushing yards becoming the eighth player in NFL history to eclipse 2,000 rushing yards in a season. Became the first player since LaDainian Tomlinson (2006-07) to lead the NFL in rushing yards in consecutive seasons. Became the fifth all-time NFL player to lead the NFL in rushing yards, attempts and rushing touchdowns in consecutive seasons and the first since 1967-68. Led the NFL with 2,141 yards from scrimmage which ranks second in franchise history. Led the NFL with a career-high 17 rushing touchdowns. Started the postseason contest and rushed 18 times for 40 yards with three receptions for 11 yards. Led the team in rushing yards 17 times in 2020 (at DEN, vs. JAX, at MIN, vs. BUF, vs. HOU, vs. PIT, at CIN, vs. CHI, vs. IND, at BAL, at IND, vs. CLE, at JAX, vs. DET, at GB, at HOU, vs. BAL). Named AFC Offensive Player of the Month for October after averaging a league-high 114.7 rushing yards per game, totaling an AFC-high 344 yards on 61 attempts and scoring an NFL-best five rushing touchdowns. Became the third player in franchise history to rush for 1,200 yards and 10 touchdowns in at least two consecutive seasons. Passed Lorenzo White (4,079 career rushing yards) for fourth place on the franchise's all-time rushing list at Minnesota (9/27/20). Became the fourth player in franchise history to hit 40 career rushing touchdowns at Minnesota (9/27/20). Registered his 50th career touchdown (rushing and receiving) at Baltimore (11/22/20), becoming the fifth player in franchise history to score at least 50 career touchdowns of any kind. Became the first player in NFL history with multiple game-winning overtime touchdowns in a single season (vs. HOU, at BAL). Went over the 5,000-yard career rushing mark and became the fourth player in franchise history to reach the plateau at Indianapolis (11/29/20). Logged his fourth career game with at least 200 rushing yards and two touchdowns at Jacksonville (12/13/20), becoming the NFL's first player to record four such performances, breaking Jim Brown's NFL record of three games that was later matched by Barry Sanders and LaDainian Tomlinson. Became the NFL's fifth player to rush for at least 175 and two touchdowns three times

in a season, joining Baltimore's Jamal Lewis (2003), the New York Giants' Joe Morris (1986), San Diego's LaDainian Tomlinson (2006) and Miami's Ricky Williams (2002).

- At Denver (9/14), led the team with 116 rushing yards on 31 carries. Caught three passes for 15 yards out of the backfield. Became the third player in franchise history to record 10 consecutive regular season games with at least 80 scrimmage yards. Extended the Titans' initial scoring drive with an 11-yard rush on third-and-one in the second quarter.
- Against Jacksonville (9/20), rushed 25 times for 84 yards. Became the second player in franchise history to record 11 consecutive regular season games with at least 80 scrimmage yards. Extended the Titans' third touchdown drive with a seven-yard run on third-and-three in the second quarter.
- At Minnesota (9/27), rushed 26 times for 119 yards with two touchdowns. Snared two passes for 11 yards. Extended the Titans' scoring drive in the second quarter with a one-yard rush on fourth-and-one. Cut the Vikings' lead to 24-19 with a one-yard touchdown plunge in the third quarter. Gave the Titans a 25-24 lead with a one-yard touchdown rumble late in the third stanza.
- Against Buffalo (10/13), started at running back and carried the ball 19 times for 57 yards with two touchdowns. It was his 10th career game with at least two rushing touchdowns. Caught one pass for six yards. Gave the Titans a 14-7 advantage with a one-yard touchdown plunge on the third play of the second quarter. Increased the Titans lead to 35-16 with a nine-yard touchdown jaunt off right end in the final quarter.
- Against Houston (10/18), named AFC Offensive Player of the Week after recording 22 carries for a team-best 212 yards and two touchdowns, recording his third career 200-yard rushing game. His 212 rushing yards rank fifth in franchise history, and he now owns three of the top six single-game rushing performances in team annals. Kickstarted the Titans' second touchdown drive with a 34-yard run up the middle in the first quarter. Extended the Titans' second touchdown drive with a two-yard rumble on third-and-one in the opening quarter. Allowed the Titans to regain the lead with a 94-yard touchdown run in the fourth quarter. Became the fifth NFL player to record two career rushing touchdowns of 90 or more yards. Kickstarted the Titans' game-winning drive with a 53-yard catch-and-run down the right sideline in overtime. Sealed the 42-36 victory with a game-winning five-yard touchdown run out the Wildcat formation in overtime.
- Against Pittsburgh (10/25), started at running back and rushed 20 times for 75 yards with a score. Caught two passes out of the backfield. Cut the Steelers lead to 27-24 with a one-yard touchdown plunge in the fourth quarter.
- At Cincinnati (11/1), led the team with 112 rushing yards on 18 carries with a score. Rushed seven times for 46 yards during the Titans' initial scoring drive in the second quarter. Extended the Titans initial touchdown drive with a four-yard run on third-and-one. Cut the Bengals' lead to 10-7 with a three-yard touchdown jaunt off right guard in the second quarter. Kept the Titans' second touchdown drive alive with a seven-yard run on third-and-one in the fourth quarter.
- Against Chicago (11/8), rushed 21 times for a team-high 68 yards. Extended the Titans' first touchdown drive with a two-yard run on third-and-two in the second quarter. Kickstarted the Titans' final touchdown drive with a 26-yard jaunt off right end in the fourth quarter.
- Against Indianapolis (11/12), led the team with 103 rushing yards on 19 carries. Hauled in one pass for six yards.
- At Baltimore (11/22), carried the ball 28 times for 133 yards with the game-winning score, his 50th career touchdown. Extended a Titans' scoring drive with a three-yard run on third-and-one late in the second quarter. Ran for a 24-yard gain in the fourth quarter, which put him over the 1,000-yard rushing mark for the third consecutive season. Gave the Titans a 30-24 victory with a 29-yard game-winning, walkoff touchdown run in overtime.
- At Indianapolis (11/29), led the team with 178 rushing yards on 27 carries with three rushing scores. Extended his streak to eight consecutive regular season road games with at least 100 rushing yards. Registered his third career game with at least three rushing touchdowns. Caught two passes for seven yards. Gave the Titans an early 7-0 lead by taking a sweep lateral and sprinting 12 yards for the opening touchdown. Increased the Titans lead to 21-14 with a one-yard touchdown run off right end in the second quarter. On his second touchdown of the day, he passed Charlie Hennigan (51) for fourth place on the franchise's all-time touchdowns list. Kickstarted the Titans' fourth touchdown drive with a 31-yard jaunt off right tackle in the second stanza. Slashed his way to an 11-yard touchdown run and a 28-14 lead with less than two minutes remaining in the first half.
- At Jacksonville (12/13), carried the ball 26 times for 215 yards (8.3 avg.) with two touchdowns. Logged his fourth career game with at least 200

rushing yards and two touchdowns, becoming the NFL's first player to record four such performances, breaking Jim Brown's NFL record of three games that was later matched by Barry Sanders and LaDainian Tomlinson. Registered his ninth consecutive road game with at least 100 rushing yards. Caught two passes for seven yards out of the backfield. Increased the Titans lead to 14-3 with a 36-yard touchdown run up the middle late in the second quarter. Set up the Titans third touchdown of the day with a 47-yard scamper down to the Jaguars' five-yard line early in the third stanza. Gave the Titans a commanding 31-3 advantage with a one-yard touchdown plunge in the third quarter.

- Against Detroit (12/20), rushed 24 times for 147 yards with a touchdown. Caught two passes for five yards. Gave the Titans an early 7-0 lead with a three-yard score off left end for his 15th rushing touchdown of the season. With the touchdown, he joined Terrell Davis (1997-98), Shaun Alexander (2004-05) and Larry Johnson (2005-06) as the only players in NFL history to rush for 1,500 yards and 15 touchdowns in two consecutive seasons. Set up a Titans' touchdown with a 33-yard run down to the Lions' three-yard line on third-and-one on the first play of the fourth quarter. Increased the Titans' lead to 32-18 with a two-point conversion plunge early in the fourth quarter.

- At Green Bay (12/27), rushed 23 times for 98 yards.

- At Houston (1/3), named AFC Offensive Player of the Week after carrying the ball 34 times for a franchise-record 250 rushing yards with two touchdowns in the Titans' division-clinching victory and in the process became the eighth player in NFL history to eclipse 2,000 rushing yards in a season. Became the first player in NFL history with five career games with at least 200 rushing yards and two rushing touchdowns. Gave the Titans a 10-3 lead with a 52-yard touchdown jaunt off right tackle on the first play of the second quarter. Set up the Titans' second touchdown of the afternoon with a 28-yard run to the Texans' one-yard line in the second stanza. Extended the Titans' lead to 24-9 with a six-yard touchdown run off left end in the third quarter. Set up a Titans' touchdown in the third quarter with a 45-yard rumble down the right sideline to the Houston five-yard line in the third quarter.

- Against Baltimore (1/10) in the Wild Card game, rushed 18 times for 40 yards and caught three passes for 11 yards.

2019 (15/15, 3/3): Named the NFL's FedEx Ground Player of the Year. Named second-team All-Pro by the Associated Press. Selected to his first career Pro Bowl. Started 15 games at running back and led the NFL with a career-best 1,540 rushing yards. Led the AFC, ranked third in NFL and led the squad with a career-high 18 total touchdowns. Hauled in 18 receptions for 206 yards with two receiving touchdowns. Ranked second in the AFC and fourth in the NFL with a career-best 1,746 yards from scrimmage. Has posted 24 rushing touchdowns in his past 20 regular season games, which leads the NFL in that time period. Finished with the fourth-best rushing yardage total in franchise history and second in franchise history with 16 rushing touchdowns. Was inactive for one contest. Started all three playoff contests and finished the postseason with 83 rushing attempts for a league-best 446 yards and two touchdowns. His rushing yardage total ranked second in franchise postseason history behind Eddie George's 449 rushing yards during the 1999 playoffs. Hauled in five passes for 21 yards and threw a three-yard touchdown pass. Led the team in rushing yards 17 times in 2019 (at CLE, vs. IND, at ATL, vs. BUF, at DEN, vs. LAC, vs. TB, at CAR, vs. KC, vs. JAX, at IND, at OAK, vs. HOU, at HOU, at NE, at BAL, at KC). Tied for the team lead in receptions once in 2019 (at BAL). With two rushing touchdowns against Kansas City (11/10/19), passed Lorenzo White (29) for fifth place on the franchise's all-time rushing touchdowns list. Became the sixth player in franchise history with at least 12 touchdowns in two or more consecutive seasons. With his 74-yard touchdown run against Jacksonville (11/24/19), he joined Napoleon Kaufman (1997-1999) and Robert Smith (1997-2000) as the only players in NFL history to record a rushing touchdown of at least 70 yards in three consecutive seasons. Passed Steve McNair (3,439 career rushing yards) for sixth place on the team's all-time rushing list and later passed Hoyle Granger (3,514) for fifth place on the team's all-time rushing list at Oakland (12/8/19). Set a franchise playoff record with 182 rushing yards at New England (1/4/20) and then reset it with 195 rushing yards at Baltimore (1/11/20).

- At Cleveland (9/8), started at running back and rushed a game-high 19 times for a team-best 84 yards with a touchdown. Snared one reception for a career-best 75-yard touchdown. It was his first career performance with a rushing touchdown and receiving touchdown in a game. Gave the Titans a 10-6 lead with a one-yard touchdown plunge in the second quarter. Answered a Browns touchdown with a 75-yard touchdown reception on a screen to give the Titans a 22-13 lead late in the third quarter.

- Against Indianapolis (9/15), started at running back and led the team with 82 rushing yards on 15 carries with a touchdown. Caught two passes for 12 yards. Gave the Titans a 14-13 lead with a one-yard touchdown plunge in the third stanza.
- At Atlanta (9/29), started at running back and led the team with 100 rushing yards on 27 carries. Hauled in one reception for eight yards out of the backfield.
- Against Buffalo (10/6), started at running back and led the team with 78 rushing yards on 20 carries with a touchdown. Rumbled for 24 yards on a rush off right end late in the first quarter. Evened the score at 7-7 with a one-yard touchdown plunge on third-and-one in the third quarter.
- Against L.A. Chargers (10/20), started at running back and led the team with 90 rushing yards on 22 rushes with a touchdown. Snagged one reception for 18 yards. Extended the Titans' lead to 23-13 with an 11-yard touchdown rumble off left end in the fourth quarter. On an eight-yard run in the fourth quarter, he passed Ronnie Coleman (2,769 career rushing yards) for ninth place on the franchise's all-time rushing list.
- At Carolina (11/3), started at running back and carried the ball 13 times for 63 yards with a touchdown. Snared three passes for 36 yards with a receiving score. During the Titans' initial touchdown drive in the third quarter, rushed seven times for 47 yards and finished the march with an eight-yard touchdown run up the middle. Cut the Panthers' lead to 24-14 with a 23-yard touchdown reception on a screen early in the final quarter.
- Against Kansas City (11/10), started at running back and rushed 23 times for a then-season-best 188 rushing yards with two touchdowns. Caught two passes for three yards. Gave the Titans a 20-19 with a 68-yard touchdown run up the middle in the third quarter. On his 68-yard touchdown, became the ninth player in franchise history to reach 3,000 career rushing yards. Cut the Chiefs' lead to 29-27 with a one-yard touchdown plunge midway through the fourth quarter.
- Against Jacksonville (11/24), started at running back and rushed 19 times for 159 yards with two touchdowns. Caught one pass for 16 yards. Set up the Titans' second touchdown with a pass to Jonnu Smith which drew a 16-yard pass interference penalty in the end zone in the third quarter. Broke the game open with a 74-yard touchdown run down the left sideline in the third quarter. Less than 30 seconds later after a Titans' fumble recovery on the ensuing kickoff, gave the team a commanding 28-3 lead with a seven-yard touchdown plunge.
- At Indianapolis (12/1), started at running back and carried the ball 26 times for 149 yards with a touchdown. Tied for the team lead with three receptions for 17 yards. Posted his third consecutive 100-yard+ rushing performance. Kept the Titans' opening touchdown drive alive with a three-yard run on third-and-one in the first quarter. Kickstarted the Titans' second touchdown march with a 34-yard run off right end in the third stanza. Cut the Colts lead to 17-14 with a 13-yard touchdown jaunt on fourth-and-one in the third quarter.
- At Oakland (12/8), started at running back and posted his fourth consecutive 100-yard rushing performance with a team-best 103 yards on the ground on 18 carries with two rushing scores. Caught one pass for six yards. Extended the Titans' first touchdown drive with a 12-yard rumble on third-and-one in the opening quarter. Evened the score at 7-7 with a 12-yard touchdown run off left end in the opening quarter. Gave the Titans a 28-21 lead with a 10-yard touchdown jaunt up the middle in the third stanza.
- At Houston (12/29), named AFC Offensive Player of the Week. Rushed a season-high 32 times for a season-best 211 yards with three touchdowns to become the NFL's leading rusher in 2019. Carried the ball seven times for 46 yards during the Titans' touchdown march to start the second half. Increased the Titans lead to 21-7 with a three-yard touchdown plunge in the third quarter. Gave the Titans a 28-14 advantage with a one-yard touchdown run early in the final stanza. Sealed the victory and captured the 2019 NFL rushing title with a 53-yard touchdown jaunt late in the fourth quarter.
- At New England (1/4), started at running back and led the team with a then franchise playoff record 182 rushing yards on 34 carries with a touchdown. Snared a 22-yard reception out of the backfield. Rushed for the second-most yards on the road in an NFL playoff game since 1950. Fueled the Titans' opening touchdown march with seven carries for 49 yards. Kickstarted the Titans' second touchdown drive with a 29-yard jaunt off right tackle in the second quarter. Set up the Titans' second touchdown with a 22-yard catch on a screen down to the Patriots' one-yard line late in the second quarter. Gave the Titans a 14-13 lead with a one-yard touchdown plunge late in the second stanza. Accounted for all 75 yards during the Titans' second touchdown drive.
- At Baltimore (1/11), started at running back. Collected a franchise

postseason record 195 rushing yards on 30 carries and threw his first career touchdown pass. Tied for the team lead with two catches for seven yards. Set up the Titans' third touchdown of the afternoon with a 66-yard jaunt up the middle to the Ravens' six-yard line in the third quarter. Extended the Titans lead to 21-6 with a three-yard touchdown pass to Corey Davis out of the wildcat formation midway through the third stanza.

- At Kansas City (1/19), started at running back and rushed 19 times for 69 yards with a touchdown. Hauled in two passes for minus-eight yards. Gave the Titans a 10-0 lead with a four-yard touchdown run on a direct snap in the first quarter. Extended the Titans' second touchdown drive with a three-yard run on third-and-one in the second stanza.

2018 (16/12): Named to the PFWA's All-AFC team. Played in all 16 games with 12 starts at running back. Led the team and tied for the AFC lead with a then career-best 12 rushing touchdowns. Led the team and ranked second in the AFC with a then career-high 1,059 rushing yards on 215 carries. Hauled in 15 receptions for 99 yards. Completed two of three passes for 14 yards. Set a franchise record with 238 rushing yards and tied a franchise mark with four rushing touchdowns, including an NFL-record-tying 99-yard rushing score against Jacksonville (12/6/18). Led the team in rushing yards eight times in 2018 (vs. HOU, at JAX, at BUF, vs. NE, at IND, vs. JAX, at NYG, vs. WAS). Named AFC Offensive Player of the Week after collecting a franchise-best 238 rushing yards with a franchise-tying four rushing touchdowns against Jacksonville (12/6/18). Named AFC Offensive Player of the Month for December 2018 after registering 97 carries for 625 yards and eight touchdowns. Henry authored one of only four calendar months for the franchise since 1970 in which a player rushed for at least 600 yards.

- Against Houston (9/16), started at running back and led the team with 18 carries and 56 rushing yards. Posted his first career completion with a toss to Taywan Taylor for eight yards on a play out of the Wildcat formation. Extended the Titans' second scoring drive with a five-yard jaunt out of the Wildcat on third-and-one in the first quarter.
- At Los Angeles Chargers in London (10/21), started at running back and carried the ball 12 times for 33 yards with a touchdown. Snared two receptions for 32 yards out of the backfield. Ignited the Titans' second scoring drive with a 21-yard catch in the second stanza. Cut the Chargers' lead to 17-13 with a one-yard touchdown plunge with 9:43 left to play in the third quarter. Kept the Titans' final touchdown drive alive with a three-yard run on third-and-one in the fourth quarter.
- Against New England (11/11), started at running back and led the team with 58 rushing yards on 11 carries with a then career-high-tying two rushing scores. Extended the Titans lead to 24-10 with a one-yard touchdown plunge late in the second quarter. Sealed the Titans' victory with a 10-yard touchdown run out of the Wildcat to make the score 34-10 in the fourth quarter.
- Against Jacksonville (12/6), named AFC Offensive Player of the Week after rushing 17 times for a franchise-best 238 rushing yards with a franchise-tying four rushing touchdowns. His 238 rushing yards set a new franchise record, breaking Chris Johnson's mark of 228 yards against the Jaguars on Nov. 1, 2009. Became the seventh NFL player since the 1970 AFL-NFL merger with at least four rushing touchdowns and at least 200 rushing yards in a game. Matched Johnson as the only players in NFL history with a rushing touchdown of at least 90 yards and a rushing touchdown of at least 50 yards in the same game. Gave the Titans an early 7-0 lead with a three-yard touchdown plunge in the first quarter. Gave the Titans a commanding 13-2 lead with an NFL record-tying long 99-yard touchdown jaunt that featured multiple stiff arms in the second quarter. Notched his third rushing touchdown of the evening with a 16-yard rumble up the middle in the third quarter. Tied the franchise record with his fourth rushing score on a 54-yard sprint down the right sideline in the third stanza. With his four touchdowns in the game, he set a new career high with nine rushing touchdowns on the season.
- At N.Y. Giants (12/16), started at running back and posted a career-high 33 rushes for 170 yards and two touchdowns. Grabbed one reception out of the backfield. Recorded a team-best 10 first downs. Gave the Titans an early 7-0 lead with a one-yard touchdown plunge on fourth-and-goal in the first stanza. On a 22-yard run in the second quarter, surpassed 2,000 career rushing yards. Increased the Titans lead to 14-0 with his second one-yard touchdown run of the afternoon with 2:20 left to play in the third quarter.
- Against Washington (12/22), started at running back and rushed 21 times for 84 yards with a touchdown. Caught one pass for eight yards. Gave the Titans an early 6-3 lead with a one-yard touchdown plunge in the first quarter. Set up the Titans' game-winning touchdown with an 18-yard

rumble down to the Redskins' two-yard line in the final stanza.

- Against Indianapolis (12/30), started at running back and led the team with 93 rushing yards on 16 carries. Hauled in one reception for 13 yards. Set up a Titans' touchdown by rumbling 33 yards to the Colts' 22-yard line late in the third quarter.

2017 (16/2, 2/2): Saw action in all 16 games with two starts at running back and led the team with a career-best 744 rushing yards on 176 carries. Tied for second on the squad with five rushing touchdowns. Caught 11 passes for 136 yards with a touchdown. Started his first two career postseason contests and led the squad with 184 rushing yards on 35 carries with a touchdown. Recorded five catches for 56 yards. Led the team in rushing yards eight times in 2017 (at JAX, vs. IND, vs. BAL, vs. CIN, at PIT, at IND, vs. HOU, at KC). Had three 100-yard rushing performances (including the playoffs) in 2017 (vs. IND, vs. HOU, at KC). Collected a career-best 131 rushing yards against Indianapolis (10/16/17). Set a new single-game postseason franchise record with 191 scrimmage yards at Kansas City (1/6/18), breaking a 57-year-old record.

- At Jacksonville (9/17), saw action as a reserve at running back and led the team with a then career-best 92 rushing yards on 14 carries with a touchdown. Posted 87 of his rushing yards in the second half. Kept the Titans' second scoring drive alive with a two-yard run on third-and-one in the second quarter. Gave the Titans a 16-3 lead with a punishing 17-yard touchdown run up the middle with 6:36 left to play in the third quarter. Extended the Titans' final touchdown drive with a three-yard plunge on third-and-one in the final quarter.

- Against Indianapolis (10/16), saw action as a reserve at running back and led the team with a career-best 131 rushing yards on a career-high 19 rushes with a touchdown. Caught one pass for 14 yards out of the backfield. Sealed the Titans' win with a 72-yard touchdown rumble down the left sideline on third-and-five with 47 second left to play in the game.

- Against Baltimore (11/5), played as a reserve at running back and led the team with 26 rushing yards on eight carries including a touchdown. Caught two passes for 10 yards. Increased the Titans lead to 16-6 with a one-yard touchdown run on third-and-one in the second quarter. Extended the Titans' game-winning touchdown drive with a six-yard catch on third-and-three in the fourth quarter.

- At Indianapolis (11/26), saw action as a reserve at running back and led the team with 79 rushing yards on 13 carries. Hauled in one reception for 10 yards out of the backfield. During the team's game-winning drive in the fourth quarter, posted five carries for 42 yards and one reception for 10 yards. Helped seal the game with a 16-yard run on the first play after the two-minute warning.

- Against Houston (12/3), played as a reserve at running back and led the team with 109 rushing yards on 11 carries with a score. Set up the Titans' first touchdown with a 24-yard rumble down to the Texans' nine-yard line. Extended the Titans' second touchdown drive with a three-yard run on fourth-and-one late in the third quarter. Clinched the victory with a 75-yard touchdown run on third-and-five late in the fourth quarter.

- At Arizona (12/10), started at running back as the team opened in a two-back set and rushed eight times for 20 yards with a touchdown. Gave the Titans a 7-0 lead with a six-yard touchdown run off left end with 7:16 remaining in the first half.

- Against Jacksonville (12/31), started at running back and carried the ball a career-high 28 times for 51 yards. Led the team with 66 receiving yards and a touchdown. Gave the Titans a 6-0 lead with a 66-yard touchdown catch on a screen pass early in the second quarter.

- At Kansas City (1/6), started at running back and led the team with 156 rushing yards on 23 carries with a touchdown in his first career postseason game. Caught two passes for 35 yards out of the backfield. His 191 scrimmage yards set a new single-game postseason record for the franchise, breaking a 57-year-old record. Cut the Chiefs' lead to 21-16 with a 35-yard touchdown jaunt with 14:08 left to play in the game. Sealed the victory with a 22-yard rumble for a first down on third-and-10 with 1:53 remaining in the game.

2016 (15/2): Played in 15 games with two starts at running back as a rookie and ranked second on the team with 490 rushing yards on 110 carries with five touchdowns. Became the third rookie for the franchise in the "Titans era" to score at least five touchdowns in a season. Hauled in 13 receptions for 137 yards. Did not play in one contest after suffering an injury in pregame warmups. Led the team in rushing yards twice (at CHI, vs. HOU). Tied for the team lead in receptions once (vs. JAX). Appeared in his first career NFL game and started at running back against Minnesota (9/11/16). Posted his first career touchdown against Jacksonville (10/27/16).

- Against Minnesota (9/11), made his NFL debut and started in a two-running back set. Carried the ball five times for three yards and caught two passes for 41 yards. Set up the Titans' opening field goal by hauling in his first career catch and reversing field for a 29-yard gain in the first quarter.

- At Detroit (9/18), played as a reserve at running back and rushed nine times for 40 yards. Caught one pass for nine yards. Extended the Titans' first scoring drive with a five-yard jaunt on third-and-one late in the opening stanza.

- At Miami (10/9), started at running back as the team opened the game in a two-running back set. Rushed seven times for 54 yards with a long rush of 22 yards. Set up the Titans' second touchdown with a 22-yard dash up the middle in the second quarter.

- Against Jacksonville (10/27), played significant snaps as a reserve at running back and rushed 16 times for 60 yards with his first career touchdown. Tied for the team lead with four receptions for 37 yards. Increased the Titans lead to 17-0 with his first career rushing touchdown on a six-yard run off right end in the second quarter. Kept the Titans' final scoring drive alive with a two-yard rumble on third-and-one on the first play of the fourth quarter.

- At San Diego (11/6), did not play after being injured in pregame warmups.
- At Chicago (11/27), played as a reserve at running back and led the team with 60 rushing yards on eight carries with a touchdown. Evened the score at 7-7 with an 11-yard touchdown run off left tackle with four seconds left to play in the first quarter.

- At Kansas City (12/18), played as a reserve at running back and carried the ball nine times for 58 yards with two touchdowns. Carried the ball five times for 41 yards during the Titans' initial touchdown drive that was punctuated by his four-yard touchdown run with 11:58 left to play in the second quarter. Cut the Chiefs' lead to 17-16 with his second touchdown of the afternoon, a one-yard jaunt, with 3:12 left to play in the fourth quarter.

- Against Houston (1/1), played as a reserve at running back and led the team with a career-best 65 rushing yards on 15 carries with a touchdown. Caught one pass for three yards. Kept the Titans' final touchdown drive alive with a 14-yard run on third-and-one in the third quarter. Gave the Titans a 21-7 advantage with a two-yard touchdown jaunt with 4:44 left to play in the third stanza.

COLLEGE:

- In three seasons at Alabama (2013-15), Henry played in 39 games and totaled 602 carries for a school-record 3,591 yards and 42 rushing touchdowns and added 285 yards on 17 career receptions with three receiving scores. Henry won numerous awards including the Heisman Trophy, the Doak Walker Award, Walter Camp Award, and Maxwell Award. During Alabama's victory over Clemson in the 2016 College Football Playoff National Championship, he broke Shaun Alexander's record for most career rushing yards in Alabama history.

- As a junior (2015), claimed the Crimson Tide's second Heisman Trophy and led his team to the College Football Playoff National Championship. Also won the Doak Walker and Maxwell Award and was selected as the Walter Camp Player of the Year. Named a unanimous first team All-American and first team All-SEC by the league's coaches and the Associated Press. Selected as the SEC Offensive Player of the Year by both outlets. Rushed for a school- and Southeastern Conference record 2,219 yards, which led the nation and was the fifth most in a single-season by an FBS player in college football history. Averaged 147.9 yards per game, which was second in the country. His 28 rushing touchdowns were a national best and an SEC record, snapping Tim Tebow and Tre Mason's old mark of 23. Led the SEC in rushing in conference games with a 179.2 yards per game average, including 13 touchdowns. Had multiple rushing touchdowns in nine games and set the Alabama single-season record with 10 100-yard rushing games and four 200-yard games, which broke Bobby Humphrey's school record (3) set in 1986. Only the third running back in SEC history (Herschel Walker and Bo Jackson) to have four 200-yard games in a single season. Set the school record with 11 consecutive games with a rushing touchdown and finished his career 20 straight, which was the most in the SEC history. Caught 11 passes for 91 yards. Accounted for a team-high 109 first down rushes on a school-record 395 carries. Was a five-time SEC Offensive Player of the Week (Wisconsin, Georgia, Texas A&M, Mississippi State and Auburn).

- At Auburn (11/28/15), produced a Heisman-worthy performance as he rushed his way past the Tigers on the Plains to the tune of a career-high 271 yards on the ground on a school-record 46 carries. Scored a touchdown on his 46th and final carry on a 25-yard jaunt that capped 14 straight rushes to end the game. Earned Walter Camp National Player of

the Week honors and SEC Player of the Week accolades.

- Against Clemson (1/11/16), rushed for 158 yards and three touchdowns as the Crimson Tide claimed a 45-40 victory to win the national championship. Carried 36 times, including a 50-yard touchdown scamper in the first quarter and then sealed the win with a one-yard plunge with 1:07 remaining in the game.
- As a sophomore (2014), finished the year with 990 rushing yards on 172 carries with 11 rushing touchdowns. Had five receptions for 133 yards and two receiving touchdowns. Played in all 14 games with two starts and had 21 explosive rushes of 12 yards or more while converting 47 first downs, including four on third down. Three of his five receptions were explosive, taking screen passes 29, 41 and 52 yards.
- As a freshman (2013), as a true freshman saw action in 12 games and totaled 382 rushing yards on 35 carries for a 10.9 yards per carry average. Rushed 10 times (28.6 percent) for 12 yards or more while converting 17 first downs. Took his one pass reception to the end zone for a 61-yard catch and run in the Sugar Bowl. Contributed three tackles on special teams. Registered two 100-yard game (111 vs. Arkansas and 100 vs. Oklahoma).
- Graduated from Alabama in May 2018 with a degree in communications.

PERSONAL:

- Attended Yulee (Fla.) High School, where he was five-star prospect that was listed as the nation's No. 1 athlete and No. 4 running back prospect.
- Was a member of the 2012 All-USA Football Team, chosen by USA Today and also was named the 2012 Maxwell Football Club National High School Player of the Year.
- Broke Ken Hall's 51-year-old national high school rushing record with 12,124 yards after rushing for 4,261 yards as a senior in 2012. Was a Parade Magazine All-American and the publication's National Player of the Year.
- Played for the East squad in the U.S. Army All-American Bowl, rushing for 53 yards with a touchdown and a two-point conversion.
- Named MaxPreps National Player of the Year and first-team All-American after finishing his high school career with 153 rushing touchdowns, which ranks fifth all time, including 55 scores in 2012.
- Set the Florida high school record with a 510-yard performance against Jacksonville Jackson and averaged 9.2 yards per carry and 327.8 yards per game as a senior.
- Named 2012 first-team All-State selection by the Associated Press and was the Player of the Year on the All-First Coast team.
- Named the 2012 Columbus (Ohio) Touchdown Club National High School Player of the Year as a senior.
- As a junior (2011), rushed for 2,610 yards and 34 scores to earn first-team All-Coast honors from the Florida Times-Union.

- As a sophomore (2010) was named first-team All-Coast running back after rushing for 2,788 yards and 38 touchdowns while averaging 8.9 yards per attempt.
- As a freshman (2009), rushed for 2,465 yards and 26 scores.
- Also played basketball and ran track (100, 400, 4x100, 4x400) in high school.
- As a standout track & field athlete, he competed as a sprinter and posted a personal-best time of 11.11 seconds in the 100-meter dash at the 2011 FHSAA 2A District 3 Championships, where he placed seventh.
- List of favorites: (movie) "Remember the Titans"; (musician) Kevin Gates; (place to get away) anywhere with his family; (food) wings; (athletes as a child) LaDainian Tomlinson and Eddie George; (sports teams as a child) New York Yankees, Los Angeles Lakers.
- Follow Henry on Twitter at @kinghenry_2.
- Follow Henry on Instagram at @last_king_2.
- Born Derrick Lamar Henry, Jr. on Jan. 4, 1994 in Yulee, Fla.

DERRICK HENRY'S GAME-BY-GAME

2016 Tennessee Titans					RUSHING				RECEIVING				
Date	Opp	W/L	P/S	Att	Yds	Avg	Lg	TD	No	Yds	Avg	Lg	TD
Sept 11	Min	L	S	5	3	0.6	5	0	2	41	20.5	29	0
Sept 18	@ Det	W	p	9	40	4.4	9	0	1	9	9.0	9	0
Sept 25	Oak	L	p	10	45	4.5	13	0	0	0	-	0	0
Oct 2	@ Hou	L	p	3	9	3.0	6	0	0	0	-	0	0
Oct 9	@ Mia	W	S	7	54	7.7	22	0	0	0	-	0	0
Oct 16	Cle	W	p	2	7	3.5	4	0	2	20	10.0	12	0
Oct 23	Ind	L	p	1	3	3.0	3	0	0	0	-	0	0
Oct 27	Jax	W	p	16	60	3.8	15	1	4	37	9.3	15	0
Nov 6	@ SD	L	DNP										
Nov 13	GB	W	p	9	31	3.4	19	0	0	0	-	0	0
Nov 20	@ Ind	L	p	0	0	-	0	0	0	0	-	0	0
Nov 27	@ Chi	W	p	8	60	7.5	17	1	0	0	-	0	0
Dec 11	Den	W	p	12	42	3.5	6	0	1	5	5.0	5	0
Dec 18	@ KC	W	p	9	58	6.4	15	2	0	0	-	0	0
Dec 24	@ Jax	L	p	4	13	3.3	10	0	2	22	11.0	11	0
Jan 1	Hou	W	p	15	65	4.3	14	1	1	3	3.0	3	0
Totals		9-7	15/2	110	490	4.5	22	5	13	137	10.5	29	0

2017 Tennessee Titans					RUSHING				RECEIVING				
Date	Opp	W/L	P/S	Att	Yds	Avg	Lg	TD	No	Yds	Avg	Lg	TD
Sept 10	Oak	L	p	6	25	4.2	8	0	0	0	-	0	0
Sept 17	@ Jax	W	p	14	92	6.6	17t	1	0	0	-	0	0
Sept 24	Sea	W	p	13	54	4.2	25	0	1	10	10.0	10	0
Oct 1	@ Hou	L	p	6	7	1.2	3	0	0	0	-	0	0
Oct 8	@ Mia	L	p	4	9	2.3	11	0	0	0	-	0	0
Oct 16	Ind	W	p	19	131	6.9	72t	1	1	14	14.0	14	0
Oct 22	@ Cle	W	p	13	13	1.0	9	0	2	11	5.5	8	0
Nov 5	Bal	W	p	8	26	3.3	10	1	2	10	5.0	6	0
Nov 12	Cin	W	p	11	52	4.7	23	0	0	0	-	0	0
Nov 16	@ Pit	L	p	7	32	4.6	16	0	0	0	-	0	0
Nov 26	@ Ind	W	p	13	79	6.1	16	0	1	10	10.0	10	0
Dec 3	Hou	W	p	11	109	9.9	75t	1	0	0	-	0	0
Dec 10	@ Ari	L	S	8	20	2.5	9	1	0	0	-	0	0
Dec 17	@ SF	L	p	7	19	2.7	10	0	2	9	4.5	8	0
Dec 24	LAR	L	p	8	25	3.1	10	0	1	6	6.0	6	0
Dec 31	Jax	W	S	28	51	1.8	13	0	1	66	66.0	66t	1
Totals		9-7	16/2	176	744	4.2	75t	5	11	136	12.4	66t	1

Playoffs

Jan 6	@ KC	W	S	23	156	6.8	35t	1	2	35	17.5	29	0
Jan 13	@ NE	L	S	12	28	2.3	4	0	3	21	7.0	14	0
Totals		1-1	2/2	35	184	5.3	35t	1	5	56	11.2	29	0

2018 Tennessee Titans					RUSHING				RECEIVING				
Date	Opp	W/L	P/S	Att	Yds	Avg	Lg	TD	No	Yds	Avg	Lg	TD
Sept 9	@ Mia	L	S	10	26	2.6	5	0	1	5	5.0	5	0
Sept 16	Hou	W	S	18	56	3.1	9	0	0	0	-	0	0
Sept 23	@ Jax	W	S	18	57	3.2	14	0	0	0	-	0	0
Sept 30	Phi	W	S	8	24	3.0	14	0	2	7	3.5	13	0
Oct 7	@ Buf	L	S	11	56	5.1	14	0	0	0	-	0	0
Oct 14	Bal	L	S	7	21	3.0	6	0	1	5	5.0	5	0
Oct 21	@ LAC	L	S	12	33	2.8	7	1	2	32	16.0	21	0
Nov 5	@ Dal	W	S	6	27	4.5	13	1	2	5	2.5	3	0
Nov 11	NE	W	S	11	58	5.3	14	2	0	0	-	0	0
Nov 18	@ Ind	L	p	9	46	5.1	16	0	0	0	-	0	0
Nov 26	@ Hou	L	p	8	30	3.8	8	0	2	19	9.5	11	0
Dec 2	NYJ	W	p	10	40	4.0	12	1	2	5	2.5	4	0
Dec 6	Jax	W	p	17	238	14.0	99t	4	0	0	-	0	0
Dec 16	@ NYG	W	S	33	170	5.2	22	2	1	0	0.0	0	0
Dec 22	Was	W	S	21	84	4.0	18	1	1	8	8.0	8	0
Dec 30	Ind	L	S	16	93	5.8	33	0	1	13	13.0	13	0
Totals		9-7	16/12	215	1,059	4.9	99t	12	15	99	6.6	21	0

2019 Tennessee Titans					RUSHING				RECEIVING				
Date	Opp	W/L	P/S	Att	Yds	Avg	Lg	TD	No	Yds	Avg	Lg	TD
Sept 8	@ Cle	W	S	19	84	4.4	18	1	1	75	75.0	75t	1
Sept 15	Ind	L	S	15	82	5.5	18	1	2	12	6.0	9	0
Sept 19	@ Jax	L	S	17	44	2.6	11	1	1	2	2.0	2	0
Sept 29	@ Atl	W	S	27	100	3.7	16	0	1	8	8.0	8	0
Oct 6	Buf	L	S	20	78	3.9	24	1	0	0	-	0	0
Oct 13	@ Den	L	S	15	28	1.9	6	0	1	5	5.0	5	0
Oct 20	LAC	W	S	22	90	4.1	12	1	1	18	18.0	18	0
Oct 27	TB	W	S	16	75	4.7	34	0	1	8	8.0	8	0
Nov 3	@ Car	L	S	13	63	4.8	12	1	3	36	12.0	23t	1
Nov 10	KC	W	S	23	188	8.2	68t	2	2	3	1.5	6	0
Nov 24	Jax	W	S	19	159	8.4	74t	2	1	16	16.0	16	0
Dec 1	@ Ind	W	S	26	149	5.7	34	1	3	17	5.7	9	0
Dec 8	@ Oak	W	S	18	103	5.7	24	2	1	6	6.0	6	0
Dec 15	Hou	L	S	21	86	4.1	23	0	0	0	-	0	0
Dec 22	NO	L	IA										
Dec 29	@ Hou	W	S	32	211	6.6	53t	3	0	0	-	0	0
Totals		9-7	15/15	303	1,540	5.1	74t	16	18	206	11.4	75t	2

Playoffs

Jan 4	@ NE	W	S	34	182	5.4	29	1	1	22	22.0	22	0
Jan 11	@ Bal	W	S	30	195	6.5	66	0	2	7	3.5	8	0
Jan 19	@ KC	L	S	19	69	3.6	13	1	2	-8	-4.0	-2	0
Totals		2-1	3/3	83	446	5.4	66	2	5	21	4.2	22	0

2020 Tennessee Titans					RUSHING				RECEIVING				
Date	Opp	W/L	P/S	Att	Yds	Avg	Lg	TD	No	Yds	Avg	Lg	TD
Sept 14	@ Den	W	S	31	116	3.7	13	0	3	15	5.0	6	0
Sept 20	Jax	W	S	25	84	3.4	14	0	0	0	-	0	0
Sept 27	@ Min	W	S	26	119	4.6	16	2	2	11	5.5	6	0
Oct 13	Buf	W	S	19	57	3.0	12	2	1	6	6.0	6	0
Oct 18	Hou	W	S	22	212	9.6	94t	2	2	52	26.0	53	0
Oct 25	Pit	L	S	20	75	3.8	17	1	2	-3	-1.5	-1	0
Nov 1	@ Cin	L	S	18	112	6.2	21	1	0	0	-	0	0
Nov 8	Chi	W	S	21	68	3.2	26	0	0	0	-	0	0
Nov 12	Ind	L	S	19	103	5.4	20	0	1	6	6.0	6	0
Nov 22	@ Bal	W	S	28	133	4.8	29t	1	1	-1	-1.0	-1	0
Nov 29	@ Ind	W	S	27	178	6.6	31	3	2	7	3.5	4	0
Dec 6	Cle	L	S	15	60	4.0	10	0	1	9	9.0	9	0
Dec 13	@ Jax	W	S	26	215	8.3	47	2	2	7	3.5	6	0
Dec 20	Det	W	S	24	147	6.1	33	1	2	5	2.5	6	0
Dec 27	@ GB	L	S	23	98	4.3	10	0	0	0	-	0	0
Jan 3	@ Hou	W	S	34	250	7.4	52t	2	0	0	-	0	0
Totals		11-5	16/16	378	2,027	5.4	94t	17	19	114	6.0	53	0

Playoffs

Jan 10	Bal	L	S	18	40	2.2	8	0	3	11	3.7	7	0
Totals		0-1	1/1	18	40	2.2	8	0	3	11	3.7	7	0

2021 Tennessee Titans					RUSHING				RECEIVING				
Date	Opp	W/L	P/S	Att	Yds	Avg	Lg	TD	No	Yds	Avg	Lg	TD
Sept 12	Ari	L	S	17	58	3.4	19	0	3	19	6.3	8	0
Sept 19	@ Sea	W	S	35	182	5.2	60t	3	6	55	9.2	15	0
Sept 26	Ind	W	S	28	113	4.0	19	0	3	31	10.3	14	0
Oct 3	@ NYJ	L	S	33	157	4.8	22	1	2	20	10.0	16	0
Oct 10	@ Jax	W	S	29	130	4.5	15	3	0	0	-	0	0
Oct 18	Buf	W	S	20	143	7.2	76t	3	2	13	6.5	9	0
Oct 24	KC	W	S	29	86	3.0	11	0	2	16	8.0	13	0
Oct 31	@ Ind	W	S	28	68	2.4	9	0	0	0	-	0	0
Nov 7	@ LAR	W	IR										
Nov 14	NO	W	IR										
Nov 21	Hou	L	IR										
Nov 28	@ NE	L	IR										
Dec 12	Jax	W	IR										
Dec 19	@ Pit	L	IR										
Dec 23	SF	W	IR										
Jan 2	Mia	W	IR										
Jan 9	@ Hou	W	IR										
Totals		12-5	8/8										

DERRICK HENRY'S GAME-BY-GAME CONT.

2022 Tennessee Titans				RUSHING					RECEIVING																	
Date	Opp	W/L	P/S	Att	Yds	Avg	Lg	TD	No	Yds	Avg	Lg	TD													
Sept 11	NYG	L	S	21	82	3.9	18	0	0	0	-	0	0	Dec 4	@	Phi										
Sept 19	@ Buf	L	S	13	25	1.9	9	1	0	0	-	0	0	Dec 11		Jax										
Sept 25	LV	W	S	20	85	4.3	24	1	5	58	11.6	23	0	Dec 18	@	LAC										
Oct 2	@ Ind	W	S	22	114	5.2	19t	1	3	33	11.0	22	0	Dec 24		Hou										
Oct 9	@ Was	W	S	28	102	3.6	15	2	2	30	15.0	24	0	Dec 29		Dal										
Oct 23	Ind	W	S	30	128	4.3	23	0	3	10	3.3	9	0	Jan 7/8	@	Jax										
Oct 30	@ Hou	W	S	32	219	6.8	41	2	1	9	9.0	9	0	Totals												
Nov 6	@ KC	L	S	17	115	6.8	56	2	0	0	-	0	0		6-3	9/9	202	923	4.6	56	9	16	154	9.6	24	0
Nov 13	Den	W	S	19	53	2.8	10	0	2	14	7.0	7	0													
Nov 17	@ GB																									
Nov 27	Cin																									

DERRICK HENRY'S NFL STATISTICS

REGULAR SEASON				RUSHING					RECEIVING				
Year	Team	GP	GS	Att	Yds	Avg	Lg	TD	No	Yds	Avg	Lg	TD
2016	Tennessee	15	2	110	490	4.5	22	5	13	137	10.5	29	0
2017	Tennessee	16	2	176	744	4.2	75t	5	11	136	12.4	66t	1
2018	Tennessee	16	12	215	1,059	4.9	99t	12	15	99	6.6	21	0
2019	Tennessee	15	15	303	1,540	5.1	74t	16	18	206	11.4	75t	2
2020	Tennessee	16	16	378	2,027	5.4	94t	17	19	114	6.0	53	0
2021	Tennessee	8	8	219	937	4.3	76t	10	18	154	8.6	16	0
2022	Tennessee	9	9	202	923	4.6	56	9	16	154	9.6	24	0
NFL Totals		95	64	1,603	7,720	4.8	99t	74	110	1000	9.1	75t	3

PLAYOFFS				RUSHING					RECEIVING				
Year	Team	GP	GS	Att	Yds	Avg	Lg	TD	No	Yds	Avg	Lg	TD
2017	Tennessee	2	2	35	184	5.3	35t	1	5	56	11.2	29	0
2019	Tennessee	3	3	83	446	5.4	66	2	5	21	4.2	22	0
2020	Tennessee	1	1	18	40	2.2	8	0	3	11	3.7	7	0
2021	Tennessee	1	1	20	62	3.1	9	1	0	0	-	0	0
NFL Totals		7	7	156	732	4.7	66	4	13	88	6.8	29	0

Single-Game Highs

Rushes - 35 at Seattle (9/19/21)
 Rushing Yards - 250 at Houston (1/3/21)
 Long Rush - 99t vs. Jacksonville (12/6/18)
 Touchdowns - 4 vs. Jacksonville (12/6/18)
 Receptions - 6 at Seattle (9/19/21)
 Receiving Yards - 75 at Cleveland (9/8/19)
 Long Reception - 75t at Cleveland (9/8/19)
 Touchdowns - 1 (Three times, last at Carolina 11/3/19)

Additional Statistics

Pass Attempts - 2 for 3 for 14 yards (2018); 1 for 1 for 5-yard touchdown (2021)
 Tackles - 4 (2018), 1 (2019)
 Two-Point Conversions - 1 run (2020), 1 run (2021)
 Fumble Recoveries - 1 (2020), 1 (2021)

Playoff Single-Game Highs

Rushes - 34 at New England (1/4/20)
 Rushing Yards - 195 at Baltimore (1/11/20)
 Long Rush - 66 at Baltimore (1/11/20)
 Touchdowns - 1 (Four times, last vs. Cincinnati 1/22/22)
 Receptions - 3 (Twice, last vs. Baltimore 1/10/21)
 Receiving Yards - 35 at Kansas City (1/6/18)
 Long Reception - 29 at Kansas City (1/6/18)

Additional Playoff Statistics

Pass Attempts - 1 for 1 for 3-yard touchdown at Baltimore (1/11/20)
 Fumble Recoveries - 1 (2019)



40 DONTRELL HILLIARD

RUNNING BACK • 5'11" • 202 LBS • COLLEGE: TULANE

ACQUIRED: FREE AGENT - 2021

NFL EXPERIENCE (NFL/TITANS): 5/2 • HOMETOWN: BATON ROUGE, LA.

GAMES PLAYED/GAMES STARTED: 48/6 (PLAYOFFS: 1/0)



PRO: Running back Dontrell Hilliard initially joined the Titans as a practice squad player on Oct. 27, 2021. He went on to play in eight games with five starts during his first campaign in Tennessee, establishing or tying career highs in rushing attempts (56), rushing yards (350) and touchdowns (two), as well as receptions (19). The 5-foot-11-inch, 202 pounder was originally signed as an undrafted college free agent by the Cleveland Browns in 2018. Prior to arriving in Tennessee, the Tulane product appeared in 32 total games with Cleveland (2018-20) and Houston (2020), gaining experience as a reserve running back as well as a punt returner and kickoff returner.

CAREER HIGHLIGHTS:

- During his first season in Tennessee in 2021, Hilliard set career highs with 56 rushing attempts and 350 rushing yards and tied a career high with a pair of rushing touchdowns. He added 87 yards on a career-high 19 receptions and added eight kickoff returns for 177 yards (22.1 avg.).
- In his first career rushing attempt, Hilliard scored a four-yard touchdown against the Titans on Sept. 8, 2019.

TITANS TIDBITS:

- Hilliard became a vegan in 2021 and says the switch has made a significant difference in his general health and in his career.
- Hilliard has several business interests, including residential and commercial real estate. He also is in the process of opening his own American Bully kennel.
- At Tulane, Hilliard competed in outdoor track and field. His 4x100-relay team placed third in the American Athletic Conference.
- Hilliard is active in supporting and promoting Fuel Up to Play 60, the leading in-school health and wellness program that empowers students and educators to work together to build healthier schools and create healthy, high achieving students. He also supports gun violence prevention. Hilliard has represented both causes during My Cause, My Cleats.

CAREER TRANSACTIONS:

- The Baton Rouge, La., native was originally signed by the Cleveland Browns as an undrafted college free agent on May, 5, 2018.
- Waived by the Browns on Sept. 1, 2018 and signed to the team's practice squad a day later.
- Signed by the Browns to the team's active roster off the practice squad on Oct. 9, 2018.
- Waived by the Browns on Sept. 5, 2020 and signed to the team's practice squad a day later.
- Signed by the Browns to the team's active roster off the practice squad on Sept. 30, 2020.
- Waived by the Browns on Dec. 13, 2020.
- Claimed off waivers by the Houston Texans on Dec. 15, 2020.
- Waived by the Texans on Aug. 19, 2021.
- Signed by the Titans to their practice squad on Oct. 27, 2021.
- Activated from the practice squad to the active roster standard elevation on Oct. 30, 2021.
- Activated from the practice squad to the active roster standard elevation on Nov. 20, 2021.
- Signed by the Titans to the team's active roster off the practice squad on Nov. 23, 2021.

SEASON RECAPS:

2022 (8/1 - Tennessee): Leads the team with three receiving touchdowns. Ranks fourth on the team with 15 receptions. Tied for fifth on the team with five special teams tackles. Has tied for the team lead in receptions twice in 2022 (at IND, at WAS). Collected a career-high two receiving touchdowns against N.Y. Giants (9/11/22).

- Against N.Y. Giants (9/11), saw action as a reserve at running back and snared three receptions for a career-high 61 yards with a career-best two receiving touchdowns. Became the first Titans running back with two or more touchdown receptions in a game since DeMarco Murray had two touchdown catches in 2016. Rushed twice for eight yards. Registered two special teams tackles on coverage units. Got open for a seven-yard touchdown reception, the first of his career, to give the Titans an early 7-0 lead in the opening stanza. Extended the Titans' second scoring drive with a 31-yard reception on third-and-three in the second quarter. Gave the Titans a 20-13 lead with a 23-yard touchdown grab in the third quarter.
- At Buffalo (9/19), was inactive.

- Against Las Vegas (9/25), saw action as a reserve at running back and rushed twice for 14 yards. Snared a 30-yard reception for a first down when the team was backed up deep in their own territory late in the third quarter.

- At Indianapolis (10/2), played as a reserve at running back and tied for the team lead with four catches for 18 yards.

- At Washington (10/9), tied for the team lead with four receptions for 23 yards with a touchdown grab. Gave the Titans a 7-0 lead with a 13-yard touchdown catch in the opening quarter. Extended the Titans' second touchdown drive by hauling in an eight-yard pass on third-and-five in the second stanza.

- Against Indianapolis (10/23), started at running back in a two-back formation and rushed once for four yards. Registered a special teams tackle on coverage units.

- At Houston (10/30), carried the ball eight times for 83 yards, the second-best rushing yardage total of his career. Caught one pass for 12 yards out of the backfield. Registered a special teams tackle. Extended the Titans' second touchdown drive with a 30-yard sprint off left tackle on third-and-six in the third quarter.

- At Kansas City (11/6), rushed three times for 12 yards and caught one pass out of the backfield.

- Against Denver (11/13), carried the ball once for two yards and snared one reception for six yards. Registered a special teams tackle on coverage units.

2021 (8/5, 1/0 - Tennessee): Saw action in eight games with five starts at running back in his first season with the Titans after being signed as a signed free agent on Oct. 27. Ranked third on the team with a career-high 350 rushing yards on 56 carries with two touchdowns. Hauled in 19 receptions for 87 yards. Spent two games on the team's practice squad. Saw action as a reserve in the postseason contest and grabbed three receptions for 13 yards. Led the team in rushing yards once (at NE). Led or tied for the team lead in receptions three times (vs. HOU, at PIT, vs. MIA). Made his first career NFL start at New England (11/28/21).

- At Indianapolis (10/31), made his Titans debut as a reserve on special teams. Served as the kickoff returner, but didn't record any returns.

- Against Houston (11/21), played as a reserve at running back and led the team with a career-best eight receptions for a career-high 47 yards. Carried the ball a career-best seven times for a career-high 35 yards. Set a career high and ranked second on the team with 82 scrimmage yards. Returned three kickoffs for 65 yards. Kept the Titans' touchdown drive alive in the third quarter with a five-yard reception on fourth-and-three.

- At New England (11/28), made his first career NFL start at running back and rushed a career-high 12 times for a career-best 131 yards with a touchdown. Combined with D'Onta Foreman (109 rushing yards) to become the franchise's first duo with at least 100 rushing yards each in the same game since Chris Johnson and LenDale White in 2008. Caught one pass for two yards. Added two kickoff returns for 42 yards. Made it a one-score game after sprinting for a career-long 68-yard touchdown run on third-and-three late in the second quarter.
- At Pittsburgh (12/19), started at running back and rushed nine times for 49 yards. Tied for the team lead with four receptions for 10 yards.
- Against Miami (1/2), started at running back and rushed eight times for 45 yards with a score. Tied for the team lead with three receptions for 33 yards. Returned one kickoff for 24 yards. Concluded the scoring with a 39-yard touchdown run on third-and-11 late in the fourth quarter.
- At Houston (1/9), played as a reserve at running back and carried the ball nine times for 57 yards. Snared one reception out of the backfield. Returned two kickoffs for 46 yards. Helped run the clock out in the fourth quarter with a two-yard run on third-and-two. Sealed the victory with an 11-yard rush for a first down late in the final stanza.
- Against Cincinnati (1/22), made his postseason debut as a reserve at running back and on special teams. Caught three passes for 13 yards out of the backfield and returned one kickoff for 26 yards. Extended the Titans' first touchdown drive with a three-yard catch on third-and-three in the second stanza.

2020 (5/0 - Cleveland; 2/0 - Houston): Saw action as a reserve in seven total games and rushed nine times for 48 yards while with the Browns and the Texans.

- At Pittsburgh (10/18), rushed for a then-career-high 29 yards on four carries.

2019 (14/0 - Cleveland): Saw action in a career-best 14 games and recorded 13 carries for 49 yards and two touchdowns while also hauling in 12 receptions for 95 yards. Served as Browns' primary returner in 2019 and recorded a 24.8-yard kickoff return average and 7.1-yard punt return average. Registered career-high 10 special teams tackles

- Against Tennessee (9/8), became first Browns player to score a rushing touchdown on his first career carry since Isaiah Crowell on Sept. 7, 2014.
- At Baltimore (9/29), tallied a then-career-high six rushes for 27 yards with a touchdown.
- Against Seattle (10/13), recorded a career-long 74-yard kickoff return, the longest kickoff return by a Brown since 2013.

2018 (11/0 - Cleveland): Appeared in 11 games during his rookie season and recorded nine catches for 105 yards. He also returned 11 kickoffs for 264 yards.

- Against Los Angeles Chargers (10/14), he made is NFL debut and returned a kickoff for a season-high 31 yards.
- At Houston (12/2), set then-career highs with four receptions and 40 receiving yards.

COLLEGE:

- Played in 47 career games with 33 starts at Tulane and rushed 557 times for 2,948 yards and 30 touchdowns while also collecting 70 receptions for

740 yards and four scores. Also returned 18 kickoffs for 278 yards in his four-year career.

- As a senior (2017), started all 12 games, rushing 210 times for 1,091 yards and 12 touchdowns. Also caught eight passes for 115 yards and a pair of touchdowns. Earned American Athletic Conference second-team honors
- As a junior (2016), started all 11 games, leading the team in both rushing yards (759) and rushing touchdowns (nine) on 135 rushing attempts.
- As a sophomore (2015), saw action in 12 games with two starts and led the team in rushing attempts (115), rushing yards (646) and rushing touchdowns (six).
- As a freshman (2014), played in 12 games with two starts, logging 97 rushes for 452 yards and three touchdowns.
- Majored in digital design at Tulane.

PERSONAL:

- Attended Scotlandville (La.) High School and lettered in all four years while helping lead his team to a 26-13 overall record with three trips to the state playoffs.
- Received all-district honors all four years and was first team as a sophomore, junior and senior.
- Named honorable mention all-state as a senior after running for 978 yards for 16 touchdowns.
- Hilliard would be an engineer if he wasn't playing football.
- Follow Hilliard on Twitter at @D_Hilliard26 and on Instagram at @d_hilliard26
- Born Dontrell Donmond Hilliard on Feb. 26, 1995 in Baton Rouge, La.

DONTRELL HILLIARD'S GAME-BY-GAME

2018 Cleveland Browns				RUSHING				RECEIVING					
Date	Opp	W/L	P/S	Att	Yds	Avg	Lg	TD	No	Yds	Avg	Lg	TD
Sept 9	Pit	T	PS										
Sept 16	@ NO	L	PS										
Sept 23	NYJ	W	PS										
Sept 30	@ Oak	L	PS										
Oct 7	Bal	W	PS										
Oct 14	LAC	L	p	0	0	-	0	0	0	0	-	0	0
Oct 21	@ TB	L	p	0	0	-	0	0	0	0	-	0	0
Oct 28	@ Pit	L	p	0	0	-	0	0	1	24	24.0	24	0
Nov 4	KC	L	p	0	0	-	0	0	0	0	-	0	0
Nov 11	Atl	W	p	0	0	-	0	0	1	6	6.0	6	0
Nov 25	@ Cin	W	p	0	0	-	0	0	0	0	-	0	0
Dec 2	@ Hou	L	p	0	0	-	0	0	4	40	10.0	23	0
Dec 9	Car	W	p	0	0	-	0	0	2	20	10.0	12	0
Dec 15	@ Den	W	p	0	0	-	0	0	0	0	-	0	0
Dec 23	Cin	W	p	0	0	-	0	0	1	15	15.0	15	0
Dec 30	@ Bal	L	p	0	0	-	0	0	0	0	-	0	0
Totals		5-6	11/0	0	0	-	0	0	9	105	11.7	24	0

2019 Cleveland Browns				RUSHING				RECEIVING					
Date	Opp	W/L	P/S	Att	Yds	Avg	Lg	TD	No	Yds	Avg	Lg	TD
Sept 8	Ten	L	p	1	4	4.0	4t	1	1	14	14.0	14	0
Sept 16	@ NYJ	W	IA										
Sept 22	LAR	L	p	0	0	-	0	0	0	0	-	0	0
Sept 29	@ Bal	W	p	6	27	4.5	11	1	2	27	13.5	19	0
Oct 7	@ SF	L	p	0	0	-	0	0	0	0	-	0	0
Oct 13	Sea	L	p	0	0	-	0	0	2	17	8.5	14	0
Oct 27	@ NE	L	p	1	10	10.0	10	0	4	24	6.0	14	0
Nov 3	@ Den	L	p	5	8	1.6	4	0	2	6	3.0	4	0
Nov 10	Buf	W	p	0	0	-	0	0	0	0	-	0	0
Nov 14	Pit	W	p	0	0	-	0	0	0	0	-	0	0
Nov 24	Mia	W	p	0	0	-	0	0	0	0	-	0	0
Dec 1	@ Pit	L	p	0	0	-	0	0	0	0	-	0	0
Dec 8	Cin	W	p	0	0	-	0	0	0	0	-	0	0
Dec 15	@ Ari	L	p	0	0	-	0	0	0	0	-	0	0
Dec 22	Bal	L	p	0	0	-	0	0	1	4	4.0	4	0
Dec 29	@ Cin	L	IR										
Totals			14/0	13	49	3.8	11	2	12	92	7.7	19	0

2020 Cleveland Brown				RUSHING				RECEIVING					
Date	Opp	W/L	P/S	Att	Yds	Avg	Lg	TD	No	Yds	Avg	Lg	TD
Oct. 4	@ Dal	W	p	5	19	3.8	10	0	1	2	2.0	2	0
Oct. 11	Ind	W	p	0	0	-	0	0	0	0	-	0	0
Oct. 18	@ Pit	L	p	4	29	7.3	19	0	0	0	-	0	0
Oct 25	@ Cin	W	p	0	0	-	0	0	0	0	-	0	0
Nov. 1	LV	L	p	0	0	-	0	0	0	0	-	0	0
Totals		3-2	5/0	9	48	5.3	19	0	1	2	2.0	2	0

2020 Houston Texans				RUSHING				RECEIVING					
Date	Opp	W/L	P/S	Att	Yds	Avg	Lg	TD	No	Yds	Avg	Lg	TD
Dec. 27	Cin	L	p	0	0	-	0	0	0	0	-	0	0
Jan 3	Ten	L	p	0	0	-	0	0	0	0	-	0	0
Totals		0-2	2/0	0	0	-	0	0	0	0	-	0	0

2021 Tennessee Titans				RUSHING				RECEIVING					
Date	Opp	W/L	P/S	Att	Yds	Avg	Lg	TD	No	Yds	Avg	Lg	TD
Oct 31	@ Ind	W	p	0	0	-	0	0	0	0	-	0	0
Nov 7	@ LAR	W	PS										
Nov 14	NO	W	PS										
Nov 21	Hou	L	p	7	35	5.0	16	0	8	47	5.9	10	0
Nov 28	@ NE	L	S	12	131	10.9	68t	1	1	2	2.0	2	0
Dec 12	Jax	W	S	6	13	2.2	4	0	0	0	-	0	0
Dec 19	@ Pit	L	S	9	49	5.4	15	0	4	10	2.5	5	0
Dec 23	SF	W	S	5	20	4.0	9	0	2	-6	-3.0	2	0
Jan 2	Mia	W	S	8	45	5.6	39t	1	3	33	11.0	28	0
Jan 9	@ Hou	W	p	9	57	6.3	16	0	1	1	1.0	1	0
Totals		7-3	8/5	56	350	6.3	68t	2	19	87	4.6	28	0
Playoffs													
Jan 22	Cin	L	p	0	0	-	0	0	3	13	4.3	5	0
Totals		0-1	1/0	0	0	-	0	0	3	13	4.3	5	0

2022 Tennessee Titans				RUSHING				RECEIVING					
Date	Opp	W/L	P/S	Att	Yds	Avg	Lg	TD	No	Yds	Avg	Lg	TD
Sept 11	NYG	L	p	2	8	4.0	5	0	3	61	20.3	31	2
Sept 19	@ Buf	L	IA										
Sept 25	LV	W	p	2	14	7.0	10	0	1	30	30.0	30	0
Oct 2	@ Ind	W	p	0	0	-	0	0	4	18	4.5	8	0
Oct 9	@ Was	W	p	1	0	0.0	0	0	4	23	5.8	13t	1
Oct 23	Ind	W	S	1	4	4.0	4	0	0	0	-	0	0
Oct 30	@ Hou	W	p	8	83	10.4	30	0	1	12	12.0	12	0
Nov 6	@ KC	L	p	3	12	4.0	5	0	1	-4	-4.0	-4	0
Nov 13	Den	W	p	1	2	2.0	2	0	1	6	6.0	6	0
Nov 17	@ GB												
Nov 27	Cin												
Dec 4	@ Phi												
Dec 11	Jax												
Dec 18	@ LAC												
Dec 24	Hou												
Dec 29	Dal												
Jan 7/8	@ Jax												
Totals		6-3	8/1	18	123	6.8	30	0	15	146	9.7	31	3

DONTRELL HILLIARD'S NFL STATISTICS

REGULAR SEASON

Year	Team	REGULAR SEASON		RUSHING					RECEIVING				
		GP	GS	Att	Yds	Avg	Lg	TD	No	Yds	Avg	Lg	TD
2018	Cleveland	11	0	0	0	0	0	0	9	105	11.7	24	0
2019	Cleveland	14	0	13	49	3.8	11	2	12	92	7.7	19	0
2020	CLE/HOU	7	0	9	48	5.3	19	0	1	2	2.0	2	0
2021	Tennessee	8	5	56	350	6.3	68t	2	19	87	4.6	28	0
2022	Tennessee	8	1	18	123	6.8	30	0	15	146	9.7	31	3
NFL Totals		48	6	96	570	5.9	68t	4	56	432	7.7	31	3

REGULAR SEASON

Year	Team	PUNT RETURNS					KICKOFF RETURNS					
		No	FC	Yds	Avg	Lg	TD	No	Yds	Avg	Lg	TD
2018	Cleveland	0	0	0	-	0	0	11	264	24.0	31	0
2019	Cleveland	15	6	107	7.1	18	0	17	421	24.8	74	0
2021	CLE/HOU	0	0	0	-	0	0	7	125	17.9	23	0
2021	Tennessee	0	0	0	-	0	0	8	177	22.1	26	0
NFL Totals		15	6	107	7.1	18	0	43	987	23.0	74	0

PLAYOFFS

Year	Team	PLAYOFFS		RECEIVING					RUSHING				
		GP	GS	No	Yds	Avg	Lg	TD	Att	Yds	Avg	Lg	TD
2021	Tennessee	1	0	0	0	-	0	0	3	13	4.3	5	0
NFL Totals		1	0	0	0	-	0	0	3	13	4.3	5	0

PLAYOFFS

Year	Team	PUNT RETURNS					KICKOFF RETURNS					
		No	FC	Yds	Avg	Lg	TD	No	Yds	Avg	Lg	TD
2021	Tennessee	0	0	0	-	0	0	1	26	26.0	26	0
NFL Totals		0	0	0	-	0	0	1	26	26.0	26	0

Single-Game Highs

Rushes - 12 at New England (11/28/21)
 Rushing Yards - 131 at New England (11/28/21)
 Long Rush - 68t at New England (11/28/21)
 Rushing Touchdowns - 1 (Four times, last vs. Miami 1/2/22)
 Receptions - 8 vs. Houston (11/21/21)
 Receiving Yards - **66 vs. N.Y. Giants (9/11/22)**
 Long Reception - **31 vs. N.Y. Giants (9/11/22)**
 Receiving Touchdowns - **2 vs. N.Y. Giants (9/11/22)**
 Kickoff Returns - 4 at Arizona (12/15/19)
 Kickoff Return Yards - 102 vs. Seattle (10/13/19)
 Kickoff Return Long - 74 vs. Seattle (10/13/19)
 Punt Returns - 2 (Five times, last vs. Cincinnati 12/8/19)
 Punt Return Yards - 20 at Denver (11/3/19)
 Punt Return Long - 18 vs. Tennessee (9/8/19)

Additional Career Statistics

Misc. Tackles - 3 (2021)
 Special Teams Tackles - **5 (2022)**
 Fumble Recoveries - 1 (2021)

Playoff Single-Game Highs

Receptions - 3 vs. Cincinnati (1/22/22)
 Receiving Yards - 13 vs. Cincinnati (1/22/22)
 Long Reception - 5 vs. Cincinnati (1/22/22)
 Kickoff Returns - 1 vs. Cincinnati (1/22/22)
 Kickoff Return Yards - 26 vs. Cincinnati (1/22/22)
 Kickoff Return Long - 26 vs. Cincinnati (1/22/22)



8 CODY HOLLISTER

WIDE RECEIVER • 6'4" • 220 LBS • COLLEGE: ARKANSAS
ACQUIRED: FREE AGENT - 2019
NFL EXPERIENCE (NFL/TITANS): 3/2 • HOMETOWN: BEND, ORE.
GAMES PLAYED/GAMES STARTED: 19/4 (PLAYOFFS: 0/0)



PRO: The Titans signed Cody Hollister as a free agent following a tryout during 2019 rookie minicamp. He spent the entire 2019 and 2020 campaigns and much of 2021 with the team on either the 53-man roster, the practice squad or practice squad/reserve list, appearing in a total of 10 contests with one start. The 6-foot-4-inch, 220-pounder is known as a good route-runner and has a large catch radius. A product of the University of Arkansas, Hollister spent his first two NFL seasons a member of the New England Patriots—the first campaign on the practice squad and the second on injured reserve.

CAREER HIGHLIGHTS:

- In 2021, he set career highs with one start, four receptions and 33 receiving yards with the Titans.
- In 2019, he saw action for the first time in his career, posting two catches for 13 yards in five games with the Titans.

TITANS TIDBITS:

- Hollister's twin brother, Jacob, was a tight end at Wyoming and was also signed by the New England Patriots along with Cody as rookie free agents in 2017. The two brothers were teammates with the Patriots for the 2017 and 2018 campaigns. Jacob also has spent time with the Seattle Seahawks, Buffalo Bills, Jacksonville Jaguars and Las Vegas Raiders.
- Hollister is a talented singer/songwriter and has used social media to post several song performances. In 2020, he wrote a song called "Frontlines" to honor front line workers during the COVID-19 pandemic
- He is interested in adventure travel and has hiked to an active volcano in Costa Rica. He has also backpacked in Ireland and Italy.
- Hollister's underdog journey to the NFL began as a high school player in Oregon, followed by stops at the University of Nevada, Arizona Western Community College and the University of Arkansas.

CAREER TRANSACTIONS:

- The Bend, Ore., native was signed by the New England Patriots as an undrafted free agent on May 5, 2017.
- Waived by the Patriots on Sept. 2, 2017 and signed to the team's practice squad a day later.
- Waived by the Patriots on July 24, 2018 with a non-football injury and moved to injured reserve - non-football injury on Sept. 1, 2018.
- Signed by the Titans as a free agent on May 13, 2019.
- Waived by the Titans on Aug. 31, 2019 and signed to the team's practice squad a day later.
- Signed by the Titans to their active roster from the practice squad on Nov. 9, 2019.
- Waived by the Titans on Sept. 15, 2020 and signed to the team's practice squad two days later.
- Activated from the practice squad to the active roster COVID-19 replacement on Oct. 13, 2020.
- Re-signed by the Titans on Jan. 11, 2021.
- Waived by the Titans from injured reserve with an injury settlement on Aug. 17, 2021.
- Signed by the Titans to their practice squad on Nov. 16, 2021.
- Activated from the practice squad to the active roster COVID-19 replacement on Nov. 27, 2021.
- Activated from the practice squad to the active roster standard elevation on Dec. 11, 2021.
- Activated from the practice squad to the active roster standard elevation on Dec. 18, 2021.

SEASON RECAPS:

2022 (9/3 - Tennessee):

- Against N.Y. Giants (9/11), played as a reserve at wide receiver and caught one pass for a career-long 22 yards. Posted a special teams stop on coverage units. Hauled in a 22-yard reception during a Titans' scoring drive in the second quarter.
- At Buffalo (9/19), saw action as a reserve at wide receiver and on special teams.
- Against Las Vegas (9/25), played as a reserve at wide receiver and on special teams.
- At Indianapolis (10/2), saw action as a reserve at wide receiver and on special teams.
- At Washington (10/9), made his second career start at wide receiver. Recorded a special teams stop on coverage units.
- Against Indianapolis (10/23), played as a reserve at wide receiver and tied a career-best with two receptions for a career-high 32 yards. Helped set up the Titans' first field goal with a career-long 27-yard catch down to the Colts' 28-yard line in the first quarter.
- At Houston (10/30), started at wide receiver and helped open holes for Titans' ball carriers to gain 314 rushing yards, the second-highest total in franchise history, including a 219-yard, two-touchdown performance by Derrick Henry.
- At Kansas City (11/6), started at wide receiver. Produced a special teams stop on coverage units.
- Against Denver (11/13), saw action as a reserve on special teams and at wide receiver.

2021 (3/1 - Tennessee): Saw action in three games with a start at wide receiver and posted a career-high four receptions for a career-best 33 receiving yards. Spent four regular season games and the postseason contest on the team's practice squad. Tied for the team lead in receptions once in 2021 (at NE). Made his first career NFL start at New England (11/28/21).

- At New England (11/28), made his first career NFL start at wide receiver and tied for the team lead with two receptions for a career-best 22 yards.
- Against Jacksonville (12/12), saw significant action as a reserve at wide receiver and caught one pass for six yards.
- At Pittsburgh (12/19), saw significant action as a reserve at wide receiver and caught one pass for five yards. Extended the Titans' final scoring drive with a five-yard reception on third-and-four in the second stanza.

2020 (2/0, 0/0 - Tennessee): Appeared in two games and caught one pass for 12 yards. Spent 14 weeks on the team's practice squad, including two games on the practice squad reserve/COVID-19 list. Was elevated to the active roster from the practice squad on gameday once. Was on the practice squad for the postseason contest.

- At Denver (9/14), played as a reserve on special teams.
- Against Buffalo (10/13), saw action as a reserve at wide receiver and snared one reception for 12 yards. Converted a third-and-four with a 12-yard catch during the Titans' initial fourth quarter touchdown drive.

2019 (5/0, 0/0 - Tennessee): Saw action as a reserve in five games and caught two passes for 13 yards. Registered two special teams tackles. Was inactive for two games. Spent nine weeks on the Titans' practice squad. Was inactive for all three postseason contests. Tied for the team lead in special teams tackles once (at OAK). Appeared in his first career NFL contest against Kansas City (11/10/19).

- Against Kansas City (11/10), made his NFL debut as a reserve on special teams.

- At Indianapolis (12/1), saw action as a reserve at wide receiver and caught two passes for 13 yards.
- At Oakland (12/8), played as a reserve at wide receiver and on special teams. Tied for the team lead with a special teams tackle on coverage units.
- Against New Orleans (12/22), played as a reserve on special teams and registered a tackle on coverage units.

2018 (0/0, 0/0 - New England): Spent the entire season on injured reserve with a non-football injury.

2017 (0/0, 0/0 - New England): Was released prior to the start of the regular season and spent the entire 2017 season on the Patriots' practice squad.

COLLEGE:

- Played in 29 games with 12 starts at Arkansas and caught 27 passes for 342 yards and a touchdown. Also rushed twice for 48 yards and one score. Caught at least one pass in 13 games and 16 of his catches converted first downs.
- As a senior (2016), appeared in 11 games and collected 10 receptions for 140 yards, while rushing twice for 48 yards and a touchdown. Shared the team's Special Teams MVP award with punter Toby Baker after tallying eight tackles on the punt and kickoff teams. Seven of 10 receptions resulted in a first down.
- As a junior (2015), missed a majority of the season due to a broken foot. Played in five games and recorded four receptions for 65 yards.
- As a sophomore (2014), attended Arkansas and appeared in all 13 games with seven starts at wide receiver. Registered 13 receptions for 137 yards and one touchdown.

- As a redshirt freshman (2013), attended Arizona Western Community College and was a first team all-conference selection after leading the team with 69 receptions for 934 yards and five touchdowns.
- As a freshman (2012), redshirted at Nevada.
- Earned a marketing degree in May 2016 from Arkansas and was a two-time Fall SEC Academic Honor Roll honoree (2014-15).

PERSONAL:

- Attended Mountain View (Ore.) High School helped lead the team to the 5A state championship.
- Was named first team All-State in his senior season and finished the 2011 season with 64 receptions for 1,038 yards and 15 touchdowns. Caught 12 passes for 146 yards in the state championship game, giving the city of Bend its first state title since 1940.
- As a junior, he caught 72 passes for 1,270 yards and 15 touchdowns while helping Mountain View advance to the semifinal round of the state playoffs.
- Also played basketball and baseball.
- Follow Hollister on Twitter at @C_hollister81.
- Follow Hollister on Instagram at @codyhollister.
- Born Cody Hollister on Nov. 18, 1993 in Bend, Ore.

CODY HOLLISTER'S GAME-BY-GAME

2019 Tennessee Titans				RECEIVING					
Date	Opp.	W/L	P/S	No	Yds	Avg	Lg	TD	
Sept 8	@ Cle	W	PS						
Sept 15	Ind	L	PS						
Sept 19	@ Jax	L	PS						
Sept 29	@ Atl	W	PS						
Oct 6	Buf	L	PS						
Oct 13	@ Den	L	PS						
Oct 20	LAC	W	PS						
Oct 27	TB	W	PS						
Nov 3	@ Car	L	PS						
Nov 10	KC	W	p	0	0	0.0	-	0	
Nov 24	Jax	W	IA						
Dec 1	@ Ind	W	p	2	13	6.5	11	0	
Dec 8	@ Oak	W	p	0	0	0.0	-	0	
Dec 15	Hou	L	p	0	0	0.0	-	0	
Dec 22	NO	L	p	0	0	0.0	-	0	
Dec 29	@ Hou	W	IA						
Totals		9-7	5/0	2	13	6.5	11	0	
Playoffs									
Jan 4	@ NE	W	IA						
Jan 11	@ Bal	W	IA						
Jan 19	@ KC	L	IA						
Totals		2-1	0/0	0	0	0.0	0	0	
2020 Tennessee Titans									
Date	Opp.	W/L	P/S	No	Yds	Avg	Lg	TD	
Sept 14	@ Den	W	p	0	0	0.0	-	0	
Sept 20	Jax	W	PS						
Sept 27	@ Min	W	PS						
Oct 13	Buf	W	p	1	12	12.0	12	0	
Oct 18	Hou	W	PS						
Oct 25	Pit	L	PS						
Nov 1	@ Cin	L	PS						
Nov 8	Chi	W	PS						
Nov 12	Ind	L	PS						
Nov 22	@ Bal	W	PS						
Nov 29	@ Ind	W	PS						
Dec 6	Cle	L	PS						
Dec 13	@ Jax	W	PS						

Dec 20	Det	W	R/PSC					
Dec 27	@ GB	L	R/PSC					
Jan 3	@ Hou	W	PS					
Totals		11-5	2/0	1	12	12.0	12	0
2021 Tennessee Titans								
Date	Opp.	W/L	P/S	No	Yds	Avg	Lg	TD
Nov 21	Hou	L	PS					
Nov 28	@ NE	L	S	2	22	11.0	14	0
Dec 12	Jax	W	p	1	6	6.0	6	0
Dec 19	@ Pit	L	p	1	5	5.0	5	0
Dec 23	SF	W	PS					
Jan 2	Mia	W	PS					
Jan 9	@ Hou	W	PS					
Totals		5-3	3/1	4	33	8.3	14	0
2022 Tennessee Titans								
Date	Opp.	W/L	P/S	No	Yds	Avg	Lg	TD
Sept 11	NYG	L	p	1	22	22.0	22	0
Sept 19	@ Buf	L	p	0	0	0.0	-	0
Sept 25	LV	W	p	0	0	0.0	-	0
Oct 2	@ Ind	W	p	0	0	0.0	-	0
Oct 9	@ Was	W	S	0	0	0.0	-	0
Oct 23	Ind	W	p	2	32	16.0	27	0
Oct 30	@ Hou	W	S	0	0	0.0	-	0
Nov 6	@ KC	L	S	0	0	0.0	-	0
Nov 13	Den	W	p	0	0	0.0	-	0
Nov 17	@ GB							
Nov 27	Cin							
Dec 4	@ Phi							
Dec 11	Jax							
Dec 18	@ LAC							
Dec 24	Hou							
Dec 29	Dal							
Jan 7/8	@ Jax							
Totals		6-3	9/3	3	54	18.0	27	0

CODY HOLLISTER'S NFL STATISTICS

REGULAR SEASON				RECEIVING					RUSHING				
Year	Team	GP	GS	No	Yds	Avg	Lg	TD	Att	Yds	Avg	Lg	TD
2017	New England	0	0										
Practice Squad													
2018	New England	0	0	0	0	-	0	0	0	0	-	0	0
2019	Tennessee	5	0	2	13	6.5	11	0	0	0	-	0	0
2020	Tennessee	2	0	1	12	12.0	12	0	0	0	-	0	0
2021	Tennessee	3	1	4	33	8.3	14	0	0	0	-	0	0
2022	Tennessee	9	3	3	54	18.0	27	0	0	0	-	0	0
NFL Totals		19	4	10	112	11.2	27	0	0	0	-	0	0

PLAYOFFS				RECEIVING					RUSHING				
Year	Team	GP	GS	No	Yds	Avg	Lg	TD	Att	Yds	Avg	Lg	TD
2019	Tennessee	0	0	0	0	-	0	0	0	0	-	0	0
NFL Totals		0	0	0	0	-	0	0	0	0	-	0	0

Single-Game Highs

Receptions - **2 (Three times, last vs. Indianapolis 10/23/22)**

Receiving Yards - **32 vs. Indianapolis (10/23/22)**

Long Reception - **27 vs. Indianapolis (10/23/22)**

Additional Statistics

Special Teams Tackles - **2 (2019), 3 (2022)**



37 AMANI HOOKER

DEFENSIVE BACK • 5'11" • 210 LBS • COLLEGE: IOWA
ACQUIRED: 4TH ROUND - 2019 • NFL EXPERIENCE (NFL/TITANS): 4/4
HOMETOWN: MINNEAPOLIS, MINN.
GAMES PLAYED/GAMES STARTED: 49/20 (PLAYOFFS: 5/1)



PRO: The Titans traded up to select Amani Hooker with the 116th overall pick in the fourth round of the 2019 NFL Draft. The 5-foot-11-inch, 210-pound defender was coveted for his versatility, having played safety, and a hybrid linebacker/cornerback position at Iowa. Hooker made a huge impact for the Titans secondary in his second pro campaign in 2020, appearing in all 16 games and tying for the team lead with four interceptions. In his third pro season, he ranked fourth on the team with a career-high 62 tackles. As a rookie in 2019, he played in all 16 games and collected 13 tackles, while ranking third on the team with eight special teams tackles.

CAREER HIGHLIGHTS:

- In 2021, Hooker collected a career-best 62 tackles.
- In 2020, Hooker tied for the team lead with four interceptions while posting 44 tackles and eight passes defended.
- In 2019, Hooker played as a reserve safety in all 16 games as a rookie and collected 13 tackles while ranking third on the team with eight special teams tackles.
- As a junior in 2018, Hooker received the Tatum-Woodson award given to the best defensive back in the Big Ten.

TITANS TIDBITS:

- Hooker was named a finalist for Minnesota's Mr. Football in 2015. Yet he had just two FBS scholarship offers. When the in-state university showed hesitancy after multiple workouts, Hooker knew he belonged at Iowa saying, "love who loves me."
- In February 2019, Hooker helped crowdfund about \$1,200 for the Park Center high school football program through a Pledge-It campaign raising a dollar amount for every inch of his vertical jump at the NFL Scouting Combine. His 37-inch jump ranked fifth among safeties and equaled money for better equipment at his alma mater.
- Amani's brother, Quinton, played basketball for North Dakota and helped take the team to the NCAA tournament his senior year. Quinton was Minnesota's Mr. Basketball in high school and currently plays basketball professionally in France.

CAREER TRANSACTIONS:

- The Minneapolis, Minn., native was selected by the Titans in the fourth round (116th overall) of the 2019 NFL Draft.

SEASON RECAPS:

2022 (5/5): Has tied for the team lead in tackles once in 2022 (vs. IND). Has tied for the team lead in passes defended twice in 2022 (vs. NYG, at BUF).

- Against N.Y. Giants (9/11), posted four tackles and an interception. Halted a Giants' scoring drive by intercepting a Daniel Jones pass intended for Saquon Barkley in the end zone in the fourth quarter.
- At Buffalo (9/19), collected two tackles with a pass defended. Broke up a pass intended for Stefon Diggs in the end zone late in the second quarter.
- Against Las Vegas (9/25), notched six tackles and a forced fumble. Forced a Josh Jacobs fumble that rolled out of bounds at the Titans' two-yard line early in the fourth quarter.
- At Indianapolis (10/2), was inactive.
- At Washington (10/9), was inactive.
- Against Indianapolis (10/23), returned to the lineup as a starter at safety and tied for the team lead with 10 tackles, including a stop for loss and a fumble recovery. Stuffed Deon Jackson for a one-yard loss on a rush off right end in the second quarter. Sealed the victory by recovering a Michael Pittman fumble that was forced by Terrance Mitchell late in the fourth

quarter.

- At Houston (10/30), started at safety and notched a tackle before leaving the game late in the second quarter with an injury.
- At Kansas City (11/6), was inactive.
- Against Denver (11/13), was inactive.

2021 (12/12, 1/1): Started 12 games at safety and ranked fourth on the team with a career-best 62 tackles. Posted an interception, four passes defended, a stop for loss and a forced fumble. Placed on injured reserve on Sept. 15 and missed four games before being activated from injured reserve designated to return on Oct. 18. Was inactive for one contest. Started the postseason contest and registered seven tackles, an interception, another pass defended and a special teams stop. Led or tied for the team lead in tackles twice in 2021 (at LAR, vs. MIA). Led or tied for the team lead in passes defended twice in 2021 (vs. SF, vs. CIN). Tied for the team lead in special teams tackles once in 2021 (vs. CIN).

- Against Arizona (9/12), started at safety and collected six tackles before leaving the game late in the second quarter with an injury. Hauled in a six-yard pass from Matthias Farley on a fake punt late in the first quarter.
 - Against Buffalo (10/18), returned to the lineup as a starter at safety and registered nine tackles with a forced fumble. Forced a Zack Moss fumble that landed out of bounds in the opening quarter.
 - At Indianapolis (10/31), started at safety and posted four tackles with a pass defended. Defended a deep pass intended for Mo Alie-Cox late in the second quarter.
 - At L.A. Rams (11/7), started at safety and led the team with a career-best 12 tackles. Stopped Darrell Henderson Jr. short of the first down with a diving tackle on a short third-and-three pass in the fourth quarter.
 - Against Jacksonville (12/12), started at safety and posted two tackles with a pass defended. Broke up a pass intended for James O'Shaughnessy late in the third quarter.
 - Against San Francisco (12/23), started at safety and tallied six tackles with an interception while helping limit All-Pro tight end George Kittle to just two receptions for 21 yards. Set up the Titans first touchdown of the evening by intercepting a Jimmy Garoppolo pass intended for Deebo Samuel and returning it 21 yards to the San Francisco 18-yard line in the third quarter.
 - Against Miami (1/2), started at safety and tied for the team lead with six tackles to go along with a pass defended. Stopped Jaylen Waddle for no gain on a short pass in the first quarter. Defended a pass intended for DeVante Parker in the fourth quarter.
 - Against Cincinnati (1/22), made his first career postseason start at safety and registered seven tackles, an interception, another pass defended and a special teams stop. Halted a Bengals' drive by breaking up a third-and-five pass intended for Tee Higgins in the third quarter. Made a diving interception of a Joe Burrow tipped pass that set up the Titans' tying-touchdown late in the third quarter.
- 2020 (16/3, 1/0):** Played in all 16 games with three starts at safety and tied for the team lead with four interceptions. Collected 44 tackles, a stop for loss and eight passes defended. Ranked fourth on the team with seven special teams tackles. Played as a reserve in the postseason contest. Tied for the team lead in passes defended twice at 2020 (at BAL, at HOU). Tied for the team lead in special teams tackles once in 2020 (at HOU). Collected his first career interception at Minnesota (9/27/20). Made his first career NFL start at Baltimore (11/22/20).
- Against Jacksonville (9/20), played as a reserve at safety and posted two tackles and a pass defended. Broke up a deep pass intended for Collin Johnson in the end zone late in the second quarter.

- At Minnesota (9/27), saw action as a reserve at safety and registered a tackle and his first career interception. Sealed the victory by intercepting a deep pass intended for Adam Thielen that was originally deflected by Kevin Byard late in the fourth quarter.
- Against Pittsburgh (10/25), played as a reserve at safety and registered three tackles and two passes defended, including an interception. Notched a special teams tackle on coverage units. Broke up a pass intended for James Conner in the second quarter. Intercepted a Ben Roethlisberger pass in the end zone that was initially deflected by Jayon Brown late in the final quarter.
- Against Chicago (11/8), played as a reserve at safety and tallied a career-high seven tackles. Registered two special teams tackles on coverage units. Sealed the victory by recovering an onside kick late in the fourth quarter.
- At Baltimore (11/22), made his first career start at safety and totaled six tackles with an interception and another pass defended. Defended a deep pass intended for Marquise Brown in the end zone in the second quarter. Intercepted Lamar Jackson's deep pass intended for Devin Duvernay late in the third quarter.
- At Jacksonville (12/13), started at safety and notched seven tackles, including a stop for loss. Rushed for a first down on a four-yard carry on a fake punt. Stuffed James Robinson for a one-yard loss on a rush up the middle early in the first quarter.
- At Houston (1/3), saw action as a reserve at safety and notched two tackles and an interception in the Titans' division-clinching victory. Collected a special teams tackle on coverage units. Intercepted a Deshaun Watson pass intended for Brandin Cooks in the first quarter.

2019 (16/0, 3/0): Played as a reserve safety in all 16 games as a rookie and collected 13 tackles. Ranked third on the team with eight special teams tackles. Saw action as a reserve in all three postseason contests and notched three tackles on defense and a special teams stop on coverage units. Caught one pass for 28 yards on a fake punt. Tied for the team lead in special teams tackles five times in 2019 (at JAX, vs. BUF, vs. TB, at IND, at HOU). Appeared in his first career NFL contest at Cleveland (9/8/19).

- At Cleveland (9/8), made his NFL debut as a reserve at safety and on special teams. Notched a stop on special teams coverage units.
- At Jacksonville (9/19), saw action as a reserve at safety and on special teams. Tied for the team lead with a special teams stop.
- At Atlanta (9/29), played as a reserve at safety and registered four tackles.
- Against Tampa Bay (10/27), saw action as a reserve at safety and tallied a tackle. Notched a special teams tackle on coverage units.
- Against Kansas City (11/10), saw action as a reserve at safety and registered two tackles.
- Against Jacksonville (11/24), played as a reserve at safety and on special teams. Notched two tackles on special teams coverage units.
- At Indianapolis (12/1), saw action as a reserve at safety and posted two tackles. Tied for the team lead with a special teams tackle on coverage units.
- At Oakland (12/8), saw significant action as a reserve at safety and amassed three tackles.
- Against Houston (12/15), played as a reserve at safety and on special teams.
- At Houston (12/29), played as a reserve at safety and on special teams. Tied for the team lead with a special teams stop on coverage units.
- At New England (1/4), saw action as a reserve safety in his postseason debut and posted two tackles.
- At Kansas City (1/19), saw action as a reserve at safety and on special teams. Posted a special teams tackle on coverage units and hauled in his first career reception on a fake punt. Extended the Titans' final touchdown drive with a 28-yard reception from Brett Kern on a fake punt in the fourth quarter.

COLLEGE:

- During a three-year career at Iowa, played in 36 games with 19 starts and totaled 125 tackles, six interceptions, a sack, 3.5 tackles for loss and nine passes defended. Declared for the NFL Draft following his junior campaign.
- As a junior (2018), named Tatum-Woodson Defensive Back of the Year in the Big Ten. Selected second team All-America by The Associated Press and USA Today and All-Big Ten by league coaches and media. Selected as Roy Carver Most Valuable Player for the Iowa defense. Started all 13 games and shared the team lead with four interceptions and seven pass break-ups, while ranking second with 65 tackles.
- As a sophomore (2017), saw action in 10 games with six starts and

recorded 56 tackles, two interceptions with a touchdown return, and two passes defended. Named to Associated Press All-Bowl team following his performance in Pinstripe Bowl win over Boston College.

- As a freshman (2016), saw action in all 13 games, primarily on special teams, recording three solo tackles and one assist.
- Majored in sports and recreation management with a minor in entrepreneurship at Iowa.

PERSONAL:

- Attended Parker Center (Brooklyn Park, Minn.), High School where he played primarily safety and wide receiver, but also lined up as cornerback, running back, quarterback and linebacker.
- As a senior, was selected Conference MVP, named first team All-State and was a finalist for "Mr. Football."
- In his final high school campaign, the team captain set the school record for interceptions in a season (11) and helped team post a 9-3 record, while reaching state playoffs.
- Named second team All-State as a junior and third-team All-State as a sophomore and was selected first team All-Conference for three straight seasons.
- Also played basketball.
- List of favorites: (TV show) "Naruto"; (movies) "Transformers" series; (musician) Drake; (meal) My mom's chicken and rice; (dessert) My mom's brownies or her scotcheroos; (childhood sports team) Miami Heat because of Dwyane Wade and LeBron James; and (hidden talent) Fortnite.
- Follow Hooker on Twitter at @amaniball.
- Follow Hooker on Instagram at @amanihooker27.
- Born Amani Corvelle Hooker on June 14, 1998 in Minneapolis, Minn.

AMANI HOOKER'S GAME-BY-GAME

2019 Tennessee Titans

Date	Opp	W/L	P/S	Tot Solo	Asst	Sk	- Yds	QBP	TFL	Int - Yds	-TD	PD	FF	FR - Yds	SpT	
Sept 8	@ Cle	W	p	0	0	0	0.0	0.0	0	0	0	0	0	0	0	1
Sept 15	Ind	L	p	0	0	0	0.0	0.0	0	0	0	0	0	0	0	0
Sept 19	@ Jax	L	p	0	0	0	0.0	0.0	0	0	0	0	0	0	0	1
Sept 29	@ Atl	W	p	4	3	1	0.0	0.0	0	0	0	0	0	0	0	0
Oct 6	Buf	L	p	0	0	0	0.0	0.0	0	0	0	0	0	0	0	1
Oct 13	@ Den	L	p	0	0	0	0.0	0.0	0	0	0	0	0	0	0	0
Oct 20	LAC	W	p	1	1	0	0.0	0.0	0	0	0	0	0	0	0	0
Oct 27	TB	W	p	1	0	1	0.0	0.0	0	0	0	0	0	0	0	1
Nov 3	@ Car	L	p	0	0	0	0.0	0.0	0	0	0	0	0	0	0	0
Nov 10	KC	W	p	2	1	1	0.0	0.0	0	0	0	0	0	0	0	0
Nov 24	Jax	W	p	0	0	0	0.0	0.0	0	0	0	0	0	0	0	2
Dec 1	@ Ind	W	p	2	2	0	0.0	0.0	0	0	0	0	0	0	0	1
Dec 8	@ Oak	W	p	3	1	2	0.0	0.0	0	0	0	0	0	0	0	0
Dec 15	Hou	L	p	0	0	0	0.0	0.0	0	0	0	0	0	0	0	0
Dec 22	NO	L	p	0	0	0	0.0	0.0	0	0	0	0	0	0	0	0
Dec 29	@ Hou	W	p	0	0	0	0.0	0.0	0	0	0	0	0	0	0	1
Totals			9-7	16/0	13	8	5	0.0	0.0	0	0	0	0	0	0	8
Playoffs																
Jan 4	@ NE	W	p	2	0	2	0.0	0.0	0	0	0	0	0	0	0	0
Jan 11	@ Bal	W	p	1	0	1	0.0	0.0	0	0	0	0	0	0	0	0
Jan 19	@ KC	L	p	0	0	0	0.0	0.0	0	0	0	0	0	0	0	1
Totals			2-1	3/0	3	0	3	0.0	0.0	0	0	0	0	0	0	1

2020 Tennessee Titans

Date	Opp	W/L	P/S	Tot Solo	Asst	Sk	- Yds	QBP	TFL	Int - Yds	-TD	PD	FF	FR - Yds	SpT			
Sept 14	@ Den	W	p	0	0	0	0.0	0.0	0	0	0	0	0	0	0	1		
Sept 20	Jax	W	p	2	2	0	0.0	0.0	0	0	0	0	1	0	0	0		
Sept 27	@ Min	W	p	1	1	0	0.0	0.0	0	0	1	3	0	0	0	0		
Oct 13	Buf	W	p	2	2	0	0.0	0.0	0	0	0	0	0	0	0	1		
Oct 18	Hou	W	p	1	1	0	0.0	0.0	0	0	0	0	0	0	0	0		
Oct 25	Pit	L	p	3	2	1	0.0	0.0	0	0	1	0	0	2	0	0	1	
Nov 1	@ Cin	L	p	1	0	1	0.0	0.0	0	0	0	0	0	0	0	0	1	
Nov 8	Chi	W	p	7	5	2	0.0	0.0	0	0	0	0	0	0	0	2		
Nov 12	Ind	L	p	1	1	0	0.0	0.0	0	0	0	0	0	0	0	0	0	
Nov 22	@ Bal	W	S	6	3	3	0.0	0.0	0	0	1	6	0	2	0	0	0	
Nov 29	@ Ind	W	p	0	0	0	0.0	0.0	0	0	0	0	0	1	0	0	0	
Dec 6	Cle	L	p	2	1	1	0.0	0.0	0	0	0	0	0	0	0	0	0	
Dec 13	@ Jax	W	S	7	5	2	0.0	0.0	0	1	0	0	0	0	0	0	0	
Dec 20	Det	W	S	7	5	2	0.0	0.0	0	0	0	0	0	0	0	0	0	
Dec 27	@ GB	L	p	2	1	1	0.0	0.0	0	0	0	0	0	0	0	0	0	
Jan 3	@ Hou	W	p	2	1	1	0.0	0.0	0	0	1	2	0	1	0	0	1	
Totals			11-5	16/3	44	30	14	0.0	0.0	0	1	4	11	0	8	0	7	
Playoffs																		
Jan 10	Bal	L	p	0	0	0	0.0	0.0	0	0	0	0	0	0	0	0	0	0
Totals			0-1	1/0	0	0	0	0.0	0.0	0	0	0	0	0	0	0	0	

2021 Tennessee Titans

Date	Opp	W/L	P/S	Tot Solo	Asst	Sk	- Yds	QBP	TFL	Int - Yds	-TD	PD	FF	FR - Yds	SpT				
Sept 12	Ari	L	S	6	6	0	0.0	0.0	0	0	0	0	0	0	0	0			
Sept 19	@ Sea	W	IR																
Sept 26	Ind	W	IR																
Oct 3	@ NYJ	L	IR																
Oct 10	@ Jax	W	IR																
Oct 18	Buf	W	S	9	6	3	0.0	0.0	0	0	0	0	0	0	1	0	0	0	
Oct 24	KC	W	IA																
Oct 31	@ Ind	W	S	4	2	2	0.0	0.0	0	0	0	0	0	1	0	0	0	0	
Nov 7	@ LAR	W	S	12	8	4	0.0	0.0	0	0	0	0	0	0	0	0	0	0	
Nov 14	NO	W	S	4	2	2	0.0	0.0	0	0	0	0	0	0	0	0	0	0	
Nov 21	Hou	L	S	4	1	3	0.0	0.0	0	0	0	0	0	0	0	0	0	0	
Nov 28	@ NE	L	S	5	3	2	0.0	0.0	0	0	0	0	0	0	0	0	0	0	
Dec 12	Jax	W	S	2	2	0	0.0	0.0	0	0	0	0	0	1	0	0	0	0	
Dec 19	@ Pit	L	S	2	1	1	0.0	0.0	0	0	0	0	0	0	0	0	0	0	
Dec 23	SF	W	S	6	2	4	0.0	0.0	0	0	1	21	0	1	0	0	0	0	
Jan 2	Mia	W	S	6	3	3	0.0	0.0	0	0	0	0	0	1	0	0	0	0	
Jan 9	@ Hou	W	S	2	2	0	0.0	0.0	0	1	0	0	0	0	0	0	0	0	
Totals			12-5	12/12	62	38	24	0.0	0.0	0	1	1	21	0	4	1	0	0	
Playoffs																			
Jan 22	Cin	L	S	7	4	3	0.0	0.0	0	0	1	15	0	2	0	0	0	0	1
Totals			0-1	1/1	7	4	3	0.0	0.0	0	0	1	15	0	2	0	0	0	1

2022 Tennessee Titans

Date	Opp	W/L	P/S	Tot Solo	Asst	Sk	- Yds	QBP	TFL	Int - Yds	-TD	PD	FF	FR - Yds	SpT				
Sept 11	NYG	L	S	4	3	1	0.0	0.0	0	0	1	0	0	1	0	0	0	0	
Sept 19	@ Buf	L	S	2	2	0	0.0	0.0	0	0	0	0	0	1	0	0	0	0	
Sept 25	LV	W	S	6	5	1	0.0	0.0	0	0	0	0	0	0	1	0	0	0	
Oct 2	@ Ind	W	IA																
Oct 9	@ Was	W	IA																
Oct 23	Ind	W	S	10	9	1	0.0	0.0	0	1	0	0	0	0	0	1	0	0	
Oct 30	@ Hou	W	S	1	1	0	0.0	0.0	0	0	0	0	0	0	0	0	0	0	
Nov 6	@ KC	L	IA																
Nov 13	Den	W	IA																
Nov 17	@ GB																		
Nov 27	Cin																		
Dec 4	@ Phi																		
Dec 11	Jax																		
Dec 18	@ LAC																		
Dec 24	Hou																		
Dec 29	Dal																		
Jan 7/8	@ Jax																		
Totals			6-3	5/5	23	20	3	0.0	0.0	0	1	1	0	0	2	1	1	0	0

AMANI HOOKER'S NFL STATISTICS

REGULAR SEASON				TACKLES							INTERCEPTIONS					FUMBLES				
Year	Team	GP	GS	Tot	Solo	Asst	Sk	Yds	QBP	TFL	No	Yds	Lg	TD	PD	FF	FR	Yds	SpT	
2019	Tennessee	16	0	13	8	5	0.0	0.0	0	0	0	0	0	0	0	0	0	0	0	8
2020	Tennessee	16	3	44	30	14	0.0	0.0	0	1	4	11	6	0	8	0	0	0	0	7
2021	Tennessee	12	12	62	38	24	0.0	0.0	0	1	1	21	21	0	4	1	0	0	0	0
2022	Tennessee	5	5	23	20	3	0.0	0.0	0	1	1	0	0	0	2	1	1	0	0	0
NFL Totals		49	20	142	96	46	0.0	0.0	0	3	6	32	21	0	14	2	1	0	15	

PLAYOFFS				TACKLES							INTERCEPTIONS					FUMBLES				
Year	Team	GP	GS	Tot	Solo	Asst	Sk	Yds	QBP	TFL	No	Yds	Lg	TD	PD	FF	FR	Yds	SpT	
2019	Tennessee	3	0	3	0	3	0.0	0.0	0	0	0	0	0	0	0	0	0	0	0	1
2020	Tennessee	1	0	0	0	0	0.0	0.0	0	0	0	0	0	0	0	0	0	0	0	0
2021	Tennessee	1	1	7	4	3	0.0	0.0	0	0	1	15	15	0	2	0	0	0	0	1
NFL Totals		5	1	10	4	6	0.0	0.0	0	0	1	15	15	0	2	0	0	0	0	2

Single-Game Highs

Tackles - 12 at L.A. Rams (11/7/21)
 Interceptions - **1 (Six times, last vs. N.Y. Giants 9/11/22)**
 Passes Defensed - 2 (Twice, last at Baltimore 11/22/20)
 Forced Fumble - **1 (Twice, last vs. Las Vegas 9/25/22)**
 Fumble Recovery - **1 vs. Indianapolis (10/23/22)**
 Special Teams Tackles - 2 (Twice, last vs. Chicago 11/8/20)

Additional Statistics

Rushes - 1 for 4 yards at Jacksonville (12/13/20)
 Receptions - 1 for 6 yards vs. Arizona (9/12/21)

Playoff Single-Game Highs

Tackles - 7 vs. Cincinnati (1/22/22)
 Interceptions - 1 vs. Cincinnati (1/22/22)
 Passes Defensed - 2 vs. Cincinnati (1/22/22)
 Special Teams Tackles - 1 (Twice, last vs. Cincinnati (1/22/22)

Additional Playoff Statistics

Receptions - 1 for 28 yards at Kansas City (1/19/20); 1 for 6 yards vs. Arizona (9/12/21)



81 AUSTIN HOOPER

TIGHT END • 6'4" • 254 LBS • COLLEGE: STANFORD
ACQUIRED: FREE AGENT - 2022 • NFL EXPERIENCE (NFL/TITANS): 7/1
HOMETOWN: SAN MATEO, CALIF.
GAMES PLAYED/GAMES STARTED: 97/58 (PLAYOFFS: 7/5)



Pro Bowl: 2018, 2019

PRO: The Titans signed Austin Hooper as a free agent during the 2022 offseason to add experience and leadership to the tight end room. Prior to his arrival in Tennessee, the 6-foot-4-inch, 254-pounder amassed 298 receptions for 3,024 yards with 23 touchdowns. The two-time Pro Bowl selection was originally selected by the Atlanta Falcons in the third round (81st overall) of the 2016 NFL Draft and spent his first four NFL seasons with the club. The San Mateo, Calif., native spent the last two campaigns with the Cleveland Browns after signing as an unrestricted free agent in 2020.

CAREER HIGHLIGHTS:

- Hooper has recorded at least three touchdown receptions in each of his five NFL seasons, including a career-high six with Atlanta in 2019.
- In 2019, Hooper enjoyed the most productive season of his career with career-bests of 75 receptions and 787 receiving yards for the Falcons.
- In 2018, Hooper snared 71 receptions for 660 yards with four receiving scores.
- Hooper caught a 19-yard touchdown pass in Super Bowl LI against New England on Feb. 5, 2017.
- Hooper recorded the longest reception by a tight end in a season-opening game in NFL history after an 88-yard touchdown at Chicago on Sept. 10, 2017.

TITANS TIDBITS:

- Hooper established the Austin Hooper Foundation, which helps foster care children with an emphasis on those aging out of the system.
- His father, Michael, played football at San Diego State while his uncle also played at Stanford.
- His brother, Justin, played baseball at UCLA and was selected by the Kansas City Royals in the 14th round of the 2019 MLB Draft.

CAREER TRANSACTIONS:

- The San Mateo, Calif., native was selected by the Atlanta Falcons in the third round (81st overall) of the 2016 NFL Draft.
- Signed by the Cleveland Browns as an unrestricted free agent on March 18, 2020.
- Released by the Browns on March 16, 2022.
- Signed by the Titans as a free agent on March 21, 2022.

SEASON RECAPS:

2022 (9/1 - Tennessee): Ranks second on the squad with 17 receptions. Ranks third on the team with 191 receiving yards. Has led or tied for the team lead in receptions three times in 2022 (vs. IND, at KC, vs. DEN). Has led the team in receiving yards once in 2022 (vs. IND).

- Against N.Y. Giants (9/11), made his Titans debut as a reserve at tight end and hauled in one reception for six yards.
- At Buffalo (9/19), played as a reserve at tight end and snared his 300th career reception for 19 yards. Helped set up the Titans' touchdown with a 19-yard grab down to the Bills' 11-yard line during the opening drive.
- Against Las Vegas (9/25), saw action as a reserve at tight end and caught two passes for 19 yards. Extended the Titans' opening touchdown drive with an 11-yard grab on third-and-10 early in the first quarter. Sealed the victory by recovering the onside kick late in the fourth quarter.
- At Indianapolis (10/2), played as a reserve at tight end and caught one pass for four yards. Kept the Titans' second touchdown drive alive with a four-yard grab on third-and-three in the first quarter.
- At Washington (10/9), saw action as a reserve at tight end and hauled in one reception for seven yards. Kept the Titans' game-winning touchdown

drive alive with a seven-yard grab to the Commanders' two-yard line on third-and-seven late in the third quarter.

- Against Indianapolis (10/23), played as a reserve at tight end and tied for the team lead with three catches for a team-high 56 yards. Kept the Titans' third scoring drive alive with a 14-yard catch on third-and-10 in the third quarter. Converted a third-and-six with a juggling 19-yard reception during the Titans' final scoring drive in the fourth quarter.
- At Houston (10/30), played as a reserve at tight end and caught one pass for five yards. Helped open holes for Titans' ball carriers to gain 314 rushing yards, the second-highest total in franchise history, including a 219-yard, two-touchdown performance by Derrick Henry.
- At Kansas City (11/6), made his first start for Titans at tight end and led the team with two receptions for 34 yards. Kickstarted the Titans' first touchdown drive with a 16-yard grab along the sideline in the second quarter. Set up the Titans' second touchdown with an acrobatic 18-yard catch to the Chiefs' two-yard line in the second stanza.
- Against Denver (11/13), tied for the team lead with five catches for 41 yards. Extended the Titans' final scoring drive with an eight-yard catch on third-and-five in the fourth quarter.

2021 (16/16 - Cleveland): Started a career-high 16 games and collected 38 receptions for 345 yards with three touchdowns. Spent one contest on the reserve/COVID-19 list.

- Against Houston (9/19), snared five receptions for 40 yards.
- At New England (11/14), notched four catches for 25 yards with a two-yard touchdown catch in the first quarter.
- Against Baltimore (12/12), collected five receptions for 30 yards with a one-yard scoring grab.

2020 (13/13, 2/2 - Cleveland): Started 13 games and hauled in 46 passes for 435 yards with four touchdowns in his first season with the Browns. Was inactive for three contests. Started both postseason contests and registered nine receptions for 62 yards with a score.

- At Dallas (10/4), registered five catches for 34 yards with a one-yard touchdown grab.
- At N.Y. Giants (12/20), notched five receptions for 41 yards with a two-yard scoring catch.
- At N.Y. Jets (12/27), snared a season-high seven passes for a season-best 71 yards.

2019 (13/10 - Atlanta): Saw action in 13 games with 10 starts and caught a career-best 75 passes for a career-high 787 yards with a career-best six touchdowns. Was inactive for three games.

- At Indianapolis (9/22), snared six receptions for 66 yards with a pair of touchdowns. Scored from 13 yards and two yards out in the second half.
- Against Tennessee (9/29), posted his first career 100-yard receiving performance of his career with nine catches for a career-best 130 receiving yards.
- At Arizona (10/13), recorded eight catches for 117 yards with a six-yard scoring grab in the fourth quarter.
- Against Seattle (10/27), posted six receptions for 65 yards with a one-yard touchdown catch.

2018 (16/7 - Atlanta): Played in all 16 games for the second consecutive season and posted 71 receptions for 660 yards with four touchdown grabs.

- Against Carolina (9/16), hauled in five passes for 58 yards with an eight-yard scoring grab late in the second quarter.
- At Pittsburgh (10/7), snared nine receptions for 77 yards.

- Against Tampa Bay (10/14), grabbed nine passes for 71 yards with a nine-yard touchdown.
- At Cleveland (11/11), set a career-high with 10 catches for 56 yards with a three-yard touchdown in the fourth quarter.

2017 (16/8, 2/2 - Atlanta): Played in all 16 games with eight starts and amassed 49 receptions for 526 yards with three touchdowns. Started both postseason contests and recorded four catches for 18 yards.

- At Chicago (9/10), posted two receptions for 128 yards with an 88-yard touchdown catch.
- At N.Y. Jets (10/29), notched four catches for 47 yards with a one-yard touchdown reception.
- Against Dallas (11/12), collected six receptions for 49 yards with a one-yard scoring grab.

2016 (14/3, 3/1 - Atlanta): Saw action in 14 games with three starts at tight end as a rookie and hauled in 19 receptions for 271 yards with three touchdowns. Was inactive for the final two regular season contests. Saw action in all three postseason contests with a start and registered six catches for 65 yards with a touchdown.

- Against Tampa Bay (9/11), made his NFL debut against Tampa Bay and caught one pass for 14 yards.
- At Oakland (9/18), snared three passes for 84 yards, including a 44-yard grab. Combined with Jacob Tamme (75 yards) to become the first set of tight ends in franchise history to have 75+ receiving yards in the same game.
- Against Carolina (10/2), posted his first career touchdown on a 42-yard deep ball from Matt Ryan.
- Against Green Bay (10/30), registered a season-high five catches for 41 yards.
- At Tampa Bay (11/3), posted three receptions for a season-best 46 yards with a two-yard touchdown reception.

COLLEGE:

- Played in 27 games in his two seasons at Stanford and caught 74 passes for 937 yards and eight touchdowns during his career.
- As a sophomore (2015), was a Mackey Award finalist and was selected to the All-Pac-12 first team after recording 34 catches for 438 yards and six receiving touchdowns during his final year at Stanford. Also earned third-team All America honors from the Associated Press.
- As a freshman (2014), earned freshman All-American and second-

team All-Pac-12 honors after posting 40 catches for 499 yards and two touchdowns.

- Redshirted in 2013.
- Majored in psychology at Stanford.

PERSONAL:

- Attended De La Salle (Calif.) High School and was a 2012 Tacoma News Tribune Western 100 and a two-time San Francisco Chronicle All-Metro selection.
- Led De La Salle to CIF Open Division state titles in 2010, 2011 and 2012. De La Salle went 15-0 and ranked No. 1 nationally by ESPN and MaxPreps in 2012.
- As a senior (2012), caught 11 passes for 293 yards and three touchdowns. Posted 39 tackles and eight sacks on defense.
- As a junior (2011), posted nine catches for 182 yards and two touchdowns with 46 tackles and 10.5 sacks on defense.
- Lettered in track and field and was all-league in the shot put with a 57-8 personal best.
- Born Austin Manuel Hooper on Oct. 29, 1994 in San Mateo, Calif.

AUSTIN HOOPER'S GAME-BY-GAME

2016 Atlanta Falcons				RECEIVING				
Date	Opp.	W/L	P/S	No	Yds	Avg	Lg	TD
Sept 11	TB	L	p	1	14	14.0	14	0
Sept 18	@ Oak	W	p	3	84	28.0	44	0
Sept 26	@ NO	W	p	0	0	-	0	0
Oct 2	Car	W	p	1	42	42.0	42t	1
Oct 9	@ Den	W	p	1	14	14.0	14	0
Oct 16	@ Sea	L	p	0	0	-	0	0
Oct 23	SD	L	p	0	0	-	0	0
Oct 30	GB	W	S	5	41	8.2	17	0
Nov 3	@ TB	W	p	3	46	15.3	28	1
Nov 13	@ Phi	L	p	1	8	8.0	8	0
Nov 27	Ari	W	p	2	8	4.0	5	0
Dec 4	KC	L	S	0	0	-	0	0
Dec 11	@ LAR	W	S	1	5	5.0	5	0
Dec 18	SF	W	p	1	9	9.0	9t	1
Dec 24	@ Car	W	IA					
Jan 1	NO	W	IA					
Totals		11-5	14/3	19	271	14.3	44	3
Playoffs								
Jan 14	Sea	W	p	1	10	10.0	10	0
Jan 22	GB	W	S	2	23	11.5	15	0
Feb 5	NE	L	p	3	32	10.7	19t	1
Totals		2-1	3/1	6	65	10.8	19t	1

2017 Atlanta Falcons				RECEIVING				
Date	Opp.	W/L	P/S	No	Yds	Avg	Lg	TD
Sept 10	@ Chi	W	S	2	128	64.0	88t	1
Sept 17	GB	W	S	2	7	3.5	4	0
Sept 24	@ Det	W	p	1	9	9.0	9	0
Oct 1	Buf	L	p	5	50	10.0	18	0
Oct 15	Mia	L	S	7	48	6.9	11	0
Oct 22	@ NE	L	p	1	6	6.0	6	0
Oct 29	@ NYJ	W	S	4	47	11.8	21	1
Nov 5	@ Car	L	S	3	36	12.0	16	0
Nov 12	Dal	W	S	6	49	8.2	14	1
Nov 20	@ Sea	W	S	2	-1	-0.5	1	0
Nov 26	TB	W	S	3	38	12.7	20	0
Dec 3	Min	L	p	3	21	7.0	8	0
Dec 7	NO	W	p	2	23	11.5	12	0
Dec 18	@ TB	W	S	2	12	6.0	7	0
Dec 24	@ NO	L	p	3	18	6.0	10	0
Dec 31	Car	W	S	3	35	11.7	24	0
Totals		10-6	16/8	49	526	10.7	88t	3
Playoffs								
Jan 6	@ LAR	W	S	3	15	5.0	5	0
Jan 13	@ Phi	L	S	1	3	3.0	3	0
Totals		1-1	2/2	4	18	4.5	5	0

2018 Atlanta Falcons				RECEIVING				
Date	Opp.	W/L	P/S	No	Yds	Avg	Lg	TD
Sept 6	@ Phi	L	p	3	24	8.0	15	0
Sept 16	Car	W	p	5	59	11.8	30	1
Sept 23	NO	L	p	3	23	7.7	12	0
Sept 30	Cin	L	p	1	19	19.0	19	0
Oct 7	@ Pit	L	S	9	77	8.6	23	0
Oct 14	TB	W	p	9	71	7.9	14	1
Oct 22	NYG	W	S	3	48	16.0	36	0
Nov 4	@ Was	W	p	3	41	13.7	23	0
Nov 11	@ Cle	L	S	10	56	5.6	10	1
Nov 18	Dal	L	S	4	27	6.8	9	0
Nov 22	@ NO	L	p	5	31	6.2	12	0
Dec 2	Bal	L	S	5	44	8.8	17	1
Dec 9	@ GB	L	S	4	37	9.3	11	0
Dec 16	Ari	W	p	0	0	-	0	0
Dec 23	@ Car	W	p	2	36	18.0	32	0
Dec 30	@ TB	W	S	5	67	13.4	20	0
Totals		7-9	16/7	71	660	9.3	36	4

2019 Atlanta Falcons				RECEIVING				
Date	Opp.	W/L	P/S	No	Yds	Avg	Lg	TD
Sept 8	@ Min	L	S	9	77	8.6	16	0
Sept 15	Phi	W	p	4	34	8.5	14	0
Sept 22	@ Ind	L	S	6	66	11.0	20	2
Sept 29	Ten	L	S	9	130	14.4	28	0
Oct 6	@ Hou	L	S	6	56	9.3	18	0
Oct 13	@ Ari	L	S	8	117	14.6	30	1
Oct 20	LAR	L	S	4	46	11.5	19	1
Oct 27	Sea	L	S	6	65	10.8	35	1
Nov 10	@ NO	W	S	4	17	4.3	9	1
Nov 17	@ Car	W	IA					
Nov 24	TB	L	IA					
Nov 28	NO	L	IA					
Dec 8	Car	W	p	2	32	16.0	18	0
Dec 15	@ SF	W	p	3	20	6.7	9	0
Dec 22	Jax	W	S	7	82	11.7	31	0
Dec 29	@ TB	W	S	7	45	6.4	12	0
Totals		7-9	13/10	75	787	10.5	35	6

2020 Cleveland Browns				RECEIVING				
Date	Opp.	W/L	P/S	No	Yds	Avg	Lg	TD
Sept 13	@ Bal	L	S	2	15	7.5	9	0
Sept 17	Cin	W	S	2	22	11.0	11	0
Sept 27	Was	W	S	3	25	8.3	10	0
Oct 4	@ Dal	W	S	5	34	6.8	12	1
Oct 11	Ind	W	p	5	57	11.4	18	0
Oct 18	@ Pit	L	p	5	52	10.4	36	0
Oct 25	@ Cin	W	IA					
Nov 1	LV	L	IA					
Nov 15	Hou	W	S	1	11	11.0	11	0
Nov 22	Phi	W	S	3	33	11.0	21	0
Nov 29	@ Jax	W	S	2	13	6.5	9t	1
Dec 6	@ Ten	W	S	2	24	12.0	16	0
Dec 14	Bal	L	IA					
Dec 20	@ NYG	W	S	5	41	8.2	17	1
Dec 27	@ NYJ	L	S	7	71	10.1	28	0
Jan 3	Pit	W	S	4	37	9.3	13	1
Totals		11-5	13/13	46	435	9.5	36	4
Playoffs								
Jan 10	@ Pit	W	S	7	46	6.6	8	1
Jan 17	@ KC	L	S	2	16	8.0	11	0
Totals		1-1	2/2	9	62	6.9	11	1

2021 Cleveland Browns				RECEIVING				
Date	Opp.	W/L	P/S	No	Yds	Avg	Lg	TD
Sept 12	@ KC	L	S	3	27	9.0	14	0
Sept 19	Hou	W	S	5	40	8.0	13	0
Sept 26	Chi	W	S	2	19	9.5	13t	1
Oct 3	@ Min	W	S	1	11	11.0	11	0
Oct 10	@ LAC	L	S	0	0	-	0	0
Oct 17	Ari	L	S	1	4	4.0	4	0
Oct 21	Den	W	S	2	42	21.0	34	0
Oct 31	Pit	L	S	4	26	6.5	8	0
Nov 7	@ Cin	W	S	2	14	7.0	11	0
Nov 14	@ NE	L	S	4	25	6.3	11	1
Nov 21	Det	W	S	4	53	13.3	20	0
Nov 28	@ Bal	L	S	0	0	-	0	0
Dec 12	Bal	W	S	5	30	6.0	9	1
Dec 20	LV	L	IA					
Dec 25	@ GB	L	S	3	26	8.7	11	0
Jan 3	@ Pit	L	S	2	28	14.0	21	0
Jan 9	Cin	W	S	0	0	-	0	0
Totals		8-9	16/16	38	345	9.1	34	3

AUSTIN HOOPER'S GAME-BY-GAME CONT.

2022 Tennessee Titans

Date	Opp.	W/L	P/S	RECEIVING				
				No	Yds	Avg	Lg	TD
Sept 11	NYG	L	p	1	6	6.0	6	0
Sept 19	@ Buf	L	p	1	19	19.0	19	0
Sept 25	LV	W	p	2	19	9.5	11	0
Oct 2	@ Ind	W	p	1	4	4.0	4	0
Oct 9	@ Was	W	p	1	7	7.0	7	0
Oct 23	Ind	W	p	3	56	18.7	23	0
Oct 30	@ Hou	W	p	1	5	5.0	5	0
Nov 6	@ KC	L	S	2	34	17.0	18	0
Nov 13	Den	W	p	5	41	8.2	17	0
Nov 17	@ GB							
Nov 27	Cin							

Dec 4	@	Phi							
Dec 11		Jax							
Dec 18	@	LAC							
Dec 24		Hou							
Dec 29		Dal							
Jan 7/8	@	Jax							
Totals			6-3	9/1	17	191	11.2	23	0

AUSTIN HOOPER'S NFL STATISTICS

REGULAR SEASON

Year	Team	GP	GS	RECEIVING					RUSHING				
				No	Yds	Avg	Lg	TD	Att	Yds	Avg	Lg	TD
2016	Atlanta	14	3	19	271	14.3	44	3	0	0	-	0	0
2017	Atlanta	16	8	49	526	10.7	88t	3	0	0	-	0	0
2018	Atlanta	16	7	71	660	9.3	36	4	0	0	-	0	0
2019	Atlanta	13	10	75	787	10.5	35	6	0	0	-	0	0
2020	Cleveland	13	13	46	435	9.5	36	4	0	0	-	0	0
2021	Cleveland	16	16	38	345	9.1	34	3	0	0	-	0	0
2022	Tennessee	9	1	17	191	11.2	23	0	0	0	-	0	0
NFL Totals		97	58	315	3,215	10.2	88t	23	0	0	-	0	0

PLAYOFFS

Year	Team	GP	GS	RECEIVING					RUSHING				
				No	Yds	Avg	Lg	TD	Att	Yds	Avg	Lg	TD
2016	Atlanta	3	1	6	65	10.8	19t	1	0	0	-	0	0
2017	Atlanta	2	2	4	18	4.5	5	0	0	0	-	0	0
2020	Cleveland	2	2	9	62	6.9	11	1	0	0	-	0	0
NFL Totals		7	5	19	145	7.6	19t	2	0	0	-	0	0

Single-Game Highs

Receptions - 10 at Cleveland (11/11/18)
 Receiving Yards - 130 vs. Tennessee (9/29/19)
 Long Reception - 88t at Chicago (9/10/17)
 Touchdowns - 2 at Indianapolis (9/22/19)

Playoff Single-Game Highs

Receptions - 7 at Pittsburgh (1/10/21)
 Receiving Yards - 46 at Pittsburgh (1/10/21)
 Long Reception - 19t vs. New England (2/5/17)
 Touchdowns - 1 (Twice, last at Pittsburgh, 1/10/21)

Additional Statistics

Special Teams Tackles - 1 (2016)
 Misc Tackles - 2 (2017), 2 (2019), 3 (2020), 2 (2021), **1 (2022)**



20 LONNIE JOHNSON JR.

DEFENSIVE BACK • 6'2" • 213 LBS • COLLEGE: KENTUCKY
ACQUIRED: WAIVERS - 2022 (KC) • NFL EXPERIENCE (NFL/TITANS): 4/1
HOMETOWN: GARY, IND.
GAMES PLAYED/GAMES STARTED: 52/19 (PLAYOFFS: 2/1)



PRO: The Titans claimed defensive back Lonnie Johnson Jr. off waivers late in the 2022 preseason to add experience to the secondary. The 6-foot-2-inch, 213-pounder is a hard-hitting defensive back capable of lining up as a safety or corner. Johnson Jr. was originally drafted 54th overall in the second round of the 2019 NFL Draft by the Houston Texans, and appeared in 44 games with 19 starts for the club, totaling 115 tackles, three interceptions and 13 passes defended. The Gary, Ind., native was traded by the Texans to the Kansas City Chiefs during the 2022 offseason in exchange for a 2024 seventh-round pick prior to being waived by the Chiefs and claimed by the Titans. Johnson Jr. played two seasons at Kentucky (2017-18) where his career totals included 64 tackles, 12 passes defended and two blocked kicks in 26 games.

CAREER HIGHLIGHTS:

- In 2021, Johnson Jr. recorded a career-best three interceptions in 14 games played with the Texans.
- In 2020, Johnson Jr. set career-high marks in games played (16) and tackles (70) as a member of the Texans.

TITANS TIDBITS:

- In Week 3 of the 2019 season, Johnson Jr. became the first rookie to ever be named the NFLPA's Community MVP. Johnson Jr. won the award after paying for the funeral of a 14-year-old boy from his hometown of Gary, Ind., who died tragically in a drowning accident.
- Johnson Jr.'s uncle, Jason Johnson, was a wide receiver in the NFL for two seasons, spending the 1988 season with Denver and the 1989 season with Pittsburgh. Jason also coached Johnson Jr. in high school.
- Johnson Jr.'s cousin, Jon'Vea Johnson, played wide receiver at Toldeo and signed with the Dallas Cowboys as an undrafted free agent following the 2019 NFL Draft. The two cousins grew up very close and even shared a draft night party in their hometown of Gary, Ind.
- He has several tattoos on his right hand in honor of Daja Brookshire, a former classmate with whom Johnson Jr. ran track. Brookshire was killed by a stray bullet in 2015 as she was stepping out of her boyfriend's car. "It's the most visual thing they could see without me putting the tattoo on my face," Johnson said. "I made sure I put it right there, so everybody can see it, and I can share her name throughout this whole process and wherever I go."
- Initially recruited as a wide receiver, Johnson Jr. didn't begin playing cornerback until 2015, while at Garden City (Kan.) Community College, his second collegiate stop. He tallied five interceptions in his first full season at cornerback.

CAREER TRANSACTIONS:

- The Gary, Ind., native was originally drafted in the second round (54th overall) of the 2019 NFL Draft by the Houston Texans.
- Traded by the Texans to the Kansas City Chiefs on May 2, 2022, in exchange for a 2024 seventh-round pick.
- Waived by the Chiefs on Aug. 15, 2022.
- Claimed by the Titans off waivers from the Chiefs on Aug. 16, 2022.

SEASON RECAPS:

- 2022 (8/0 - Tennessee):** Has tied for the team lead in special teams tackles once in 2022 (vs. LV).
- Against N.Y. Giants (9/11), was inactive.
 - At Buffalo (9/19), made his Titans debut as a reserve in the secondary and collected a tackle.

- Against Las Vegas (9/25), played as a reserve at safety. Tied for the team lead with a special teams tackle on coverage units.
- At Indianapolis (10/2), saw action as a reserve on special teams.
- At Washington (10/9), played as a reserve on special teams coverage units.
- Against Indianapolis (10/23), registered a special teams tackle on coverage units.
- At Houston (10/30), saw action as a reserve at safety in his 50th career regular season game and notched a tackle.
- At Kansas City (11/6), played as a reserve at safety and produced a tackle.
- Against Denver (11/13), saw action as a reserve at safety and on special teams before leaving the game in the second quarter with an injury.

2021 (14/7 - Houston): Appeared in 14 games with seven starts (five at safety and two at cornerback) and tallied 51 tackles, one tackle for loss, a career-best three interceptions for 47 yards, six passes defended and four special teams stops.

- At Buffalo (10/3), finished second on the team with eight tackles and recorded his first career interception for 32 yards.
- Against New England (10/10), logged four tackles and an interception for the second straight week.
- At Arizona (10/24), led the team with nine tackles and added his third interception of the season.

2020 (16/5 - Houston): Saw action in all 16 games and made five starts. Tallied a career-high 70 tackles and six special teams stops.

- Against Indianapolis (12/6), notched six tackles and two special teams stops.
- At Indianapolis (12/20), tallied a season-high nine tackles.
- Against Cincinnati (12/27), posted a career-best 11 tackles.

2019 (14/7, 2/1 - Houston): Played in 14 games with seven starts as a rookie and amassed 38 tackles, a career-high seven passes defended and three special teams tackles. Made his postseason debut and appeared in both games with one start. Posted three tackles, one special teams stop, and returned a blocked punt for a touchdown.

- Against Jacksonville (9/15), made his first career start and tallied three tackles and a pass defended.
- At Kansas City (1/12), recored three tackles, a special teams stop and returned a blocked punt for a 10-yard touchdown in the divisional round.

COLLEGE:

- Appeared in 26 games with 18 starts over two seasons at Kentucky (2017-18) and tallied 64 tackles, three tackles for loss, one sack, one interception, 12 passes defended, one forced fumble and two blocked kicks. Transferred to Kentucky from Garden City (Kan.) Community College where he played one season (2015) and earned second team all-conference recognition after notching 35 tackles, five interceptions and one fumble recovery. Transferred to Garden City Community College from San Bernardino Valley (Calif.) Community College where he played one season (2014) at wide receiver and on special teams as a true freshman.
- As a senior (2018), started all 13 games and registered 23 tackles, one interception for 24 yards, four passes defended and one forced fumble.
- As a junior (2017), saw action in all 13 games with five starts in his first season at Kentucky. Posted 41 tackles, three tackles for loss, one sack, five passes defended and two blocked kicks (one field goal try, one extra point attempt).
- Transferred to Kentucky from Garden City (Kan.) Community College in

LONNIE JOHNSON JR.'S NFL STATISTICS

REGULAR SEASON				TACKLES							INTERCEPTIONS					FUMBLES			
Year	Team	GP	GS	Tot	Solo	Asst	Sk	Yds	QBP	TFL	No	Yds	Lg	TD	PD	FF	FR	Yds	SpT
2019	Houston	14	7	38	31	7	0.0	0.0	0	0	0	0	0	0	7	0	0	0	3
2020	Houston	16	5	70	50	20	0.0	0.0	3	10	0	0	0	0	0	0	0	0	6
2021	Houston	14	7	51	34	17	0.0	0.0	0	1	3	47	32	0	6	0	0	0	4
2022	Tennessee	8	0	3	2	1	0.0	0.0	0	0	0	0	0	0	0	0	0	0	2
NFL Totals		52	19	162	117	45	0.0	0.0	3	1	3	47	32	0	13	0	0	0	15

PLAYOFFS				TACKLES							INTERCEPTIONS					FUMBLES			
Year	Team	GP	GS	Tot	Solo	Asst	Sk	Yds	QBP	TFL	No	Yds	Lg	TD	PD	FF	FR	Yds	SpT
2019	Houston	2	1	3	3	0	0.0	0.0	0	0	0	0	0	0	0	0	0	0	1
NFL Totals		2	1	3	3	0	0.0	0.0	0	0	0	0	0	0	0	0	0	0	1

Single-Game Highs

Tackles - 11 vs. Cincinnati (12/27/20)
 Interceptions - 1 (Three times, last at Buffalo 10/3/21)
 Interception Long - 32 at Buffalo (10/3/21)
 Passes Defensed - 2 at Kansas City (10/13/19)

Playoff Single-Game Highs

Tackles - 3 at Kansas City (1/12/20)

Additional Playoff Statistics

Blocked Punts - 1 at Kansas City; returned for 10-yard touchdown (1/12/20)



60 BEN JONES

CENTER • 6'3" • 308 LBS • COLLEGE: GEORGIA
ACQUIRED: UNRESTRICTED FREE AGENT (HOU) - 2016
NFL EXPERIENCE (NFL/TITANS): 11/7 • HOMETOWN: BRENT, ALA.
GAMES PLAYED/GAMES STARTED: 169/148 (PLAYOFFS: 10/10)



Captain: 2019, 2022



Community Man of the Year: 2019

PRO: The Titans signed Ben Jones early in the 2016 free agency period to bring veteran leadership and experience to the center position. Since then he has been one of the steadiest and most dependable players on the team. The 6-foot-3-inch, 308-pounder was originally selected by the Houston Texans in the fourth round (99th overall) of the 2012 NFL Draft. From 2012 through 2021, Jones appeared in 160 of 161 possible regular season games, including starts in all but one game during his first six seasons in Tennessee. From 2016 through 2021, the Titans averaged 137.7 rushing yards per game, posting the second-highest average in the NFL behind only the Baltimore Ravens (150.6). The University of Georgia product is a versatile player, having started contests at center and both guard spots in his first four seasons with the Texans.

CAREER HIGHLIGHTS:

- Jones has started games at center, left guard and right guard during his NFL career and has opened holes for an 1,000-yard rusher in six different seasons.
- From 2016 through 2021, Jones was one of only eight offensive linemen to start at least 96 of a possible 97 games.
- Jones started all 17 games in 2021 and helped the Titans finish fifth in the NFL in rushing (141.4 rushing yards per game), marking the fifth time in his first six seasons in Tennessee that he helped the offense rank in the top five in rushing. The Titans joined the Dallas Cowboys and Indianapolis Colts as the only teams in those six seasons to produce four individual 1,000-yard rushing seasons—three by Derrick Henry and one by DeMarco Murray.
- In 2020, Jones started every game at center and was a part of an offense that tied for the second-overall ranking in the NFL (396.4 yards per game), finished second in rushing (168.1), and allowed the sixth-fewest sacks (25). He helped pave the way for Derrick Henry to produce the NFL's eighth all-time 2,000-yard rushing season (2,027).
- In 2019, Jones started 15 games at center and helped Derrick Henry lead the NFL with 1,540 rushing yards.
- In Week 9 of the 2019 season, Jones missed the first game of his eight-year NFL career when he was inactive due to injury. It ended his streak of 120 consecutive games played and 88 consecutive starts. At the time, Jones' consecutive games streak tied Kansas City's Mitchell Schwartz for the longest active streak in the NFL among offensive linemen, and his starting streak ranked first in the NFL among all centers.
- Jones made a career-high three postseason starts in 2019.
- In 2018, Jones started all 16 games at center, registering five consecutive seasons with a start in every contest (2014-15 with Houston).
- Jones appeared in his 100th career game in Week 4 of the 2018 season.
- In 2016, Jones centered all 16 games in his first campaign with the Titans and was a part of an offensive front that blocked for the NFL's third-ranked rushing attack which averaged 136.7 rush yards per game.
- In 2015, Jones transitioned to his natural position of center and started all 16 games and the playoff contest for the Texans.
- In 2014, Jones started all 16 contests at left guard.
- As a rookie in 2012, Jones started the final 10 games of the season at right guard and was named the Texans Rookie of the Year.

TITANS TIDBITS:

- Jones switched from jersey #61 to #60 prior to his senior season at Georgia, to honor his father, Steve, a former collegiate star, who was killed in a helicopter crash when he was 10 years old.
- Jones' pregame ritual consists of walking barefoot on the field "to get a

feel for the turf." The routine began before one game with his brother in high school and after enjoying success that night, it has continued ever since.

- When he was 10 years old, Jones suffered a blow to the head with a baseball bat. The impact caused a blood clot to develop on his brain and fractured his skull. The injury kept him out of all athletic activity for a year, proving to be a challenging time for an active and athletic boy. Although it was a tough period in his life, Ben says this time turned him into the man he is today. As soon as he was cleared for activities, Jones threw himself into being the best athlete he could be.
- In 2017, Jones established The Jones Mission Fund at The Community Foundation to provide at-risk youth with opportunities they might otherwise not have through grants, additional resources and educational opportunities.
- During the offseason, Jones and his wife host the annual Ben Jones Celebrity Clay Shoot. The event has raised more than \$400,000 benefitting The Jones Mission Fund.
- Jones hosts a free Friday Night Lights youth football camp in his native Alabama every June.
- Jones sponsors a trip to a Titans game each fall for the seniors of his high school's football team in Alabama. The experience includes round trip transportation from his hometown, tickets, a private tailgate, swag bags, and a meet-and-greet with a tour of the Titans practice facility after the game with Jones.
- Jones' brother, Clay, played baseball for the University of Alabama and then was drafted by the Detroit Tigers.

CAREER TRANSACTIONS:

- A native of Brent, Ala., Jones was originally selected by the Houston Texans in the fourth round (99th overall) of the 2012 NFL Draft.
- Signed by the Titans as an unrestricted free agent on March 10, 2016.

SEASON RECAPS:

2022 (9/9 - Tennessee):

- Against N.Y. Giants (9/11), started at center and was a part of an offensive line that allowed just one sack for zero yards on 33 pass attempts.
- At Buffalo (9/19), started at center.
- Against Las Vegas (9/25), started at center and was a member of an offensive front that allowed just one sack on 27 pass attempts.
- At Indianapolis (10/2), started his 100th game at center for the Titans and helped open holes for Derrick Henry to amass 114 rushing yards on 22 carries with a touchdown.
- At Washington (10/9), started at center and helped create running lanes for Derrick Henry to post 102 yards on the ground with two rushing scores.
- Against Indianapolis (10/23), started at center and blocked for Derrick Henry to collect 128 yards on the ground.
- At Houston (10/30), started at center and helped open holes for Titans' ball carriers to gain 314 rushing yards, the second-highest total in franchise history, including a 219-yard, two-touchdown performance by Derrick Henry.
- At Kansas City (11/6), started at center and blocked for Derrick Henry to amass 115 rushing yards on 17 carries with two rushing touchdowns.
- Against Denver (11/13), started at center and was a part of an offensive front that allowed just one sack on 36 pass attempts.

2021 (17/17, 1/1 - Tennessee): Started all 17 games at center and blocked for the NFL's fifth-ranked rushing attack. Started the postseason contest at center.

- At Seattle (9/19), started at center and helped open holes for Derrick Henry to rush for 182 yards.

- Against Indianapolis (9/26), started at center and blocked for Titans' rushers to gain 180 yards on the ground.
- At Jacksonville (10/10), started at center and helped block for Derrick Henry to amass 130 yards on the ground with three rushing touchdowns.
- Against Buffalo (10/18), started at center and was a part of an offensive front that did not allow a sack on 29 pass attempts. Helped open holes for Derrick Henry to amass 143 rushing yards and three scores on 23 carries.
- Against Kansas City (10/24), started at center in his 150th career regular season game. Helped block for an offense that registered 369 total yards while only allowing one sack on 28 pass attempts.
- At New England (11/28), started at center and opened holes for Titans ball carriers to amass 270 yards on the ground, including two 100-yard rushers.
- Against Miami (1/2), started at center and helped open holes for Titans' ball carriers to gain 198 yards on the ground with two rushing scores.
- At Houston (1/9), started at center and helped block for an offense that registered 405 total yards while only allowing one sack on 32 pass attempts.
- Against Cincinnati (1/22), started at center in his 10th career postseason contest and helped open holes for Titans' rushers to amass 140 yards on the ground on 27 carries.

2020 (16/16, 1/1 - Tennessee): Started all 16 games at center and helped Derrick Henry become the eighth player in NFL history to eclipse 2,000 rushing yards in a season. Started the postseason contest at center.

- At Denver (9/14), started at center and was a part of an offensive front that allowed the Titans to amass 377 total yards. Member of a line that allowed just one sack on 43 pass attempts.
- Against Jacksonville (9/20), started at center and helped the offense post 354 total yards.
- Against Buffalo (10/13), started at center and was a part of an offensive line that blocked for Titans' rushers to gain 139 yards on the ground while not allowing a sack on 28 pass attempts.
- Against Houston (10/18), started at center and helped the offense become the first unit in NFL history to have a passer reach 350 yards (364 by Ryan Tannehill) and a rusher reach 200 yards (212 by Derrick Henry) in a game.
- At Indianapolis (11/29), started at center and blocked for Titans' rushers to gain 229 yards on 45 carries. Member of an offensive front that allowed just one sack on 22 pass attempts.
- At Jacksonville (12/13), started at center and helped open holes for Titans' rushers to gain 249 yards on the ground, including a 215-yard performance by Derrick Henry.
- Against Detroit (12/20), started at center and helped block for Titans' ball carriers to gain 195 yards and score three touchdowns on the ground.
- At Houston (1/3), started at center and blocked for Derrick Henry to gain a franchise-record 250 rushing yards in the Titans' division-clinching victory and in the process become the eighth player in NFL history to eclipse 2,000 rushing yards in a season.

2019 (15/15, 3/3 - Tennessee): Started 15 games at center and helped Derrick Henry lead the NFL with 1,540 rushing yards. Was inactive for one game ending his streak of 120 consecutive games played and 88 consecutive starts. Started all three postseason contests at center.

- At Atlanta (9/29), started at center and was a part of an offensive front that did not allow a sack on 27 pass attempts, while opening holes for Titans' ball carriers to gain 138 yards on the ground.
- Against L.A. Chargers (10/20), started at center and helped the offense amass 403 total yards.
- At Carolina (11/3), was inactive, ending his streak of 120 consecutive games played and 88 consecutive starts.
- Against Kansas City (11/10), started his 100th career game at center and helped open holes for Titans' rushers to gain 225 yards on the ground.
- Against Jacksonville (11/24), started at center and blocked for Titans' ball carriers to gain 219 rushing yards.
- At Oakland (12/8), started at center and was a part of an offensive front that blocked for Titans' ball carriers to gain 161 yards on the ground, while also not allowing a sack on 27 pass attempts.
- At Houston (12/29), started at center and was a part of an offensive front that blocked for Derrick Henry to amass 211 yards on the ground and become the NFL's leading rusher in 2019.
- At New England (1/4), started at center and was a member of an offensive front that opened holes for Derrick Henry to collect 182 yards on the ground.
- At Baltimore (1/11), started at center and was a part of an offensive line that blocked for Derrick Henry to collect a franchise postseason record 195 rushing yards.

2018 (16/16 - Tennessee): Started all 16 games at center for the third consecutive season with the Titans. Played in his 100th consecutive career NFL contest against Philadelphia (9/30/18).

- At Miami (9/9), started at center and was a member of an offensive front that did not allow a sack on 38 pass attempts.
- Against Philadelphia (9/30), started at center in his 100th consecutive contest and was a part of an offensive line that helped amass 397 total yards.
- At Los Angeles Chargers in London (10/21), started at center and helped block for Titans' ball carriers to gain 164 yards on the ground.
- At Dallas (11/5), started at center and helped the Titans' offense accumulate 340 total yards.
- Against N.Y. Jets (12/2), started at center and switched to left guard at the start of the third quarter.
- Against Jacksonville (12/6), started at center and helped open holes for Titans' ball carriers to gain 264 yards on the ground, including a franchise-best 238 rushing yards by Derrick Henry. Part of an offensive front that allowed just one sack for zero yards on 24 pass attempts.
- At N.Y. Giants (12/16), started at center and helped block for Titans' rushers to amass 215 yards, including a 170-yard performance by Derrick Henry.
- Against Indianapolis (12/30), started at center and was a member of an offensive front that did not allow a sack on 29 pass attempts.

2017 (16/16, 2/2 - Tennessee): Started all 16 games and both postseason contests at center in his second campaign with the Titans. Among NFL offensive linemen presently listed as centers, ranks second in the NFL with 64 consecutive games started.

- Against Oakland (9/10), started at center and was a part of an offensive line that helped produce 350 total yards and allow just one sack on 41 pass attempts.
- At Jacksonville (9/17), started at center, his 50th consecutive start, and opened holes for a rushing attack that amassed 179 yards on 36 carries (5.0 avg.). Member of a unit that allowed just one sack on 27 pass attempts.
- Against Seattle (9/24), started at center and helped block for Titans' ball carriers to collect 195 rushing yards on 35 carries (5.6 avg.). Member of an offensive front that did not allow a sack on 32 pass attempts.
- Against Indianapolis (10/16), started at center and was a member of an offensive front that helped produce 473 total yards and allow just one sack for one yard on 32 pass attempts.
- Against Cincinnati (11/12), started at center and helped open holes for Titans' rushers to gain 180 yards on the ground.
- At Indianapolis (11/26), started at center and was a part of an offensive front that did not allow a sack on 25 pass attempts.
- Against Houston (12/3), started at center and helped open holes for Titans' ball carriers to gain 198 yards on 25 carries with two scores on the ground.
- At Kansas City (1/6), started at center and helped open holes for Titans' ball carriers to gain 202 rushing yards on 31 carries (6.5 avg.) in the Wild Card matchup.

2016 (16/16 - Tennessee): Started all 16 games at center in his first season with the Titans and was a part of an offensive front that blocked for the NFL's third-ranked rushing attack which averaged 136.7 rush yards per game.

- Against Minnesota (9/11), made his Titans debut as the starting center.
- At Detroit (9/18), started at center and blocked for an offense that amassed 363 total yards in a 16-15 comeback win.
- Against Oakland (9/25), started at center and was a part of an offensive line that helped produce 393 total yards and allow just one sack on 33 pass attempts.
- At Miami (10/9), started at center and was a member of an offensive front that opened holes for Titans' rushers to gain 235 yards on the ground and did not allow a sack on 29 pass attempts.
- Against Cleveland (10/16), started at center and blocked for an offense that compiled a season-high 407 total yards, including 137 rushing yards.
- Against Jacksonville (10/27), started at center and opened holes for Titans' ball carriers to accumulate 214 yards on the ground. Was a part of an offensive front that did not allow a sack in 23 pass attempts.
- At San Diego (11/6), started at center and was a part of an offensive line that did not allow a sack on 43 pass attempts.
- Against Green Bay (11/13), started at center and blocked for an offense that amassed 446 total yards and six touchdowns in a 47-25 victory against the Packers.

- At Chicago (11/27), started at center and was a member of an offensive front that did not allow a sack on 23 pass attempts. Blocked for Titans' ball carriers to gain 149 yards on the ground.
- Against Denver (12/11), started at center and was a part of an offensive line that opened holes for Titans' rushers to amass 180 rushing yards on 42 carries in a 13-10 victory over the Broncos.
- At Kansas City (12/18), started at center and helped pave the way for Titans' ball carriers to gain 148 yards on the ground. Member of an offensive front that allowed just one sack for zero yards on 33 pass attempts.

2015 (16/16, 1/1 - Houston): Started all 16 games at center and in Wild Card Game against Kansas City (1/9). Extended his streak of consecutive regular season games played to 64, which is the second-longest active streak among NFL centers.

2014 (16/16 - Houston): Started all 16 games at left guard in his third season with the Texans.

2013 (16/1 - Houston): Played in all 16 games with one start for the Texans.

- At San Francisco (10/6), started at right guard and blocked for a ground game that produced 131 yards.

2012 (16/10, 2/2 - Houston): Appeared in all 16 games with 10 starts as a rookie. Was originally drafted as a center, but worked his way into a starting role at right guard. Was a part of seven 100-yard rushing performances by Arian Foster for the NFL's seventh-ranked offense.

- Against Miami (9/9), made his Texans and NFL debut on special teams in the season opener.
- At Jacksonville (9/17), saw action at right guard and was part of an offensive line that cleared the way for Texans running backs to rush for 216 yards and three touchdowns while not allowing Matt Schaub to be sacked.
- At Denver (9/23), helped provide protection for Matt Schaub, enabling him to tie a career-high with four touchdown passes.
- At N.Y. Jets (10/8), helped Arian Foster rush for a season-high 157 yards and a touchdown.

COLLEGE:

- Finished his collegiate career ranked third in Georgia history with 49 starts.
- Was a two-time All-SEC selection by the league's coaches and four-time SEC Offensive Lineman of the Week during his career. Was named to Georgia's Team of the Decade.
- As a senior (2011), earned All-SEC first-team honors and was rated the nation's second-best center in the draft by The NFL Draft Report. Named second-team All-SEC honoree by the Associated Press, Phil Steele and the league's coaches for his senior season.
- In his final collegiate season, served as a team captain and started all 14 games at center.
- As a junior (2010), appeared in 13 games making 12 starts. Earned All-SEC second-team honors from The NFL Draft Report.
- As a sophomore (2009), started all 13 games and was named All-SEC second team by the league's coaches.
- As a freshman (2008), appeared in 13 games making 10 starts at center and was selected a Freshman All-American and Freshman All-SEC. Named Freshman All-American first team by College Football News, adding second-team honors from The Sporting News and Phil Steele.
- Member of the fall 2009 Georgia Athletic Director's Honor Roll.
- Majored in Health & Physical Education at Georgia.

PERSONAL:

- Attended Bibb County High School in Centreville, Ala., where he earned Super Prep All-Dixie Team, Prep Star All-Southeast Region and Alabama Sports Writers Association Class 5A first-team All-State honors as a senior.
- Was a standout first baseman and pitcher on Bibb County's baseball team, where in 2007 he was selected to the Tuscaloosa News West Alabama Baseball All-Star squad. Had a .345 career batting average and collected a school-record 48 RBI in 2007.
- Follow Jones on Instagram at @jones60ben.
- Born Benjamin Jones on July 2, 1989 in Birmingham, Ala.

BEN JONES' NFL STATISTICS

REGULAR SEASON

Year	Team	GP	GS
2012	Houston	16	10
2013	Houston	16	1
2014	Houston	16	16
2015	Houston	16	16
2016	Tennessee	16	16
2017	Tennessee	16	16
2018	Tennessee	16	16
2019	Tennessee	15	15
2020	Tennessee	16	16
2021	Tennessee	17	17
2022	Tennessee	9	9
NFL Totals		169	148

PLAYOFFS

Year	Team	GP	GS
2012	Houston	2	2
2015	Houston	1	1
2017	Tennessee	2	2
2019	Tennessee	3	3
2020	Tennessee	1	1
2021	Tennessee	1	1
NFL Totals		10	10

Starts Breakdown:

2012 - RG 10 (Playoffs - RG 2); 2013 - RG 1; 2014 - LG 16; 2015 - C 16 (Playoffs - C 1); 2016 - C 16; 2017 - C 16 (Playoffs - C 2); 2018 - C 16; 2019 - C 15 (Playoffs - C 3); 2020 - C 16 (Playoffs - C 1); 2021 - C 17 (Playoffs - C 1); 2022 - C 9

Additional Career Statistics

Tackles - 2 (2014), 1 (2015), 1 (2020)
Fumble Recoveries - 1 (2013), 1 (2021)

Additional Career Playoff Statistics

Misc. Tackles - 2 (2015), 1 (2019)



42 JOE JONES

LINEBACKER • 6'0" • 240 LBS • COLLEGE: NORTHWESTERN
ACQUIRED: FREE AGENT - 2021 • NFL EXPERIENCE (NFL/TITANS): 6/2
HOMETOWN: PLANO, ILL.
GAMES PLAYED/GAMES STARTED: 65/0 (PLAYOFFS: 0/0)



PRO: The Titans signed free agent Joe Jones to the practice squad during Week 2 of the 2021 season. The 6-foot, 240-pounder appeared in nine games in his first season with the Titans and totaled five special teams tackles in addition to posting one tackle and two quarterback pressures in limited snaps on defense. Prior to arriving in Tennessee, Jones posted 26 career special teams stops, four defensive tackles and one blocked punt in 49 games over four seasons with the Denver Broncos (2017-20). The Plano, Ill., native originally signed with the Dallas Cowboys as a rookie free agent following the 2017 NFL Draft, and has also spent time with the Los Angeles Chargers, Seattle Seahawks and Tampa Bay Buccaneers. Jones tallied 70 tackles, three sacks, two passes defended and one fumble recovery in 27 games at Northwestern (2013-16).

TITANS TIDBITS:

- Jones' father, Joseph, was a hurdler at Penn State.

CAREER TRANSACTIONS:

- The Plano, Ill., native originally signed with the Dallas Cowboys as a rookie free agent on May 12, 2017.
- Waived by the Cowboys on Sept. 2, 2017.
- Signed by the Los Angeles Chargers to the team's practice squad on Sept. 4, 2017.
- Waived by the Chargers on Sept. 6, 2017.
- Signed by the Seattle Seahawks to the team's practice squad on Sept. 19, 2017.
- Signed by the Denver Broncos to the team's active roster off of the Seahawks practice squad on Nov. 7, 2017.
- Signed by the Tampa Bay Buccaneers as a free agent on May 5, 2021.
- Waived by the Buccaneers on Aug. 30, 2021.
- Signed by the Titans to the team's practice squad on Sept. 13, 2021.
- Signed by the Titans to the team's active roster off of the practice squad on Oct. 8, 2021.
- Released by the Titans on Aug. 30, 2022 and signed to the team's practice squad a day later.
- Activated from the practice squad to the active roster standard elevation on Sept. 10, 2022.
- Signed by the Titans to the team's active roster off of the practice squad on Sept. 12, 2022.

SEASON RECAPS:

2022 (7/0 - Tennessee): Ranks third on the team with seven special teams tackles. Has led or tied for the team lead in special teams tackles three times in 2022 (at BUF, vs. LV, at IND).

- Against N.Y. Giants (9/11), played as a reserve on special teams and posted a tackle on coverage units.
- At Buffalo (9/19), led the team and tied a career-high with three special teams tackles on coverage units.
- Against Las Vegas (9/25), tied for the team lead with a special teams tackle on coverage units.
- At Indianapolis (10/2), tied for the team lead with a special teams tackle on coverage units.
- At Washington (10/9), was inactive.
- Against Indianapolis (10/23), was inactive.
- At Houston (10/30), returned to the lineup as a reserve on special teams.
- At Kansas City (11/6), saw action as a reserve on special teams.
- Against Denver (11/13), posted a special teams tackle on coverage units.

2021 (9/0, 0/0 - Tennessee): Played as a reserve in nine games in his first season with the Titans and registered five special teams tackles. Notched a tackle and two quarterback pressures on defense. Spent four games on the team's practice squad. Was inactive for two contests and spent one game on the reserve/COVID-19 list. Was on the practice squad for the postseason contest. Led the team in special teams tackles once in 2021 (at JAX).

- At Jacksonville (10/10), made his Titans debut as a reserve on special teams in his 50th career game and led the team with three special teams tackles. Registered a quarterback pressure late in the game on defense.
- At Indianapolis (10/31), posted two special teams tackles on coverage units.
- Against New Orleans (11/14), saw action as a reserve on special teams and limited snaps at outside linebacker. Collected a quarterback pressure.
- Against Miami (1/2), played as a reserve at linebacker in the fourth quarter and notched a tackle.

2020 (14/0 - Denver): Saw action in 14 games for the Broncos and posted one tackle and two special teams stops.

- Against Buffalo (12/19), posted one tackle and one special teams stop.

2019 (12/0 - Denver): Appeared in 12 games and tallied eight special teams tackles.

- Against Kansas City (10/17), recorded two special teams stops.

2018 (16/0 - Denver): Played in all 16 games for the first time in his career and tallied a season-high four tackles and led the team with a career-best 12 special teams stops.

- Against Seattle (9/9), notched two special teams tackles.
- At Baltimore (9/23), amassed two special teams stops.
- At N.Y. Jets (10/7), posted two special teams tackles.
- At Cincinnati (12/2), recorded a career-best four tackles.

2017 (7/0 - Denver): Spent training camp with the Dallas Cowboys before being waived during roster cuts. Spent time on the practice squads of the Los Angeles Chargers and Seattle Seahawks before being signed to the Denver Broncos active roster off of the Seahawks practice squad during Week 10. Appeared in seven games for Denver as a rookie and posted four special teams tackles.

- Against Cincinnati (11/19), made his NFL debut.
- Against Kansas City (12/31), posted a season-high two special teams tackles.

COLLEGE:

- During a four-year career at Northwestern (2013-16), played in 37 games with five starts and totaled 70 tackles, three sacks, two passes defended and one fumble recovery.
- As a senior (2016), appeared in all 13 games with five starts and posted 46 tackles, two sacks, two passes defended and one fumble recovery.
- As a junior (2015), saw action in 13 games and posted 18 tackles and one sack.
- As a sophomore (2014), played in six contests and tallied five tackles.
- As a redshirt freshman (2013), appeared in five games and posted one tackle.
- As a freshman (2012), redshirted.
- Double-majored in communication studies and economics at Northwestern.

PERSONAL:

- Attended Plano (Ill.) High School where he was an all-conference running back, rushing for 710 yards and eight touchdowns while hauling in 11 passes for 328 yards and five scores in eight games as a senior.
- Also competed in track and was the state champion in the 200-meter hurdles and finished sixth in the 100-meter dash.
- Four-year letterwinner in football and track, and a three-year letterman in basketball.
- Son of Joseph Jones and Shawn-Daria and Daniel Dowd.
- Follow Jones on Twitter and on Instagram @FamilyMan_Joe43.
- Born Joseph Jones on Feb. 21, 1994, in Plano, Ill.

JOE JONES' TITANS GAME-BY-GAME

2021 Tennessee Titans

Date	Opp	W/L	P/S	Tot Solo	Asst	Sk	- Yds	QBP	TFL	Int - Yds	-TD	PD	FF	FR - Yds	SpT
Sept 19	@ Sea	W	PS												
Sept 26	Ind	W	PS												
Oct 3	@ NYJ	L	PS												
Oct 10	@ Jax	W	p	0	0	0	0.0	0.0	1	0	0	0	0	0	3
Oct 18	Buf	W	p	0	0	0	0.0	0.0	0	0	0	0	0	0	0
Oct 24	KC	W	p	0	0	0	0.0	0.0	0	0	0	0	0	0	0
Oct 31	@ Ind	W	p	0	0	0	0.0	0.0	0	0	0	0	0	0	2
Nov 7	@ LAR	W	p	0	0	0	0.0	0.0	0	0	0	0	0	0	0
Nov 14	NO	W	p	0	0	0	0.0	0.0	1	0	0	0	0	0	0
Nov 21	Hou	L	p	0	0	0	0.0	0.0	0	0	0	0	0	0	0
Nov 28	@ NE	L	R/C												
Dec 12	Jax	W	p	0	0	0	0.0	0.0	0	0	0	0	0	0	0
Dec 19	@ Pit	L	IA												
Dec 23	SF	W	IA												
Jan 2	Mia	W	p	1	0	1	0.0	0.0	0	0	0	0	0	0	0
Jan 9	@ Hou	W	PS												
Totals			11-4	9/0	1	0	1	0.0	0.0	2	0	0	0	0	5
Playoffs															
Jan 22	Cin	L	PS												
Totals			0-1	0/0	0	0	0	0.0	0.0	0	0	0	0	0	0

2022 Tennessee Titans

Date	Opp	W/L	P/S	Tot Solo	Asst	Sk	- Yds	QBP	TFL	Int - Yds	-TD	PD	FF	FR - Yds	SpT
Sept 11	NYG	L	p	0	0	0	0.0	0.0	0	0	0	0	0	0	1
Sept 19	@ Buf	L	p	0	0	0	0.0	0.0	0	0	0	0	0	0	3
Sept 25	LV	W	p	0	0	0	0.0	0.0	0	0	0	0	0	0	1
Oct 2	@ Ind	W	p	0	0	0	0.0	0.0	0	0	0	0	0	0	1
Oct 9	@ Was	W	IA												
Oct 23	Ind	W	IA												
Oct 30	@ Hou	W	p	0	0	0	0.0	0.0	0	0	0	0	0	0	0
Nov 6	@ KC	L	p	0	0	0	0.0	0.0	0	0	0	0	0	0	0
Nov 13	Den	W	p	0	0	0	0.0	0.0	0	0	0	0	0	0	1
Nov 17	@ GB														
Nov 27	Cin														
Dec 4	@ Phi														
Dec 11	Jax														
Dec 18	@ LAC														
Dec 24	Hou														
Dec 29	Dal														
Jan 7/8	@ Jax														
Totals			6-3	7/0	0	0	0	0.0	0.0	0	0	0	0	0	7

JOE JONES' NFL STATISTICS

REGULAR SEASON

Year	Team	GP	GS	TACKLES				QBP	TFL	INTERCEPTIONS					FUMBLES				
				Tot	Solo	Asst	Sk			Yds	No	Yds	Lg	TD	PD	FF	FR	Yds	SpT
2017	Denver	7	0	0	0	0	0.0	0.0	0	0	0	0	0	0	0	0	0	0	4
2018	Denver	16	0	4	4	0	0.0	0.0	0	0	0	0	0	0	0	0	0	0	12
2019	Denver	12	0	0	0	0	0.0	0.0	0	0	0	0	0	0	0	0	0	0	8
2020	Denver	14	0	1	0	1	0.0	0.0	0	0	0	0	0	0	0	0	0	0	2
2021	Tennessee	9	0	1	0	1	0.0	0.0	2	0	0	0	0	0	0	0	0	0	5
2022	Tennessee	7	0	0	0	0	0.0	0.0	0	0	0	0	0	0	0	0	0	0	7
NFL Totals		65	0	6	4	2	0.0	0.0	2	0	0	0	0	0	0	0	0	0	38

Single-Game Highs

Tackles - 4 at Cincinnati (12/2/18)

Special Teams Tackles - 3 (Twice, last at Buffalo 9/19/22)



90 NAQUAN JONES

DEFENSIVE TACKLE • 6'3" • 313 LBS • COLLEGE: MICHIGAN STATE
ACQUIRED: FREE AGENT - 2021 • NFL EXPERIENCE (NFL/TITANS): 2/2
HOMETOWN: EVANSTON, ILL.
GAMES PLAYED/GAMES STARTED: 20/5 (PLAYOFFS: 1/1)



PRO: The Titans signed Naquan Jones as a rookie free agent following the 2021 NFL Draft. The 6-foot-3-inch, 313-pounder saw action in 13 games with five starts during his rookie campaign and collected 29 tackles, including 2.5 sacks, four stops for loss, four quarterback pressures and two passes defended. The Evanston, Ill., native appeared in 46 games over four seasons at Michigan State (2017-20) and posted 78 tackles, 12.5 tackles for loss and three sacks during his collegiate career.

TITANS TIDBITS:

• In June 2019, Jones' mother, Germaine Thomas, died unexpectedly at the age of 37 after a lengthy battle with depression and alcoholism. At the time, Jones was a rising junior at Michigan State and just 21 years old himself. Jones wears a special necklace to honor his family with a picture of his grandmother and younger sisters on one side of a pendant and an image of his late mother on the other side.

CAREER TRANSACTIONS:

- The Evanston, Ill., native was signed by the Titans as an undrafted free agent on May 14, 2021.
- Waived by the Titans on Aug. 31 and signed to the team's practice squad a day later.
- Signed by the Titans to their active roster from the practice squad on Sept. 22, 2021.

SEASON RECAPS:

2022 (7/0):

- Against N.Y. Giants (9/11), was inactive.
- At Buffalo (9/19), played as a reserve on the defensive front and collected four tackles.
- Against Las Vegas (9/25), saw action as a reserve at nose tackle and notched a tackle.
- At Indianapolis (10/2), played as a reserve on the defensive front.
- At Washington (10/9), saw limited action as a reserve on the defensive line and recorded a tackle.
- Against Indianapolis (10/23), saw limited action as a reserve on special teams with a snap on defense.
- At Houston (10/30), was inactive.
- At Kansas City (11/6), played as a reserve on the defensive front and produced two tackles.
- Against Denver (11/13), saw action as a reserve on the defensive front and posted three tackles, including a sack and two tackles for loss. Dropped Russell Wilson for a one-yard sack midway through the third quarter. Teamed with David Long Jr. to stuff Chase Edmonds for a one-yard loss on a rush off left guard in the third stanza.

2021 (13/5, 1/1): Played in 13 games with five starts during his rookie campaign and collected 29 tackles, including 2.5 sacks, four stops for loss, four quarterback pressures and two passes defended. Spent the first two weeks of the season on the Titans' practice squad before being signed to the team's active roster on Sept. 22. Was inactive for two games. Started the postseason contest and registered two tackles, including a half sack and two quarterback pressures. Tied for the team lead in sacks once in 2021 (at PIT). Tied for the team lead in passes defended once in 2021 (vs. SF). Made his NFL debut at N.Y. Jets (10/3/21). Made his first career start and registered his first career sack against New Orleans (11/14/21).

- At N.Y. Jets (10/3), saw action in his first NFL contest as a reserve on the defensive front.
- Against Buffalo (10/18), saw action as a reserve on the defensive front

and registered three tackles. Teamed with Harold Landry III to stuff Josh Allen for no gain on a rush up the middle in the third quarter.

- Against Kansas City (10/24), played as a reserve on the defensive front and collected three tackles.
- At Indianapolis (10/31), saw action as a reserve on the defensive front and posted three tackles.
- At L.A. Rams (11/7), played as a reserve on the defensive line and tallied two tackles. Stuffed Darrell Henderson Jr. for no gain on a rush up the middle in the third quarter.
- Against New Orleans (11/14), made his first career NFL start at defensive tackle and collected his first career sack to go along with a quarterback pressure. Dropped Trevor Siemian for a seven-yard loss in the first quarter for his first career NFL sack.
- Against Houston (11/21), saw action as a reserve on the defensive front and totaled three tackles, including a stop for loss. Stonewalled David Johnson for a one-yard loss on a rush up the middle in the third quarter.
- At New England (11/28), played as a reserve on the defensive front and recorded a half sack. Combined with Derick Roberson to sack Mac Jones for a 10-yard loss in the final stanza.
- At Pittsburgh (12/19), started at nose tackle and notched four tackles, including a sack, another stop for loss and a quarterback pressure. Dropped Ben Roethlisberger for a five-yard sack in the opening stanza. Stuffed Najee Harris for a three-yard loss on a rush up the middle in the fourth quarter.
- Against San Francisco (12/23), started at nose tackle and tallied five tackles with a pass defended and a quarterback pressure. Deflected a pass intended for Deebo Samuel in the second stanza. Combined with Harold Landry III to stuff Jeff Wilson Jr. for no gain on a rush up the middle in the third quarter.
- Against Miami (1/2), started at nose tackle and notched two tackles with a pass defended. Batted down a pass intended for Isaiah Ford in the third quarter.
- Against Cincinnati (1/22), started at nose tackle in his postseason debut and registered two tackles, including a half sack and two quarterback pressures. Combined with Denico Autry to drop Joe Burrow for a three-yard sack on the Bengals' first play from scrimmage.

COLLEGE:

- Appeared in 46 games with five starts on the defensive line over four seasons at Michigan State (2017-20) and totaled 78 tackles, 12.5 tackles for loss, three sacks, three passes defended, one forced fumble and one fumble recovery over his career.
- As a senior (2020), saw action in all seven games and made four starts. Recorded 24 tackles, a career-high five stops for loss, one pass defended and one fumble recovery.
- As a junior (2019), played in all 13 games and made one start. Tallied 15 tackles, one tackle for loss and one sack.
- As a sophomore (2018), appeared in 13 games and notched a career-best 26 tackles, 4.5 tackles for loss, two sacks, one pass defended and one forced fumble.
- As a redshirt freshman (2017), saw action in all 13 games and posted 13 tackles, two tackles for loss and one pass defended.
- As a freshman (2016), redshirted.
- Graduated from Michigan State with a degree in advertising management.

PERSONAL:

- Attended Evanston Township (Ill.) High School where he was named to USA Today's All-USA Illinois first team and selected to the Pioneer Press all-area second team in 2015.

- Rated as the No. 22 defensive tackle by Scout, No. 23 by 247Sports, No. 24 by Rivals and No. 31 by ESPN.
- Also lettered in basketball.
- Son of Emil Jones and the late Germaine Thomas and has two sisters, Skye and Lauryn.
- Follow Jones on Twitter @thealmightynay and on Instagram @almighty93__.
- Born Naquan Jones on Feb. 5, 1998 in Evanston, Ill.

NAQUAN JONES' GAME-BY-GAME

2021 Tennessee Titans

Date	Opp	W/L	P/S	Tot	Solo	Asst	Sk	- Yds	QBP	TFL	Int	- Yds	-TD	PD	FF	FR	- Yds	SpT	
Sept 12	Ari	L	PS																
Sept 19	@ Sea	W	PS																
Sept 26	Ind	W	IA																
Oct 3	@ NYJ	L	p	0	0	0	0.0	0.0	0	0	0	0	0	0	0	0	0	0	0
Oct 10	@ Jax	W	p	0	0	0	0.0	0.0	0	0	0	0	0	0	0	0	0	0	0
Oct 18	Buf	W	p	3	3	0	0.0	0.0	0	0	0	0	0	0	0	0	0	0	0
Oct 24	KC	W	p	3	0	3	0.0	0.0	0	0	0	0	0	0	0	0	0	0	0
Oct 31	@ Ind	W	p	3	3	0	0.0	0.0	0	0	0	0	0	0	0	0	0	0	0
Nov 7	@ LAR	W	p	2	1	1	0.0	0.0	0	0	0	0	0	0	0	0	0	0	0
Nov 14	NO	W	S	1	1	0	1.0	7.0	1	1	0	0	0	0	0	0	0	0	0
Nov 21	Hou	L	p	3	2	1	0.0	0.0	0	1	0	0	0	0	0	0	0	0	0
Nov 28	@ NE	L	p	1	0	1	0.5	5.0	1	0	0	0	0	0	0	0	0	0	0
Dec 12	Jax	W	S	2	0	2	0.0	0.0	0	0	0	0	0	0	0	0	0	0	0
Dec 19	@ Pit	L	S	4	3	1	1.0	5.0	1	2	0	0	0	0	0	0	0	0	0
Dec 23	SF	W	S	5	3	2	0.0	0.0	1	0	0	0	0	1	0	0	0	0	0
Jan 2	Mia	W	S	2	2	0	0.0	0.0	0	0	0	0	0	1	0	0	0	0	0
Jan 9	@ Hou	W	IA																
Totals			12-5 13/5	29	18	11	2.5	17.0	4	4	0	0	0	2	0	0	0	0	0
Playoffs																			
Jan 21	Cin	L	S	2	0	2	0.5	1.5	2	0	0	0	0	0	0	0	0	0	0
Totals			0-1 1/1	2	0	2	0.5	1.5	2	0	0	0	0	0	0	0	0	0	0

2022 Tennessee Titans

Date	Opp	W/L	P/S	Tot	Solo	Asst	Sk	- Yds	QBP	TFL	Int	- Yds	-TD	PD	FF	FR	- Yds	SpT	
Sept 11	NYG	L	IA																
Sept 19	@ Buf	L	p	4	2	2	0.0	0.0	0	0	0	0	0	0	0	0	0	0	0
Sept 25	LV	W	p	1	0	1	0.0	0.0	0	0	0	0	0	0	0	0	0	0	0
Oct 2	@ Ind	W	p	0	0	0	0.0	0.0	0	0	0	0	0	0	0	0	0	0	0
Oct 9	@ Was	W	p	1	0	1	0.0	0.0	0	0	0	0	0	0	0	0	0	0	0
Oct 23	Ind	W	p	0	0	0	0.0	0.0	0	0	0	0	0	0	0	0	0	0	0
Oct 30	@ Hou	W	IA																
Nov 6	@ KC	L	p	2	1	1	0.0	0.0	0	0	0	0	0	0	0	0	0	0	0
Nov 13	Den	W	p	3	2	1	1.0	1.0	0	2	0	0	0	0	0	0	0	0	0
Nov 17	@ GB																		
Nov 27	Cin																		
Dec 4	@ Phi																		
Dec 11	Jax																		
Dec 18	@ LAC																		
Dec 24	Hou																		
Dec 29	Dal																		
Jan 7/8	@ Jax																		
Totals			6-3 7/0	11	5	6	1.0	1.0	0	2	0	0	0	0	0	0	0	0	0

NAQUAN JONES' NFL STATISTICS

REGULAR SEASON

Year	Team	GP	GS	TACKLES				Sk	Yds	QBP	TFL	INTERCEPTIONS					FUMBLES			
				Tot	Solo	Asst	Asst					No	Yds	Lg	TD	PD	FF	FR	Yds	SpT
2021	Tennessee	13	5	29	18	11	2.5	17.0	4	4	0	0	0	0	2	0	0	0	0	
2022	Tennessee	7	0	11	5	6	1.0	1.0	0	2	0	0	0	0	0	0	0	0	0	
NFL Totals		20	5	40	23	17	3.5	18.0	4	6	0	0	0	0	2	0	0	0	0	

PLAYOFFS

Year	Team	GP	GS	TACKLES				Sk	Yds	QBP	TFL	INTERCEPTIONS					FUMBLES			
				Tot	Solo	Asst	Asst					No	Yds	Lg	TD	PD	FF	FR	Yds	SpT
2021	Tennessee	1	1	2	0	2	0.5	1.5	2	0	0	0	0	0	0	0	0	0	0	
NFL Totals		1	1	2	0	2	0.5	1.5	2	0	0	0	0	0	0	0	0	0	0	

Single-Game Highs

Tackles - 5 vs. San Francisco (12/23/21)
 Sacks - 1 (Three times, last vs. Denver 11/13/22)
 Tackles For Loss - 2 (Twice, last vs. Denver 11/13/22)
 Quarterback Pressures - 1 (Four times, last at vs. San Francisco 12/23/21)
 Passes Defensed - 1 (Twice, last vs. Miami 1/2/22)

Playoff Single-Game Highs

Tackles - 2 vs. Cincinnati (1/22/22)
 Sacks - 0.5 vs. Cincinnati (1/22/22)
 Quarterback Pressures - 2 vs. Cincinnati (1/22/22)



28 JOSHUA KALU

DEFENSIVE BACK • 6'0" • 203 LBS • COLLEGE: NEBRASKA

ACQUIRED: FREE AGENT - 2022

NFL EXPERIENCE (NFL/TITANS): 4/3 • HOMETOWN: HOUSTON, TEXAS

GAMES PLAYED/GAMES STARTED: 36/2 (PLAYOFFS: 4/0)



PRO: The Titans originally signed Joshua Kalu as a rookie free agent following the 2018 NFL Draft. The 6-foot, 203-pounder is a versatile defensive back that can line up at safety or cornerback in the secondary. The University of Nebraska product spent the first 12 weeks of the 2018 season on the Titans' practice squad before being signed to the active roster on Dec. 1, 2018. He began 2019 on injured reserve before being activated and appearing in the final eight games and all three postseason contests as a reserve and on special teams. In 2020, Kalu appeared in a career-high 15 games and collected a career-best eight special teams tackles. He signed as a free agent with the N.Y. Giants in 2021, but missed the entire campaign after being placed on injured reserve.

CAREER HIGHLIGHTS:

- In Week 10 of 2019 against Kansas City, Kalu secured the victory by coming off the edge and blocking Harrison Butker's potential game-tying 52-yard field goal as time expired.
- In 2018, made his NFL debut and appeared in five games during his rookie season.

TITANS TIDBITS:

- In the 2019 offseason during the COVID-19 pandemic, Kalu spent time giving back to his hometown of Houston, Texas. He partnered with local restaurants and hand-delivered free meals to healthcare workers fighting the pandemic.
- Kalu was heavily involved in the Lincoln community while at Nebraska. He was named to the Brook Berringer Citizenship Team and the Tom Osborne Citizenship Team as a sophomore, junior and senior.

CAREER TRANSACTIONS:

- The Houston, Texas, native was signed by the Titans as an undrafted free agent on May 11, 2018.
- Waived by the Titans on Aug. 12, 2018.
- Signed by the Titans as a free agent on Aug. 20, 2018.
- Waived by the Titans on Sept. 1, 2018 and signed to the team's practice squad a day later.
- Signed by the Titans to their active roster from the practice squad on Dec. 1, 2018.
- Signed by the N.Y. Giants as an unrestricted free agent on March 31, 2021.
- Signed by the Titans as a free agent on July 23, 2022.

SEASON RECAPS:

2022 (8/2 - Tennessee): Has tied for the team lead in passes defended once in 2022 (vs. DEN).

- Against N.Y. Giants (9/11), played as a reserve at safety and posted a tackle.
- At Buffalo (9/19), saw action as a reserve at safety and collected two tackles.
- Against Las Vegas (9/25), played as a reserve at safety and on special teams.
- At Indianapolis (10/2), saw action as a reserve at safety and tallied three tackles.
- At Washington (10/9), made his first career start at safety and recorded a two tackles.
- Against Indianapolis (10/23), saw limited action as a reserve on special teams.
- At Houston (10/30), was inactive.
- At Kansas City (11/6), start at safety in the nickel and produced a career-

high nine tackles. Shot through the line and dropped Isiah Pacheco for no gain on a rush off left end in the opening stanza. Combined with David Long Jr. to stuff Travis Kelce for no gain on a short pass late in the third quarter. Teamed with Long Jr. to stonewall Jerick McKinnon for no gain on a rush off left end in the final quarter.

- Against Denver (11/13), played as a reserve at safety and posted a career-high three passes defended which tied for the team lead. Broke up a third-and-nine pass intended for Tyrie Cleveland in the end zone late in the second quarter. Ended a Broncos' drive by defending a third-and-five pass intended for Montrell Washington in the third quarter. Helped seal the victory by deflecting a Russell Wilson pass that was then intercepted by Terrance Mitchell in the end zone on fourth-and-eight with 20 seconds remaining in the game.

2021 (0/0 - N.Y. Giants): Missed the entire season after being placed on injured reserve on Aug. 16.

2020 (15/0, 1/0 - Tennessee): Played in 15 games as a reserve and tied for second on the team with eight special teams tackles. Registered eight tackles and a forced fumble as a safety. Was inactive for one contest. Saw action as a reserve in the postseason contest. Led or tied for the team lead in special teams tackles four times in 2020 (at MIN, vs. CHI, vs. IND, vs. DET).

- At Denver (9/14), played as a reserve on special teams and saw limited snaps in the secondary where he collected a tackle and a forced fumble. On the final play of the first half, forced a Jerry Jeudy fumble that went out of bounds.
- Against Jacksonville (9/20), saw action as a reserve on special teams and pounced on a squib kick late in the second quarter allowing the Titans to get into field goal range to convert a 51-yard field goal as time expired in the first half.
- At Minnesota (9/27), tied for the team lead with a special teams tackle on coverage units.
- Against Buffalo (10/13), registered a special teams tackle on coverage units.
- Against Chicago (11/8), led the team with a career-high three special teams tackles on coverage units.
- Against Indianapolis (11/12), collected a special teams tackle on coverage units.
- At Baltimore (11/22), saw significant action as a reserve at safety and totaled a career-high four tackles.
- At Jacksonville (12/13), played significant snaps as a reserve at safety and notched a tackle.
- Against Detroit (12/20), saw significant action as a reserve at safety and produced two tackles. Led the team with two special teams tackles on coverage units.

2019 (8/0, 3/0 - Tennessee): Saw action in eight games as a reserve and posted two tackles, three special teams stops and a blocked field goal. Placed on injured reserve on Sept. 2, 2019 where he spent the first eight weeks of the season. Activated from injured reserve/designated to return on Nov. 2, 2019. Played in all three postseason contests and collected a special teams fumble recovery. Tied for the team lead in passes defended once in 2019 (at HOU). Tied for the team lead in special teams tackles once in 2019 (at OAK).

- At Carolina (11/3), made his season debut as a reserve on special teams and collected a tackle on coverage units.
- Against Kansas City (11/10), played as a reserve on special teams. Secured the victory by coming off the edge and blocking Harrison Butker's

potential game-tying 52-yard field goal as time expired.

- Against Jacksonville (11/24), saw action as a reserve at cornerback in the fourth quarter and notched two tackles.
- At Oakland (12/8), saw action as a reserve on special teams and tied for the team lead with a special teams tackle on coverage units.
- Against New Orleans (12/22), saw action as a reserve on special teams and registered a tackle on coverage units.
- At Houston (12/29), played as a reserve on special teams and limited snaps late in the game at safety. Broke up a pass intended for Steven Mitchell Jr. late in the fourth quarter.
- At New England (1/4), made his postseason debut as a reserve on special teams and sealed the victory with a special teams fumble recovery on the Patriots' last-ditch kickoff return to end the game.

2018 (5/0 - Tennessee): Played in five contests as a rookie and collected four special teams tackles on coverage units. Spent the first 11 games of the season on the team's practice squad before being elevated to the active roster. Tied for the team lead in special teams tackles once in 2018 (vs. IND). Saw action in his first career NFL game against N.Y. Jets (12/2/18).

- Against N.Y. Jets (12/2), made his NFL debut as a reserve on special teams.
- Against Jacksonville (12/6), played as a reserve on special teams and notched a tackle on coverage units.
- At N.Y. Giants (12/16), saw action as a reserve on special teams and collected two tackles on coverage units.
- Against Indianapolis (12/30), saw action as a reserve on special teams and tied for the team lead with a tackle on coverage units.

COLLEGE:

- Played in 48 games with 37 starts at cornerback and safety over four seasons at Nebraska. Totaled 215 tackles, two sacks, 27 passes defended,

seven interceptions for 78 yards and a score, three forced fumbles and one fumble recovery. His 27 passes defended rank tied for seventh in Cornhusker history and his 215 career tackles rank fifth all-time among Nebraska defensive backs and among the top 30 overall tacklers in Cornhusker history.

- As a senior (2017), started nine games at safety while missing three contests due to injury. Finished with 47 tackles which was fifth-best on the team and also recorded two interceptions for 32 yards, six passes defended and one forced fumble. Named to the Academic All-Big Ten list.
- As a junior (2016), started all 13 games at cornerback and totaled 66 tackles, three tackles for loss, a sack, a team-leading 11 passes defended and one interception.
- As a sophomore (2015), started all 13 games at cornerback and nickel back and tallied 75 tackles, five tackles for loss, a sack, a team-leading seven passes defended and added three interceptions for 41 yards and a touchdown. Earned Honorable-Mention All-Big Ten accolades by the conference's coaches.
- As a freshman (2014), appeared in all 13 games with two starts and posted 27 tackles, three passes defended, one interception and two forced fumbles.
- Graduated from Nebraska with a degree in child, youth and family studies in 2017.

PERSONAL:

- Attended Alief Taylor (Texas) High School and earned Houston Chronicle All-Greater Houston first-team honors as a senior. Helped Alief Taylor to the second round of the Class 5A Division 1 state playoffs in 2013.
- Also participated in track and basketball.
- Son of Elekwachi and Prisca Kalu.
- Follow Kalu on Twitter and Instagram at @BluesKalus.
- Born Joshua Elekwachi Kalu on Aug. 28, 1995 in Houston, Texas.

JOSHUA KALU'S GAME-BY-GAME

2018 Tennessee Titans

Date	Opp	W/L	P/S	Tot Solo Asst	Sk	- Yds	QBP	TFL	Int- Yds	-TD	PD	FF	FR- Yds	SpT
Sept 9	@ Mia	L	PS											
Sept 16	Hou	W	PS											
Sept 23	@ Jax	W	PS											
Sept 30	Phi	W	PS											
Oct 7	@ Buf	L	PS											
Oct 14	Bal	L	PS											
Oct 21	@ LAC	L	PS											
Nov 5	@ Dal	W	PS											
Nov 11	NE	W	PS											
Nov 18	@ Ind	L	PS											
Nov 26	@ Hou	L	PS											
Dec 2	NYJ	W	p	0	0	0	0.0	0.0	0	0	0	0	0	0
Dec 6	Jax	W	p	0	0	0	0.0	0.0	0	0	0	0	0	0
Dec 16	@ NYG	W	p	0	0	0	0.0	0.0	0	0	0	0	0	2
Dec 22	Was	W	p	0	0	0	0.0	0.0	0	0	0	0	0	0
Dec 30	Ind	L	p	0	0	0	0.0	0.0	0	0	0	0	0	1
Totals		9-7	5/0	0	0	0	0.0	0.0	0	0	0	0	0	4

2019 Tennessee Titans

Date	Opp	W/L	P/S	Tot Solo Asst	Sk	- Yds	QBP	TFL	Int- Yds	-TD	PD	FF	FR- Yds	SpT
Sept 8	@ Cle	W	IR											
Sept 15	Ind	L	IR											
Sept 19	@ Jax	L	IR											
Sept 29	@ Atl	W	IR											
Oct 6	Buf	L	IR											
Oct 13	@ Den	L	IR											
Oct 20	LAC	W	IR											
Oct 27	TB	W	IR											
Nov 3	@ Car	L	p	0	0	0	0.0	0.0	0	0	0	0	0	1
Nov 10	KC	W	p	0	0	0	0.0	0.0	0	0	0	0	0	0
Nov 24	Jax	W	p	2	2	0	0.0	0.0	0	0	0	0	0	0
Dec 1	@ Ind	W	p	0	0	0	0.0	0.0	0	0	0	0	0	0
Dec 8	@ Oak	W	p	0	0	0	0.0	0.0	0	0	0	0	0	1
Dec 15	Hou	L	p	0	0	0	0.0	0.0	0	0	0	0	0	0
Dec 22	NO	L	p	0	0	0	0.0	0.0	0	0	0	0	0	1
Dec 29	@ Hou	W	p	0	0	0	0.0	0.0	0	0	0	1	0	0
Totals		9-7	8/0	2	2	0	0.0	0.0	0	0	0	1	0	3
Playoffs														
Jan 4	@ NE	W	p	0	0	0	0.0	0.0	0	0	0	0	0	0
Jan 11	@ Bal	W	p	0	0	0	0.0	0.0	0	0	0	0	0	0
Jan 19	@ KC	L	p	0	0	0	0.0	0.0	0	0	0	0	0	0
Totals		2-1	3/0	0	0	0	0.0	0.0	0	0	0	0	0	0

2020 Tennessee Titans

Date	Opp	W/L	P/S	Tot Solo Asst	Sk	- Yds	QBP	TFL	Int- Yds	-TD	PD	FF	FR- Yds	SpT
Sept 14	@ Den	W	p	1	1	0	0.0	0.0	0	0	0	0	1	0
Sept 20	Jax	W	p	0	0	0	0.0	0.0	0	0	0	0	0	0
Sept 27	@ Min	W	p	0	0	0	0.0	0.0	0	0	0	0	0	1
Oct 13	Buf	W	p	0	0	0	0.0	0.0	0	0	0	0	0	1
Oct 18	Hou	W	p	0	0	0	0.0	0.0	0	0	0	0	0	0
Oct 25	Pit	L	IA											
Nov 1	@ Cin	L	p	0	0	0	0.0	0.0	0	0	0	0	0	0
Nov 8	Chi	W	p	0	0	0	0.0	0.0	0	0	0	0	0	3
Nov 12	Ind	L	p	0	0	0	0.0	0.0	0	0	0	0	0	1
Nov 22	@ Bal	W	p	4	3	1	0.0	0.0	0	0	0	0	0	0
Nov 29	@ Ind	W	p	0	0	0	0.0	0.0	0	0	0	0	0	0
Dec 6	Cle	L	p	0	0	0	0.0	0.0	0	0	0	0	0	0
Dec 13	@ Jax	W	p	1	1	0	0.0	0.0	0	0	0	0	0	0
Dec 20	Det	W	p	2	2	0	0.0	0.0	0	0	0	0	0	2
Dec 27	@ GB	L	p	0	0	0	0.0	0.0	0	0	0	0	0	0
Jan 3	@ Hou	W	p	0	0	0	0.0	0.0	0	0	0	0	0	0
Totals		11-5	15/0	8	7	1	0.0	0.0	0	0	0	0	1	0
Playoffs														
Jan 10	Bal	L	p	0	0	0	0.0	0.0	0	0	0	0	0	0
Totals		0-1	1/0	0	0	0	0.0	0.0	0	0	0	0	0	0

2022 Tennessee Titans

Date	Opp	W/L	P/S	Tot Solo Asst	Sk	- Yds	QBP	TFL	Int- Yds	-TD	PD	FF	FR- Yds	SpT
Sept 11	NYG	L	p	1	1	0	0.0	0.0	0	0	0	0	0	0
Sept 19	@ Buf	L	p	2	2	0	0.0	0.0	0	0	0	0	0	0
Sept 25	LV	W	p	0	0	0	0.0	0.0	0	0	0	0	0	0
Oct 2	@ Ind	W	p	3	1	2	0.0	0.0	0	0	0	0	0	0
Oct 9	@ Was	W	S	2	1	1	0.0	0.0	0	0	0	0	0	0
Oct 23	Ind	W	p	0	0	0	0.0	0.0	0	0	0	0	0	0
Oct 30	@ Hou	W	IA											
Nov 6	@ KC	L	S	9	3	6	0.0	0.0	0	0	0	0	0	0
Nov 13	Den	W	p	0	0	0	0.0	0.0	0	0	0	3	0	0
Nov 17	@ GB													
Nov 27	Cin													
Dec 4	@ Phi													
Dec 11	Jax													
Dec 18	@ LAC													
Dec 24	Hou													
Dec 29	Dal													
Jan 7/8	@ Jax													
Totals		6-3	8/2	17	8	9	0.0	0.0	0	0	0	3	0	0

JOSHUA KALU'S NFL STATISTICS

REGULAR SEASON				TACKLES							INTERCEPTIONS					FUMBLES				
Year	Team	GP	GS	Tot	Solo	Asst	Sk	Yds	QBP	TFL	No	Yds	Lg	TD	PD	FF	FR	Yds	SpT	
2018	Tennessee	5	0	0	0	0	0.0	0.0	0	0	0	0	0	0	0	0	0	0	0	4
2019	Tennessee	8	0	2	2	0	0.0	0.0	0	0	0	0	0	1	0	0	0	0	3	
2020	Tennessee	15	0	8	7	1	0.0	0.0	0	0	0	0	0	0	1	0	0	0	8	
2021	N.Y. Giants	0	0	Injured Reserve							0	0	0	0	0	0	0	0	0	0
2022	Tennessee	8	2	17	8	9	0.0	0.0	0	0	0	0	0	3	0	0	0	0	0	
NFL Totals		36	2	27	17	10	0.0	0.0	0	0	0	0	0	4	1	0	0	0	15	

PLAYOFFS				TACKLES							INTERCEPTIONS					FUMBLES			
Year	Team	GP	GS	Tot	Solo	Asst	Sk	Yds	QBP	TFL	No	Yds	Lg	TD	PD	FF	FR	Yds	SpT
2019	Tennessee	3	0	0	0	0	0.0	0.0	0	0	0	0	0	0	0	0	0	0	0
2020	Tennessee	1	0	0	0	0	0.0	0.0	0	0	0	0	0	0	0	0	0	0	0
NFL Totals		4	0	0	0	0	0.0	0.0	0	0	0	0	0	0	0	0	0	0	0

Single-Game Highs

Tackles - **9 at Kansas City (11/6/22)**

Passes Defensed - **3 vs. Denver (11/13/22)**

Forced Fumble - 1 at Denver (9/14/20)

Special Teams Tackles - 3 vs. Chicago (11/8/20)

Additional Statistics

Blocked Field Goal - 1 vs. Kansas City (11/10/19)

Kickoff Returns - 1 for 2 yards vs. Jacksonville (9/20/20)

Additional Playoff Statistics

Special Teams Fumble Recovery - 1 at New England (1/4/20)



62 COREY LEVIN

CENTER/GUARD • 6'4" • 307 LBS • COLLEGE: CHATTANOOGA
ACQUIRED: FREE AGENT - 2021 • NFL EXPERIENCE (NFL/TITANS): 4/4
HOMETOWN: DACULA, GA.
GAMES PLAYED/GAMES STARTED: 37/1 (PLAYOFFS: 1/0)



PRO: The Titans originally selected Corey Levin with the 34th pick of the sixth round (217th overall) of the 2017 NFL Draft. He re-joined the Titans in 2021 after being claimed off waivers from the N.Y. Jets. The 6-foot-4-inch, 307-pounder has the versatility to play along the offensive line at both guard and center. A native of Dacula, Ga., Levin has also spent time with the Denver Broncos, Chicago Bears and New England Patriots.

TITANS TIDBITS:

- Levin is the first member of his immediate family to graduate from college.
- A multi-sport athlete in high school, Levin also competed in baseball as a pitcher and third baseman.
- A four-year starter at Chattanooga, Levin first began playing football at age five.

CAREER TRANSACTIONS:

- The Dacula, Ga., native was selected by the Titans in the sixth round (217th overall) of the 2017 NFL Draft.
- Waived by the Titans on Aug. 31, 2019.
- Claimed off waivers by the Denver Broncos on Sept. 1, 2019.
- Waived by the Broncos on Sept. 14, 2019 and signed to the team's practice squad three days later.
- Signed by the Chicago Bears to their active roster from the Broncos' practice squad on Nov. 30, 2019.
- Released by the Bears on Sept. 9, 2020.
- Signed by the New England Patriots to their practice squad on Sept. 9, 2020.
- Released by the Patriots from their practice squad on Sept. 11, 2020.
- Signed by the N.Y. Jets as a free agent on April 8, 2021.
- Released by the Jets on Aug. 30, 2021.
- Claimed off waivers by the Titans on Sept. 1, 2021.
- Released by the Titans on Sept. 6, 2021 and signed to the team's practice squad two days later.
- Signed by the Titans to their active roster from the practice squad on Oct. 8, 2021.

SEASON RECAPS:

2022 (9/0 - Tennessee):

- Against N.Y. Giants (9/11), saw action as a reserve on special teams.
- At Buffalo (9/19), saw significant action as a reserve at center in the second half.
- Against Las Vegas (9/25), played as a reserve on special teams.
- At Indianapolis (10/2), saw action as a reserve on special teams.
- At Washington (10/9), played as a reserve on special teams.
- Against Indianapolis (10/23), came in for one snap at center after Ben Jones left the game briefly with an injury. Played on special teams protection units.
- At Houston (10/30), played as a reserve on special teams.
- At Kansas City (11/6), played limited snaps as a reserve on special teams.
- Against Denver (11/13), saw limited action as a reserve on special teams.

2021 (12/0, 1/0 - Tennessee): Saw action as a reserve in 12 games. Spent the first four weeks of the season on the team's practice squad. Dressed but did not play in one game. Played as a reserve in the postseason contest.

- At Jacksonville (10/10), entered the game at left guard in the third quarter after Rodger Saffold left the contest with an injury.
- Against Houston (11/21), saw limited action as a reserve on special

teams and one snap as an extra tight end.

- At New England (11/28), played as a reserve at center for the final series.
- Against Cincinnati (1/22), made his postseason debut as a reserve on special teams.

2020 (0/0 - New England): Spent two days on the Patriots' practice squad.

2019 (0/0 - Denver; 0/0 - Chicago): Was inactive for the regular season opener with the Broncos and then spent the next 10 weeks on the team's practice squad. Signed by the Bears to their active roster from the Broncos' practice squad. Was inactive for three contests and did not play in the regular season finale for the Bears.

2018 (16/1 - Tennessee): Played in all 16 games with a start at left guard. Saw action in his first career NFL game at Miami (9/9/18). Made his first career NFL start at L.A. Chargers in London (10/21/18).

- At Miami (9/9), made his NFL debut as a reserve on special teams.
- At Jacksonville (9/23), saw action as a reserve for two snaps at left guard when Quinton Spain left the game briefly.
- Against Baltimore (10/14), entered the game as a reserve at left guard after Quinton Spain left the contest in the third quarter with an injury.
- At Los Angeles Chargers in London (10/21), made his first career NFL start at left guard and helped block for Titans' ball carriers to gain 164 yards on the ground.
- Against N.Y. Jets (12/2), entered the game at the start of the third quarter at center.
- Against Jacksonville (12/6), played limited snaps as a reserve at center.
- Against Washington (12/22), played limited snaps as an extra offensive lineman and on special teams.
- Against Indianapolis (12/30), entered the game late in the fourth quarter at left guard after Quinton Spain left the contest with an injury.

2017 (0/0, 0/0 - Tennessee): Did not play in two games and was inactive for 14 contests. Was inactive for both postseason games.

- Against Baltimore (11/5), suited up but did not play.
- Against Cincinnati (11/12), did not play.

COLLEGE:

• In four seasons at Chattanooga (2013-16), Levin appeared in 52 career games with 51 starts, 45 of which were consecutive. A three-year starter on the offensive line, Levin proved his versatility making starts at left guard and at both left and right tackle. Three of Chattanooga's top five rushing totals in school history came with Levin starting on the offensive line, and he is one of only five three-time All-Americans in school history.

• As a senior (2016), started all 13 games with 12 coming at left guard and six at right tackle. Named first-team All-American by the American Football Coaches Association and earned second-team All-American honors from the Associated Press. Also named first team All-SoCon by the league's coaches and media for the second consecutive year.

• As a junior (2015), started all 13 games with seven starts at left tackle and six at left guard. Named first-team All-American by the AFCA and second-team All-American by the Associated Press. Earned the Jacobs Blocking Award for the second consecutive year and became the first player in Chattanooga history to win that honor twice.

• As a sophomore (2014), started all 14 games with three starts at left tackle and 11 at left guard. Earned the Jacobs Blocking Award given to the top offensive lineman in the Southern Conference and was the first Moc to win the award since 1983. Named first-team All-SoCon by the league's coaches and media and earned third-team All-American honors by Sports

Network.

- As a redshirt freshman (2013), appeared in all 12 games with 11 starts at left tackle. Named to the Southern Conference All-Freshman Team as well as the College Sports Journal FCS National All-Freshman Second Team.
- As a freshman (2012), redshirted.
- Graduated from Chattanooga in December 2016 with a degree in exercise science.

PERSONAL:

- Attended Dacula (Ga.) High School where he was named team captain and made the Gwinnett County All-Star team.
- Son of Grant and Linda Levin.
- Has three older sisters, Jennifer, Heather and Tiffany.
- His late father, Grant, played golf at Florida International.
- List of favorites: (TV shows) "Shameless" and "True Detective: Season 1"; (movie) "Varsity Blues"; (musician) Travis Scott; (athlete as a child) Ed Reed; and (food) pizza.
- Follow Levin on Twitter and Instagram at @Coreylevin62.
- Born Corey Michael Levin on Aug. 12, 1994 in Dacula, Ga.

COREY LEVIN'S NFL STATISTICS

REGULAR SEASON

Year	Team	GP	GS
2017	Tennessee	0	0
2018	Tennessee	16	1
2019	DEN/CHI	0	0
2020	New England	Prac Squad	
2021	Tennessee	12	0
2022	Tennessee	9	0
NFL Totals		37	1

PLAYOFFS

Year	Team	GP	GS
2017	Tennessee	0	0
2021	Tennessee	1	0
NFL Totals		1	0

Starts Breakdown:

2018 - LG 1

Additional Career Statistics

Tackles - 1 (2018)



51 DAVID LONG JR.

LINEBACKER • 5'11" • 227 LBS • COLLEGE: WEST VIRGINIA
ACQUIRED: 6TH ROUND - 2019 • NFL EXPERIENCE (NFL/TITANS): 4/4
HOMETOWN: CINCINNATI, OHIO
GAMES PLAYED/GAMES STARTED: 47/23 (PLAYOFFS: 5/3)



PRO: The Titans selected David Long Jr. in the sixth round of the 2019 NFL Draft. After playing as a reserve and on special teams during his rookie season, he totaled 14 starts at inside linebacker over the following two campaigns, including starts in nine of the 10 games he played in 2021. The 5-foot-11-inch, 227-pound defender possesses tremendous speed for the position, displays grit and toughness, and has a knack for finding the ball carrier. At West Virginia, he was a three-year starter and amassed 252 career tackles, 14 sacks and 40 tackles for loss. The 2018 Big 12 Defensive Player of the Year led the Mountaineers in tackles during his final collegiate campaign.

CAREER HIGHLIGHTS:

- In 2021, Long was limited to 10 total games due to injuries but nevertheless set a career high with nine starts. He also established career bests in tackles (75), quarterback pressures (six), tackles for loss (four), interceptions (two) and passes defended (six). His average of 7.5 tackles per game led the team.
- In 2020, Long appeared in 14 games with a then-career-high five starts and tallied then-career-bests in tackles (50), quarterback pressures (one), tackles for loss (two), passes defended (two) and special teams tackles (four).
- As a rookie in 2019, Long appeared in 14 games during the regular season. He also played in all three playoff contests with one start.

TITANS TIDBITS:

- David's father, David Sr., is a former professional boxer who went 12-5-2 as a heavyweight. He once fought future world champ Deontay Wilder.
- During the offseason, Long still uses on-the-bell, three-minute-round boxing training to focus on his mental awareness. In 2018, Long Jr. went into the ring with headgear against his old man for the first time. They went for three 90-second rounds. "He busted up my lip, but it was fun," Long Jr. says. "He was really iffy that I knew how to throw my hands for real. It was just jabs, but it's grown-man strength."
- Long was a high school teammate of safety Mike Edwards, who was drafted by the Tampa Bay Buccaneers in the third round of the 2019 NFL Draft. In 2022, Long held his second annual youth football camp with Edwards in Cincinnati.
- When Long was seven years old, he was on the back of a bike being pedaled by his older brother when he was hit by a car driven by someone who was not paying attention. He was treated at the hospital with head and arm injuries.

CAREER TRANSACTIONS:

- The Cincinnati, Ohio, native was selected by the Titans in the sixth round (188th overall) of the 2019 NFL Draft.

SEASON RECAPS:

- 2022 (9/9):** Leads the team with 70 tackles and two interceptions. Has led or tied for the team lead in tackles four times in 2022 (at IND, at WAS, at HOU, vs. DEN). Has led the team in passes defended once in 2022 (vs. IND).
- Against N.Y. Giants (9/11), posted eight tackles, including a stop for loss and two quarterback pressures. Combined with Jeffery Simmons to stuff Saquon Barkley for a one-yard loss on a rush off right tackle in the third quarter.
 - At Buffalo (9/19), collected two tackles.
 - Against Las Vegas (9/25), notched eight tackles. Teamed with Jeffery Simmons to stonewall Brandon Bolden for a two-yard loss on a screen pass

late in the third stanza.

- At Indianapolis (10/2), tied for the team lead with seven tackles, including a stop for loss and a pass defended. Helped limit Jonathan Taylor to just 42 rushing yards on 20 carries in the victory. Combined with Jeffery Simmons to stuff Jonathan Taylor for a two-yard loss on a rush off right tackle early in the first quarter. Broke up a pass in the flat intended for Taylor in the first quarter. Teamed with Joe Schobert to stonewall Taylor for a two-yard loss on a rush up the middle late in the third quarter.
- At Washington (10/9), led the team with 12 tackles and recorded the game-clinching interception. Stuffed Antonio Gibson for no gain on a rush off right end late in the first quarter. Sealed the victory by diving in front of J.D. McKissic and intercepting a Carson Wentz pass on third-and-goal with less than 10 seconds remaining in the game.
- Against Indianapolis (10/23), registered eight tackles with an interception and another pass defended. Ended a Colts' drive by intercepting a Matt Ryan third-and-three pass intended for Michael Pittman in the second quarter. Batted down a pass intended for Jelani Woods in the third quarter.
- At Houston (10/30), led the team with eight tackles, including a career-best two tackles for loss. Teamed with Larrell Murchison to stop Dameon Pierce for a one-yard loss on a rush off left tackle in the second quarter. Stuffed Pierce for a seven-yard loss on a rush off left tackle in the third quarter.
- At Kansas City (11/6), finished second on the squad with 10 tackles with a quarterback pressure. Combined with Joshua Kalu to stuff Travis Kelce for no gain on a short pass late in the third quarter. Teamed with Kalu to stonewall Jerick McKinnon for no gain on a rush off left end in the final quarter.
- Against Denver (11/13), tied for the team lead with eight tackles with a quarterback pressure. Stuffed Latavius Murray for no gain on a rush off left guard in the third quarter. Teamed with Naquan Jones to stuff Chase Edmonds for a one-yard loss on a rush off left guard in the third stanza.

2021 (10/9, 1/1): Played in 10 games with nine starts at linebacker and tied for second on the team with a career-high 75 tackles. Registered six quarterback pressures, four tackles for loss, two interceptions and six passes defended. Was inactive for seven games. Started the postseason contest and collected eight tackles, including a sack, a quarterback pressure and a tackle for loss. Led or tied for the team lead in tackles five times (vs. IND, at JAX, vs. BUF, vs. KC, at IND). Led or tied for the team lead in passes defended twice (vs. KC, at LAR). Registered his first career interception at L.A. Rams (11/7/21).

- Against Indianapolis (9/26), started at linebacker and tied for the team lead with eight tackles, including a stop for loss and two quarterback pressures. Stuffed Ashton Dulin for a seven-yard loss on a jet sweep in the second quarter.
- At Jacksonville (10/10), started at linebacker and led the team with 12 tackles, including a stop for loss. Stuffed James Robinson for no gain on a rush up the middle on the Jaguars first play from scrimmage. Dropped Robinson for a two-yard loss on a short pass in the opening quarter.
- Against Buffalo (10/18), started at linebacker and led the team with a career-high 14 tackles. Combined with Rashaan Evans to stuff Josh Allen for no gain on a goalline sneak late in the third quarter.
- Against Kansas City (10/24), started at linebacker and tied for the team lead with eight tackles while notching a team-high two passes defended. Stuffed Darrel Williams for a one-yard loss on a rush off left guard late in the first quarter. Deflected a Patrick Mahomes pass that was then intercepted by Rashaan Evans in the second quarter.
- At Indianapolis (10/31), started at linebacker and led the team with nine

tackles, to go along with two quarterback pressures and a pass defended. Teamed with Eli Ankou to stuff Jonathan Taylor for no gain on a rush up the middle in the first quarter. Defended a pass intended for T.Y. Hilton in the fourth quarter.

- At L.A. Rams (11/7), started at linebacker and tallied six tackles, his first career interception, another pass defended and two quarterback pressures. Collected his first career interception after Matthew Stafford was pressured by Jeffery Simmons in the end zone, returning the pick six yards to the Rams' two-yard line in the second quarter. Tipped a pass intended for Tyler Higbee in the fourth quarter.
- Against Miami (1/2), returned to the lineup as a reserve at linebacker and notched four tackles with an interception. Intercepted a Tua Tagovailoa pass intended for Mike Gesicki in the fourth quarter.
- At Houston (1/9), started at linebacker and compiled five tackles. Teamed with Zach Cunningham to drop Rex Burkhead for a one-yard loss on a rush up the middle in the second stanza. Combined with Kyle Peko to stop Burkhead for a one-yard loss on a rush off right guard in the second quarter.
- Against Cincinnati (1/22), started at linebacker and posted eight tackles, including a sack and a quarterback pressure. Teamed with Denico Autry to stuff Joe Mixon for a three-yard loss on a rush off right end in the second quarter. Dropped Joe Burrow for a sack late in the second quarter.

2020 (14/5, 1/1): Played in 14 games with five starts at linebacker and registered 50 tackles, a quarterback pressure, two stops for loss and two passes defended. Notched four special teams stops and a forced fumble on coverage units. Was inactive for one contest and missed another contest while on the reserve/COVID-19 list. Started the postseason contest and posted five tackles and a quarterback pressure. Led or tied for the team lead in tackles three times in 2020 (vs. DET, at GB, at HOU). Tied for the team lead in special teams tackles once in 2020 (vs. IND). Made his first career NFL start against Cleveland (12/6/20).

- At Denver (9/14), played as a reserve at linebacker and collected three tackles, including a stop for loss. Stopped Melvin Gordon III for a two-yard loss on a rush off left end in the third quarter.
- Against Buffalo (10/13), saw action as a reserve at linebacker and tallied two tackles. Posted two special teams stops and a forced fumble on coverage units. Forced an Andre Roberts fumble on a kickoff return that was recovered by Kareem Orr late in the fourth quarter.
- Against Indianapolis (11/12), saw action as a reserve at linebacker and collected two tackles. Registered a special teams stop on coverage units.
- At Baltimore (11/22), missed the game while on reserve/COVID-19.
- At Indianapolis (11/29), returned to the lineup as a reserve at linebacker and recorded three tackles, a quarterback pressure and a pass defended. Broke up a pass intended for Trey Burton in the fourth quarter.
- Against Cleveland (12/6), made his first career regular season start at linebacker and tallied six tackles. Combined with Jeffery Simmons to stuff Nick Chubb for no gain on a rush off left guard in the first quarter. Teamed with Tuzar Skipper to stop Kareem Hunt for no gain on a rush off right tackle in the final stanza.
- At Jacksonville (12/13), started at linebacker and notched five tackles. Teamed with Larrell Murchison to stuff Devine Ozigbo for a two-yard loss on a short pass late in the fourth quarter.
- Against Detroit (12/20), started at linebacker and led the team with a career-high 12 tackles and a pass defended. Teamed with Kevin Byard to stuff Adrian Peterson for a one-yard loss on a rush off left guard in the first quarter. Broke up a deep pass intended for Hunter Bryant in the third quarter.
- At Green Bay (12/27), started at linebacker and tied for the team lead with nine tackles, including a stop for loss. Set the edge and stuffed AJ Dillon for a three-yard loss on a rush off right end in the third quarter.
- At Houston (1/3), started at linebacker and led the team with eight tackles in the Titans' division-clinching victory. Combined with DaQuan Jones to stuff David Johnson for no gain on a short pass in the third stanza.
- Against Baltimore (1/10), started at linebacker and posted five tackles and a quarterback pressure. Teamed with Harold Landry III to stop J.K. Dobbins for no gain on a rush off left tackle early in the second quarter.

2019 (14/0, 3/1): Played in 14 games as a reserve during his rookie campaign and notched 15 tackles, two stops for loss, a pass defended, a forced fumble and two special teams tackles. Was inactive for two games. Saw action in all three postseason contests with a start at linebacker and collected 16 tackles, two stops for loss and a special teams tackle. Tied for the team lead in passes defended once (at HOU). Tied for the team lead in special teams tackles twice (vs. TB, at OAK). Appeared in his first career

NFL contest against Indianapolis (9/15/19).

- Against Indianapolis (9/15), made his NFL debut as a reserve on special teams.
- Against L.A. Chargers (10/20), saw action as a reserve at linebacker and posted a tackle for loss. Shot through the line and stonewalled Melvin Gordon for a four-yard loss on a screen pass late in the first quarter.
- Against Kansas City (11/10), played as a reserve at linebacker and registered 11 tackles and a forced fumble. Forced a Damien Williams' fumble that was scooped up by Rashaan Evans and returned 53 yards for a touchdown in the second stanza.
- At Oakland (12/8), saw action as a reserve at linebacker and amassed two tackles, including a stop for loss. Tied for the team lead with a special teams tackle on coverage units. Stonewalled DeAndré Washington for a six-yard loss on a short pass in the fourth quarter.
- At Houston (12/29), played as a reserve on special teams and at linebacker late in the game. Recorded a tackle and a pass defended on defense. Broke up a pass intended for Jordan Akins late in the fourth quarter.
- At New England (1/4), made his postseason debut as a reserve at linebacker and posted five tackles.
- At Baltimore (1/11), made his first career start at linebacker and recorded eight tackles. Stuffed Gus Edwards for no gain on a rush off right guard in the first quarter. Halted a Ravens' drive by stonewalling Lamar Jackson for no gain on a fourth-and-one rush off right guard on the first play of the second quarter.
- At Kansas City (1/19), played as a reserve at linebacker and registered three tackles, including two stops for loss. Notched a special teams tackle on coverage units. Stuffed Damien Williams for two-yard losses on back-to-back rushing plays in the fourth quarter.

COLLEGE:

- During a three-year career at West Virginia, played in 34 games with 31 starts and totaled 252 tackles, 14 sacks and 40 career tackles for loss which tied for third place on West Virginia's all-time list. In his final campaign in 2018, tied for the single-season program record with 19 tackles for loss.
- As a junior (2018), started all 12 games at Will linebacker and named Big 12 Defensive Player of the Year by the coaches and the Associated Press. Garnered second-team All-America honors by the Associated Press and first-team All-Big 12 first-team accolades by the Associated Press. Led the team with 111 tackles, eight sacks and 19 tackles for loss. Finished with 10 or more tackles in six games.
- As a sophomore (2017), started nine games at Will linebacker after missing the first four games after sustaining preseason knee injury. Was the team's third-leading tackler with 76 stops, including four sacks, a team-best 16.5 tackles for loss, four passes defended and a fumble recovery. Selected All-Big 12 Conference first team by ESPN, All-Big 12 Conference second team by Athlon Sports and All-Big 12 Conference honorable mention by the Coaches. Also named WVU Defensive Player of the Year.
- As a redshirt freshman (2016), played in 13 games with 10 starts and notched 65 tackles, two sacks, 4.5 tackles for loss and a forced fumble.
- As a freshman (2015), redshirted.
- Graduated in December 2018 with a multidisciplinary studies degree from West Virginia.

PERSONAL:

- Attended Winton Woods (Cincinnati, Ohio) High School and finished his career with 283 career tackles, six sacks and six interceptions.
- Selected Associated Press All-Ohio Division II honorable mention and Associated Press Southwest All-District First Team Division II linebacker.
- As a senior, tallied 110 tackles, 16 tackles for loss and three sacks.
- As a junior, totaled 88 tackles, one interception and one fumble recovery.
- As a sophomore, registered 81 tackles, a sack, two fumble recoveries and an interception.
- List of favorites: (TV show) "All American"; (movies) "Remember the Titans"; (musician) Lil Wayne; (meal) pasta; (dessert) lemon cake; and (childhood sports team) LeBron James' teams - Cavaliers and Heat.
- Follow Long on Twitter at @David_Long.
- Follow Long on Instagram at @davidlongjr_.
- Born David Lamont Long Jr. on Oct. 12, 1996 in Cincinnati, Ohio.

DAVID LONG JR.'S GAME-BY-GAME

2019 Tennessee Titans

Date	Opp	W/L	P/S	Tot Solo	Asst	Sk	- Yds	QBP	TFL	Int - Yds	-TD	PD	FF	FR - Yds	SpT
Sept 8	@ Cle	W	IA												
Sept 15	Ind	L	p	0	0	0	0.0	0.0	0	0	0	0	0	0	0
Sept 19	@ Jax	L	p	0	0	0	0.0	0.0	0	0	0	0	0	0	0
Sept 29	@ Atl	W	IA												
Oct 6	Buf	L	p	0	0	0	0.0	0.0	0	0	0	0	0	0	0
Oct 13	@ Den	L	p	0	0	0	0.0	0.0	0	0	0	0	0	0	0
Oct 20	LAC	W	p	1	1	0	0.0	0.0	0	1	0	0	0	0	0
Oct 27	TB	W	p	0	0	0	0.0	0.0	0	0	0	0	0	0	1
Nov 3	@ Car	L	p	0	0	0	0.0	0.0	0	0	0	0	0	0	0
Nov 10	KC	W	p	11	5	6	0.0	0.0	0	0	0	0	0	1	0
Nov 24	Jax	W	p	0	0	0	0.0	0.0	0	0	0	0	0	0	0
Dec 1	@ Ind	W	p	0	0	0	0.0	0.0	0	0	0	0	0	0	0
Dec 8	@ Oak	W	p	2	1	1	0.0	0.0	0	1	0	0	0	0	1
Dec 15	Hou	L	p	0	0	0	0.0	0.0	0	0	0	0	0	0	0
Dec 22	NO	L	p	0	0	0	0.0	0.0	0	0	0	0	0	0	0
Dec 29	@ Hou	W	p	1	1	0	0.0	0.0	0	0	0	0	1	0	0
Totals	9-7	14/0		15	8	7	0.0	0.0	0	2	0	0	1	1	0
Playoffs															
Jan 4	@ NE	W	p	5	4	1	0.0	0.0	0	0	0	0	0	0	0
Jan 11	@ Bal	W	S	8	5	3	0.0	0.0	0	0	0	0	0	0	0
Jan 19	@ KC	L	p	3	2	1	0.0	0.0	0	2	0	0	0	0	1
Totals	2-1	3/1		16	11	5	0.0	0.0	0	2	0	0	0	0	1

2020 Tennessee Titans

Date	Opp	W/L	P/S	Tot Solo	Asst	Sk	- Yds	QBP	TFL	Int - Yds	-TD	PD	FF	FR - Yds	SpT
Sept 14	@ Den	W	p	3	2	1	0.0	0.0	0	1	0	0	0	0	0
Sept 20	Jax	W	p	0	0	0	0.0	0.0	0	0	0	0	0	0	0
Sept 27	@ Min	W	p	0	0	0	0.0	0.0	0	0	0	0	0	0	0
Oct 13	Buf	W	p	2	1	1	0.0	0.0	0	0	0	0	0	0	2
Oct 18	Hou	W	p	0	0	0	0.0	0.0	0	0	0	0	0	0	0
Oct 25	Pit	L	IA												
Nov 1	@ Cin	L	p	0	0	0	0.0	0.0	0	0	0	0	0	0	0
Nov 8	Chi	W	p	0	0	0	0.0	0.0	0	0	0	0	0	0	1
Nov 12	Ind	L	p	2	1	1	0.0	0.0	0	0	0	0	0	0	1
Nov 22	@ Bal	W	R/C												
Nov 29	@ Ind	W	p	3	2	1	0.0	0.0	1	0	0	0	0	1	0
Dec 6	Cle	L	S	6	3	3	0.0	0.0	0	0	0	0	0	0	0
Dec 13	@ Jax	W	S	5	2	3	0.0	0.0	0	0	0	0	0	0	0
Dec 20	Det	W	S	12	6	6	0.0	0.0	0	0	0	0	1	0	0
Dec 27	@ GB	L	S	9	8	1	0.0	0.0	0	1	0	0	0	0	0
Jan 3	@ Hou	W	S	8	3	5	0.0	0.0	0	0	0	0	0	0	0
Totals	11-5	14/5		50	28	22	0.0	0.0	1	2	0	0	2	0	4
Playoffs															
Jan 10	Bal	L	S	5	4	1	0.0	0.0	1	0	0	0	0	0	0
Totals	0-1	1/1		5	4	1	0.0	0.0	1	0	0	0	0	0	0

2021 Tennessee Titans

Date	Opp	W/L	P/S	Tot Solo	Asst	Sk	- Yds	QBP	TFL	Int - Yds	-TD	PD	FF	FR - Yds	SpT
Sept 12	Ari	L	IA												
Sept 19	@ Sea	W	S	6	2	4	0.0	0.0	0	1	0	0	0	0	0
Sept 26	Ind	W	S	8	5	3	0.0	0.0	2	1	0	0	0	0	0
Oct 3	@ NYJ	L	S	3	2	1	0.0	0.0	0	0	0	0	0	0	0
Oct 10	@ Jax	W	S	12	10	2	0.0	0.0	0	1	0	0	0	0	0
Oct 18	Buf	W	S	14	9	5	0.0	0.0	0	0	0	0	0	0	0
Oct 24	KC	W	S	8	6	2	0.0	0.0	0	1	0	0	0	2	0
Oct 31	@ Ind	W	S	9	6	3	0.0	0.0	2	0	0	0	0	1	0
Nov 7	@ LAR	W	S	6	2	4	0.0	0.0	2	0	1	6	0	2	0
Nov 14	NO	W	IA												
Nov 21	Hou	L	IA												
Nov 28	@ NE	L	IA												
Dec 12	Jax	W	IA												
Dec 19	@ Pit	L	IA												
Dec 23	SF	W	IA												
Jan 2	Mia	W	p	4	2	2	0.0	0.0	0	0	1	0	0	1	0
Jan 9	@ Hou	W	S	5	2	3	0.0	0.0	0	0	0	0	0	0	0
Totals	12-5	10/9		75	46	29	0.0	0.0	6	4	2	6	0	6	0
Playoffs															
Jan 22	Cin	L	S	8	6	2	1.0	0.0	1	1	0	0	0	0	0
Totals	0-1	1/1		8	6	2	1.0	0.0	1	1	0	0	0	0	0

2022 Tennessee Titans

Date	Opp	W/L	P/S	Tot Solo	Asst	Sk	- Yds	QBP	TFL	Int - Yds	-TD	PD	FF	FR - Yds	SpT
Sept 11	NYG	L	S	8	5	3	0.0	0.0	2	1	0	0	0	0	0
Sept 19	@ Buf	L	S	2	1	1	0.0	0.0	0	0	0	0	0	0	0
Sept 25	LV	W	S	8	4	4	0.0	0.0	0	0	0	0	0	0	0
Oct 2	@ Ind	W	S	7	4	3	0.0	0.0	0	1	0	0	0	1	0
Oct 9	@ Was	W	S	12	6	6	0.0	0.0	0	0	1	0	0	1	0
Oct 23	Ind	W	S	8	5	3	0.0	0.0	0	0	1	4	0	2	0
Oct 30	@ Hou	W	S	8	6	2	0.0	0.0	0	2	0	0	0	0	0
Nov 6	@ KC	L	S	10	6	4	0.0	0.0	1	0	0	0	0	0	0
Nov 13	Den	W	S	8	3	5	0.0	0.0	1	0	0	0	0	0	0
Nov 17	@ GB														
Nov 27	Cin														
Dec 4	@ Phi														
Dec 11	Jax														
Dec 18	@ LAC														
Dec 24	Hou														
Dec 29	Dal														
Jan 7/8	@ Jax														
Totals	6-3	9/9		71	40	31	0.0	0.0	4	4	2	4	0	4	0

DAVID LONG JR.'S NFL STATISTICS

REGULAR SEASON				TACKLES							INTERCEPTIONS					FUMBLES			
Year	Team	GP	GS	Tot	Solo	Asst	Sk	Yds	QBP	TFL	No	Yds	Lg	TD	PD	FF	FR	Yds	SpT
2019	Tennessee	14	0	15	8	7	0.0	0.0	0	2	0	0	0	0	1	1	0	0	2
2020	Tennessee	14	5	50	28	22	0.0	0.0	1	2	0	0	0	0	2	0	0	0	4
2021	Tennessee	10	9	75	46	29	0.0	0.0	6	4	2	6	6	0	6	0	0	0	0
2022	Tennessee	9	9	71	40	31	0.0	0.0	4	4	2	4	4	0	4	0	0	0	0
NFL Totals		47	23	211	122	89	0.0	0.0	11	12	4	10	6	0	13	1	0	0	6

PLAYOFFS				TACKLES							INTERCEPTIONS					FUMBLES			
Year	Team	GP	GS	Tot	Solo	Asst	Sk	Yds	QBP	TFL	No	Yds	Lg	TD	PD	FF	FR	Yds	SpT
2019	Tennessee	3	1	16	11	5	0.0	0.0	0	2	0	0	0	0	0	0	0	0	1
2020	Tennessee	1	1	5	4	1	0.0	0.0	1	0	0	0	0	0	0	0	0	0	0
2021	Tennessee	1	1	8	6	2	1.0	0.0	1	1	0	0	0	0	0	0	0	0	0
NFL Totals		5	3	29	21	8	1.0	0.0	2	3	0	0	0	0	0	0	0	0	1

Single-Game Highs

Tackles - 14 vs. Buffalo (10/18/21)
 Tackle For Loss - **2 at Houston (10/30/22)**
 Interceptions - **1 (Four times, last vs. Indianapolis 10/23/22)**
 Quarterback Pressures - **2 vs. N.Y. Giants (9/11/22)**
 Passes Defensed - **2 (Three times, last vs. Indianapolis 10/23/22)**
 Forced Fumbles - 1 vs. Kansas City (11/10/19)
 Special Teams Tackles - 2 vs. Buffalo (10/13/20)

Playoff Single-Game Highs

Tackles - 8 (Twice, last vs. Cincinnati 1/22/22)
 Tackle For Loss - 2 at Kansas City (1/19/20)
 Quarterback Pressures - 1 (Twice, last vs. Cincinnati 1/22/22)
 Special Teams Tackles - 1 at Kansas City (1/19/20)

Additional Statistics

Special Teams Forced Fumble - 1 (2020)



21 ROGER McCREARY

CORNERBACK • 5'11" • 190 LBS • COLLEGE: AUBURN
ACQUIRED: 2ND ROUND - 2022 • NFL EXPERIENCE: ROOKIE
HOMETOWN: MOBILE, ALA.
GAMES PLAYED/GAMES STARTED: 9/9 (PLAYOFFS: 0/0)



PRO: The Titans selected Roger McCreary in the second round (35th overall) of the 2022 NFL Draft. The 5-foot-11-inch, 190-pounder is a physical, athletic cornerback that is known for always being around the ball. The Mobile, Ala., native was a two-year starter at Auburn and notched an impressive 22 passes defended, including four interceptions, during his final two collegiate campaigns.

CAREER HIGHLIGHTS:

- In 2021, McCreary amassed a career-best 49 tackles and led Auburn with a career-high 16 passes defended.
- In 2020, McCreary posted career-highs with three interceptions and seven tackles for loss as a junior with the Tigers.

TITANS TIDBITS:

- McCreary's pregame ritual is eating two plates of baked beans with sugar the night before a game. The tradition started when he got to Auburn and he says Bush's baked beans are his favorite.
- His uncle, Angelo James, was a defensive back for the Philadelphia Eagles.

CAREER TRANSACTIONS:

- The Mobile, Ala., native was selected by the Titans in the second round (35th overall) of the 2022 NFL Draft.

SEASON RECAPS:

2022 (9/9): Ranks third on the team with 56 tackles. Has led or tied for the team lead in tackles three times in 2022 (at BUF, vs. LV, at IND). Has tied for the team lead in passes defended once in 2022 (vs. LV).

- Against N.Y. Giants (9/11), made his NFL debut as a starter at cornerback and posted two tackles.
- At Buffalo (9/19), started at cornerback and led the team with a career-best 11 tackles. Stuffed Zach Moss for no gain on a rush off right end in the opening stanza.
- Against Las Vegas (9/25), started at cornerback and led the team with 10 tackles to go along with his first career pass defended. Defended a pass intended for Keelan Cole in the end zone on third-and-10 late in the fourth quarter.
- At Indianapolis (10/2), tied for the team lead with seven tackles, including a stop for loss. Teamed with Kevin Byard to stop Parris Campbell for a two-yard loss on a short pass in the third quarter. Stuffed Nyheim Hines for a three-yard loss on a short pass in the final stanza.
- At Washington (10/9), recorded two tackles.
- Against Indianapolis (10/23), registered five tackles and a pass defended. Broke up a pass intended for Alec Pierce in the second quarter.
- At Houston (10/30), finished second on the team with six tackles.
- At Kansas City (11/6), produced eight tackles and collected his first career interception. Teamed with Jeffery Simmons to stuff Clyde Edwards-Helaire for no gain on a rush off right tackle late in the first quarter. Notched his first career interception by picking off a Patrick Mahomes pass intended for Travis Kelce in the third quarter.
- Against Denver (11/13), posted five tackles. Combined with Monty Rice to stonewall Melvin Gordon for one-yard loss on a rush off right tackle in the first quarter. Stopped Latavius Murray for no gain on a short pass in the second stanza.

COLLEGE:

- During four seasons at Auburn, McCreary appeared in 43 games with 23 starts and posted 135 tackles, five interceptions, 35 passes defended, 10 stops for loss, a forced fumble and two fumble recoveries.

AS A SENIOR (2021), started 12 games at cornerback and collected 49 tackles, an interception, a sack, two stops for loss and a team-best 16 passes defended. Named a first-team All-America by The Athletic, Associated Press, ESPN and Reese's Senior Bowl. Was a Bednarik Award semifinalist.

- Against Alabama State (9/11), registered seven tackles and a 35-yard interception return for a score. Named SEC Defensive Player of the Week.
- At Penn State (9/18), collected four tackles and an interception.
- At Arkansas (10/16), notched five tackles and three passes defended.
- Against Alabama (11/27), posted seven tackles and a team-best four passes defended.

AS A JUNIOR (2020), started 10 games at cornerback and amassed 45 tackles, three interceptions, seven stops for loss, six passes defended and a forced fumble. Named SEC Academic Honor Roll.

- Against Kentucky (9/26), notched four tackle, an interception and a forced fumble.
- At Georgia (10/3), posted two tackles and two passes defended.
- At Ole Miss (10/24), registered an interception and thwarted a fake field goal attempt with a tackle for loss.
- At Mississippi State (12/1), recorded four tackles, an interception and two passes defended.

AS A SOPHOMORE (2019), played in 13 games with a start at cornerback and posted 36 tackles, an interception, 12 passes defended, a stop for loss and a fumble recovery.

- Against Tulane (9/7), notched three tackles, including a stop for loss and a pass defended.
- At Arkansas (10/19), collected a team-high five tackles and two passes defended.
- At Louisiana State (10/26), made his first career start and registered a career-best 10 tackles and his first career interception.
- Against Georgia (11/16), recorded a tackle and two passes defended.

AS A TRUE FRESHMAN (2018), saw action in seven games and registered five tackles and a pass defended.

- Graduated with a degree in interdisciplinary studies in August 2021 from Auburn.

PERSONAL:

- Attended Williamson (Mobile, Ala.) High School.
- As a senior (2017), named first-team Class 5A All-State after collecting eight interceptions and more than 100 tackles. Also had more than 2,100 offensive yards and was named Optimist Club Player of the Year.
- Also participated in track and field, basketball and baseball.
- Enjoys bowling and playing golf.
- Has two dogs – Trouble (Boxer) and Ash (Yorkie/Shih Tzu mix).
- Follow McCreary on Twitter at @RogerJamez and on Instagram at @rod_james251.
- Son of Felicia James and has a sister, Tadaisha.
- Born Roger Lee McCreary on Feb. 10, 1999 in Mobile, Ala.

ROGER McCREARY'S COLLEGE STATISTICS

SEASON		TACKLES									INTERCEPTIONS					FUMBLES		
Year	Team	GP	GS	Tot	Solo	Asst	Sk	Yds	QBP	TFL	No	Yds	Lg	TD	PD	FF	FR	Yds
2018	Auburn	7	0	5	2	3	0.0	0.0	NA	0	0	0	0	1	0	0	0	0
2019	Auburn	13	1	36	30	6	0.0	0.0	NA	1	1	0	0	12	0	1	15	
2020	Auburn	10	10	45	38	7	0.0	0.0	NA	7	3	63	30	0	6	1	0	0
2021	Auburn	12	12	49	41	8	1.0	7.0	NA	2	2	35	35t	1	16	0	1	0
Totals		42	23	135	111	34	1.0	7.0	NA	10	6	98	35t	1	35	1	2	15

Single-Game Highs

Tackles - 10 at Louisiana State (10/26/19)

Interceptions - 1 (Six times, last at Penn State 9/18/21)

Sacks - 1 at South Carolina (11/20/21)

Passes Defensed - 4 vs. Alabama (11/27/21)

Tackles For Loss - 2 at Mississippi (10/24/20)

Forced Fumble - 1 vs. Kentucky (9/26/20)

Fumble Recovery - 1 (Twice, last vs. Texas A&M 11/6/21)

ROGER McCREARY'S GAME-BY-GAME

2022 Tennessee Titans

Date	Opp	W/L	P/S	Tot	Solo	Asst	Sk	- Yds	QBP	TFL	Int	- Yds	-TD	PD	FF	FR	- Yds	SpT
Sept 11	NYG	L	S	2	1	1	0.0	0.0	0	0	0	0	0	0	0	0	0	0
Sept 19	@ Buf	L	S	11	11	0	0.0	0.0	0	0	0	0	0	0	0	0	0	0
Sept 25	LV	W	S	10	9	1	0.0	0.0	0	0	0	0	0	1	0	0	0	0
Oct 2	@ Ind	W	S	7	5	2	0.0	0.0	0	1	0	0	0	0	0	0	0	0
Oct 9	@ Was	W	S	2	2	0	0.0	0.0	0	0	0	0	0	0	0	0	0	0
Oct 23	Ind	W	S	5	5	0	0.0	0.0	0	0	0	0	0	1	0	0	0	0
Oct 30	@ Hou	W	S	6	4	2	0.0	0.0	0	0	0	0	0	0	0	0	0	0
Nov 6	@ KC	L	S	8	6	2	0.0	0.0	0	0	1	4	0	1	0	0	0	0
Nov 13	Den	W	S	5	3	2	0.0	0.0	0	0	0	0	0	0	0	0	0	0
Nov 17	@ GB																	
Nov 27	Cin																	

Dec 4 @ Phi
Dec 11 Jax
Dec 18 @ LAC
Dec 24 Hou
Dec 29 Dal
Jan 7/8 @ Jax

Totals 6-3 9/9 56 46 10 0.0 0.0 0 1 1 4 0 3 0 0 0 0 0

ROGER McCREARY'S NFL STATISTICS

REGULAR SEASON		TACKLES									INTERCEPTIONS					FUMBLES			
Year	Team	GP	GS	Tot	Solo	Asst	Sk	Yds	QBP	TFL	No	Yds	Lg	TD	PD	FF	FR	Yds	SpT
2022	Tennessee	9	9	56	46	10	0.0	0.0	0	1	1	4	4	0	3	0	0	0	0
NFL Totals		9	9	56	46	10	0.0	0.0	0	1	1	4	4	0	3	0	0	0	0

Single-Game Highs

Tackles - 11 at Buffalo (9/19/22)

Interceptions - 1 at Kansas City (11/6/22)

Tackles for Loss - 1 at Indianapolis (10/2/22)

Passes Defensed - 1 (Three times, last at Kansas City (11/6/22))



39 TERRANCE MITCHELL

CORNERBACK • 5'11" • 191 LBS • COLLEGE: OREGON
ACQUIRED: FREE AGENT - 2022 • NFL EXPERIENCE (NFL/TITANS): 9/1
HOMETOWN: SACRAMENTO, CALIF.
GAMES PLAYED/GAMES STARTED: 90/54 (PLAYOFFS: 4/3)



PRO: The Titans signed Terrance Mitchell to the team's active roster from the New England Patriots' practice squad prior to Week 3 of the 2022 season. The 5-foot-11-inch, 191-pounder joins the Titans with 83 games and 51 starts of NFL experience, and has totaled 224 tackles, eight interceptions, 59 passes defended and nine forced fumbles over seven playing seasons with the Chicago Bears (2015), Dallas Cowboys (2015), Kansas City Chiefs (2016-17), Cleveland Browns (2018-20) and Houston Texans (2021). The University of Oregon product was originally selected by the Cowboys in the seventh round of the 2014 NFL Draft.

CAREER HIGHLIGHTS:

- In 2020, Mitchell started all 16 games at cornerback for the Browns and totaled a career-high 65 total tackles, to go along with 13 passes defended and three forced fumbles.
- In 2017, Mitchell played in 15 games with the Chiefs and tied for the sixth-most passes defended (18) and 12th-most interceptions (four) in the NFL.

TITANS TIDBITS:

- Mitchell is familiar with the moniker Titans. He played football for the Luther Burbank High School Titans in Sacramento, Calif.

CAREER TRANSACTIONS:

- The Sacramento, Calif., native was originally selected by the Dallas Cowboys in the seventh round (254th overall) of the 2014 NFL Draft.
- Waived by the Cowboys on Aug. 30, 2014.
- Signed by the Chicago Bears to their practice squad on Sept. 1, 2014.
- Signed by the Bears to their active roster from the practice squad on Oct. 13, 2014.
- Waived by the Bears on Nov. 17, 2015 and signed to the team's practice squad a day later.
- Released by the Bears from their practice squad on Nov. 23, 2015.
- Signed by the Dallas Cowboys to their practice squad on Dec. 2, 2015.
- Signed by the Cowboys to their active roster from the practice squad on Dec. 18, 2015.
- Waived by the Cowboys on June 10, 2016.
- Claimed off waivers by the Houston Texans on June 13, 2016.
- Released by the Texans on Sept. 3, 2016.
- Signed by the Kansas City Chiefs to their practice squad on Sept. 6, 2016.
- Signed by the Chiefs to their active roster from the practice squad on Nov. 24, 2016.
- Signed by the Cleveland Browns as an unrestricted free agent on March 15, 2018.
- Signed by the Texans as an unrestricted free agent on March 24, 2021.
- Released by the Texans on March 10, 2022.
- Signed by the Patriots as a free agent on March 16, 2022.
- Released by the Patriots on Aug. 31, 2022 and signed to the team's practice squad a day later.
- Signed by the Titans to the team's active roster off of the Patriots' practice squad on Sept. 21, 2022.

SEASON RECAPS:

2022 (0/0 - New England; 7/3 - Tennessee): Has tied for the team lead in tackles once in 2022 (vs. DEN). Has tied for the team lead in passes defended once in 2022 (vs. DEN). Spent the first two weeks of the season on the Patriots' practice squad before joining the Titans' active roster on Sept. 21.

- Against Las Vegas (9/25), made his Titans debut at cornerback and

notched eight tackles, including a stop for loss. Combined with Dylan Cole to stuff Darren Waller for a one-yard loss on a short pass in the fourth quarter.

- At Indianapolis (10/2), started at cornerback and tallied two tackles.
- At Washington (10/9), started at cornerback and recorded four tackles with a pass defended. Broke up a pass intended for Cole Turner in the opening stanza.
- Against Indianapolis (10/23), played as a reserve at cornerback and registered three tackles with a forced fumble. Sealed the victory by forcing a Michael Pittman fumble that was recovered by Amani Hooker late in the fourth quarter.
- At Houston (10/30), saw action as a reserve at cornerback and notched a tackle.
- At Kansas City (11/6), played as a reserve at cornerback and produced six tackles.
- Against Denver (11/13), started at cornerback and tied for the team lead with eight tackles and three passes defended, including an interception. Ended a Broncos' drive by breaking up a third-and-three pass intended for Courtland Sutton in the opening stanza. Defended a pass intended for Sutton midway through the fourth quarter. Sealed the victory by intercepting a Russell Wilson pass in the end zone on fourth-and-eight with 20 seconds remaining in the game.

2021 (14/13 - Houston): Played in 14 games with 13 starts in his only season with the Texans. Registered 59 total tackles, an interception, 10 passes defended and three forced fumbles. Was inactive for two games and missed one contest on the reserve/COVID-19 list.

- Against New England (10/10), amassed seven tackles, a forced fumble and a pass defended.
- At Tennessee (11/21), collected a season-high eight tackles to go along with an interception.
- At San Francisco (1/2), notched seven tackles, including a stop for loss and a pass defended.

2020 (16/16, 2/2 - Cleveland): Started all 16 games at cornerback for the first time in his career and amassed a career-high 65 total tackles, 13 passes defended and three forced fumbles.

- Against Cincinnati (9/17), notched a pair of tackles and a team-best three passes defended.
- At Dallas (10/4), tallied a career-best and game-high 12 total tackles.
- At Pittsburgh (10/18), posted six tackles and two passes defended.

2019 (15/4 - Cleveland): Appeared in 15 games with four starts and recorded 20 total tackles, three passes defended and one interception. Did not play in one contest.

- Against L.A. Rams (9/22), started his first game of the season and added four solo tackles.
- Against Seattle (10/13), contributed a season-high six total tackles.
- At Pittsburgh (12/1), tallied his first interception of the season off Devlin Hodges in the fourth quarter and returned it 28 yards.

2018 (8/7 - Cleveland): Appeared in eight games with seven starts in his first season with the Browns. Collected 38 total tackles, six passes defended, an interception, two forced fumbles and a fumble recovery. Was placed on injured reserve on Oct. 2 and missed eight games. Activated from injured reserve - designated to return and played in the final four contests.

- At New Orleans (9/16), posted two forced fumbles, a fumble recovery and five solo tackles.

- Against N.Y. Jets (9/20), notched his first interception of the season.
- At Baltimore (12/30), logged a season-high seven total tackles.

2017 (15/9, 1/0 - Kansas City): Saw action in 15 games with nine starts and contributed 52 total tackles, four interceptions and 18 passes defended. Did not play in one contest. Tied for the sixth-most passes defended (18) and 12th-most interceptions (four) in the NFL.

- At L.A. Chargers (9/24), recorded a season-high nine solo tackles, two interceptions and four passes defended.
- At Denver (12/31), intercepted a Paxton Lynch pass and returned it 40 yards.

2016 (7/2, 1/1 - Kansas City): Spent training camp with the Houston Texans before joining the Kansas City Chiefs' practice squad on Sept. 6. Appeared in seven games with two starts after being signed to the Chiefs' active roster and finished the season with 19 total tackles and six passes defended.

2015 (5/0 - Chicago; 3/0 - Dallas): Saw action as a reserve with the Bears for the first five weeks of the season logging a solo tackle and a pass defended. Waived by the Bears on Nov. 17 and joined their practice squad a day later. Released from the Bears' practice squad on Nov. 23 and signed to the Cowboys' practice squad on Dec. 2. Signed to the Cowboys' active roster for the final three games of the season and contributed 12 total tackles, a sack, an interception, two passes defended and a forced fumble.

- Against N.Y. Jets (12/19), tallied three total tackles and an interception in his first appearance with the Cowboys.
- At Washington (1/3), sacked Colt McCoy and forced a fumble on the play.

2014 (0/0 - Chicago): Drafted by the Dallas Cowboys but was released at the end of training camp and signed to the Bears' practice squad. Signed by the Bears to the active roster on Oct. 13 but was inactive for all 10 games.

COLLEGE:

- Played three seasons (2011-13) at Oregon after redshirting his freshman season in 2010.
- As a junior (2013), started all 13 games he appeared in, finishing ninth on the squad with a career-high 59 tackles, in addition to seven pass breakups. Led the Ducks while ranking fifth in the Pac-12 Conference with a career-best five interceptions, including one touchdown.
- As a sophomore (2012), received All-Pac 12 Conference honorable

mention while starting all 13 games at cornerback. Finished ninth on the team with 40 tackles and third on the squad with eight pass breakups.

- As a redshirt freshman (2011), saw action in 14 games with 12 starts, totaling a team-high 10 passes defended and ranking third among defensive backs with 45 tackles.
- Redshirted in 2010.
- Majored in general social science at Oregon.

PERSONAL:

- Attended Burbank (Sacramento, Calif.) High School.
- As a senior in 2009, earned Metro League Offensive MVP honors and was named a first-team All-City cornerback when he had six interceptions, a forced fumble and one blocked field goal.
- Also had 2,360 all-purpose yards on 106 rushing attempts and 48 catches while scoring 24 touchdowns his senior season.
- As a junior in 2008, had 38 tackles, two interceptions for touchdowns, a forced fumble and 10 pass breakups.
- Also played basketball where he was a first-team All-Metro League as a sophomore and junior.
- Follow Mitchell on Instagram at @thirtynine.
- Born Terrance Mitchell II on May 17, 1992 in Sacramento, Calif.

TERRANCE MITCHELL'S TITANS GAME-BY-GAME

2022 Tennessee Titans

Date	Opp	W/L	P/S	Tot	Solo	Asst	Sk	-Yds	QBP	TFL	Int	-Yds	-TD	PD	FF	FR	-Yds	SpT
Sept 25	LV	W	p	8	7	1	0.0	0.0	0	1	0	0	0	0	0	0	0	0
Oct 2	@ Ind	W	S	2	1	1	0.0	0.0	0	0	0	0	0	0	0	0	0	0
Oct 9	@ Was	W	S	4	3	1	0.0	0.0	0	0	0	0	0	1	0	0	0	0
Oct 23	Ind	W	p	3	3	0	0.0	0.0	0	0	0	0	0	0	1	0	0	0
Oct 30	@ Hou	W	p	1	1	0	0.0	0.0	0	0	0	0	0	0	0	0	0	0
Nov 6	@ KC	L	p	6	4	2	0.0	0.0	0	0	0	0	0	0	0	0	0	0
Nov 13	Den	W	S	8	7	1	0.0	0.0	0	0	1	1	0	3	0	0	0	0
Nov 17	@ GB																	
Nov 27	Cin																	
Dec 4	@ Phi																	
Dec 11	Jax																	

- Dec 18 @ LAC
- Dec 24 Hou
- Dec 29 Dal
- Jan 7/8 @ Jax

Totals	6-1	7/3	32	26	6	0.0	0.0	0	1	1	1	0	4	1	0	0	0
---------------	------------	------------	-----------	-----------	----------	------------	------------	----------	----------	----------	----------	----------	----------	----------	----------	----------	----------

TERRANCE MITCHELL'S NFL STATISTICS

REGULAR SEASON				TACKLES							INTERCEPTIONS					FUMBLES			
Year	Team	GP	GS	Tot	Solo	Asst	Sk	Yds	QBP	TFL	No	Yds	Lg	TD	PD	FF	FR	Yds	SpT
2015	CHI/DAL	8	0	13	10	3	1.0	13.0	1	0	1	-2	-2	0	3	1	0	0	0
2016	Kansas City	7	2	19	17	2	0.0	0.0	0	0	0	0	0	0	6	0	0	0	0
2017	Kansas City	15	9	52	47	5	0.0	0.0	0	0	4	40	40	0	18	0	0	0	1
2018	Cleveland	8	7	38	34	4	0.0	0.0	0	0	1	0	0	0	6	2	1	0	0
2019	Cleveland	15	4	20	17	3	0.0	0.0	0	2	1	28	28	0	3	0	0	0	1
2020	Cleveland	16	16	65	54	11	0.0	0.0	0	2	0	0	0	0	13	3	0	0	0
2021	Houston	14	13	59	45	14	0.0	0.0	0	1	1	22	22	0	10	3	0	0	1
2022	Tennessee	7	3	32	26	6	0.0	0.0	0	1	1	1	1	0	4	1	0	0	0
NFL Totals		90	54	298	250	48	1.0	13.0	1	6	9	89	40	0	63	10	1	0	3

PLAYOFFS				TACKLES							INTERCEPTIONS					FUMBLES			
Year	Team	GP	GS	Tot	Solo	Asst	Sk	Yds	QBP	TFL	No	Yds	Lg	TD	PD	FF	FR	Yds	SpT
2016	Kansas City	1	1	1	0	1	0.0	0.0	0	0	0	0	0	0	0	0	0	0	0
2017	Kansas City	1	0	0	0	0	0.0	0.0	0	0	0	0	0	0	0	0	0	0	0
2020	Cleveland	2	2	13	10	3	0.0	0.0	0	0	0	0	0	0	1	0	0	0	0
NFL Totals		4	3	14	10	4	0.0	0.0	0	0	0	0	0	0	1	0	0	0	0

Single-Game Highs

Tackles - 12 at Dallas (10/4/20)
 Sacks - 1 vs. Washington (1/3/16)
 Interceptions - 2 at L.A. Chargers (9/24/17)
 Passes Defensed - 4 at L.A. Chargers (9/24/17)
 Forced Fumbles - 2 at New Orleans (9/16/18)
 Fumble Recoveries - 1 at New Orleans (9/16/18)

Playoff Single-Game Highs

Tackles - 7 at Kansas City (1/17/21)
 Passes Defensed - 1 at Pittsburgh (1/10/21)



24 ELIJAH MOLDEN

CORNERBACK • 5'10" • 192 LBS • COLLEGE: WASHINGTON
ACQUIRED: 3RD ROUND - 2021
NFL EXPERIENCE (NFL/TITANS): 2/2 • HOMETOWN: WEST LINN, ORE.
GAMES PLAYED/GAMES STARTED: 17/8 (PLAYOFFS: 1/1)



PRO: The Titans selected Elijah Molden in the third round (100th overall) of the 2021 NFL Draft. As a rookie, he appeared in 16 games with seven starts in the nickel defense. The 5-foot-10 inch, 192-pounder is a savvy and physical defender capable of playing multiple spots on defense and becoming a key contributor on special teams. An instinctive player with a nose for the football, he totaled 153 tackles, five interceptions, 25 passes defended, four forced fumbles and two fumble recoveries in 44 games at the University of Washington.

CAREER HIGHLIGHTS:

- As a rookie in 2021, Molden ranked fifth on the team and first among Titans rookies with 60 tackles and registered one interception for a touchdown. He was one of six NFL rookie defensive backs with at least 60 tackles and one interception.
- In 2020, Washington's football season was limited to four games due to the COVID-19 pandemic. Molden started all four contests and finished third on the squad with 26 tackles to go with one interception and two passes defended.
- In June 2021, Molden was named by the Pac-12 as a Tom Hansen Conference Medal recipient. The prestigious honor is awarded annually to each Pac-12 member institution's outstanding senior male and female student-athlete based on the combination of performance and achievement in scholarship, athletics and leadership. This followed Molden winning the Washington football team's Guy Flaherty Award, which is given to the team's most inspirational player as voted by the players.
- In 2019, Molden set career highs with a team-high 79 tackles, four interceptions and three forced fumbles.

TITANS TIDBITS:

- Molden comes from a football family. His father, Alex Molden, was inducted to the University of Oregon Hall of Fame and was an eight-year NFL cornerback with the Saints, Chargers and Lions after being selected by the Saints with the 11th overall draft pick in 1996. Elijah's older brother, Isaiah, played defensive line at Western Oregon.
- Molden is the second-oldest of eight children in his family. He has four brothers and three sisters.
- He is an avid reader and lists "Shoe Dog" by Phil Knight, "Tattoos on the Heart" by Greg Boyle, and "The Alchemist" by Paulo Coelho as three of his favorite books. He prefers hard copies of books as opposed to digital versions so that he can make notes and keep them in the books."

CAREER TRANSACTIONS:

- The West Linn, Ore., native was selected by the Titans in the third round (100th overall) of the 2021 NFL Draft.

SEASON RECAPS:

2022 (1/1): Placed on injured reserve on Sept. 9, 2022 and missed eight games before being designated to return on Nov. 12, 2022.

- Against Denver (11/13), made his season debut as a starter at cornerback and posted three tackles, including a stop for loss.

2021 (16/7, 1/1): Saw action in 16 games with seven starts at cornerback and registered 60 tackles, including three stops for loss, six quarterback pressures, an interception returned for a touchdown, four passes defended, a forced fumble, a fumble recovery and two special teams tackles. Missed one contest on the reserve/COVID-19 list. Started the postseason contest and collected two tackles. Tied for the team lead in tackles once in 2021 (vs. KC). Led the team in quarterback pressures twice (vs. HOU, at PIT). Tied for the team lead in passes defended once (vs. HOU). Tied for the

team lead in special teams tackles once (vs. BUF). Made his NFL debut against Arizona (9/12/21). Made his first career start against Buffalo (10/18/21).

- Against Arizona (9/12), saw action in his first NFL contest as a reserve at nickelback and collected two tackles.
- At Seattle (9/19), played as a reserve at cornerback and posted two tackles. Teamed with Rashaan Evans to stuff Chris Carson for no gain on a rush off right end in the first quarter.
- At Jacksonville (10/10), saw action as a reserve at cornerback and compiled three tackles and a forced fumble. Forced a Dan Arnold fumble that was recovered by Kevin Byard and returned 30 yards for a touchdown early in the first quarter.
- Against Buffalo (10/18), made his first career start at cornerback and notched eight tackles, including a stop for loss. Registered a special teams tackle on coverage units. Stuffed Zack Moss for a three-yard loss on a rush off left end in the first quarter.
- Against Kansas City (10/24), started at cornerback and tied for the team lead with eight tackles.
- At Indianapolis (10/31), started at cornerback and posted two tackles and two passes defended, including an interception return for a touchdown. Broke up a pass intended for Nyheim Hines in the fourth quarter. Gave the Titans a 31-24 lead with two-yard interception return for a touchdown off of Carson Wentz late in the fourth quarter.
- Against Houston (11/21), saw action as a reserve at cornerback and totaled six tackles, a team-best two quarterback pressures and a pass defended. Ended a Texans' drive by breaking up a third-and-nine pass intended for Brevin Jordan along the sideline in the third quarter. Combined with Jayon Brown to stop Rex Burkhead for a two-yard loss on a rush up the middle in the third stanza.
- At Pittsburgh (12/19), saw significant action as a reserve at cornerback and notched four tackles, including a stop for loss and a team-high three quarterback pressures. Stonewalled Najee Harris for a five-yard loss on a rush off right tackle in the final stanza.
- Against San Francisco (12/23), missed the game on the reserve/COVID-19 list.
- Against Miami (1/2), started at cornerback and notched a tackle, a pass defended and his first career fumble recovery. Recovered a Tua Tagovailoa fumble at the Dolphins' 14-yard line in the first quarter. Deflected a pass intended for DeVante Parker in the second quarter.
- Against Cincinnati (1/22), started at nickelback in his postseason debut and registered two tackles.

COLLEGE:

- In four seasons at the University of Washington, Molden appeared in 44 games with 20 starts. His totals included 153 tackles, seven tackles for loss, five interceptions, 25 passes defended, four forced fumbles and two fumble recoveries. He earned first team All-Pac-12 honors on defense as a junior and senior and was named second team All-Pac-12 as an all-purpose/special teams player as a sophomore.
- As a senior (2020), started all four of the team's games in a shortened season due to the COVID-19 pandemic. Ranked third on the squad with 26 tackles and added one interception and two passes defended. Earned first team All-Pac-12 honors for the second consecutive season. Named the university's male recipient of the Pac-12's Tom Hansen Conference Medal as well as the football team's defensive MVP and Guy Flaherty Award recipient as the team's most inspirational player. Honors also included second team All-American by Pro Football Focus, which also named him Pac-12 Player of the Year. He was a semifinalist for the Lott IMPACT Trophy.

- As a junior (2019), started all 13 games and led the team with 79 tackles, four interceptions, 17 passes defended and three forced fumbles (tied). Added 5.5 tackles for loss and a fumble recovery. Honors included first team All-Pac-12, CoSIDA Academic All-District 8 team, second team Pro Football Focus All-America, first team Pro Football Focus All-Pac-12, first team Associated Press All-Pac-12 and Pac-12 Academic Honor Roll. Won the Husky Excellence Award and the 101 Club Academic Award. Named the MVP of the Las Vegas Bowl against Boise State (12/21) after totaling nine tackles, a half tackle for loss, a forced fumble and an interception in the win.
- As a sophomore (2018), played in all 14 games with three starts and totaled 29 tackles, five passes defended, one forced fumble and one fumble recovery. Won the team's Most Outstanding Special Teams Player award and earned second team All-Pac-12 honors as an all-purpose/special teams player. Also named first team Academic All-Pac-12.
- As a true freshman (2017), played in all 13 games and registered 19 tackles, 0.5 tackles for loss and one pass defended.
- Graduated from Washington in December 2020 with a degree in communications.

PERSONAL:

- Married to Danelle.
- Attended West Linn (Ore.) High School, where he was named first team 6A All-State at cornerback and second team at running back as a senior in 2016. Also first team All-Three Rivers League at both positions and first team USA Today All-Oregon at defensive back, he helped lead the Lions to a 14-0 record, including five wins in the 6A state playoffs. Rushed for 702 yards and 10 touchdowns, caught 19 passes for 249 yards and six touchdowns, and added three interceptions.
- Listed by ESPN.com as the No. 213 overall prospect and as the No. 19 cornerback in the country, and as the No. 2 prospect in Oregon. Ranked the No. 151 overall recruit and No. 17 cornerback in the country by Scout.com,

- while 247sports.com listed him at No. 2 in Oregon, No. 25 in the nation at cornerback and No. 193 overall.
- As a junior in 2015, earned first team All-Three Rivers League on both sides of the ball.
- Follow Molden on Twitter and on Instagram at @e_mold3n.
- Son of Christin and Alex Molden.
- Born Elijah Monroe Molden on Jan. 30, 1999 in New Orleans, La.

ELIJAH MOLDEN'S GAME-BY-GAME

2021 Tennessee Titans

Date	Opp	W/L	P/S	Tot Solo	Asst	Sk	- Yds	QBP	TFL	Int - Yds	-TD	PD	FF	FR - Yds	SpT
Sept 12	Ari	L	p	2	2	0	0.0	0.0	0	0	0	0	0	0	0
Sept 19	@ Sea	W	p	2	0	2	0.0	0.0	0	0	0	0	0	0	0
Sept 26	Ind	W	p	1	1	0	0.0	0.0	0	0	0	0	0	0	0
Oct 3	@ NYJ	L	p	0	0	0	0.0	0.0	0	0	0	0	0	0	0
Oct 10	@ Jax	W	p	3	3	0	0.0	0.0	0	0	0	0	0	1	0
Oct 18	Buf	W	S	8	6	2	0.0	0.0	0	1	0	0	0	0	1
Oct 24	KC	W	S	8	6	2	0.0	0.0	0	0	0	0	0	0	0
Oct 31	@ Ind	W	S	2	2	0	0.0	0.0	0	0	1	2	1	2	0
Nov 7	@ LAR	W	S	8	6	2	0.0	0.0	0	0	0	0	0	0	0
Nov 14	NO	W	p	4	1	3	0.0	0.0	1	0	0	0	0	0	1
Nov 21	Hou	L	p	6	3	3	0.0	0.0	2	0	0	0	1	0	0
Nov 28	@ NE	L	S	0	0	0	0.0	0.0	0	0	0	0	0	0	0
Dec 12	Jax	W	S	5	2	3	0.0	0.0	0	0	0	0	0	0	0
Dec 19	@ Pit	L	p	4	4	0	0.0	0.0	3	1	0	0	0	0	0
Dec 23	SF	W	R/C												
Jan 2	Mia	W	S	1	0	1	0.0	0.0	0	0	0	0	1	0	1
Jan 9	@ Hou	W	p	6	6	0	0.0	0.0	0	1	0	0	0	0	0
Totals		12-5	16/7	60	42	18	0.0	0.0	6	3	1	2	1	4	1
Playoffs															
Jan 22	Cin	L	S	2	0	2	0.0	0.0	0	0	0	0	0	0	0
Totals		0-1	1/1	2	0	2	0.0	0.0	0	0	0	0	0	0	0

2022 Tennessee Titans

Date	Opp	W/L	P/S	Tot Solo	Asst	Sk	- Yds	QBP	TFL	Int - Yds	-TD	PD	FF	FR - Yds	SpT
Sept 11	NYG	L	IR												
Sept 19	@ Buf	L	IR												
Sept 25	LV	W	IR												
Oct 2	@ Ind	W	IR												
Oct 9	@ Was	W	IR												
Oct 23	Ind	W	IR												
Oct 30	@ Hou	W	IR												
Nov 6	@ KC	L	IR												
Nov 13	Den	W	S	3	2	1	0.0	0.0	0	1	0	0	0	0	0
Nov 17	@ GB														
Nov 27	Cin														
Dec 4	@ Phi														
Dec 11	Jax														
Dec 18	@ LAC														
Dec 24	Hou														
Dec 29	Dal														
Jan 7/8	@ Jax														
Totals		6-3	1/1	3	2	1	0.0	0.0	0	1	0	0	0	0	0

ELIJAH MOLDEN'S NFL STATISTICS

REGULAR SEASON		TACKLES										INTERCEPTIONS					FUMBLES			
Year	Team	GP	GS	Tot	Solo	Asst	Sk	Yds	QBP	TFL	No	Yds	Lg	TD	PD	FF	FR	Yds	SpT	
2021	Tennessee	16	7	60	42	18	0.0	0.0	6	3	1	2	2t	1	4	1	1	0	2	
2022	Tennessee	1	1	3	2	1	0.0	0.0	0	1	0	0	0	0	0	0	0	0	0	
NFL Totals		17	8	63	44	19	0.0	0.0	6	4	1	2	2t	1	4	1	1	0	2	

PLAYOFFS		TACKLES										INTERCEPTIONS					FUMBLES			
Year	Team	GP	GS	Tot	Solo	Asst	Sk	Yds	QBP	TFL	No	Yds	Lg	TD	PD	FF	FR	Yds	SpT	
2021	Tennessee	1	1	2	0	2	0.0	0.0	0	0	0	0	0	0	0	0	0	0	0	
NFL Totals		1	1	2	0	2	0.0	0.0	0	0	0	0	0	0	0	0	0	0	0	

Single-Game Highs

Tackles - 8 (Three times, last at L.A. Rams 11/7/21)
 Interceptions - 1 at Indianapolis (10/31/21)
 Passes Defensed - 2 at Indianapolis (10/31/21)
 Tackles For Loss - **1 (Four times, last vs. Denver 11/13/22)**
 Forced Fumbles - 1 at Jacksonville (10/10/21)
 Fumble Recoveries - 1 vs. Miami (1/2/22)
 Quarterback Pressures - 3 at Pittsburgh (12/19/21)
 Special Teams Tackles - 1 (Twice, last vs. New Orleans 11/14/21)

Additional Statistics

Touchdowns - 1 (2-yard interception return at Indianapolis, 10/31/21)

Playoff Single-Game Highs

Tackles - 2 vs. Cincinnati (1/22/22)



91 LARRELL MURCHISON

DEFENSIVE LINEMAN • 6'2" • 297 LBS • COLLEGE: NORTH CAROLINA STATE
ACQUIRED: 5TH ROUND - 2019 • NFL EXPERIENCE: 3/3
HOMETOWN: ELIZABETHTOWN, N.C.
GAMES PLAYED/GAMES STARTED: 24/5 (PLAYOFFS: 1/0)



PRO: The Titans selected Larrell Murchison in the fifth round of the 2020 NFL Draft. The 6-foot-2, 297-pound defensive lineman displays great power and quickness and has the ability to play multiple positions along the defensive front. The Elizabethtown, N.C., native has appeared in 21 games with five starts at defensive end over his first two seasons in Tennessee. He was an All-ACC performer as a senior at N.C. State and amassed 11 sacks and 20 tackles for loss in his two seasons with the Wolfpack.

CAREER HIGHLIGHTS:

- In 2021, Murchison set career-high marks in games played (11), games started (five), tackles (eight), and quarterback pressures (one).
- As a rookie in 2020, played in 10 games and totaled five tackles and a stop for loss. Appeared in the team's postseason contest.

TITANS TIDBITS:

- Since entering the NFL, Murchison has made an effort to make a difference in the lives of those in his hometown of Elizabethtown, N.C. In December 2020, during Murchison's rookie season, he provided new winter coats, toys, and holiday presents to children of single-parent households. In July 2021, he hosted his First Annual Community Fun Day for over 500 children and parents. The event included various activities for children such as TikTok dance competitions. A number of NFL players attended the event in support of Murchison, including fellow defensive lineman Tear Tart.
- Larrell's fraternal brother, Farrell, who played running back at Winston Salem State, was diagnosed with testicular cancer in 2018. Larrell supported him through the treatment and recovery. "My role was to stay strong for him. We're extremely close, and it was hard. But we got through it, and he's now cancer free and about to graduate."
- Murchison grew up working with his mother at her restaurant in Elizabethtown called Glenda's Just Desserts and Lunch Counter, which she has owned for more than 10 years. He would work doing whatever needed to be done – mopping floors, sweeping, waiting tables and taking orders. "Everything is good, but if you go I'd say start with the fried pork chops, mac and cheese and cabbage."
- Murchison loves everything music and enjoys playing the drums. His dad played drums in the church when he was younger, and he just followed in his footsteps.

CAREER TRANSACTIONS:

- The Elizabethtown, N.C., native was selected by the Titans in the fifth round (174th overall) of the 2020 NFL Draft.
- Waived by the Titans on Aug. 30, 2022 and signed to the team's practice squad a day later.
- Activated from the practice squad to the active roster standard elevation on Oct. 29, 2022.
- Activated from the practice squad to the active roster standard elevation on Nov. 5, 2022.
- Activated from the practice squad to the active roster standard elevation on Nov. 12, 2022.

SEASON RECAPS:

2022 (3/0):

- At Houston (10/30), made his season debut as a reserve on the defensive front and notched a tackle and a quarterback pressure. Teamed with David Long Jr. to stop Dameon Pierce for a one-yard loss on a rush off left tackle in the second quarter.
- At Kansas City (11/6), saw limited action as a reserve on the defensive

front.

- Against Denver (11/13), played as a reserve on the defensive front.

2021 (11/5, 0/0): Played in 11 games with five starts and registered eight tackles, including a stop for loss and a quarterback pressure. Placed on injured reserve on Oct. 1 and missed three games before being activated from injured reserve designated to return on Oct. 23. Was inactive for three regular season games and the postseason contest. Made his first career start against Arizona (9/12/21).

- Against Arizona (9/12), made his first career start at defensive end and collected a tackle. Teamed with Derick Roberson to bring down James Conner for no gain on a rush off left tackle in the second quarter.
- At Seattle (9/19), started at defensive end and posted a tackle for loss. Stuffed Russell Wilson for a three-yard loss on a rush up the middle in the third quarter.
- Against Indianapolis (9/26), played as a reserve at defensive end and tallied a tackle.
- At Indianapolis (10/31), saw action as a reserve on the defensive front and posted a tackle and a quarterback pressure.
- At L.A. Rams (11/7), played as a reserve on the defensive front and tallied a tackle.
- Against Houston (11/21), started at defensive end and totaled two tackles.
- At Houston (1/9), started at defensive end and compiled a tackle. Combined with Bud Dupree to stop David Johnson for no gain on a rush off left guard in the first quarter.

2020 (10/0, 1/0): Played in 10 games as a rookie and registered five tackles, including a stop for loss. Was inactive for six games. Appeared as a reserve in the postseason contest and notched a tackle. Made his NFL debut against Jacksonville (9/20/20).

- Against Jacksonville (9/20), played as a reserve on the defensive front in his first NFL contest and posted a tackle.
- Against Buffalo (10/13), played as a reserve on the defensive front and tallied two tackles, including a stop for loss. Combined with Chris Jackson to stuff Devin Singletary for a three-yard loss on a rush up the middle in the first quarter.
- Against Indianapolis (11/12), saw limited action as a reserve on the defensive front before leaving the game late in the first quarter with an injury.
- At Jacksonville (12/13), returned to the lineup as a reserve on the defensive front and notched a tackle. Teamed with David Long Jr. to stuff Devine Ozigbo for a two-yard loss on a short pass late in the fourth quarter.
- At Houston (1/3), played as a reserve at defensive end and notched a tackle in the Titans' division-clinching victory.
- Against Baltimore (1/10), saw action as a reserve on the defensive front and posted a tackle in his postseason debut.

COLLEGE:

- During a two-year stint as a defensive tackle at North Carolina State, Murchison started in all 25 contests. He finished his Wolfpack career with 85 tackles, 11 sacks, 20 tackles for loss, five quarterback hits, an interception, three passes defended and three fumble recoveries. He started his collegiate career at Louisburg College and was named a NJCAA junior-college honorable mention All-American.
- As a senior (2019), started all 12 games at defensive tackle and registered 51 tackles. Led the Wolfpack with 12 tackles for loss and seven sacks. Named second-team All-ACC choice by the league and honorable mention All-ACC by Pro Football Focus. Ranked sixth in the ACC in sacks

LARRELL MURCHISON'S NFL STATISTICS

REGULAR SEASON				TACKLES								INTERCEPTIONS					FUMBLES			
Year	Team	GP	GS	Tot	Solo	Asst	Sk	Yds	QBP	TFL	No	Yds	Lg	TD	PD	FF	FR	Yds	SpT	
2020	Tennessee	10	0	5	1	4	0.0	0.0	0	1	0	0	0	0	0	0	0	0	0	
2021	Tennessee	11	5	8	4	4	0.0	0.0	1	1	0	0	0	0	0	0	0	0	0	
2022	Tennessee	3	0	1	0	1	0.0	0.0	1	0	0	0	0	0	0	0	0	0	0	
NFL Totals		24	5	14	5	9	0.0	0.0	2	2	0	0	0	0	0	0	0	0	0	

PLAYOFFS				TACKLES								INTERCEPTIONS					FUMBLES			
Year	Team	GP	GS	Tot	Solo	Asst	Sk	Yds	QBP	TFL	No	Yds	Lg	TD	PD	FF	FR	Yds	SpT	
2020	Tennessee	1	0	1	0	1	0.0	0.0	0	0	0	0	0	0	0	0	0	0	0	
2021	Tennessee	0	0	0	0	0	0.0	0.0	0	0	0	0	0	0	0	0	0	0	0	
NFL Totals		1	0	1	0	1	0.0	0.0	0	0	0	0	0	0	0	0	0	0	0	

Single-Game Highs

Tackles - 2 (Twice, last vs. Buffalo 11/21/21)

Tackles For Loss - 1 (Twice, last at Seattle 9/19/21)

Quarterback Pressures - 1 (**Twice, last at Houston 10/30/22**)

Playoff Single-Game Highs

Tackles - 1 vs. Baltimore (1/10/21)



85 CHIG OKONKWO

TIGHT END • 6'3" • 238 LBS • COLLEGE: MARYLAND
ACQUIRED: 4TH ROUND - 2022 • NFL EXPERIENCE (NFL/TITANS): ROOKIE
HOMETOWN: POWDER SPRINGS, GA.
GAMES PLAYED/GAMES STARTED: 9/4 (PLAYOFFS: 0/0)



PRO: The Titans selected Chig Okonkwo ("CHIGG oh-KAHN-kwoh") in the fourth round (143rd overall) of the 2022 NFL Draft to bring both receiving athleticism and blocking ability to the tight ends unit. The 6-foot-3-inch, 238-pounder tallied 52 receptions as a senior at Maryland, which ranked second in program history for single-season catches by a tight end, behind only Frank Wycheck (58; 1990). The Powder Springs, Ga., native appeared in 37 games with 20 starts over four seasons (2018-21) at Maryland and caught 77 passes for 717 yards and eight touchdowns. Okonkwo also added three carries for 72 yards and three touchdowns, including a career-long rush of 54 yards.

CAREER HIGHLIGHTS:

- In 2021, Okonkwo's 52 receptions ranked second-most by a tight end in a single season in Maryland history, behind only Frank Wycheck (58; 1990). Okonkwo's 447 receiving yards were the most by a Terps tight end since Vernon Davis (871; 2005).
- As a senior against Penn State (11/6/21), Okonkwo posted 12 catches, which marked the second-most receptions in a single game by a tight end in school history. The following game, at Michigan State (11/13/21), Okonkwo tallied eight catches for 112 yards and two touchdowns, marking the most receiving yards in a game by a Maryland tight end since Vernon Davis (139 yards at North Carolina, 11/12/05). His career-best two touchdowns both went for a career-long 32 yards.

TITANS TIDBITS:

- Okonkwo's father, Charlton, passed away of a heart attack when Okonkwo was 15. According to his mother, Isioma, who emigrated from Nigeria, "In our culture, the boys, even if they're young or not, they're always considered more important. When my husband passed, the people who came let him know that he's the man and now he has the responsibility to take care of his mom and his sisters." According to Okonkwo, "In our culture, [being] the man in the house is a really big deal. As the only male, I was the one giving my mom support."
- Okonkwo sat out the 2020 season with myocarditis due to COVID.
- He has a cat named Sage.
- Okonkwo and his two sisters played tennis growing up at the encouragement of their father. Okonkwo played from the time he was five or six until he was 12.
- He was a member of the Big Ten's Anti-Hate and Anti-Racism Coalition.
- In his free time, Okonkwo enjoys watching anime.

CAREER TRANSACTIONS:

- The Powder Springs, Ga., native was selected by the Titans in the fourth round (143rd overall) of the 2022 NFL Draft.

SEASON RECAPS:

2022 (9/4): Has led the team in receiving yards twice in 2022 (at IND, at KC).

- Against N.Y. Giants (9/11), made his NFL debut as a reserve at tight end and registered his first career reception for 11 yards in the fourth quarter.
- At Buffalo (9/19), saw action as a reserve at tight end. Posted a special teams tackle on coverage units.
- Against Las Vegas (9/25), played as a reserve at tight end and on special teams.
- At Indianapolis (10/2), made his first career start at tight end and led the team with 38 receiving yards on three catches, including his first career touchdown grab. Set up the Titans' second touchdown with a 23-yard grab down the left sideline. Increased the Titans' lead to 24-3 with an eight-yard

touchdown grab over the middle in the second quarter. Sealed the victory with a seven-yard grab on third-and-four late in the fourth quarter allowing the Titans to run out the clock.

- At Washington (10/9), saw action as a reserve at tight end and on special teams. Recorded a special teams tackle on coverage units.
- Against Indianapolis (10/23), started at tight end.
- At Houston (10/30), played as a reserve at tight end and caught one pass for three yards. Helped open holes for Titans' ball carriers to gain 314 rushing yards, the second-highest total in franchise history, including a 219-yard, two-touchdown performance by Derrick Henry.
- At Kansas City (11/6), started at tight end and led the team with 48 receiving yards. Snared a reception on a tight end screen and raced 48 yards on the Titans' first play from scrimmage. Helped flip field position by keeping a 57-yard punt out of the end zone that was then downed at the Kansas City three-yard line late in the second quarter.
- Against Denver (11/13), started at tight end and snared a 41-yard reception. Extended the Titans' final scoring drive with a 41-yard catch-and-run reception to the Broncos' 20-yard line on third-and-four in the fourth quarter.

COLLEGE:

- In four seasons at Maryland (2018-21), Okonkwo appeared in 37 games with 20 starts and tallied 77 receptions for 717 yards and eight touchdowns, and added three carries for 72 yards and three scores, including a career-long rush of 54 yards. Did not play during the 2020 season because of myocarditis due to COVID.

AS A SENIOR (2021), started all 13 games and posted career-high marks with 52 catches for 447 yards and a team-leading five touchdowns. His 52 receptions ranked second-most by a tight end in a single season in Maryland history behind only Frank Wycheck (58; 1990), and his 447 receiving yards were the most by a Terps tight end since Vernon Davis (871; 2005).

- At Penn State (11/6), recorded 12 catches for 85 yards, which marked the second-most receptions in a single game by a tight end in school history.
- At Michigan State (11/13), caught eight passes for 112 yards and two touchdowns. His receiving yards marked the most receiving yards in a game by a Maryland tight end since Vernon Davis (139 yards at North Carolina, 11/12/05), and his career-best two touchdowns both went for a career-long 32 yards.

AS A JUNIOR (2020), sat out the season with myocarditis due to COVID.

AS A SOPHOMORE (2019), appeared in all 12 games with three starts and tallied 19 catches for 201 yards and two touchdowns. Ranked second on the squad in receptions and third on the team in receiving yards.

- Against Indiana (10/19), caught a then-career-best five passes for 43 yards and a touchdown.

AS A FRESHMAN (2018), saw action in 12 contests and made four starts. Amassed six catches for 69 yards and a score, and rushed three times for 72 yards and three touchdowns, including a career-long rush of 54 yards.

- Against Illinois (10/27), caught one 25-yard touchdown and rushed for a career-long 54-yard score.
- Graduated from Maryland in May 2021 with a degree in kinesiology and also pursued a graduate degree in technology entrepreneurship.

PERSONAL:

- Attended Hillgrove (Ga.) High School where he was a consensus three-star recruit.
- Also competed in basketball and track and field (triple jump).
- He has two older sisters.
- Son of the late Charlton and Isioma Okonkwo.
- Follow Okonkwo on Instagram @Chig and on Twitter @ChigTweets.
- Born Chigoziem Charlton Okonkwo on Sept. 8, 1999 in Powder Springs, Ga.

CHIG OKONKWO'S NFL STATISTICS

REGULAR SEASON				RECEIVING					RUSHING				
Year	Team	GP	GS	No	Yds	Avg	Lg	TD	Att	Yds	Avg	Lg	TD
2018	Maryland	12	4	6	69	11.5	25	1	3	72	24.0	54	3
2019	Maryland	12	3	19	201	10.6	23	2	0	0	-	-	0
2020	Maryland	0	0	0	0	-	-	0	0	0	-	-	0
2021	Maryland	13	13	52	447	8.6	32t	5	0	0	-	-	0
NFL Totals		37	20	77	717	9.3	32t	8	3	72	24.0	54	3

Single-Game Highs

Receptions - 12 vs. Penn State (11/6/21)
 Receiving Yards - 112 at Michigan State (11/13/21)
 Long Reception - 32 at Michigan State (11/13/21)
 Touchdowns - 2 at Michigan State (11/13/21)

Rushes - 1 (Three times, last vs. Illinois 10/27/18)
 Rushing Yards - 54 vs. Illinois 10/27/18
 Long Rush - 54 vs. Illinois 10/27/18
 Rushing Touchdowns - 1 (Three times, last vs. Ohio State 11/17/18)

CHIG OKONKWO'S GAME-BY-GAME

2022 Tennessee Titans				RECEIVING									
Date	Opp.	W/L	P/S	No	Yds	Avg	Lg	TD					
Sept 11	NYG	L	p	1	11	11.0	11	0	Dec 4	@	Phi		
Sept 19	@ Buf	L	p	0	0	-	0	0	Dec 11		Jax		
Sept 25	LV	W	p	0	0	-	0	0	Dec 18	@	LAC		
Oct 2	@ Ind	W	S	3	38	12.7	23	1	Dec 24		Hou		
Oct 9	@ Was	W	p	0	0	-	0	0	Dec 29		Dal		
Oct 23	Ind	W	S	0	0	-	0	0	Jan 7/8	@	Jax		
Oct 30	@ Hou	W	p	1	3	3.0	3	0	Totals			6-3	9/4
Nov 6	@ KC	L	S	1	48	48.0	48	0				7	141
Nov 13	Den	W	S	1	41	41.0	41	0				20.1	48
Nov 17	@ GB											1	1
Nov 27	Cin												

CHIG OKONKWO'S NFL STATISTICS

REGULAR SEASON				RECEIVING					RUSHING				
Year	Team	GP	GS	No	Yds	Avg	Lg	TD	Att	Yds	Avg	Lg	TD
2022	Tennessee	9	4	7	141	20.1	48	1	1	-4	-4.0	0	0
NFL Totals		9	4	7	141	20.1	48	1	1	-4	-4.0	0	0

Single-Game Highs

Receptions - 3 at Indianapolis (10/2/22)
 Receiving Yards - 38 at Indianapolis (10/2/22)
 Long Reception - 48 at Kansas City (11/6/22)
 Receiving Touchdowns - 1 at Indianapolis (10/2/22)

Additional Statistics

Special Teams Tackles - 2 (2022)



59 SAM OKUAYINONU

DEFENSIVE TACKLE • 6'1" • 269 LBS • COLLEGE: MARYLAND
ACQUIRED: FREE AGENT - 2022 • NFL EXPERIENCE (NFL/TITANS): ROOKIE
HOMETOWN: LOWELL, MASS.
GAMES PLAYED/GAMES STARTED: 3/0 (PLAYOFFS: 0/0)



PRO: The Titans signed Sam Okuayinonu (oh-KWAHN-new) as an undrafted rookie free agent following the 2022 NFL Draft. The 6-foot-1-inch, 269-pounder appeared in 28 games with 17 starts over three seasons at Maryland (2019-21) and totaled 103 tackles, 14.5 tackles for loss and 7.5 sacks. The Lowell, Mass., native transferred to Maryland from Mesabi Range Community College (Minn.) where he played one season (2018) and tallied 62 tackles, 21.5 tackles for loss, 17.5 sacks, one forced fumble and one fumble recovery. He transferred to Mesabi Range from Coahoma Community College (Miss.) in 2017 where he did not appear in a game.

TITANS TIDBITS:

- Okuayinonu loved soccer growing up and only began playing football during his senior year of high school, after a friend suggested his physique could make him a great football player. Including high school, college and pros, 2022 is only his seventh season of football.
- Okuayinonu is a native of Liberia and lived there until he was 12 years old when he escaped the country's civil war.
- Okuayinonu has the phrase, 'Deakonti' tattooed on him. The word is his mother's middle name and means, 'Everything has time' in his native language of Bassa. He tweeted this phrase the day he was cut from the preseason roster, but replied back to it preaching its meaning once he was signed to the 53-man roster during Week Five.
- His nickname is 'Sam-O.'

CAREER TRANSACTIONS:

- The Lowell, Mass. native was signed by the Titans as an undrafted free agent on May 13, 2022.
- Waived by the Titans on Aug. 30, 2022 and signed to the team's practice squad a day later.
- Signed by the Titans to their active roster from the practice squad on Oct. 4, 2022.

SEASON RECAPS:

2022 (3/0):

- At Washington (10/9), made his NFL debut as a reserve at outside linebacker and recorded a half sack. Combined with Jeffery Simmons to sack Wentz for an eight-yard loss in the fourth quarter.
- Against Indianapolis (10/23), was inactive.
- At Houston (10/30), played as a reserve at outside linebacker and notched a tackle.
- At Kansas City (11/6), was inactive.
- Against Denver (11/13), played as a reserve at outside linebacker and posted three tackles with a quarterback pressure.

COLLEGE:

- Appeared in 28 games with 17 starts over three seasons at Maryland (2019-21) and totaled 103 tackles, 14.5 tackles for loss and 7.5 sacks. He transferred to Maryland from Mesabi Range Community College (Minn.) where he played one season (2018) and tallied 62 tackles, 21.5 tackles for loss, 17.5 sacks, one forced fumble and one fumble recovery. He transferred to Mesabi Range from Coahoma Community College (Miss.) in 2017 where he did not appear in a game.
- As a redshirt senior (2021), started all 12 games at Maryland and posted 55 tackles, 8.5 tackles for loss, and a team-leading six sacks and earned third-team All-Big Ten recognition.
- As a senior (2020), played in five games with four starts for the Terrapins and amassed 17 tackles, 1.5 tackles for loss, one half sack and was named team captain.

- As a junior (2019), he transferred to Maryland and saw action in 11 games with one start, registering 31 tackles, 4.5 tackles for loss and one sack.

• As a sophomore (2018) he transferred to Mesabi Range Community College (Minn.) and racked up 62 tackles, 21.5 tackles for loss, 17.5 sacks, one forced fumble and one fumble recovery. he was named the Minnesota College Athletic Conference Defensive Player of the Year and earned all-region and All-MCAC first-team recognition.

- As a freshman (2017) at Coahoma Community College he did not appear in a game.
- Graduated from Maryland in May 2021 with a degree in family science.

PERSONAL:

- Attended Lowell (Mass.) High School where he only began playing football as a senior and was rated a three-star recruit by 247Sports.
- Son of Clara Okuayinonu.
- Follow Okuayinonu on Twitter @okuayinonu and on Instagram @sam.ok97.
- Last name pronounced oh-KWAHN-new
- Born Sam Okuayinonu on May 1, 1998 in Monrovia, Liberia.

SAM OKUAYINONU'S GAME-BY-GAME

2022 Tennessee Titans

Date	Opp	W/L	P/S	Tot	Solo	Asst	Sk	- Yds	QBP	TFL	Int	Yds	-TD	PD	FF	FR	Yds	SpT	
Sept 11	NYG	L	PS																
Sept 19	@ Buf	L	PS																
Sept 25	LV	W	PS																
Oct 2	@ Ind	W	PS																
Oct 9	@ Was	W	p	1	0	1	0.5	4.0	0	0	0	0	0	0	0	0	0	0	0
Oct 23	Ind	W	IA																
Oct 30	@ Hou	W	p	1	0	1	0.0	0.0	0	0	0	0	0	0	0	0	0	0	0
Nov 6	@ KC	L	IA																
Nov 13	Den	W	p	3	2	1	0.0	0.0	1	0	0	0	0	0	0	0	0	0	0
Nov 17	@ GB																		
Nov 27	Cin																		

Dec 4	@ Phi																		
Dec 11	Jax																		
Dec 18	@ LAC																		
Dec 24	Hou																		
Dec 29	Dal																		
Jan 7/8	@ Jax																		
Totals				6-3	3/0	5	2	3	0.5	4.0	1	0	0	0	0	0	0	0	0

SAM OKUAYINONU'S NFL STATISTICS

REGULAR SEASON

Year	Team	GP	GS	TACKLES					INTERCEPTIONS					FUMBLES					
				Tot	Solo	Asst	Sk	Yds	QBP	TFL	No	Yds	Lg	TD	PD	FF	FR	Yds	SpT
2022	Tennessee	3	0	5	2	3	0.5	4.0	1	0	0	0	0	0	0	0	0	0	0
NFL Totals		3	0	5	2	3	0.5	4.0	1	0	0	0	0	0	0	0	0	0	0

Single-Game Highs

Tackles - **3 vs. Denver (11/13/22)**

Sacks - **0.5 at Washington (10/9/22)**

Quarterback Pressures - **1 vs. Denver (11/13/22)**



78 NICHOLAS PETIT-FRERE

OFFENSIVE LINEMAN • 6'5" • 316 LBS • COLLEGE: OHIO STATE
ACQUIRED: 3RD ROUND - 2022 • NFL EXPERIENCE (NFL/TITANS): ROOKIE
HOMETOWN: TAMPA, FLA.
GAMES PLAYED/GAMES STARTED: 9/9 (PLAYOFFS: 0/0)



PRO: The Titans used their third-round selection in the 2022 NFL Draft on offensive lineman Nicholas Petit-Frere. The 6-foot-5-inch, 316-pounder from Ohio State brings strength and athleticism to the position group. A native of Tampa, Fla., Petit-Frere played in 35 games with the Buckeyes and was a member of three consecutive Big Ten Conference championship teams.

TITANS TIDBITS:

- Petit-Frere was about 270 pounds when he arrived at Ohio State, and it took him a while to get to his current weight around 315 pounds. During the COVID-19 pandemic, he learned how to cook to help him continue his weight progress. He still enjoys cooking to this day, especially a lot of pastas, but says he can cook anything. He really enjoys trying out new recipes.
- Petit-Frere is trying to learn how to play the piano after playing the cello in middle school.
- Petit-Frere worked for Metropolitan Ministries in high school and would like to continue to be involved in education and causes to help underprivileged children and victims of domestic violence.

CAREER TRANSACTIONS:

- The Tampa, Fla., native was selected by the Titans in the third round (69th overall) of the 2022 NFL Draft.

SEASON RECAPS:

2022 (9/9):

- Against N.Y. Giants (9/11), made his NFL debut as a starter at right tackle and was a part of an offensive line that allowed just one sack for zero yards on 33 pass attempts.
- At Buffalo (9/19), started at right tackle.
- Against Las Vegas (9/25), started at right tackle and was a member of an offensive front that allowed just one sack on 27 pass attempts.
- At Indianapolis (10/2), started at right tackle and helped open holes for Derrick Henry to amass 114 rushing yards on 22 carries with a touchdown.
- At Washington (10/9), started at right tackle and helped create running lanes for Derrick Henry to post 102 yards on the ground with two rushing scores.
- Against Indianapolis (10/23), started at right tackle and blocked for Derrick Henry to collect 128 yards on the ground.
- At Houston (10/30), started at right tackle and helped open holes for Titans' ball carriers to gain 314 rushing yards, the second-highest total in franchise history, including a 219-yard, two-touchdown performance by Derrick Henry.
- At Kansas City (11/6), started at right tackle and blocked for Derrick Henry to amass 115 rushing yards on 17 carries with two rushing touchdowns.
- Against Denver (11/13), started at right tackle and was a part of an offensive front that allowed just one sack on 36 pass attempts.

COLLEGE:

- Played parts of four seasons at Ohio State and saw action in 35 career games with 20 starts. Was a member of three consecutive Big Ten Conference championship teams (2018-20) and was a part of two Ohio State teams that qualified for the College Football Playoffs (2019-2020).

AS A JUNIOR (2021), named first team All-Big Ten by both the coaches and media after starting all 12 games at left tackle. Earned first-team All-American honors by the Football Writers Association of America and CBS Sports. Helped Ohio State rank No. 1 in the nation in total offense and

scoring offense. Was on the 2021 Outland Trophy watch list.

AS A SOPHOMORE (2020), received second-team All-Big Ten honors after starting seven games at right tackle for the eighth-ranked rushing attack in the country. Selected an Ohio State scholar-athlete and named Academic All-Big Ten.

AS A REDSHIRT FRESHMAN (2019), saw action in 13 games with one start at left tackle against Northwestern.

AS A TRUE FRESHMAN (2018), played in three games as a reserve before being redshirted. Named an Ohio State scholar-athlete.

- Graduated in the Fall of 2021 with a bachelor's degree in business marketing from Ohio State.

PERSONAL:

- Attended Berkeley Prep (Tampa, Fla.) and was the nation's consensus top-ranked offensive tackle prospect with ESPN, Rivals and 247Sport.
- Was a consensus five-star recruit and one of just three offensive tackles in the 2018 class to receive a five-star designation. Was selected to the Under Armour All-America Game.
- As a senior (2017), was named a finalist for the Franklin D. Watkins Memorial Trophy Award, given to the top African-American high school football player in the country.
- As a junior (2016), helped lead the Buccaneers to the Class 3A state semifinals.
- Also played basketball for three years and participated in track and field as a senior.
- Was nicknamed The Law Firm in high school.
- Is the son of Loris Petit-Frere, who is a first-generation American from Haiti.
- Last name is pronounced puh-TEE FRAIR.
- Follow Petit-Frere on Twitter at @NicholasPetit.
- Follow Petit-Frere on Instagram at @nicholas_petitfrere.
- Born Nicholas Petit-Frere on Sept. 15, 1999 in Port St. Lucie, Fla.

NICHOLAS PETIT-FRERE'S COLLEGE STATISTICS

REGULAR SEASON

Year	Team	GP	GS
2018	Ohio State	3	0
2019	Ohio State	13	1
2020	Ohio State	7	7
2021	Ohio State	12	12
College Totals		35	20

Starts Breakdown:

2019 - LT 1; 2020 - RT 7; 2021 - LT 12

NICHOLAS PETIT-FRERE'S NFL STATISTICS

REGULAR SEASON

Year	Team	GP	GS
2022	Tennessee	9	9
NFL Totals		9	9

Starts Breakdown:

2022 - RT 9



86 KEVIN RADER

TIGHT END • 6'4" • 250 LBS • COLLEGE: YOUNGSTOWN STATE
ACQUIRED: FREE AGENT - 2022 • NFL EXPERIENCE (NFL/TITANS): 2/1
HOMETOWN: PITTSBURGH, PA.
GAMES PLAYED/GAMES STARTED: 14/2 (PLAYOFFS: 2/0)



PRO: The Titans signed Kevin Rader to their practice squad just before the start of the 2022 regular season and elevated him to the active roster prior to Week 3. Prior to his arrival in Tennessee, the 6-foot-4-inch, 250-pounder played in seven games with two starts and amassed two receptions for eight yards with the Pittsburgh Steelers. Rader was originally signed by the Green Bay Packers as an undrafted free agent following the 2018 NFL Draft. The Pittsburgh, Pa., native spent the last two campaigns with the Steelers.

CAREER HIGHLIGHTS:

- In 2021, Rader set career-high marks in games played (6), games started (2), receptions (2), receiving yards (8), and receiving long (7).

TITANS TIDBITS:

- Rader went on an 8,000-calorie-a-day diet one offseason in college in order to try to add 50 extra pounds and bulk up for the following season.
- As a senior, Rader was the recipient of the William Wallace Watson Scholarship which is given to a passionate Youngstown State student-athlete for whom it will make a difference in their life.

CAREER TRANSACTIONS:

- The Pittsburgh, Pa., native was signed by the Green Bay Packers as an undrafted free agent on May 4, 2018.
- Waived by the Packers on Sept. 1, 2018.
- Signed by the Pittsburgh Steelers to a reserve/futures contract on Jan. 9, 2019.
- Waived by the Steelers on Aug. 31, 2019 and signed to the team's practice squad a day later.
- Waived by the Steelers on Sept. 5, 2020 and signed to the team's practice squad a day later.
- Signed by the Steelers to their active roster from the practice squad on Nov. 24, 2020.
- Waived by the Steelers on Aug. 31, 2021 and signed to the team's practice squad a day later.
- Signed by the Steelers to their active roster from the practice squad on Nov. 8, 2021.
- Waived by the Steelers on Aug. 30, 2022.
- Signed by the Titans to the team's practice squad on Sept. 1, 2022.
- Signed by the Titans to the team's active roster off of the practice squad on Sept. 22, 2022.

SEASON RECAPS:

- 2022 (7/0 - Tennessee):** Tied for fifth on the team with five special teams tackles. Has led the team in special teams tackles once in 2022 (at WAS).
- Against Las Vegas (9/25), made his Titans debut as a reserve at tight end and on special teams.
 - At Indianapolis (10/2), played as a reserve at tight end and on special teams.
 - At Washington (10/9), led the team with a career-high three special teams tackles on coverage units.
 - Against Indianapolis (10/23), notched a special teams tackle on coverage units.
 - At Houston (10/30), played as a reserve at tight end and helped open holes for Titans' ball carriers to gain 314 rushing yards, the second-highest total in franchise history, including a 219-yard, two-touchdown performance by Derrick Henry.
 - At Kansas City (11/6), saw action as a reserve at tight end and on special

teams.

- Against Denver (11/13), posted a special teams tackle on coverage units.

2021 (6/1 - Pittsburgh): Saw action in six games with two starts and caught two passes for eight yards, all of which set career-high marks. Spent nine weeks on the Steelers' practice squad. Was inactive for two contests.

- Against Chicago (11/8), tallied one-yard reception in his season debut.
- At Kansas City (12/26), notched one reception for a career-long seven yards.

2020 (1/1 - Pittsburgh): Made his NFL debut and appeared in one game on the season. Was inactive for three contests. Spent 10 weeks on the Steelers' practice squad.

- At Cleveland (1/3/), made his first career start in his NFL debut.

2019 (0/0 - Pittsburgh): Spent 15 weeks on the Steelers' practice squad.

COLLEGE:

- Played in 42 games over four seasons at Youngstown State (2014-17) and caught 41 passes for 601 yards and four touchdowns during his career.
- As a senior (2017), played in 11 games and tallied 22 receptions for 272 yards and two touchdowns.
- As a junior (2016), played in a career-high 16 games and tallied 17 receptions for 285 yards and two touchdowns.
- As a sophomore (2015), saw action in 11 games, recording two catches for 44 yards in his first season playing tight end.
- As a redshirt freshman (2014), played in five games as a reserve on the defensive line and recorded one tackle.
- Redshirted in 2013.
- Majored in management at Youngstown State.

PERSONAL:

- Attended Pine Richland (Pa.) High School and was an all-conference selection as a defensive end.
- Son of Janet and Eric Rader.
- Has one brother and one sister.
- Born Kevin Charles Rader on April 26, 1995 in Pittsburgh, Pa.

KEVIN RADER'S TITANS GAME-BY-GAME

2022 Tennessee Titans				RECEIVING												
Date	Opp.	W/L	P/S	No	Yds	Avg	Lg	TD								
Sept 11	NYG	L	PS						Dec 4	@	Phi					
Sept 19	@ Buf	L	PS						Dec 11		Jax					
Sept 25	LV	W	p	0	0	-	0	0	Dec 18	@	LAC					
Oct 2	@ Ind	W	p	0	0	-	0	0	Dec 24		Hou					
Oct 9	@ Was	W	p	0	0	-	0	0	Dec 29		Dal					
Oct 23	Ind	W	p	0	0	-	0	0	Jan 7/8	@	Jax					
Oct 30	@ Hou	W	p	0	0	-	0	0	Totals			6-3	7/0	0	0	- 0 0
Nov 6	@ KC	L	p	0	0	-	0	0								
Nov 13	Den	W	p	0	0	-	0	0								
Nov 17	@ GB															
Nov 27	Cin															

KEVIN RADER'S NFL STATISTICS

REGULAR SEASON				RECEIVING					RUSHING				
Year	Team	GP	GS	No	Yds	Avg	Lg	TD	Att	Yds	Avg	Lg	TD
2020	Pittsburgh	1	1	0	0	-	0	0	0	0	-	0	0
2021	Pittsburgh	6	1	2	8	4.0	7	0	0	0	-	0	0
2022	Tennessee	7	0	0	0	-	0	0	0	0	-	0	0
NFL Totals		14	2	2	8	4.0	7	0	0	0	-	0	0

PLAYOFFS				RECEIVING					RUSHING				
Year	Team	GP	GS	No	Yds	Avg	Lg	TD	Att	Yds	Avg	Lg	TD
2020	Pittsburgh	1	0	0	0	-	0	0	0	0	-	0	0
2021	Pittsburgh	1	0	0	0	-	0	0	0	0	-	0	0
Playoff Totals		2	0	0	0	-	0	0	0	0	-	0	0

Single-Game Highs

Receptions - 1 (Twice, last at Kansas City 12/26/21)
 Receiving Yards - 7 at Kansas City (12/26/21)
 Long Reception - 7 at Kansas City (12/26/21)

Additional Statistics

Special Teams Tackles - **5 (2022)**



75 DILLON RADUNZ

OFFENSIVE LINEMAN • 6'6" • 301 LBS • COLLEGE: NORTH DAKOTA STATE
ACQUIRED: 2ND ROUND - 2021 • NFL EXPERIENCE (NFL/TITANS): 2/2
HOMETOWN: BECKER, MINN.
GAMES PLAYED/GAMES STARTED: 19/3 (PLAYOFFS: 0/0)



PRO: The Titans used their second-round selection in the 2021 NFL Draft on technically-sound offensive lineman Dillon Radunz (pronounced "RAY-dinz") who brings athleticism and versatility to the position group. The 6-foot-6-inch, 301-pounder appeared in 12 games with one start at left tackle during his rookie campaign in 2021. A native of Becker, Minn., Radunz declared for the NFL Draft after North Dakota State's lone fall game his senior season, choosing to forego the Bisons' spring football schedule. He started 32 collegiate games at NDSU and was a member of four Missouri Valley Football Conference championship teams and three NCAA Division I football national championships.

CAREER HIGHLIGHTS:

- In 2021, Radunz logged his first career NFL start at left tackle on Thursday Night Football against San Francisco (12/23).

TITANS TIDBITS:

- Radunz has a long history with the jersey number 75. At Becker (Minn.) High School, No. 75 was passed down from the previous player of the year to him. After he won the player of the year award, he passed it on to the next winner. Then he was issued the number at North Dakota State and later passed it on to his younger brother, Nick.
- The community fellowship program Alcoholics Anonymous has a special place in Radunz's life due to his father's struggles with alcoholism. His father, Jeff, passed away at the age of 45 in an alcohol-related incident when Dillon was 12.
- During the COVID-19 pandemic in 2020-21, Radunz took up golfing and went hog hunting for the first time in Oklahoma. He is also trying to learn how to play the guitar.

CAREER TRANSACTIONS:

- The Becker, Minn., native was selected by the Titans in the second round (53rd overall) of the 2021 NFL Draft.

SEASON RECAPS:

2022 (7/2):

- Against N.Y. Giants (9/11), saw action as a reserve on special teams.
- At Buffalo (9/19), saw limited action as a reserve on special teams and as an extra tackle in jumbo sets.
- Against Las Vegas (9/25), suited up but did not see action in the game.
- At Indianapolis (10/2), saw limited action as a reserve as an extra tight end.
- At Washington (10/9), made his first start of the season at right guard and helped create running lanes for Derrick Henry to post 102 yards on the ground with two rushing scores.
- Against Indianapolis (10/23), started at right guard and blocked for Derrick Henry to collect 128 yards on the ground.
- At Houston (10/30), saw limited action as a reserve as an extra tight end.
- At Kansas City (11/6), played as a reserve as an extra tight end.
- Against Denver (11/13), suited up but did not see action.

2021 (12/1, 0/0): Played in 12 games with one start at left tackle during his rookie campaign. Was inactive for five regular season games and the postseason contest. Made his NFL debut at Seattle (9/19/21). Made his first career NFL start against San Francisco (12/23/21).

- At Seattle (9/19), saw action in his first NFL contest on special teams.
- Against Kansas City (10/24), saw significant action at left guard after Rodger Saffold III left the game with an injury. Played limited snaps at right guard after Nate Davis left the game briefly with an injury. Helped block for

an offense that registered 369 total yards while only allowing one sack on 28 pass attempts.

- At Indianapolis (10/31), entered the game at right guard late in the third quarter after Nate Davis left with an injury.
- At L.A. Rams (11/7), saw action on special teams and as an extra tight end in jumbo sets.
- At New England (11/28), played as a reserve at left guard for the final series.
- Against San Francisco (12/23), made his first career NFL start at left tackle. Helped the Titans convert a season-high nine third downs on 16 attempts in the game, while scoring on four of its five possessions in the second half.
- Against Miami (1/2), played as a reserve at left guard late in the fourth quarter.

COLLEGE:

- Played parts of four seasons at North Dakota State and saw action in 33 career games with 32 starts. Was a member of four Missouri Valley Football Conference championship teams and three NCAA Division I football national championships. Selected as a two-time FCS All-American and 2019 consensus first-team pick.
- As a senior (2020), made his 32nd consecutive and final start at left tackle for the Bison in the Oct. 3 season opener. Participated in the 2021 Reese's Senior Bowl.
- As a junior (2019), was a consensus first team All-American by the Associated Press, AFCA, STATS, HERO Sports, FCS Athletic Directors Association, Walter Camp Football Foundation, Phil Steele and Athlon Sports. Named All-Missouri Valley Football Conference first team after starting all 16 games at left tackle. NDSU rushed for a school-record 4,601 yards and ranked fourth in the FCS with 287.6 rushing yards per game.
- As a sophomore (2018), named All-Missouri Valley Football Conference second team after starting all 15 games at left tackle. Selected HERO Sports FCS sophomore All-American.
- As a redshirt freshman (2017), suffered a season-ending injury in the season opener.
- As a true freshman (2016), redshirted.
- Graduated in December 2020 with a bachelor's degree in industrial engineering and management from North Dakota State.

PERSONAL:

- Attended Becker (Minn.) High School and was a two-year starting left tackle for the back-to-back Minnesota Class 4A state champions in 2014 and 2015. His team went 25-1 over the two title-winning seasons.
- As a senior (2015), was a Top 10 finalist for Mr. Football in Minnesota while helping pave the way for a team that rushed for 3,091 yards and passed for 2,251 yards with 77 touchdowns.
- In 2015, was a team captain and district MVP who earned all-state recognition from the Associated Press, KARE-11 TV and Minnesota Vikings along with all-conference and all-metro honors.
- As a defensive lineman, finished his high school career with 99 solo tackles and 64 assisted tackles, including 14 quarterback sacks.
- Was named all-conference in basketball, where he was a three-year starter.
- Also competed in track and field and was a sixth-place finisher in the shot put at the 2015 Class 2A state meet.
- Has an older sister, Danielle, and a younger brother, Nick, who is an offensive lineman who joined the North Dakota State football program in spring 2020.

- Last name is pronounced RAY-dinz.
- Follow Radunz on Twitter at @DillonRadunz.
- Follow Radunz on Instagram at @dillon.radunz.
- Born Dillon Jeffrey Radunz on March 28, 1998 in St. Cloud, Minn.

DILLON RADUNZ'S NFL STATISTICS

REGULAR SEASON

Year	Team	GP	GS
2021	Tennessee	12	1
2022	Tennessee	7	2
NFL Totals		19	3

PLAYOFFS

Year	Team	GP	GS
2021	Tennessee	0	0
NFL Totals		0	0

Starts Breakdown:

2021 - LT 1; 2022 - RG - 2

Additional Career Statistics

Misc. Tackles - 1 (2021)



56 MONTY RICE

LINEBACKER • 6'0" • 233 LBS • COLLEGE: GEORGIA

ACQUIRED: 3RD ROUND - 2021

NFL EXPERIENCE (NFL/TITANS): 2/2 • HOMETOWN: HUNTSVILLE, ALA.

GAMES PLAYED/GAMES STARTED: 15/5 (PLAYOFFS: 0/0)



PRO: The Titans selected Monty Rice in the third round of the 2021 NFL Draft. He appeared in 10 games with four starts at inside linebacker as a rookie. The 6-foot, 233-pound defender possesses excellent speed, physicality and the instincts required to run and cover successfully at the linebacking position. The Huntsville, Ala., native appeared in 47 games with 28 starts during a four-year career (2017-20) at Georgia, where he tallied 219 tackles, 10.5 tackles for loss, two sacks, 21 quarterback pressures, five passes defended, three forced fumbles and one fumble recovery returned for a touchdown. As a senior in 2020, Rice was a finalist for the Butkus Award and earned Associated Press All-SEC first-team honors.

CAREER HIGHLIGHTS:

- Rice appeared in 10 games with four starts as a rookie in 2021, registering 30 tackles, one pass defended and six tackles on special teams.
- In his final season at Georgia in 2020, he was named a finalist for the Butkus Award, which recognizes the nation's best linebacker, after amassing 49 tackles, four tackles for loss, one sack, one pass defended, two forced fumbles and one fumble recovery returned for a score.

TITANS TIDBITS:

- A Huntsville, Ala., native, Rice grew up about two hours outside of Nashville. As a child, Rice attended about 10 Titans games, including the memorable Titans-Cardinals game on Nov. 29, 2009 (Titans 20, Cardinals 17). His favorite Titans players were Chris Johnson, Keith Bulluck and Kyle Vanden Bosch.
- Rice has a tattoo on his right forearm of his cousin's name, Haraesheo Rice. Haraesheo, who suffered from mental illness, was shot and killed by police in Huntsville in September 2017. 'I think about my cousin a lot. I know he's looking down on me smiling, watching what I'm doing,' Rice said. 'We used to live together. We were real close.'
- He has a black lab named Shadow.

CAREER TRANSACTIONS:

- The Huntsville, Ala., native was selected by the Titans in the third round (92nd overall) of the 2021 NFL Draft.

SEASON RECAPS:

2022 (5/1): Spent the first four weeks of the season on the reserve/physically unable to perform list before being activated on Oct. 8.

- At Washington (10/9), made his season debut as a reserve on special teams.
- Against Indianapolis (10/23), posted a special teams tackle on coverage units.
- At Houston (10/30), played as a reserve on special teams.
- At Kansas City (11/6), saw action as a reserve at linebacker and on special teams. Produced a special teams stop on coverage units.
- Against Denver (11/13), made his first start of the season at linebacker and posted seven tackles, including a stop for loss. Combined with Roger McCreary to stonewall Melvin Gordon for one-yard loss on a rush off right tackle in the first quarter. Teamed with Dylan Cole to stuff Latavius Murray for a one-yard loss on a rush off right guard in the second quarter.

2021 (10/4, 0/0): Played in 10 games with four starts at linebacker during his rookie campaign and registered 30 tackles, a pass defended and six special teams stops. Was inactive for two games. Placed on injured reserve on Nov. 30 and missed the final five regular season games and the postseason contest. Led the team in tackles once (vs. NO). Led or tied for the team lead in special teams tackles three times (at NYJ, at LAR,

vs. HOU). Made his NFL debut against Arizona (9/12/21). Made his first career NFL start at Indianapolis (10/31/21).

- Against Arizona (9/12), saw action in his first NFL contest and collected two tackles.
- At Jacksonville (10/10), saw action as a reserve at linebacker and on special teams before leaving the game in second quarter with an injury.
- At Indianapolis (10/31), made his first career NFL start at linebacker and posted a career-high seven tackles with a pass defended. Stuffed Kyle Granson for no gain on a short pass in the opening quarter. Broke up a pass intended for Jonathan Taylor in overtime.
- At L.A. Rams (11/7), led the team with two special teams tackles on coverage units.
- Against New Orleans (11/14), started at linebacker and led the team with 10 tackles. Notched a special teams tackle on coverage units. Stuffed Mark Ingram for no gain on a rush up the middle in the second quarter.
- Against Houston (11/21), started at linebacker and totaled seven tackles. Notched a special teams stop on coverage units. Teamed with Harold Landry III to stuff David Johnson for a one-yard loss in the fourth quarter. Stopped Rex Burkhead for no gain on a rush up the middle late in the fourth quarter.
- At New England (11/28), started at linebacker and recorded four tackles and a special teams stop before leaving the game in the second quarter with an injury. Teamed with Kevin Byard to stuff Damien Harris for no gain on a rush up the middle in the first quarter.

COLLEGE:

- In four seasons at Georgia (2017-20), Rice appeared in 47 games with 28 starts. He tallied 219 tackles, 10.5 tackles for loss, two sacks, 21 quarterback pressures, five passes defended, three forced fumbles and one fumble recovery returned for a touchdown.
- As a senior (2020), appeared in nine games and made eight starts. Posted 49 tackles, four tackles for loss, one sack, one pass defended, five quarterback pressures, two forced fumbles and one fumble recovery returned for a score. Was a finalist for the Butkus Award, given to the nation's best linebacker. Earned All-SEC first-team honors by the Associated Press and All-America second-team recognition by The Athletic.
- As a junior (2019), started all 14 games and notched a team-leading 89 tackles, three tackles for loss, 14 quarterback pressures and three passes defended. Earned Associated Press All-SEC second-team recognition. Co-winner of Georgia's Vince Dooley Defensive MVP award.
- As a sophomore (2018), played in nine games and made five starts. Finished as Georgia's third-leading tackler with 59 stops. Also posted 1.5 tackles for loss, one sack, two quarterback pressures, one pass defended and one forced fumble.
- As a freshman (2017), saw action in 14 games and made one start. Tallied 22 tackles and two tackles for loss.
- Majored in sociology at Georgia.

PERSONAL:

- Attended James Clemens (Ala.) High School where he earned Alabama Sports Writers Association Class 7A first team defense recognition after posting 137 tackles, one sack, four interceptions, one blocked punt for a touchdown, and four total touchdowns as a senior in 2016.
- Tabbed as a four-star prospect by PrepStar, ESPN, and Scout.com, and a three-star prospect by 247Sports and Rivals. Ranked as the No. 9 inside linebacker nationally by Scout, No. 11 by ESPN, No. 33 by 247Sports, and No. 34 by Rivals.
- As a junior, totaled 79 tackles, 11.0 tackles for loss, three quarterback

hurries, three interceptions, five passes defended, three forced fumbles and three fumble recoveries.

- Also participated in track, competing in the shotput and 60-meter dash.
- Has one older brother and one younger brother.
- Son of Shavita Rice.
- Follow Rice on Twitter @ricemonty and on Instagram @mrice_32.
- Born Montavian Lamar Rice-Jordan on Jan. 8, 1999 in Huntsville, Ala.

MONTY RICE'S GAME-BY-GAME

2021 Tennessee Titans

Date	Opp	W/L	P/S	Tot	Solo	Asst	Sk	- Yds	QBP	TFL	Int	- Yds	-TD	PD	FF	FR	- Yds	SpT	
Sept 12	Ari	L	p	2	1	1	0.0	0.0	0	0	0	0	0	0	0	0	0	0	0
Sept 19	@ Sea	W	p	0	0	0	0.0	0.0	0	0	0	0	0	0	0	0	0	0	0
Sept 26	Ind	W	p	0	0	0	0.0	0.0	0	0	0	0	0	0	0	0	0	0	0
Oct 3	@ NYJ	L	p	0	0	0	0.0	0.0	0	0	0	0	0	0	0	0	0	0	1
Oct 10	@ Jax	W	p	0	0	0	0.0	0.0	0	0	0	0	0	0	0	0	0	0	0
Oct 18	Buf	W	IA																
Oct 24	KC	W	IA																
Oct 31	@ Ind	W	S	7	4	3	0.0	0.0	0	0	0	0	0	1	0	0	0	0	0
Nov 7	@ LAR	W	p	0	0	0	0.0	0.0	0	0	0	0	0	0	0	0	0	0	2
Nov 14	NO	W	S	10	6	4	0.0	0.0	0	0	0	0	0	0	0	0	0	0	1
Nov 21	Hou	L	S	7	3	4	0.0	0.0	0	0	0	0	0	0	0	0	0	0	1
Nov 28	@ NE	L	S	4	1	3	0.0	0.0	0	0	0	0	0	0	0	0	0	0	1
Dec 12	Jax																		
Placed on injured reserve on Nov. 30, 2021																			
Dec 19	@ Pit																		
Dec 23	SF																		
Jan 2	Mia																		
Jan 9	@ Hou																		
Totals			8-4 10/4	30	15	15	0.0	0.0	0	0	0	0	0	1	0	0	0	0	6

2022 Tennessee Titans

Date	Opp	W/L	P/S	Tot	Solo	Asst	Sk	- Yds	QBP	TFL	Int	- Yds	-TD	PD	FF	FR	- Yds	SpT	
Sept 11	NYG	L	PUP																
Sept 19	@ Buf	L	PUP																
Sept 25	LV	W	PUP																
Oct 2	@ Ind	W	PUP																
Oct 9	@ Was	W	p	0	0	0	0.0	0.0	0	0	0	0	0	0	0	0	0	0	0
Oct 23	Ind	W	p	0	0	0	0.0	0.0	0	0	0	0	0	0	0	0	0	0	1
Oct 30	@ Hou	W	p	0	0	0	0.0	0.0	0	0	0	0	0	0	0	0	0	0	0
Nov 6	@ KC	L	p	0	0	0	0.0	0.0	0	0	0	0	0	0	0	0	0	0	1
Nov 13	Den	W	S	7	4	3	0.0	0.0	0	1	0	0	0	0	0	0	0	0	0
Nov 17	@ GB																		
Nov 27	Cin																		
Dec 4	@ Phi																		
Dec 11	Jax																		
Dec 18	@ LAC																		
Dec 24	Hou																		
Dec 29	Dal																		
Jan 7/8	@ Jax																		
Totals			6-3 5/1	7	4	3	0.0	0.0	0	1	0	0	0	0	0	0	0	0	2

MONTY RICE'S NFL STATISTICS

REGULAR SEASON		TACKLES										INTERCEPTIONS					FUMBLES			
Year	Team	GP	GS	Tot	Solo	Asst	Sk	Yds	QBP	TFL	No	Yds	Lg	TD	PD	FF	FR	Yds	SpT	
2021	Tennessee	10	4	30	15	15	0.0	0.0	0	0	0	0	0	1	0	0	0	0	6	
2022	Tennessee	5	1	7	4	3	0.0	0.0	0	1	0	0	0	0	0	0	0	0	2	
NFL Totals		15	5	37	19	18	0.0	0.0	0	1	0	0	0	1	0	0	0	0	8	

Single-Game Highs

Tackles - 10 vs. New Orleans (11/14/21)

Tackle For Loss - **1 vs. Denver (11/13/22)**

Passes Defended - 1 at Indianapolis (10/31/21)

Special Teams Tackles - 2 at L.A. Rams (11/7/21)



70 JORDAN ROOS

GUARD • 6'3" • 302 LBS • COLLEGE: PURDUE

ACQUIRED: FREE AGENT - 2021

NFL EXPERIENCE (NFL/TITANS): 3/1 • HOMETOWN: CELINA, TEXAS

GAMES PLAYED/GAMES STARTED: 18/0 (PLAYOFFS: 2/0)



PRO: The Titans signed Jordan Roos as a free agent during training camp in 2021. The 6-foot-3-inch, 302-pounder originally entered the NFL as a rookie free agent with the Seattle Seahawks in 2017. He spent three total seasons in Seattle, appearing in 14 total games during that time. The Purdue University product also spent time with the Las Vegas Raiders (2020) and New England Patriots (2021).

TITANS TIDBITS:

- Roos' father, Peter, played football at East Texas State.

CAREER TRANSACTIONS:

- A native of Celina, Texas, Roos was originally signed by the Seattle Seahawks as a rookie free agent on May 12, 2017.
- Waived by the Seahawks on Sept. 1, 2018 and signed to the Seahawks practice squad the following day.
- Re-signed by the Seahawks on Jan. 7, 2019.
- Waived by the Seahawks on Aug. 31, 2019 and signed to the Seahawks practice squad the following day.
- Signed by the Seahawks to the active roster off the team's practice squad on Oct. 12, 2019.
- Waived by the Seahawks on Oct. 23, 2019 and re-signed to the practice squad on Oct. 25, 2019.
- Signed by the Seahawks to the active roster off the team's practice squad on Oct. 29, 2019.
- Waived by the Seahawks on July 26, 2020.
- Claimed off waivers by the Las Vegas Raiders on July 27, 2020.
- Waived by the Raiders on Sept. 1, 2020.
- Signed to the New England Patriots practice squad on Oct. 1, 2020 and released on Oct. 27, 2020.
- Signed by the Titans as a free agent on Aug. 7, 2021.
- Waived by the Titans on Aug. 30, 2022 and signed to the team's practice squad a day later.
- Activated from the practice squad to the active roster standard elevation on Sept. 24, 2022.

SEASON RECAPS:

2022 (4/0 - Tennessee):

- Against Las Vegas (9/25), made his Titans debut as a reserve on special teams.
- At Indianapolis (10/2), played as a reserve on special teams.
- At Washington (10/9), saw action as a reserve on special teams.
- Against Indianapolis (10/23), played as a reserve on special teams.
- At Houston (10/30), was inactive.
- At Kansas City (11/6), was inactive.
- Against Denver (11/13), was inactive.

2021 (0/0, 0/0 - Tennessee): Spent the entire season on the Titans practice squad.

2020 (0/0): Spent training camp with the Las Vegas Raiders.

2019 (7/0, 2/0 - Seattle): Played seven games with the Seahawks on special teams. He was inactive in two contests and did not play in one game. He also participated in two playoff contests.

- At Green Bay (1/12), saw action at center in a divisional playoff contest.

2018 (0/0, 0/0 - Seattle): Spent the entire season on the practice squad with the Seahawks.

2017 (7/0 - Seattle): Appeared in seven games as a rookie, mostly on special teams. He was inactive for nine contests.

- Against Atlanta (11/20), made his NFL debut on special teams.
- Against Philadelphia (12/3), played a snap at fullback.
- Against Arizona (12/31), saw action at guard in the season finale.

COLLEGE:

- Was a four-year starter at right guard (2013-16), starting 42 of 47 games played at Purdue, including the last 38 in a row.
- Started all 12 games during each of his sophomore, junior and senior seasons.
- Majored in organization leadership & supervision at Purdue.

PERSONAL:

- Attended Celina (Texas) High School, where he was a four-year letter-winner in football and three-star prospect by Rivals.com and Scout.com. Missed the majority of his senior season after injuring his knee but his team went 11-1 his junior season, winning the league title with a 4-0 record.
- Also earned four varsity letters in track and field. He was the 2009 USATF national champion in the shot put and the three-time 3A shot put state champion. Also won the 2012 3A state title in discus.
- Father, Peter, played football at East Texas State.
- Enjoys hunting and fishing.
- Born Jordan A. Roos on July 6, 1993.

JORDAN ROOS' NFL STATISTICS

REGULAR SEASON

Year	Team	GP	GS
2017	Seattle	7	0
2019	Seattle	7	0
2022	Tennessee	4	0
NFL Totals		18	0

PLAYOFFS

Year	Team	GP	GS
2019	Seattle	2	0
NFL Totals		2	0




98 JEFFERY SIMMONS

DEFENSIVE TACKLE • 6'4" • 305 LBS

COLLEGE: MISSISSIPPI STATE • ACQUIRED: 1ST ROUND - 2019

NFL EXPERIENCE (NFL/TITANS): 4/4 • HOMETOWN: MACON, MISS.

GAMES PLAYED/GAMES STARTED: 49/47 (PLAYOFFS: 5/2)



Captain: 2021, 2022



Pro Bowl: 2021

PRO: The Titans selected Jeffery Simmons with the 19th overall pick in the 2019 NFL Draft. By the end of his third season, he was a team captain, a Pro Bowl selection and a second-team All-Pro honoree—all prior to his 25th birthday. From 2019 to 2021, he appeared in 41 total games (39 starts), including starts in all 17 games in 2021. The 6-foot-4, 305-pound defensive lineman provides a rare blend of size, power and quickness, making him a disruptive force in the middle of the defense. He was a first-team All-SEC selection as a sophomore and junior at Mississippi State, adding second-team All-American honors as a junior. Following his junior season, he declared for the NFL Draft.

CAREER HIGHLIGHTS:

- In 2021, Simmons was named a team captain for the first time in his career, and he went on to become one of six players on the roster to start all 17 games. He was named to his first career Pro Bowl and added Associated Press second-team All-Pro honors after setting career highs in several categories, including sacks (8.5), tackles (54), quarterback pressures (58), tackles for loss (12) and passes defended (six). Among all defensive tackles in the NFL, his 8.5 sacks ranked sixth.
- Simmons was one of only five NFL players to produce at least 50 tackles, eight sacks and six passes defended in 2021, joining Maxx Crosby, Cameron Jordan, Cameron Heyward and T.J. Watt. Simmons and Heyward were the only interior defensive linemen in the league to accomplish the feat.
- In a divisional playoff game against Cincinnati on Jan. 22, 2022, he set a franchise postseason record with three sacks.
- In 2020, Simmons started 15 games at defensive tackle for the Titans and tied for the NFL lead with three defensive fumble recoveries. He also ranked second on the team with three sacks and 20 quarterback pressures.
- As a rookie in 2019, Simmons totaled 40 tackles, two sacks, two tackles for loss, 14 quarterback pressures and one pass defended in nine games (seven starts). He added four tackles, three quarterback pressures and a fumble recovery in three playoff contests.
- As a junior in 2018, Simmons was named first team All-SEC and second team All-American after totaling 63 tackles, 17 tackles for loss and two sacks. His 17 tackles for loss led the team, ranked fourth in the SEC and were the third-most in single-season school history.

TITANS TIDBITS:

- In July 2022, the official ribbon cutting was held at the Jeffery B. Simmons Field House at Noxubee County High School in Macon, Miss. Simmons donated more than \$50,000 to upgrade his former high school's athletic facilities. During the same week, he donated \$75,000 to Starkville (Miss.) Parks and Recreation to be used for a new turf field at the Starkville Sportsplex. The field was also named in his honor.
- During college, Simmons was a two-time member of the SEC Academic Honor Roll.
- Simmons' brother, Dylan Bradley, played football at Southern Miss and then spent time with the Minnesota Vikings. His uncle, Jason Hatcher, played 10 total seasons with the Dallas Cowboys and Washington Football Team.
- Away from football, Simmons enjoys fishing and spending time outdoors.
- Simmons holds an annual youth football camp in Mississippi.

CAREER TRANSACTIONS:

- The Macon, Miss., native was selected by the Titans in the first round (19th overall) of the 2019 NFL Draft.

SEASON RECAPS:

- 2022 (8/8):** Tied for the team lead with six tackles for loss. Ranks tied for second on the squad with 5.5 sacks and ranks second on the club with 31 quarterback pressures. Has led or tied for the team lead in sacks four times in 2022 (vs. NYG, at WAS, vs. IND, at HOU). Has led or tied for the team lead in quarterback pressures four times in 2022 (vs. NYG, vs. LV, at WAS, at HOU). Has tied for the team lead in passes defended twice in 2022 (at BUF, vs. LV).
- Against N.Y. Giants (9/11), posted six tackles, two sacks, two additional stops for loss, a forced fumble while tying for the team lead with six quarterback pressures. Sacked Daniel Jones for a five-yard loss in the opening quarter. Strip-sacked Daniel Jones for a seven-yard loss and the fumble was recovered by Bud Dupree at the Giants' 44-yard line in the second stanza. Combined with David Long Jr. to stuff Saquon Barkley for a one-yard loss on a rush off right tackle in the third quarter. Burst through the line and dropped Barkley for a six-yard loss on a rush off right end in the final quarter.
 - At Buffalo (9/19), collected two quarterback pressures and a pass defended. Knocked down a pass intended for Jamison Crowder in the third quarter.
 - Against Las Vegas (9/25), notched two tackles, a team-high five quarterback pressures and a pass defended. Batted down a pass intended for Foster Moreau on third-and-nine in the third quarter. Teamed with David Long Jr. to stonewall Brandon Bolden for a two-yard loss on a screen pass late in the third stanza.
 - At Indianapolis (10/2), tallied five tackles. Helped limit Jonathan Taylor to just 42 rushing yards on 20 carries in the victory. Combined with David Long Jr. to stuff Jonathan Taylor for a two-yard loss on a rush off right tackle early in the first quarter.
 - At Washington (10/9), recorded five tackles, 1.5 sacks, a pass defended and a team-best seven quarterback pressures. Dropped Carson Wentz for a sack midway through the second quarter. Deflected a pass intended for Dyami Brown on third-and-four in the third quarter. Combined with Sam Okuayinonu to sack Wentz for an eight-yard loss in the fourth quarter.
 - Against Indianapolis (10/23), registered six tackles, including a sack, four quarterback pressures and two stops for loss. Stuffed Nyheim Hines for a two-yard loss on a rush up the middle in the second quarter. Ended a Colts' drive by sacking Matt Ryan for a nine-yard loss on third-and-10 late in the second quarter.
 - At Houston (10/30), notched two tackles, including a sack, an additional stop for loss and a team-high five quarterback pressures. Owns a streak of three consecutive games with at least one sack for the first time in his career. Stonewalled Dameon Pierce for a three-yard loss on a rush off right guard in the opening quarter. Ended a Texans' drive by dropping Davis Mills for a 12-yard sack on third-and-five in the third stanza.
 - At Kansas City (11/6), produced four tackles, two quarterback pressures and a pass defended. Teamed with Roger McCreary to stuff Clyde Edwards-Helaire for no gain on a rush off right tackle late in the first quarter. Stonewalled Isaiah Pacheco for no gain on a rush off left tackle in the third quarter. Batted down a third-and-10 pass intended for Mecole Hardman late in the fourth quarter.
 - Against Denver (11/13), was inactive.

2021 (17/17, 1/1): Named Associated Press second-team All-Pro and named to his first career Pro Bowl. Started all 17 games at defensive tackle and led the team with 58 quarterback pressures. Ranked second on the squad with 12 tackles for loss and third on the club with a career-best 8.5 sacks. Added 54 tackles and six passes defended. Started the postseason

contest and registered eight tackles, including a team-high and franchise-postseason-record three sacks to go along with three quarterback pressures. Led or tied for the team lead in sacks five times (vs. ARI, at LAR, vs. NO, at HOU, vs. CIN). Led or tied for the team lead in quarterback pressures eight times (at SEA, vs. BUF, at IND, at LAR, vs. NO, vs. SF, vs. MIA, at HOU). Tied for the team lead in passes defended twice (vs. HOU, at PIT). Registered a career-high three sacks at L.A. Rams (11/7/21).

- Against Arizona (9/12), started at defensive tackle and collected five tackles, including a sack and two quarterback pressures. Stuffed Chase Edmonds for no gain on a rush up the middle early in the first stanza. Halted a Cardinals' drive by sacking Kyler Murray for a seven-yard loss on third-and-10 in the third quarter.
- At Seattle (9/19), started at defensive tackle and posted a half sack and a team-high four quarterback pressures. Halted a Seahawks' drive by combining with Denico Autry for a seven-yard sack of Russell Wilson on third-and-14 in the second quarter.
- Against Indianapolis (9/26), started at defensive tackle and tallied three tackles, three quarterback pressures and a pass defended. Batted down a pass at the line of scrimmage that was intended for Michael Pittman Jr.
- At Jacksonville (10/10), started at defensive tackle and compiled three tackles, including a stop for loss, three quarterback pressures and a pass defended. Stuffed James Robinson for a one-yard loss on a rush up the middle in the second quarter. Deflected a pass intended for Jamal Agnew in the second stanza.
- Against Buffalo (10/18), started at defensive tackle and registered five tackles, a sack and led the team with seven quarterback pressures. Dropped Josh Allen for a seven-yard sack midway through the fourth quarter. Sealed the victory by stonewalling Allen for no gain on a fourth-and-one quarterback sneak inside the Titans' five-yard line with less than 30 seconds remaining in the game.
- At L.A. Rams (11/7), tallied six tackles, including a career-best three sacks, to go along with a career-high and team-best 10 quarterback pressures. Became the first Titans player with three sacks in a game since Dec. 21, 2008 (3.5, Jason Jones). Became the only Titans/Oilers players with three sacks in the first half of a game since individual sacks became an official NFL statistic in 1982. Sacked Matthew Stafford for a seven-yard loss on the Rams' opening drive. Pressured Stafford in the end zone resulting in an interception by David Long Jr. which was returned to the Rams' two-yard line in the second quarter. Halted a Rams' drive by dropping Stafford for a 10-yard sack on third-and-five in the second quarter. Notched his third sack of the evening by bringing down Stafford for a nine-yard loss late in the second stanza. Combined with Chris Jackson to stop Sony Michel for no gain on a rush off left tackle late in the third quarter.
- Against New Orleans (11/14), collected four tackles, including a team-high two sacks, a team-best three quarterback pressures to go along with a pass defended. Recorded multiple sacks in consecutive games for the first time in his career. Sacked Trevor Siemian for an eight-yard loss in the opening quarter. Registered his second consecutive multiple-sack game by dropping Siemian for four-yard loss late in the second quarter. Batted down a pass intended for Mark Ingram in the third stanza. Stuffed Ingram for no gain on a rush off right tackle in the fourth quarter.
- Against Jacksonville (12/12), posted three tackles, including a stop for loss, three quarterback pressures and a pass defended in the shutout victory. Stuffed James Robinson for a one-yard loss on a rush up the middle early in the third quarter. Combined with Rashaan Evans to stonewall Robinson for no gain on a rush off left tackle in the third stanza. Batted down a pass intended for Carlos Hyde in the final quarter.
- At Houston (1/9), compiled two tackles, including a sack and a team-best four quarterback pressures. Dropped Davis Mills for a nine-yard sack in the third quarter.
- Against Cincinnati (1/22), started at defensive tackle and posted eight tackles, including a team-best and franchise single-game postseason record three sacks to go along with three quarterback pressures. Sacked Joe Burrow for a 12-yard loss on third-and-14 late in the second quarter. Dropped Burrow for a six-yard sack early in the third quarter. Registered his third sack of the day and ended a Bengals' drive by dropping Burrow for a 10-yard loss on third-and-eight in the fourth quarter.

2020 (15/15, 1/1): Started 15 games at defensive tackle and finished second on the club with three sacks and 20 quarterback pressures. Tied for the NFL lead with three defensive fumble recoveries in 2020. Registered 49 tackles, including three stops for loss, five passes defended and a forced fumble. Missed one game on the reserve/COVID-19 list. Started the postseason contest at defensive tackle and collected three tackles, including a stop for loss. Led or tied for the team lead in sacks

three times in 2020 (at MIN, vs. HOU, at IND). Led or tied for the team lead in quarterback pressures eight times in 2020 (at MIN, vs. HOU, vs. PIT, at CIN, at BAL, at IND, vs. CLE, at GB). Tied for the team lead in passes defended once in 2020 (vs. IND).

- At Denver (9/14), started at defensive tackle and collected four tackles and a fumble recovery. Gave the Titans offense great field position by recovering a Melvin Gordon III fumble that was forced by Kevin Byard at the Broncos' 23-yard line early in the second quarter. Finished off the Titans' goal-line stand in the second quarter by stuffing Jake Butt for no gain on a short pass on fourth down.
- Against Jacksonville (9/20), started at defensive tackle and posted three tackles and a pass defended. Sealed the victory by deflecting a Gardner Minshew II pass that was intercepted by Harold Landry III with 47 seconds remaining in the game.
- At Minnesota (9/27), started at defensive tackle and registered five tackles, including a sack and a team-best five quarterback pressures. Ended a Vikings' drive by dropping Kirk Cousins for a six-yard sack on third-and-eight in the first quarter.
- Against Houston (10/18), started at defensive tackle and produced six tackles, including a sack and two quarterback pressures. Teamed with DaQuan Jones to stuff David Johnson for a one-yard loss on a rush off left tackle in the first quarter. Combined with Rashaan Evans to stuff David Johnson for no gain on a goalline rush in the second quarter. Halted a Texans' drive by dropping Deshaun Watson for a 12-yard sack on third-and-eight in the fourth quarter. Made a critical play by batting down a two-point conversion attempt intended to Randall Cobb that would have made it a two-score game late in the fourth quarter.
- Against Pittsburgh (10/25), started at defensive tackle and registered three tackles, a team-high two quarterback pressures and a pass defended. Pounced on James Conner for a 10-yard loss after Ben Roethlisberger pitched him the ball in the first quarter. Stuffed Conner for no gain on a rush up the middle in the third stanza. Batted a Roethlisberger pass that was then intercepted by Jayon Brown late in the third quarter.
- Against Chicago (11/8), named AFC Defensive Player of the Week after starting at defensive tackle and tallying three tackles, a forced fumble, a fumble recovery and a pass defended. Forced a David Montgomery fumble that was scooped up by Desmond King II and returned 63 yards for a touchdown in the third quarter. Deflected a pass intended for Anthony Miller in the final stanza. Recovered a Miller fumble that was forced by Jayon Brown in the fourth quarter.
- At Indianapolis (11/29), started at defensive tackle and recorded four tackles, a sack, two quarterback pressures and a pass defended. Halted a Colts' drive by dropping Philip Rivers for a six-yard sack on third-and-six in the third quarter. Batted down a pass intended for T.Y. Hilton late in the third stanza. Stuffed Nyheim Hines for no gain on a rush up the middle late in the fourth quarter.
- Against Cleveland (12/6), started at defensive tackle and tallied a career-high seven tackles with a quarterback pressure. Combined with David Long Jr. to stuff Nick Chubb for no gain on a rush off left guard in the first quarter. Teamed with Rashaan Evans to stonewall Kareem Hunt for a one-yard loss on a rush up the middle in the opening stanza. Stopped Hunt for no gain on a rush off right tackle in the second quarter.
- Against Detroit (12/20), started at defensive tackle and produced two tackles, two quarterback pressures and a fumble recovery. Recovered a T.J. Hockenson fumble that was forced by Derick Roberson in the third quarter.
- Against Baltimore (1/10), started at defensive tackle and posted three tackles and a quarterback pressure. Stuffed Lamar Jackson for a one-yard loss on a rush up the middle in the third quarter.

2019 (9/7, 3/0): Played in nine games with seven starts during his rookie campaign and collected 40 tackles, two sacks, 14 quarterback pressures, two tackles for loss and a pass defended. Spent the first six weeks of the season on the non-football injury list. Saw action in all three postseason contests and notched four tackles, three quarterback pressures and a fumble recovery. Led or tied for the team lead in sacks twice (vs. LAC, at OAK). Tied for the team lead in quarterback pressures once (at HOU). Saw action in his first career game and registered his first career sack against the L.A. Chargers (10/20/19). Made his first career start against Tampa Bay (10/27/19).

• Against L.A. Chargers (10/20), made his NFL debut as a reserve at defensive end and posted six tackles, including a sack, a stop for loss and two quarterback pressures. Teamed with Harold Landry to stonewall Melvin Gordon for a one-yard loss on a rush off right tackle in the opening quarter.

Collected his first career sack by dropping Philip Rivers for a three-yard loss in the third quarter. Combined with Rashaan Evans to stop Gordon for no gain on first-and-goal during the final goal-line stand.

- Against Tampa Bay (10/27), notched his first career NFL start at defensive end and tallied four tackles and two quarterback pressures. Stonewalled Peyton Barber for no gain on a first-and-goal rush off right guard in the first quarter.
- At Indianapolis (12/1), started at defensive end and posted five tackles and three quarterback pressures. Teamed with Kamalei Correa to stuff Jonathan Williams for a two-yard loss on a rush off left end in the opening quarter.
- At Oakland (12/8), started at defensive end and amassed five tackles, including a sack and a stop for loss. Stuffed DeAndré Washington for a two-yard loss on a rush off left end late in the first quarter. Halted a Raiders' drive by sacking Derek Carr for a four-yard loss on third-and-two in the third quarter.
- Against Houston (12/15), started at defensive end and totaled four tackles, two quarterback pressures and a pass defensed. Halted a potential Texans' scoring drive by deflecting a Deshaun Watson pass at the line of scrimmage that was then intercepted by Jayon Brown in the end zone.
- At Houston (12/29), played as a reserve on the defensive front and recorded three tackles and three quarterback pressures.
- At New England (1/4), saw action as a reserve on the defensive front in his first career postseason contest and posted two tackles and a quarterback pressure.
- At Baltimore (1/11), played as a reserve at defensive end and recorded two tackles, a fumble recovery and two quarterback pressures. Set up the Titans' final touchdown by recovering a Lamar Jackson fumble after a Jurrell Casey strip-sack midway through the third quarter.

COLLEGE:

- During a three-year career as a defensive tackle at Mississippi State, Simmons appeared in 38 contests with 28 starts. He finished his career ranked sixth in school history with 32.5 in tackles for loss. He also tied for sixth in MSU annals with five forced fumbles and tied for fourth with three blocked kicks. His totals also included 163 tackles, seven sacks, seven passes defensed and two defensive touchdowns. He was one of two players in the nation to be named a Bednarik Award Semifinalist in both 2017 and 2018.
- As a junior (2018), appeared in 13 games with 12 starts. Led the team and ranked fourth in the SEC with 17 tackles for loss, which made up the third-highest total in school history. Tied for second in the SEC among defensive linemen with 63 total tackles and added a pair of sacks, one forced a fumble and four passes defensed. Collected two or more tackles for loss in six different games and had at least one in nine contests. Named a Bednarik Award Semifinalist and won the 2018 Conerly Trophy by the Mississippi Sports Hall of Fame and Museum as the top player in Mississippi. Also named second team All-American (AP, The Athletic) and first team All-SEC (AP, Coaches).
- As a sophomore (2017), started all 13 games and tallied 60 tackles, five sacks, 12 tackles for loss, 41 quarterback pressures, two forced fumbles, two fumble recoveries and one pass defensed. With three total blocked kicks and punts, became the first SEC player since 2004 to lead the nation in the category. Named first team All-SEC (AP, Coaches, PFF) and was a Bednarik Award Semifinalist. Added 2017 SEC Academic Honor Roll recognition.
- As a freshman (2016), played in 12 games with three starts at defensive tackle and finished with 40 tackles, 3.5 tackles for loss and four quarterback hurries. Led all SEC freshman and tied for the team lead with two forced fumbles. Became the first MSU defensive lineman to earn Freshman All-

SEC honors since Chris Jones in 2013. Named to the SEC First-Year Academic Honor Roll.

- Majored in human development at Mississippi State.

PERSONAL:

- Has a son, Jeffery Jr.
- Attended Noxubee County (Macon, Miss.) High School, where he was named the nation's No. 10 overall player and the No. 2 defensive end by Scout.com. Named a five-star prospect by Rivals.com and Scout.com and a four-star prospect by 247Sports.com and ESPN.com. Named the top-rated player in Mississippi by Rivals.com and 247Sports.com.
- As a high school senior in 2015, helped Noxubee County win its second straight MHSAA Class 4A State Championship with a 12-4 overall record. Finished second on the team with 105 tackles. Led the Tigers with 20.5 tackles for loss, 18.5 sacks, 21 quarterback hurries, three blocked field goals and two blocked punts. Also forced two fumbles, recovered two fumbles, broke up five passes and recorded an interception.
- His mother is Brenda Bradley. He has one brother, Dylan, and two sisters, Brooke and Ashley.
- List of favorites: (movie) "The Blind Side"; (TV show) "Martin"; (song on your pregame playlist) "The Man" by Aloe Blacc; (meal) chicken alfredo; (dessert) Pecan Pie; and (sports team as a child) L.A. Lakers with Kobe Bryant.
- Follow Simmons on Twitter at @grindsimmons94 and on Instagram at @jsimmons_94.
- Born Jeffery Bernard Simmons Jr. on July 28, 1997, in Lasalle, La.

JEFFERY SIMMONS' GAME-BY-GAME

2019 Tennessee Titans

Date	Opp	W/L	P/S	Tot Solo Asst	Sk - Yds	QBP	TFL	Int - Yds - TD	PD	FF	FR - Yds	SpT
Sept 8	@ Cle	W	NFI									
Sept 15	Ind	L	NFI									
Sept 19	@ Jax	L	NFI									
Sept 29	@ Atl	W	NFI									
Oct 6	Buf	L	NFI									
Oct 13	@ Den	L	NFI									
Oct 20	LAC	W	p	6 5 1	1.0 3.0	2	1 0	0 0 0	0	0	0	0
Oct 27	TB	W	S	4 3 1	0.0 0.0	2	0 0	0 0 0	0	0	0	0
Nov 3	@ Car	L	S	4 1 3	0.0 0.0	1	0 0	0 0 0	0	0	0	0
Nov 10	KC	W	S	3 1 2	0.0 0.0	1	0 0	0 0 0	0	0	0	0
Nov 24	Jax	W	S	6 3 3	0.0 0.0	0	0 0	0 0 0	0	0	0	0
Dec 1	@ Ind	W	S	5 3 2	0.0 0.0	3	0 0	0 0 0	0	0	0	0
Dec 8	@ Oak	W	S	5 4 1	1.0 4.0	0	1 0	0 0 0	0	0	0	0
Dec 15	Hou	L	S	4 3 1	0.0 0.0	2	0 0	0 0 1	0	0	0	0
Dec 22	NO	L	IA									
Dec 29	@ Hou	W	p	3 2 1	0.0 0.0	3	0 0	0 0 0	0	0	0	0
Totals	9-7	9/7		40 25 15	2.0 7.0	14	2 0	0 0 1	0	0	0	0
Playoffs												
Jan 4	@ NE	W	p	2 1 1	0.0 0.0	1	0 0	0 0 0	1	0	0	0
Jan 11	@ Bal	W	p	2 2 0	0.0 0.0	2	0 0	0 0 0	0	1	0	0
Jan 19	@ KC	L	p	0 0 0	0.0 0.0	0	0 0	0 0 0	0	0	0	0
Totals	2-1	3/0		4 3 1	0.0 0.0	3	0 0	0 0 0	1	0	0	0

2020 Tennessee Titans

Date	Opp	W/L	P/S	Tot Solo Asst	Sk - Yds	QBP	TFL	Int - Yds - TD	PD	FF	FR - Yds	SpT
Sept 14	@ Den	W	S	4 3 1	0.0 0.0	0	0 0	0 0 0	1	0	0	0
Sept 20	Jax	W	S	3 0 3	0.0 0.0	0	0 0	0 0 1	0	0	0	0
Sept 27	@ Min	W	S	5 3 2	1.0 6.0	5	1 0	0 0 0	0	0	0	0
Oct 13	Buf	W	R/C									
Oct 18	Hou	W	S	6 4 2	1.0 12.0	2	1 0	0 0 0	0	0	0	0
Oct 25	Pit	L	S	3 1 2	0.0 0.0	2	0 0	0 0 1	0	0	0	0
Nov 1	@ Cin	L	S	4 2 2	0.0 0.0	1	0 0	0 0 0	0	0	0	0
Nov 8	Chi	W	S	3 3 0	0.0 0.0	0	0 0	0 1 1	1	1	0	0
Nov 12	Ind	L	S	2 0 2	0.0 0.0	0	0 0	0 0 1	0	0	0	0
Nov 22	@ Bal	W	S	3 1 2	0.0 0.0	1	0 0	0 0 0	0	0	0	0
Nov 29	@ Ind	W	S	4 2 2	1.0 6.0	2	1 0	0 0 1	0	0	0	0
Dec 6	Cle	L	S	7 3 4	0.0 0.0	1	0 0	0 0 0	0	0	0	0
Dec 13	@ Jax	W	S	1 1 0	0.0 0.0	1	0 0	0 0 0	0	0	0	0
Dec 20	Det	W	S	2 0 2	0.0 0.0	2	0 0	0 0 0	1	0	0	0
Dec 27	@ GB	L	S	2 1 1	0.0 0.0	1	0 0	0 0 0	0	0	0	0
Jan 3	@ Hou	W	S	0 0 0	0.0 0.0	2	0 0	0 0 0	0	0	0	0
Totals	11-5	15/15		49 24 25	3.0 24.0	20	3 0	0 0 5	1	3	0	0
Playoffs												
Jan 10	Bal	L	S	3 2 1	0.0 0.0	0	1 0	0 0 0	0	0	0	0
Totals	0-1	1/1		3 2 1	0.0 0.0	0	1 0	0 0 0	0	0	0	0

2021 Tennessee Titans

Date	Opp	W/L	P/S	Tot Solo Asst	Sk - Yds	QBP	TFL	Int - Yds - TD	PD	FF	FR - Yds	SpT
Sept 12	Ari	L	S	5 5 0	1.0 7.0	2	1 0	0 0 0	0	0	0	0
Sept 19	@ Sea	W	S	1 0 1	0.5 3.5	4	0 0	0 0 0	0	0	0	0
Sept 26	Ind	W	S	3 2 1	0.0 0.0	3	0 0	0 0 0	1	0	0	0
Oct 3	@ NYJ	L	S	4 4 0	0.0 0.0	2	1 0	0 0 0	0	0	0	0
Oct 10	@ Jax	W	S	3 3 0	0.0 0.0	3	1 0	0 0 0	1	0	0	0
Oct 18	Buf	W	S	5 3 2	1.0 7.0	7	1 0	0 0 0	0	0	0	0
Oct 24	KC	W	S	2 1 1	0.0 0.0	4	0 0	0 0 0	0	0	0	0
Oct 31	@ Ind	W	S	1 1 0	0.0 0.0	6	0 0	0 0 0	0	0	0	0
Nov 7	@ LAR	W	S	6 3 3	3.0 26.0	10	3 0	0 0 0	0	0	0	0
Nov 14	NO	W	S	4 4 0	2.0 12.0	3	2 0	0 0 0	1	0	0	0
Nov 21	Hou	L	S	5 4 1	0.0 0.0	0	1 0	0 0 0	1	0	0	0
Nov 28	@ NE	L	S	6 4 2	0.0 0.0	0	0 0	0 0 0	0	0	0	0
Dec 12	Jax	W	S	3 3 0	0.0 0.0	3	1 0	0 0 0	1	0	0	0
Dec 19	@ Pit	L	S	1 1 0	0.0 0.0	1	0 0	0 0 0	1	0	0	0
Dec 23	SF	W	S	2 2 0	0.0 0.0	4	0 0	0 0 0	0	0	0	0
Jan 2	Mia	W	S	1 1 0	0.0 0.0	2	0 0	0 0 0	0	0	0	0
Jan 9	@ Hou	W	S	2 1 1	1.0 9.0	4	1 0	0 0 0	0	0	0	0
Totals	12-5	17/17		54 42 12	8.5 64.5	58	12 0	0 0 0	6	0	0	0
Playoffs												
Jan 22	Cin	L	S	8 7 1	3.0 28.0	3	3 0	0 0 0	0	0	0	0
Totals	0-1	1/1		8 7 1	3.0 28.0	3	3 0	0 0 0	0	0	0	0

2022 Tennessee Titans

Date	Opp	W/L	P/S	Tot Solo Asst	Sk - Yds	QBP	TFL	Int - Yds - TD	PD	FF	FR - Yds	SpT
Sept 11	NYG	L	S	6 4 2	2.0 19.0	6	2 0	0 0 0	1	0	0	0
Sept 19	@ Buf	L	S	0 0 0	0.0 0.0	2	0 0	0 0 1	0	0	0	0
Sept 25	LV	W	S	2 0 2	0.0 0.0	5	0 0	0 0 0	1	0	0	0
Oct 2	@ Ind	W	S	5 1 4	0.0 0.0	0	0 0	0 0 0	0	0	0	0
Oct 9	@ Was	W	S	5 3 2	1.5 4.0	7	0 0	0 0 0	1	0	0	0
Oct 23	Ind	W	S	6 3 3	1.0 9.0	4	2 0	0 0 0	0	0	0	0
Oct 30	@ Hou	W	S	2 2 0	1.0 12.0	5	2 0	0 0 0	0	0	0	0
Nov 6	@ KC	L	S	4 3 1	0.0 0.0	2	0 0	0 0 1	0	0	0	0
Nov 13	Den	W	IA									
Nov 17	@ GB											
Nov 27	Cin											
Dec 4	@ Phi											
Dec 11	Jax											
Dec 18	@ LAC											
Dec 24	Hou											
Dec 29	Dal											
Jan 7/8	@ Jax											
Totals	6-3	8/8		30 16 14	5.5 44.0	31	6 0	0 0 4	1	0	0	0

JEFFERY SIMMONS' NFL STATISTICS

REGULAR SEASON				TACKLES						INTERCEPTIONS					FUMBLES				
Year	Team	GP	GS	Tot	Solo	Asst	Sk	Yds	QBP	TFL	No	Yds	Lg	TD	PD	FF	FR	Yds	SpT
2019	Tennessee	9	7	40	25	15	2.0	7.0	14	2	0	0	0	0	1	0	0	0	0
2020	Tennessee	15	15	49	24	25	3.0	24.0	20	3	0	0	0	0	5	1	3	0	0
2021	Tennessee	17	17	54	42	12	8.5	64.5	58	12	0	0	0	0	6	0	0	0	0
2022	Tennessee	8	8	30	16	14	5.5	44.0	31	6	0	0	0	0	4	1	0	0	0
NFL Totals		49	47	173	107	66	19.0	139.5	123	23	0	0	0	0	16	2	3	0	0
PLAYOFFS				TACKLES						INTERCEPTIONS					FUMBLES				
Year	Team	GP	GS	Tot	Solo	Asst	Sk	Yds	QBP	TFL	No	Yds	Lg	TD	PD	FF	FR	Yds	SpT
2019	Tennessee	3	0	4	3	1	0.0	0.0	3	0	0	0	0	0	0	0	1	0	0
2020	Tennessee	1	1	3	2	1	0.0	0.0	0	1	0	0	0	0	0	0	0	0	0
2021	Tennessee	1	1	8	7	1	3.0	28.0	3	3	0	0	0	0	0	0	0	0	0
NFL Totals		5	2	15	12	3	3.0	28.0	6	4	0	0	0	0	0	0	1	0	0

Single-Game Highs

- Tackles - 7 vs. Cleveland (12/6/20)
- Sacks - 3 at L.A. Rams (11/7/21)
- Quarterback Pressures - 10 at L.A. Rams (11/7/21)
- Tackles For Loss - 3 at L.A. Rams (11/7/21)
- Fumble Recovery - 1 (Three times, last vs. Detroit 12/20/20)
- Forced Fumbles - 1 (Twice, last vs. N.Y. Giants 9/11/22)
- Passes Defensed - 1 (16 times, last at Kansas City 11/6/22)

Playoff Single-Game Highs

- Tackles - 8 vs. Cincinnati (1/22/22)
- Sacks - 3 vs. Cincinnati (1/22/22)
- Quarterback Pressures - 3 vs. Cincinnati (1/22/22)
- Fumble Recovery - 1 at Baltimore (1/11/20)



4 RYAN STONEHOUSE

PUNTER • 5'10" • 193 LBS • COLLEGE: COLORADO STATE
ACQUIRED: FREE AGENT - 2022 • NFL EXPERIENCE (NFL/TITANS): ROOKIE
HOMETOWN: LA VERNE, CALIF.
GAMES PLAYED/GAMES STARTED: 9/0 (PLAYOFFS: 0/0)



PRO: The Titans signed Ryan Stonehouse as an undrafted free agent following the 2022 NFL Draft to add competition to the punting position. The 5-foot-10-inch, 193-pounder put together an impressive training camp performance, unseating the incumbent Brett Kern, who had been the club's punter since 2009. Stonehouse appeared in 53 games over five seasons at Colorado State (2017-21) and is the NCAA career record holder for gross punt average (47.8). The La Verne, Calif., native's career totals include 244 punts for 11,656 yards (47.8 avg.), including a long of 81 yards, and he tallied 90 punts placed inside the 20-yard line and 106 punts of 50+ yards. Stonehouse became the first player in Colorado State history to log 11,000 punting yards in a career.

CAREER HIGHLIGHTS:

- In 2021, Stonehouse set the NCAA career punt average record by concluding his career at 47.8 average yards per attempt.
- As a graduate in 2021, Stonehouse logged a career-long punt of 81 yards and was a semi-finalist for the Ray Guy Award, given to the nation's best collegiate punter.
- Stonehouse earned All-Mountain West honors all five seasons at Colorado State: second team (2021), first team (2018-20), and honorable mention All-Mountain West (2017).

TITANS TIDBITS:

- Stonehouse comes from a lineage of punters. His father, Paul, was an All-American punter for Stanford. His uncle, John Stonehouse was an All-American punter at Southern California and was signed by the New York Giants as a rookie free agent in 1996. His uncle, Jeff Banks, was a punter at Washington State. His younger cousin, Jack, is a punter at Missouri.
- Stonehouse's father, Paul, and uncle, John, used to teach punting at their camp, The Kicking Game, and through private lessons. The camp's website houses testimonials from coaches Bill Walsh, John Robinson, Paul Pasqualoni and Mike Price.
- Uncle, Jeff Banks, is the assistant head coach/tight ends coach/special teams coordinator at Texas.
- As a craftsman, Stonehouse built an outdoor kitchen in his home, that is owned by his grandmother, and it is complete with two different cooking areas, a sink, granite countertops, it is made out of wood and brick and is even wired for lighting.
- During COVID, Stonehouse purchased an old Ford van for \$750 and is converting it into a vehicle that could potentially serve as a home, expecting to flip it and sell it for profit.
- Stonehouse is passionate about fostering dogs. Prior to the start of COVID, he had organized a camp at Colorado state with all profits intended to benefit "The Good Dog Rescue," an organization that aims to save dogs from high kill shelters and place them in foster homes.
- A native Californian, Stonehouse can surf.

CAREER TRANSACTIONS:

- The La Verne, Calif., native was signed by the Titans as a rookie free agent on May 13, 2022.

SEASON RECAPS:

2022 (9/0): Leads the NFL with a 53.2 gross punt avg. Ranks third in the NFL with a 45.3 net punt avg. Has registered 10 punts of 60 or more yards in 2022. Has registered 34 punts of 50 or more yards in 2022. Named AFC Special Teams Player of the Month for October after averaging 51.7 yards on 20 punts, with a long of 66 yards in four Titans' victories.

- Against N.Y. Giants (9/11), made his NFL debut and boomed six punts for 342 yards (57.0 avg.) with three punts placed inside the 20-yard line.

In franchise history, his 57.0-yard gross punting average ranked fifth for a single game (minimum four punts). Pinned the Giants deep in their own territory with a 38-yard punt that was fair caught at the New York nine-yard line in the second quarter. Boomed a 62-yard punt to the Giants' seven-yard line in the third stanza. Nailed a 66-yard punt to the Giants' 13-yard line early in the fourth quarter.

- At Buffalo (9/19), punted six times for 333 yards (55.5 avg.) with two kicks placed inside the 20-yard line.
- Against Las Vegas (9/25), boomed three punts for 181 yards (60.3 avg.) with two kicks placed inside the 20-yard line. Flipped field position with a 57-yard punt that was fair caught at the Las Vegas 13-yard line late in the second quarter. Nailed a career-best 70-yard punt to the Raiders' six-yard line late in the final stanza. In his first three NFL games, he became the first punter in NFL history to record three consecutive games with a punting average of at least 55.0 yards in each game and at least two punts in each contest.
- At Indianapolis (10/2), boomed four punts for 211 yards (52.8 avg.).
- At Washington (10/9), punted eight times for 416 yards (52.0 avg.) with four kicks placed inside the 20-yard line. Flipped field position with a 66-yard punt to the Commanders' 15-yard line in the second quarter. Pinned the Commanders deep in their own territory with a 40-yard punt that rolled out of bounds at the Washington 10-yard line in the fourth quarter. Switched field position with a 59-yard punt to the Commanders' 11-yard line in the fourth quarter.
- Against Indianapolis (10/23), punted three times for 164 yards (54.7 avg.).
- At Houston (10/30), punted five times for 242 yards (48.4 avg.) with four kicks placed inside the 20-yard line. Flipped field position by nailing a 55-yard punt to the Texans' four-yard line in the second quarter.
- At Kansas City (11/6), punted eight times for 390 yards (48.8 avg.) with two kicks placed inside the 20-yard line. Flipped field position with a 57-yard punt that was downed at the Kansas City three-yard line late in the second quarter. Pinned the Chiefs deep in their own territory with a 35-yard punt to the Kansas City seven-yard line in the final quarter.
- Against Denver (11/13), punted eight times for 432 yards (54.0 avg.) with three kicks placed inside the 20-yard line. Flipped field position early in the first quarter with a booming 64-yard punt that was downed at the Broncos' four-yard line. Pinned Denver deep in their own territory with a 38-yard punt that was downed at the Broncos' six-yard line in the opening stanza. Boomed a career-long 74-yard punt in the second quarter.

COLLEGE:

- Appeared in 53 games over five seasons at Colorado State (2017-21) and is the NCAA career record holder for gross punt average (47.8). Career totals include 244 punts for 11,656 yards (47.8 avg.), including a long of 81 yards, 90 punts placed inside the 20-yard line and 106 punts of 50+ yards. Became the first player in Colorado State history to log 11,000 punting yards in a career. He earned All-Mountain West honors all five seasons at Colorado State: second team (2021), first team (2018-20), and honorable mention All-Mountain West (2017).
- As a graduate (2021), set the NCAA career punt average record by concluding his career at 47.8 average yards per attempt. Appeared in 12 games and logged 58 punts for 2,953 yards (50.9 avg.) including a career-long of 81 yards. Registered 27 punts placed inside the 20-yard line and 32 punts of 50+ yards. Was a second-team All-Mountain West selection and a Ray Guy Award semifinalist.
- As a senior (2020), saw action in four games and posted 26 punts for 1,178 yards (45.3 avg.) including a long of 58. Added eight punts placed

inside the 20 and nine punts of 50+ yards. Named first team All-Mountain West for the third consecutive season.

- As a junior (2019), played in 12 games and punted 49 times for 2,274 yards (46.4 avg.) including a long of 64. Placed 13 punts inside the 20 and boomed 16 punts of 50+ yards. Named first team All-Mountain West for the second consecutive year.
- As a sophomore (2018), appeared in all 12 games and totaled 65 punts for 3,140 yards (48.3 avg.) including a long of 70 yards. Added 18 punts placed inside the 20 and 31 punts of 50+ yards. Had one punt blocked. Completed one 11-yard pass on a fake punt. Earned first-team All-Mountain West recognition.
- As a freshman (2017), played in 13 games and punted 46 times for 2,111 yards (45.9 avg.) including a long of 65 yards. Placed 24 punts inside the 20 and logged 18 punts of 50+ yards. Earned honorable mention All-Mountain West honors.
- Graduated from Colorado State in May 2021 with a degree in sociology.

PERSONAL:

- Attended Mater Dei (Calif.) High School where he was named the nation's top punter by 247Sports as a senior after averaging 45.2 yards per punt.
- Rated a three-star prospect by Scout, Rivals, and 247Sports.
- Son of Natalie Banks and Paul Stonehouse.
- His father, Paul, was an All-American punter for Stanford. His uncle, John Stonehouse was an All-American punter at Southern California and was signed by the New York Giants as a rookie free agent in 1996. His uncle, Jeff Banks, was a punter at Washington State. His younger cousin, Jack, is a punter at Missouri.
- Follow Stonehouse on Twitter @_ryanstonehouse and on Instagram

@ryanstonehouse.

- Born Ryan Matthew Stonehouse on May 11, 1999 in San Dimas, Calif.

RYAN STONEHOUSE'S GAME-BY-GAME

2022 Tennessee Titans

Date	Opp	W/L	No	Yds	Avg	Net	TB	In 20	Lg	Blk
Sept 11	NYG	L	6	342	57.0	46.7	0	3	66	0
Sept 19	@ Buf	L	6	333	55.5	45.3	1	2	64	0
Sept 25	LV	W	3	181	60.3	49.3	1	2	70	0
Oct 2	@ Ind	W	4	211	52.8	47.8	0	0	57	0
Oct 9	@ Was	W	8	416	52.0	48.4	0	4	66	0
Oct 23	Ind	W	3	164	54.7	39.0	0	0	58	0
Oct 30	@ Hou	W	5	242	48.4	40.8	1	4	57	0
Nov 6	@ KC	L	8	390	48.8	41.4	0	2	63	0
Nov 13	Den	W	8	432	54.0	47.3	2	3	74	0
Nov 17	@ GB									

Nov 27	Cin										
Dec 4	@ Phi										
Dec 11	Jax										
Dec 18	@ LAC										
Dec 24	Hou										
Dec 29	Dal										
Jan 7/8	@ Jax										
Totals			6-3	51	2,711	53.2	45.3	5	20	74	0

RYAN STONEHOUSE'S NFL STATISTICS

REGULAR SEASON

Year	Team	GP	No.	PUNTING								
				Yds	Avg	Ret	Yds	TB	In	Lg	Blk	Net
2022	Tennessee	9	51	2,711	53.2	31	303	5	20	74	0	45.3
NFL Totals		9	51	2,711	53.2	31	303	5	20	74	0	45.3

Single-Game Highs

- Punts - **8 (Three times, last vs. Denver 11/13/22)**
- Yards - **432 vs. Denver (11/13/22)**
- Gross Avg. - **57.0 vs. N.Y. Giants (9/11/22)**
- Net Avg. - **48.4 at Washington (10/9/22)**

- Long Punt - **74 vs. Denver (11/13/22)**
- In20 - **4 (Twice, last at Houston 10/30/22)**



97 KEVIN STRONG

**DEFENSIVE END • 6'4" • 295 LBS • COLLEGE: TEXAS-SAN ANTONIO
ACQUIRED: FREE AGENT - 2021 • NFL EXPERIENCE (NFL/TITANS): 4/2
HOMETOWN: CLEVELAND, TEXAS
GAMES PLAYED/GAMES STARTED: 28/2 (PLAYOFFS: 1/0)**



PRO: The Titans signed free agent Kevin Strong to the practice squad on Nov. 23, 2021, and he appeared in five games and totaled three tackles in his first season as a Titan. The 6-foot-4-inch, 295-pounder also appeared in the team's postseason contest. Prior to arriving in Tennessee, Strong saw action in 15 regular season games over three years with the Detroit Lions (2019-21), and totaled 23 tackles, one sack, one tackle for loss and one pass defended. The Cleveland, Texas, native originally signed with the Lions as an undrafted rookie free agent in 2019.

CAREER HIGHLIGHTS:

- Strong recorded multi-tackle games in all of his six appearances during the 2020 season.

TITANS TIDBITS:

- In high school, Strong was a multi-sport athlete who thrived in football, basketball and track and field. Strong earned first-team all-district honors as a basketball player and was a regional qualifier in track & field participating in the shot put.

CAREER TRANSACTIONS:

- The Cleveland, Texas, native originally signed with the Detroit Lions as an undrafted rookie free agent on March 10, 2019.
- Waived by the Lions on Sept. 5, 2020 and signed to the team's practice squad a day later.
- Signed to the Lions active roster from their practice squad on Sept. 19, 2020.
- Signed to the Lions practice squad on Sept. 21, 2020.
- Waived by the Lions on Nov. 11, 2020.
- Signed to the Lions practice squad on Dec. 1, 2020.
- Signed to the Lions active roster from their practice squad on Dec. 2, 2020.
- Waived by the Lions on Nov. 20, 2021.
- Signed by the Titans to their practice squad on Nov. 23, 2021.
- Activated from the practice squad to the active roster standard elevation on Nov. 27, 2021.
- Activated from the practice squad to the active roster standard elevation on Dec. 11, 2021.
- Activated from the practice squad to the active roster COVID-19 replacement on Dec. 18, 2021.
- Activated from the practice squad to the active roster COVID-19 replacement on Dec. 23, 2021.
- Signed by the Titans to their active roster from the practice squad on Jan. 8, 2022.

SEASON RECAPS:

2022 (8/1 - Tennessee): Has tied for the team lead in passes defended once in 2022 (vs. NYG).

- Against N.Y. Giants (9/11), played as a reserve on the defensive front and posted three tackles, three quarterback pressures and a pass defended. Batted down a third-and-three pass intended for Sterling Shepard in the second quarter.
- At Buffalo (9/19), saw action as a reserve at defensive tackle and collected two tackles with two quarterback pressures.
- Against Las Vegas (9/25), played as a reserve at defensive tackle.
- At Indianapolis (10/2), saw action as a reserve on the defensive front and tallied two tackles. Combined with Joe Schobert to stop Jonathan Taylor for no gain on a rush off left guard in the final stanza.
- At Washington (10/9), played as a reserve at defensive end and recorded

two tackles with a quarterback pressure.

- Against Indianapolis (10/23), saw action as a reserve on the defensive front and registered two quarterback pressures.
- At Houston (10/30), played as a reserve on the defensive line and notched a tackle and a quarterback pressure.
- At Kansas City (11/6), was inactive.
- Against Denver (11/13), started on the defensive front and posted a tackle. Stopped Russell Wilson for no gain on a rush up the middle in the third quarter.

2021 (1/0 - Detroit; 5/0, 1/0 - Tennessee): Saw action in five games with the Titans and collected three tackles after being signed as a free agent on Nov. 23. Spent one game on the Titans' practice squad. Played as a reserve in the postseason contest. Appeared in one game for the Lions and posted three tackles against San Francisco (9/12). Was inactive for one contest with Detroit before being placed on injured reserve on Sept. 25. Missed six games before being activated from injured reserve designated to return on Nov. 2. Was inactive for an additional game before being released by the Lions on Nov. 20.

- At New England (11/28), made his Titans debut as a reserve on the defensive front.
- At Pittsburgh (12/19), played as a reserve at defensive end and notched two tackles. Combined with Rashaan Evans to stuff Najee Harris for no gain on a rush off left tackle in the third quarter.
- At Houston (1/9), played as a reserve on the defensive front and compiled a tackle.
- Against Cincinnati (1/22), made his postseason debut as a reserve on the defensive front and on special teams.

2020 (6/1 - Detroit): Saw action in six games with one start and totaled 15 tackles and one sack.

- At Green Bay (9/20), set a career high with four tackles.
- At Tennessee (12/20), made his first career NFL start and posted two tackles.
- Against Minnesota (1/3), recorded three tackles and picked up his first NFL sack.

2019 (8/0 Detroit): Appeared in eight contests recording five tackles and one pass defended in his rookie campaign.

- Against the Los Angeles Chargers (9/8), collected his first career tackle.
- At Philadelphia (9/22), tallied a tackle and a pass defended.
- Against Minnesota (10/20), recorded his first multi-tackle game when he posted two tackles.

COLLEGE:

- Played in 47 career games with 40 starts at the University of Texas - San Antonio and totaled 106 tackles, 26.5 tackles for loss, 7.5 sacks, two forced fumbles and two blocked field goals. Owns the UTSA record with two career blocked kicks and ranks second all-time with 26.5 career tackles for loss.

- As a senior (2018), started all 12 games and tallied 24 tackles, 6.5 tackles for loss, a sack and a safety. Was named honorable mention All-Conference USA by the league's head coaches.

- As a junior (2017), started all 11 games and registered 27 tackles, seven tackles for loss, three sacks and four quarterback hurries. Garnered second-team All-Conference USA accolades.

- As a sophomore (2016), saw action in 12 games with 10 starts and posted 24 tackles, 6.5 tackles for loss, a sack, two forced fumbles and a fumble recovery. He also blocked a field goal at Louisiana Tech (11/12) and an

- extra point at New Mexico in the Gildan New Mexico Bowl (12/17).
- As a redshirt freshman (2015), played in all 12 games with seven starts and recorded 31 tackles, 6.5 tackles for loss, 2.5 sacks and a pair of pass breakups.
- Earned a degree in multidisciplinary studies from UTSA.

- Born Kevin Strong on Aug. 5, 1996 in Houston, Texas.

PERSONAL:

- Attended and played at Cleveland (Texas) High School where he was named a unanimous first-team All-District 22-3A honoree as a senior after racking up 51 tackles, 13 tackles for loss and seven sacks.
- Son of Tanisha and Kevin Strong.
- Has a son, Cannon Noah Strong.
- Follow Strong on Instagram @young_grinda54_

KEVIN STRONG'S TITANS GAME-BY-GAME

2021 Tennessee Titans

Date	Opp	W/L	P/S	Tot	Solo	Asst	Sk	- Yds	QBP	TFL	Int	- Yds	-TD	PD	FF	FR	- Yds	SpT	
Nov 28	@ NE	L	p	0	0	0	0.0	0.0	0	0	0	0	0	0	0	0	0	0	0
Dec 12	Jax	W	p	0	0	0	0.0	0.0	0	0	0	0	0	0	0	0	0	0	0
Dec 19	@ Pit	L	p	2	1	1	0.0	0.0	0	0	0	0	0	0	0	0	0	0	0
Dec 23	SF	W	p	0	0	0	0.0	0.0	0	0	0	0	0	0	0	0	0	0	0
Jan 2	Mia	W	PS																
Jan 9	@ Hou	W	p	1	0	1	0.0	0.0	0	0	0	0	0	0	0	0	0	0	0
Totals				4-2	5/0	3	1	2	0.0	0.0	0	0	0	0	0	0	0	0	0

Playoffs

Jan 22	Cin	L	p	0	0	0	0.0	0.0	0	0	0	0	0	0	0	0	0	0	0
Totals				0-1	1/0	0	0	0	0.0	0.0	0	0	0	0	0	0	0	0	0

2022 Tennessee Titans

Date	Opp	W/L	P/S	Tot	Solo	Asst	Sk	- Yds	QBP	TFL	Int	- Yds	-TD	PD	FF	FR	- Yds	SpT
Sept 11	NYG	L	p	3	2	1	0.0	0.0	3	0	0	0	0	1	0	0	0	0
Sept 19	@ Buf	L	p	2	1	1	0.0	0.0	2	0	0	0	0	0	0	0	0	0
Sept 25	LV	W	p	0	0	0	0.0	0.0	0	0	0	0	0	0	0	0	0	0
Oct 2	@ Ind	W	p	2	1	1	0.0	0.0	0	0	0	0	0	0	0	0	0	0

Oct 9	@ Was	W	p	2	1	1	0.0	0.0	1	0	0	0	0	0	0	0	0	0	0
Oct 23	Ind	W	p	0	0	0	0.0	0.0	2	0	0	0	0	0	0	0	0	0	0
Oct 30	@ Hou	W	p	1	0	1	0.0	0.0	1	0	0	0	0	0	0	0	0	0	0
Nov 6	@ KC	L	IA																
Nov 13	Den	W	S	1	1	0	0.0	0.0	0	0	0	0	0	0	0	0	0	0	0
Nov 17	@ GB																		
Nov 27	Cin																		
Dec 4	@ Phi																		
Dec 11	Jax																		
Dec 18	@ LAC																		
Dec 24	Hou																		
Dec 29	Dal																		
Jan 7/8	@ Jax																		
Totals				6-3	8/1	11	6	5	0.0	0.0	9	0	0	0	0	0	1	0	0

KEVIN STRONG'S NFL STATISTICS

REGULAR SEASON

Year	Team	GP	GS	TACKLES							INTERCEPTIONS					FUMBLES			
				Tot	Solo	Asst	Sk	Yds	QBP	TFL	No	Yds	Lg	TD	PD	FF	FR	Yds	SpT
2019	Detroit	8	0	5	3	2	0.0	0.0	0	0	0	0	0	1	0	0	0	0	
2020	Detroit	6	1	15	10	5	1.0	9.0	2	1	0	0	0	0	0	0	0	0	
2021	DET/TEN	6	0	6	4	2	0.0	0.0	0	0	0	0	0	0	0	0	0	0	
2022	Tennessee	8	1	11	6	5	0.0	0.0	9	0	0	0	0	1	0	0	0	0	
NFL Totals		28	2	37	23	14	1.0	9.0	11	1	0	0	0	2	0	0	0	0	


PLAYOFFS

Year	Team	GP	GS	TACKLES							INTERCEPTIONS					FUMBLES			
				Tot	Solo	Asst	Sk	Yds	QBP	TFL	No	Yds	Lg	TD	PD	FF	FR	Yds	SpT
2021	Tennessee	1	0	0	0	0	0.0	0.0	0	0	0	0	0	0	0	0	0	0	
NFL Totals		1	0	0	0	0	0.0	0.0	0	0	0	0	0	0	0	0	0	0	

Single-Game Highs

- Tackles - 4 at Green Bay (9/20/20)
- Sacks - 1 vs. Minnesota (1/3/21)
- Quarterback Pressures - **3 vs. N.Y. Giants (9/11/22)**
- Pass Defensed - 1 at Philadelphia (9/22/19)

Tackles For Loss - 1 vs. Minnesota Vikings (1/3/21)



87 GEOFF SWAIM

TIGHT END • 6'4" • 260 LBS • COLLEGE: TEXAS
ACQUIRED: FREE AGENT - 2020 • NFL EXPERIENCE (NFL/TITANS): 8/3
HOMETOWN: CHICO, CALIF.
GAMES PLAYED/GAMES STARTED: 78/52 (PLAYOFFS: 2/2)



PRO: The Titans signed Geoff Swaim as a free agent during the 2020 training camp to add competition and experience to the tight end room. The 6-foot-4-inch, 260-pounder is known for his toughness and physicality at the line of scrimmage. In his first two seasons with the Titans (2020-21), Swaim caught 40 passes for 293 yards and four touchdowns, including a career-best 31 receptions and three scores in 2021. He was originally drafted by the Dallas Cowboys in the seventh round (246th overall) of the 2015 NFL Draft. Swaim appeared in 37 games with 18 starts and caught 35 passes for 336 yards and one touchdown in his four seasons with the Cowboys. The Chico, Calif., native spent the 2019 season with the Jacksonville Jaguars and totaled 13 catches for 65 yards before being placed on injured reserve.

CAREER HIGHLIGHTS:

- In 2021, Swaim established career-high marks in games played (16), games started (16), receptions (31), and receiving touchdowns (3). His 210 receiving yards ranked second in his career. His receptions and receiving yards ranked fourth on the team, while his receiving touchdowns tied for third.
- In 2020, Swaim saw action in 10 games with eight starts for the Titans and hauled in nine receptions for 83 yards with a score. He also helped open holes for Derrick Henry to become the eighth player in NFL history to eclipse 2,000 rushing yards in a season.

TITANS TIDBITS:

- Swaim's brother, Mycal, played safety at Eastern Michigan. Mycal signed as a rookie free agent with the Tampa Bay Buccaneers following the 2014 NFL Draft.

CAREER TRANSACTIONS:

- The Chico, Calif., native was selected by the Dallas Cowboys in the seventh round (246th overall) of the 2015 NFL Draft.
- Signed by the Jacksonville Jaguars as a free agent on May 15, 2019.
- Released by the Jaguars on March 17, 2020.
- Signed by the Titans as a free agent on Aug. 19, 2020.

SEASON RECAPS:

2022 (9/8 - Tennessee):

- Against N.Y. Giants (9/11), started at tight end and snared three receptions for 19 yards.
- At Buffalo (9/19), started at tight end.
- Against Las Vegas (9/25), started at tight end and caught three passes for 19 yards with a touchdown. Gave the Titans an early 7-0 lead with a two-yard touchdown grab on third-and-one.
- At Indianapolis (10/2), started at tight end and helped open holes for Derrick Henry to amass 114 rushing yards on 22 carries with a touchdown.
- At Washington (10/9), started at tight end and snared one reception for five yards.
- Against Indianapolis (10/23), saw action as a reserve at tight end in his 75th career regular season game.
- At Houston (10/30), started his 50th career regular season game and helped open holes for Titans' ball carriers to gain 314 rushing yards, the second-highest total in franchise history, including a 219-yard, two-touchdown performance by Derrick Henry.
- At Kansas City (11/6), started at tight end.
- Against Denver (11/13), started at tight end.

2021 (16/16, 1/1 - Tennessee): Started 16 games at tight end and tied for

fourth on the team with 31 receptions for 210 receiving yards. Tied for third on the squad with a career-high three receiving touchdowns. Was inactive for one game. Started the postseason contest. Led the team in receiving yards once in 2021 (vs. JAX). Tied for the team lead in receptions once in 2021 (vs. MIA).

- At Seattle (9/19), started at tight end and hauled in two receptions for 10 yards.
- Against Indianapolis (9/26), started at tight end and caught three passes for 27 yards. Snared a 26-yard reception in the second quarter.
- At Indianapolis (10/31), started at tight end and snared four receptions for 23 yards with a touchdown. Cut the Colts' lead to 14-7 with a six-yard touchdown grab on third-and-three in the second stanza.
- At L.A. Rams (11/7), started at tight end and grabbed four receptions for 29 yards with a touchdown. Gave the Titans a 7-3 lead with a two-yard touchdown catch early in the second quarter.
- Against New Orleans (11/14), started at tight end and snared four passes for 26 yards. Extended the Titans' final scoring drive by converting a critical third-and-one with a two-yard catch early in the fourth quarter.
- Against Jacksonville (12/12), started at tight end and led the team with 45 receiving yards on three catches. Helped set up the Titans' final touchdown with a 24-yard reception on a screen in the third quarter.
- Against San Francisco (12/23), started at tight end and caught three passes for 10 yards, including two catches for 10 yards on the game-winning drive in the fourth quarter.
- Against Miami (1/2), started at tight end and tied for the team lead with three receptions for nine yards with a touchdown. Gave the Titans a 7-0 lead with a one-yard touchdown catch late in the first quarter. Extended the Titans' second touchdown drive with a five-yard reception on third-and-one in the second quarter.
- Against Cincinnati (1/22), started at tight end in the divisional playoff contest.

2020 (10/8, 1/1 - Tennessee): Played in 10 games with eight starts at tight end in his first season with the Titans and caught nine passes for 83 yards with a touchdown. Was inactive for six games. Started the postseason contest at tight end and snared one reception for five yards. Tied the team lead in special teams tackles once in 2020 (vs. HOU).

- Against Buffalo (10/13), started at tight end in his Titans debut and helped open holes for Titans' rushers to gain 139 yards on the ground.
- Against Houston (10/18), saw significant action as a reserve at tight end and caught two passes for 10 yards. Posted a special teams tackle on coverage units.
- At Baltimore (11/22), started at tight end and hauled in one reception for nine yards.
- At Indianapolis (11/29), started at tight end and caught three passes for 30 yards. Helped block for Titans' rushers to gain 229 yards on 45 carries. Extended the Titans' opening touchdown drive with an eight-yard catch to the Colts' 12-yard line on third-and-one in the first quarter.
- At Jacksonville (12/13), started at tight end and caught three passes for 34 yards with a touchdown. Helped open holes for Titans' rushers to gain 249 yards on the ground, including a 215-yard performance by Derrick Henry. Got open in the end zone for a five-yard touchdown catch and a 24-3 advantage early in the third quarter. Set up the Titans final touchdown with a 16-yard catch down to the Jaguars' one-yard line in the third stanza.
- At Houston (1/3), started at tight end and blocked for Derrick Henry to gain a franchise-record 250 rushing yards in the Titans' division-clinching victory and in the process become the eighth player in NFL history to eclipse 2,000 rushing yards in a season.
- Against Baltimore (1/10), started at tight end and caught one pass for five yards in his postseason debut.

2019 (6/2 - Jacksonville): Saw action in six games with two starts and caught 13 passes for 65 yards before being placed on injured reserve on Oct. 22, 2019.

- Against Kansas City (9/8), made four receptions for 17 yards.

2018 (9/9 - Dallas): Started nine games and tallied career-highs with 26 catches for 242 yards and one touchdown. Placed on injured reserve on Dec. 22, 2018.

- At Seattle (9/23), made a career-high five receptions for 47 yards.
- Against Detroit (9/30), caught three passes for 39 yards and his first career touchdown.
- At Houston (10/7), totaled a career-high 55 receiving yards on three catches, including a career-long 43-yard reception.

2017 (15/2 - Dallas): Played in 15 games and made two starts. Caught two passes for 25 yards.

2016 (9/6 - Dallas): Saw action in nine games with six starts and made six catches for 69 yards. Placed on injured reserve on Nov. 16, 2016.

- Against N.Y. Giants (9/11), caught one pass for 21 yards.
- At Washington (9/18), made two catches for 29 yards.

2015 (4/0 - Dallas): Appeared in four games and totaled one reception for no gain.

COLLEGE:

- In two seasons at Texas (2013-14), Swaim played in 26 games with 22 starts and totaled 13 catches for 84 yards and one touchdown. Transferred to Texas from Butte College (Calif.) where he played two seasons.
- As a senior (2014), started all 13 games for the Longhorns and totaled 10 receptions for 60 yards and one touchdown.
- As a junior (2013), played in all 13 games with nine starts at Texas and posted three catches for 14 yards. Earned honorable mention All-Big 12 recognition by the league's coaches.
- Transferred to Texas from Butte College (Calif.) where he helped Butte to back-to-back bowl wins and the 2012 Nor Cal Conference Championship.
- Majored in corporate communications at Texas.

PERSONAL:

- Attended Pleasant Valley (Calif.) High School where he earned an all-city selection and all-league honors at linebacker after totaling 124 tackles, six sacks and one interception as a senior.
- Also played basketball.
- Son of Casey and Kathy Swaim.
- Has three siblings.
- Born Geoff Swaim on Sept. 16, 1993 in Chico, Calif.

GEOFF SWAIM'S GAME-BY-GAME

2015 Dallas Cowboys				RECEIVING				
Date	Opp.	W/L	P/S	No	Yds	Avg	Lg	TD
Sept 13	NYG	W	IA					
Sept 20	@ Phi	W	p	1	0	0.0	0	0
Sept 27	Atl	L	IA					
Oct 4	@ NO	L	IA					
Oct 11	NE	L	S	0	0	-	0	0
Oct 25	@ NYG	L	IA					
Nov 1	Sea	L	IA					
Nov 8	Phi	L	IA					
Nov 15	@ TB	L	IA					
Nov 22	@ Mia	W	IA					
Nov 26	Car	L	IA					
Dec 7	@ Was	W	IA					
Dec 13	@ GB	L	IA					
Dec 19	NYJ	L	IA					
Dec 27	@ Buf	L	p	0	0	-	0	0
Jan 1	Was	L	p	0	0	-	0	0
Totals		4-12	4/1	1	0	-	0	0

2016 Dallas Cowboys				RECEIVING				
Date	Opp.	W/L	P/S	No	Yds	Avg	Lg	TD
Sept 11	NYG	L	S	1	21	21.0	21	0
Sept 18	@ Was	W	p	2	29	14.5	28	0
Sept 25	Chi	W	S	0	0	-	0	0
Oct 2	@ SF	W	p	0	0	-	0	0
Oct 9	Cin	W	S	0	0	-	0	0
Oct 16	@ GB	W	S	0	0	-	0	0
Oct 30	Phi	W	p	1	8	8.0	8	0
Nov 6	@ Cle	W	S	2	11	5.5	8	0
Nov 13	@ Pit	W	S	0	0	-	0	0
Placed on injured reserve on Nov. 16, 2016.								
Totals		8-1	9/6	6	69	11.5	28	0

2017 Dallas Cowboys				RECEIVING				
Date	Opp.	W/L	P/S	No	Yds	Avg	Lg	TD
Sept 10	NYG	W	p	0	0	-	0	0
Sept 17	@ Den	L	p	0	0	-	0	0
Sept 25	@ Ari	W	p	0	0	-	0	0
Oct 1	LAR	L	p	0	0	-	0	0
Oct 8	GB	L	p	0	0	-	0	0
Oct 22	@ SF	W	p	1	7	7.0	7	0
Oct 29	@ Was	W	p	1	18	18.0	18	0
Nov 5	KC	W	p	0	0	-	0	0
Nov 12	@ Atl	L	IA					
Nov 19	Phi	L	p	0	0	-	0	0
Nov 23	LAC	L	p	0	0	-	0	0
Nov 30	Was	W	p	0	0	-	0	0
Dec 10	@ NYG	W	p	0	0	-	0	0
Dec 17	@ Oak	W	S	0	0	-	0	0
Dec 24	Sea	L	p	0	0	-	0	0
Dec 31	@ Phi	W	S	0	0	-	0	0
Totals		9-7	15/2	2	25	12.5	18	0

2018 Dallas Cowboys				RECEIVING				
Date	Opp.	W/L	P/S	No	Yds	Avg	Lg	TD
Sept 9	@ Car	L		3	18	6.0	11	0
Sept 16	NYG	W		0	0	-	-	0
Sept 23	@ Sea	L		5	47	9.4	20	0
Sept 30	Det	W		3	39	13.0	31	1
Oct 7	@ Hou	L		3	55	18.3	43	0
Oct 14	Jax	W		2	21	10.5	1	0
Oct 21	@ Was	L		3	25	8.3	17	0
Nov 5	Ten	L	IA					
Nov 11	@ Phi	W		3	13	4.3	7	0
Nov 18	@ Atl	W		4	24	6.0	12	0
Placed on injured reserve on Dec. 22, 2016								
Totals		5-5	15/2	26	242	9.3	43	1

2019 Jacksonville Jaguars				RECEIVING				
Date	Opp.	W/L	P/S	No	Yds	Avg	Lg	TD
Sept 8	KC	L	p	4	17	4.3	5	0
Sept 15	@ Hou	L	p	3	14	4.7	9	0
Sept 19	Ten	W	p	1	8	8.0	8	0
Sept 29	@ Den	W	S	3	17	5.7	9	0
Oct 6	@ Car	L	p	1	4	4.0	4	0
Oct 13	NO	L	S	1	5	5.0	5	0
Oct 20	@ Cin	W	IA					
Placed on injured reserve on Oct. 22, 2019.								
Totals		3-4	6/2	13	65	5.0	9	0

2020 Tennessee Titans				RECEIVING				
Date	Opp.	W/L	P/S	No	Yds	Avg	Lg	TD
Sept 14	@ Den	W	IA					
Sept 20	Jax	W	IA					
Sept 27	@ Min	W	IA					
Oct 13	Buf	W	S	0	0	-	0	0
Oct 18	Hou	W	p	2	10	5.0	8	0
Oct 25	Pit	L	p	0	0	-	0	0
Nov 1	@ Cin	L	IA					
Nov 8	Chi	W	IA					
Nov 12	Ind	L	S	0	0	-	0	0
Nov 22	@ Bal	W	S	1	9	9.0	9	0
Nov 29	@ Ind	W	S	3	30	10.0	12	0
Dec 6	Cle	L	S	0	0	-	0	0
Dec 13	@ Jax	W	S	3	34	11.3	16	1
Dec 20	Det	W	IA					
Dec 27	@ GB	L	S	0	0	-	0	0
Jan 3	@ Hou	W	S	0	0	-	0	0
Totals		11-5	10/8	9	83	9.2	16	1
Playoffs								
Jan 10	Bal	L	S	1	5	5.0	5	0
Totals		0-1	1/1	1	5	5.0	5	0

2021 Tennessee Titans				RECEIVING				
Date	Opp.	W/L	P/S	No	Yds	Avg	Lg	TD
Sept 12	Ari	L	S	0	0	-	0	0
Sept 19	@ Sea	W	S	2	10	5.0	5	0
Sept 26	Ind	W	S	3	27	9.0	26	0
Oct 3	@ NYJ	L	S	0	0	-	0	0
Oct 10	@ Jax	W	S	0	0	-	0	0
Oct 18	Buf	W	S	1	8	8.0	8	0
Oct 24	KC	W	S	1	8	8.0	8	0
Oct 31	@ Ind	W	S	4	23	5.8	7	1
Nov 7	@ LAR	W	S	4	29	7.3	11	1
Nov 14	NO	W	S	4	26	6.5	16	0
Nov 21	Hou	L	IA					
Nov 28	@ NE	L	S	1	8	8.0	8	0
Dec 12	Jax	W	S	3	45	15.0	24	0
Dec 19	@ Pit	L	S	1	5	5.0	5	0
Dec 23	SF	W	S	3	10	3.3	6	0
Jan 2	Mia	W	S	3	9	3.0	5	1
Jan 9	@ Hou	W	S	1	2	2.0	2	0
Totals		12-5	16/16	31	210	6.8	26	3
Playoffs								
Jan 22	Cin	L	S	0	0	-	0	0
Totals		0-1	1/1	0	0	-	0	0

GEOFF SWAIM'S GAME-BY-GAME CONT.

2022 Tennessee Titans

Date	Opp.	W/L	P/S	RECEIVING				
				No	Yds	Avg	Lg	TD
Sept 11	NYG	L	S	3	19	6.3	9	0
Sept 19	@ Buf	L	S	0	0	-	0	0
Sept 25	LV	W	S	3	19	6.3	13	1
Oct 2	@ Ind	W	S	0	0	-	0	0
Oct 9	@ Was	W	S	1	5	5.0	5	0
Oct 23	Ind	W	p	0	0	-	0	0
Oct 30	@ Hou	W	S	0	0	-	0	0
Nov 6	@ KC	L	S	0	0	-	0	0
Nov 13	Den	W	S	0	0	-	0	0
Nov 17	@ GB							
Nov 27	Cin							

Dec 4	@	Phi														
Dec 11		Jax														
Dec 18	@	LAC														
Dec 24		Hou														
Dec 29		Dal														
Jan 7/8	@	Jax														
Totals										6-3	9/8	7	43	6.1	13	1

GEOFF SWAIM'S NFL STATISTICS

REGULAR SEASON

Year	Team	GP	GS	RECEIVING					RUSHING					
				No	Yds	Avg	Lg	TD	Att	Yds	Avg	Lg	TD	
2015	Dallas	4	1	1	0	0.0	0	0	0	0	0	-	0	0
2016	Dallas	9	6	6	69	11.5	28	0	0	0	0	-	0	0
2017	Dallas	15	2	2	25	12.5	18	0	0	0	0	-	0	0
2018	Dallas	9	9	26	242	9.3	43	1	0	0	0	-	0	0
2019	Jacksonville	6	2	13	65	5.0	9	0	0	0	0	-	0	0
2020	Tennessee	10	8	9	83	9.2	16	1	0	0	0	-	0	0
2021	Tennessee	16	16	31	210	6.8	26	3	0	0	0	-	0	0
2022	Tennessee	9	8	7	43	6.1	13	1	0	0	0	-	0	0
NFL Totals		78	52	95	737	7.8	43	6	0	0	0	-	0	0

PLAYOFFS

Year	Team	GP	GS	RECEIVING					RUSHING					
				No	Yds	Avg	Lg	TD	Att	Yds	Avg	Lg	TD	
2020	Tennessee	1	1	1	5	5.0	5	0	0	0	0	-	0	0
2021	Tennessee	1	1	0	0	-	0	0	0	0	0	-	0	0
NFL Totals		2	2	1	5	5.0	5	0	0	0	0	-	0	0

Single-Game Highs

Receptions - 5 at Seattle (9/23/18)
 Receiving Yards - 55 at Houston (10/7/18)
 Long Reception - 43 at Houston (10/7/18)
 Touchdowns - **1 (Six times, last vs. Las Vegas 9/25/22)**

Playoff Single-Game Highs

Receptions - 1 vs. Baltimore (1/10/21)
 Receiving Yards - 5 vs. Baltimore (1/10/21)
 Long Reception - 5 vs. Baltimore (1/10/21)

Additional Statistics

Special Teams Tackles - 1 (2020)
 Misc Tackles - 2 (2021)



17 RYAN TANNEHILL

QUARTERBACK • 6'4" • 217 LBS • COLLEGE: TEXAS A&M
ACQUIRED: TRADE (MIA) - 2019
NFL EXPERIENCE (NFL/TITANS): 11/4 • HOMETOWN: BIG SPRING, TEXAS
GAMES PLAYED/GAMES STARTED: 140/138 (PLAYOFFS: 5/5)



Pro Bowl: 2019



Captain: 2020, 2021

PRO: The Titans traded for Ryan Tannehill in the 2019 offseason, bringing an experienced, veteran leader to the team. He took control as the team's starting quarterback by midseason and subsequently led the Titans to the playoffs and an AFC championship game appearance. In the process, he set single-season franchise records and led the NFL with a 117.5 passer rating and a passing average of 9.6 yards per attempt. His play led to his first career Pro Bowl appearance. He was rewarded with a multi-year contract extension in March 2020. Tannehill excelled again in his second season with the club, registering a career-best 33 touchdown passes while leading the Titans to a second consecutive postseason appearance. In 2021, he passed for 3,734 yards while leading the club to the best record in the AFC and a third straight playoff berth. Tannehill spent his first seven seasons as a member of the Miami Dolphins after being selected in the first round of the 2012 NFL Draft. He started 88 games over six seasons in South Florida and accumulated 20,434 passing yards and 123 touchdown passes. The Texas A&M product has also shown mobility as a signal caller, having rushed for 1,931 career yards and 24 touchdowns through 2021.

CAREER HIGHLIGHTS:

- In 2021, Tannehill notched 3,734 passing yards, 21 passing touchdowns and seven rushing scores while leading the Titans to their second consecutive AFC South division title.
- In 2020, Tannehill finished fifth in the NFL with a 106.5 passer rating and tied for seventh in the NFL with a career-high 33 touchdown tosses. He passed for 3,819 yards and rushed for 266 yards with a career-high seven rushing touchdowns. In the process, he set a franchise record with 40 combined touchdowns in a season.
- In his first season in Tennessee, Tannehill led the Titans to a 9-4 combined record as a starter in the regular season and playoffs and won the NFL Comeback Player of the Year Award. He earned his first Pro Bowl invitation after leading the NFL in passer rating (117.5) and passing average (9.6 yards per attempt) and ranking third in completion percentage (70.3). He set club records in all three categories.
- He was named AFC Offensive Player of the Month for December 2019 after completing 90 of 132 passes for 1,322 yards with 12 touchdowns and two interceptions. His passer rating for the calendar month was 124.6, which led the AFC.
- Tannehill made his first career playoff appearance at the conclusion of the 2019 campaign and helped lead the Titans to a wild card win at New England and a divisional round victory at Baltimore.
- During his seven seasons (2012-18) in Miami, Tannehill passed for at least 3,000 yards four times and more than 4,000 yards twice. He totaled 16 career 300-yard passing games, which is the second-most in Dolphins history.
- Tannehill engineered 17 career fourth-quarter comebacks during the first eight seasons of his career.
- In 2015, Tannehill posted 4,208 passing yards with 24 touchdowns and set a then-NFL record with 25 consecutive completions. His 4,208 passing yards was the fifth-highest single-season total in Dolphins history and most by a Dolphins quarterback other than Dan Marino.
- In 2014, Tannehill passed for 4,045 yards with 27 touchdowns for a 92.8 passer rating. He registered a career-best 311 rushing yards with a touchdown. His 392 completions were the most in Dolphins history.

TITANS TIDBITS:

- Ryan founded the Tannehill's A.C.E.S. (Achieving Community Educations Success) program with wife, Lauren, which consisted of 17 sophomores from American Senior High School and is focused on awarding scholarships to the participating students who strive for good grades and took on an

active role in their community by hosting monthly events to reward the students and help them give back to the community.

- Ryan enjoys deep-sea fishing off the coast of South Florida in his free time.
- Ryan's father, Tim, played wide receiver at Texas Tech from 1985-87.

CAREER TRANSACTIONS:

- The Big Spring, Texas, native was originally selected by the Miami Dolphins in the first round (eighth overall) of the 2012 NFL Draft.
- Traded by the Dolphins to the Titans along with a 2019 sixth-round pick for a 2019 seventh-round draft pick and a 2020 fourth-round draft choice on March 15, 2019.

SEASON RECAPS:

2022 (7/7 - Tennessee): Ranks sixth in the AFC with a 93.0 passer rating. Has posted 49 career games with a 100.0 or better passer rating, including two in 2022 (vs. NYG, at IND). Posted his 200th career touchdown pass against N.Y. Giants (9/11/22). Set a single-game career high by completing 81 percent of his passes on 17 of 21 passing at Indianapolis (10/2/22).

- Against N.Y. Giants (9/11), completed 20 of 33 passes for 266 yards with two touchdowns for a 106.4 passer rating. Rushed twice for seven yards. By starting his 44th consecutive game with the club, he passed Steve McNair for the most consecutive starts in Titans/Oilers history by a quarterback. Found Dontrell Hilliard for a seven-yard touchdown to give the Titans an early 7-0 lead in the opening stanza. It was the 200th touchdown pass of his career, making him the 47th player in NFL history to reach the plateau. Extended the Titans' second scoring drive with a 31-yard pass to Hilliard on third-and-three in the second quarter. Kept the Titans' second touchdown drive alive with a five-yard toss to Kyle Philips on third-and-five in the third quarter. Gave the Titans a 20-13 lead with a 23-yard touchdown grab in the third quarter. Got the Titans in field goal range with a 21-yard pass to Philips along the sideline late in the fourth quarter.
- At Buffalo (9/19), connected on 11 of 20 passes for 117 yards with two interceptions. Rushed once for two yards.
- Against Las Vegas (9/25), completed 19 of 27 passes for 264 yards with a touchdown and an interception. Rushed four times for two yards with a score. Notched his 15th NFL game and his 13th game with the Titans in which he passed for at least one touchdown and rushed for at least one touchdown. Extended the Titans' opening touchdown drive with an 11-yard toss to Austin Hooper on third-and-10 early in the first quarter. Gave the Titans an early 7-0 lead with a two-yard touchdown pass to Geoff Swaim on third-and-one. Got the Titans' second touchdown drive going with a 41-yard bomb to Robert Woods on the final play of the opening stanza. Kept the Titans' third touchdown drive alive with a 10-yard strike to Nick Westbrook-Ikhine on third-and-three in the second quarter. Increased the Titans' lead to 21-10 with a one-yard touchdown plunge in the second quarter.
- At Indianapolis (10/2), set a single-game career high by completing 81 percent of his passes on 17 of 21 passing for 137 yards with two touchdowns for a 125.6 passer rating. Rushed five times for nine yards. Extended the Titans' open scoring drive with a nine-yard scramble on third-and-six in the first quarter. Gave the Titans an early 7-0 lead with a seven-yard touchdown pass to Robert Woods in the first quarter. Kept the Titans' second touchdown drive alive with a four-yard toss to Austin Hooper on third-and-three in the first quarter. Increased the Titans' lead to 24-3 with an eight-yard touchdown dart to Chig Okonkwo in the second quarter. Sealed the victory with a seven-yard toss to Okonkwo on third-and-four late in the fourth quarter allowing the Titans to run out the clock.

- At Washington (10/9), in his 50th game as a member of the Titans, completed 15 of 25 passes for 181 yards with a touchdown for a 95.6 passer rating. Gave the Titans a 7-0 lead with a 13-yard touchdown pass to Dontrell Hilliard in the opening quarter. Extended the Titans' second touchdown drive by eluding a sack and finding Hilliard for an eight-yard pass on third-and-five in the second stanza. Set up the Titans' game-winning touchdown with a 61-yard strike to Nick Westbrook-Ikhine to the Washington 12-yard line in the third quarter. Kept the Titans' game-winning touchdown drive alive with a seven-yard toss to Austin Hooper down to the Commanders' two-yard line on third-and-seven late in the third quarter.
- Against Indianapolis (10/23), completed 13 of 20 passes for 132 yards in his fifth consecutive victory over the Colts. Extended the Titans' opening scoring drive with a pair of third down conversions: an eight-yard scramble on third-and-one and a 13-yard strike to Robert Woods on third-and-seven in the first stanza. Kept the Titans' third scoring drive alive with two third-down conversions: a 14-yard pass to Austin Hooper on third-and-10 and a seven-yard pass to Woods on third-and-four in the third quarter. Converted a third-and-six with a 19-yard pass to Hooper during the Titans' final scoring drive in the fourth quarter.
- At Houston (10/30), was inactive ending his streak of 49 consecutive starts. It was the longest consecutive starting streak by a quarterback in franchise history.
- At Kansas City (11/6), was inactive.
- Against Denver (11/13), returned to the lineup and completed 19 of 36 passes for 255 yards with two touchdowns for a 94.1 passer rating. Rushed twice for 12 yards. With the victory, he set the record for the most wins by a Titans/Oilers starting quarterback in the first four seasons of a player's career with the organization. Extended the Titans' opening touchdown drive with a six-yard pass to Robert Woods on third-and-three late in the second quarter. Cut the Broncos' lead to 10-7 with a nine-yard touchdown strike to Nick Westbrook-Ikhine on third-and-goal with 12 seconds remaining in the first half. Gave the Titans a 14-10 advantage with a 63-yard touchdown toss to Nick Westbrook-Ikhine on a flea flicker in the third quarter. Extended the Titans' final scoring drive with a pair of third-down conversions in the fourth quarter: an eight-yard pass to Austin Hooper on third-and-five and a 41-yard connection to Chig Okonkwo on third-and-four.

2021 (17/17, 1/1 - Tennessee): Started all 17 games at quarterback and became the only quarterback other than Warren Moon (1989–1991) to record multiple seasons with at least 3,500 passing yards with the franchise. Finished the season with 3,734 yards, 21 touchdowns and 14 interceptions, completing 357 of his 531 passes (89.6 passer rating). His passing yardage total ranked fourth in franchise history. Posted 55 carries for 270 yards with a career-high-tying seven rushing touchdowns. Started the postseason contest and completed 15 of 24 passes for 220 yards with one touchdown and three interceptions. Rushed three times for 12 yards. Has engineered 26 career game-winning drives (including the playoffs), defined as when the team trailed or was tied in the fourth quarter or overtime, including four in 2021 (at SEA, vs. BUF, at IND, vs. SF). Has registered 24 career games with at least 300 passing yards, including two in 2021 (at SEA, vs. HOU). Has registered 14 career games with at least one passing touchdown and at least one rushing touchdown, including four in 2021 (vs. ARI, vs. KC, at LAR, vs. NO). Eclipsed 30,000 career passing yards, becoming the 51st player in NFL history to reach the mark at Pittsburgh (12/19/21). Named AFC Offensive Player of the Week after completing 23 of 32 passes for 287 yards with a career-high-tying four touchdowns for a season-best 138.9 passer rating at Houston (1/9/22).

- At Seattle (9/19), completed 27 of 40 passes for 347 yards for a 94.5 passer rating. Rushed four times for 27 yards. Recorded his 23rd career game-winning drive. It was his 10th game-winning drive since joining the Titans in 2019, which led all NFL quarterbacks during the past three seasons. Kickstarted the Titans' second scoring drive with a 51-yard bomb to Jones to the Seattle 25-yard line in the second stanza.
- Against Indianapolis (9/26), connected on 18 of 27 passes for 197 yards with three touchdowns and two interceptions for a 94.2 passer rating. Tied a career-high with 56 rushing yards on five carries. Gave the Titans an early 7-0 lead with a six-yard touchdown strike to Chester Rogers on third-and-goal. Found Nick Westbrook-Ikhine for an 18-yard touchdown pass and a 14-7 lead in the second quarter. Increased the Titans' advantage to 22-13 with a 10-yard touchdown toss to Jeremy McNichols on third-and-goal early in the fourth quarter.
- At Jacksonville (10/10), connected on 14 of 22 passes for 197 yards with

a touchdown pass for a 107.6 passer rating. Rushed three times for 21 yards. Increased the Titans' advantage to 21-13 with a 14-yard touchdown toss to MyCole Pruitt in the second quarter.

- Against Kansas City (10/24), completed 21 of 27 passes for 270 yards with a touchdown and an interception for a 105.2 passer rating. Rushed twice for six yards with a score. Registered his second game of 2021 and his 12th career game in which he had at least one passing touchdown and at least one rushing touchdown. Set up the Titans' second touchdown with a 46-yard bomb to A.J. Brown down the left sideline. Increased the Titans' lead to 14-0 with 24-yard touchdown strike to Brown on third-and-seven late in the first stanza. Gave the Titans a 24-0 advantage with a two-yard touchdown run in the second quarter.
- At Indianapolis (10/31), completed 23 of 33 passes for 265 yards with three touchdowns and two interceptions for a 98.7 passer rating. Registered his second game of 2021 with three (or more) touchdown passes and the 24th such performance of his career. Rushed twice for 26 yards. Cut the Colts' lead to 14-7 with a six-yard touchdown toss to Geoff Swaim on third-and-three in the second stanza. Evened the score at 14-14 with a 57-yard touchdown pass to A.J. Brown in the second quarter. Gave the Titans a 21-17 lead with a five-yard touchdown connection with Nick Westbrook-Ikhine on third-and-four in the third stanza.
- Against New Orleans (11/14), connected on 19 of 27 passes for 213 yards with a touchdown for a 105.9 passer rating. Posted a rushing touchdown. Posted a one-yard touchdown run on a quarterback sneak to give the Titans a 13-6 lead late in the first half. Found MyCole Pruitt for a two-yard touchdown toss and a 20-6 lead early in the third stanza.
- Against San Francisco (12/23), completed 22 of 29 passes for 209 yards with a touchdown for a 106.8 passer rating. Rushed three times for 22 yards. Credited with the 26th game-winning drive of his career, including a league-high 13 game-winning drives since joining the Titans in 2019. On third down, was 11 of 13 passing (84.6 percent) for 149 yards with a passer rating of 114.4. Converted a career-high nine third downs on passing attempts. Gave the Titans a 17-10 lead with an 18-yard touchdown strike to Brown early in the fourth quarter. Set up the game-winning field goal with a 23-yard scamper to the 49ers' 31-yard line late in the final quarter.
- Against Miami (1/2), completed 13 of 18 passes for 120 yards with two touchdowns for a 127.1 passer rating against his former team. He now has more regular season wins—29—than any other starting signal caller in franchise history over the player's first three years with the club. Gave the Titans a 7-0 lead with a one-yard touchdown toss to Geoff Swaim late in the first quarter. Found Anthony Firkser for a 15-yard touchdown and a 24-3 lead midway through the fourth quarter.
- At Houston (1/9), named AFC Offensive Player of the Week after completing 23 of 32 passes for 287 yards with a career-high-tying four touchdowns for a season-best 138.9 passer rating. Gave the Titans a 7-0 lead with a five-yard touchdown toss to Firkser on third-and-five in the second stanza. Increased the Titans lead to 14-0 with a 14-yard touchdown pass to A.J. Brown late in the second stanza. Found Nick Westbrook-Ikhine for a four-yard touchdown toss with 11 seconds remaining in the first half. Somehow eluded a sack and scrambled out of the pocket to find Westbrook-Ikhine for a 36-yard completion on third-and-five in the fourth quarter. Connected with Julio Jones for a three-yard touchdown and a 28-18 lead midway through the fourth stanza.
- Against Cincinnati (1/22), completed 15 of 24 passes for 220 yards with a touchdown and three interceptions. Set up a Titans' field goal with a 40-yard bomb to Brown down to the Bengals' 22-yard line in the third quarter. Evened the score at 16-16 with a 33-yard touchdown pass to Brown down the right sideline late in the third quarter. With his seventh career postseason touchdown pass with the Titans, he passed Steve McNair (six) for sole possession of second place on the franchise's postseason list.

2020 (16/16, 1/1 - Tennessee): Started all 16 games at quarterback and finished fifth in the NFL with a 106.5 passer rating and tied for seventh in the NFL with a career-high 33 touchdown passes. Completed 315 of 481 passes for 3,819 yards. Rushed 43 times for 266 yards and set a career-high with seven rushing touchdowns. Set a franchise record with 40 combined touchdowns (33 passing and seven rushing) in a season. With 3,819 passing yards in 2020, he moved into third place on the franchise single-season passing list. Started the postseason contest and completed 18 of 26 passes for 165 yards with a touchdown. Registered five games with three or more touchdown passes in 2020 (vs. JAX, vs. BUF, vs. HOU, vs. CLE, vs. DET). Became the third player in franchise history to pass for 30 touchdowns in a season. Set a franchise record with his fifth consecutive game with a passer rating of at least 100.0 (11/22-12/20),

breaking the record he established in 2019.

- Against Jacksonville (9/20), made his 100th career regular season start at quarterback and completed 18 of 24 passes for 239 yards with a career-high tying four touchdown passes for a 145.7 passer rating. Marked his second-highest career passer rating in a game with a minimum of 20 attempts. Gave the Titans an early 7-0 lead with a 13-yard touchdown pass to Smith early in the first stanza. Increased the lead to 14-0 with a nine-yard touchdown pass to Corey Davis in the first stanza. Found Smith for a four-yard touchdown connection on third-and-four late in the second quarter. Reached 150 career touchdown passes on his third touchdown pass of the day. Stood in the pocket and took a hit to deliver an 18-yard touchdown pass to Adam Humphries on third-and-nine late in the third quarter.
- Against Buffalo (10/13), started at quarterback and completed 21 of 28 passes for 195 yards with three touchdowns for a 129.3 passer rating. Rushed four times for 42 yards with a score on the ground. Recorded the second game of his career with at least three passing touchdowns and at least one rushing touchdown. Got the Titans on the board early in the first quarter with a 16-yard touchdown strike to A.J. Brown. Gave the Titans a 21-10 halftime lead with a 10-yard touchdown run with 16 seconds left in the second quarter. Extended the Titans' lead to 28-10 with a four-yard touchdown pass to Jonnu Smith late in the third quarter. Capped the scoring with a seven-yard touchdown toss to Smith to make the score 42-16 late in the final quarter.
- Against Houston (10/18), started at quarterback and completed 30 of 41 passes for 366 yards with four touchdowns and one interception for a passer rating of 122.6. His yardage total was the fifth-highest number of his career and his second-highest figure in a Titans uniform. Registered his 20th career game-winning drive and his seventh in a Titans uniform. It was his fourth game-winning drive of 2020. Completed his final 10 passes of the game in the fourth quarter and overtime. Gave the Titans a 7-0 lead with a seven-yard touchdown pass to Anthony Firkser in the opening stanza. Increased the Titans lead to 14-0 with a six-yard touchdown toss to A.J. Brown late in the opening quarter. Found Humphries down the left sideline for a 22-yard touchdown and a 21-7 lead. Increased the Titans' lead to 29-23 with a two-point conversion pass to Nick Westbrook-Ikhine in the back of the endzone in the fourth quarter. Sent the game to overtime with a seven-yard touchdown pass to Brown with four seconds left to play in regulation. Kickstarted the Titans' game-winning drive with a 53-yard catch-and-run pass to Derrick Henry down the right sideline in overtime.
- Against Pittsburgh (10/25), started at quarterback and completed 18 of 30 passes for 220 yards with two touchdowns for a 104.9 passer rating. Got the Titans on the scoreboard with a four-yard touchdown pass to Corey Davis on third-and-goal in the second quarter. Found A.J. Brown for a 73-yard catch-and-run touchdown in the third quarter.
- Against Chicago (11/8), started at quarterback and completed 10 of 21 passes for 158 yards with two touchdowns for a 104.9 passer rating. Reached the 25,000-yard career passing mark during the first quarter. Found A.J. Brown down the left sideline for a 40-yard touchdown strike and a 10-0 advantage in the second stanza. Increased the Titans lead to 24-3 with a two-yard touchdown toss to Jonnu Smith in the fourth quarter.
- At Baltimore (11/22), connected on 22 of 31 passes for 259 yards with two touchdowns and an interception for a 104.1 passer rating. Gave the Titans an early 7-0 lead with a one-yard touchdown toss to Jonnu Smith in the first quarter. Found A.J. Brown for a 14-yard touchdown on third-and-10 with 2:26 remaining in the fourth quarter. Made the Titans' lead 24-21 with a two-point conversion run.
- At Indianapolis (11/29), completed 13 of 22 passes for 221 yards with a touchdown for a 108.3 passer rating. Rushed twice for three yards with a rushing score. Extended the Titans' opening touchdown drive with an eight-yard pass to Geoff Swaim on third-and-one in the first quarter. Gave the Titans a 14-7 advantage by finding A.J. Brown over the middle for a 69-yard catch-and-run touchdown late in the opening stanza. Set up the Titans' fifth and final touchdown of the first half with a 37-yard strike to Corey Davis down to the Colts' one-yard line late in the second quarter. Extended the Titans' lead to 35-14 with a one-yard touchdown run on a zone read with 20 seconds remaining in the first half.
- Against Cleveland (12/6), completed 29 of 45 passes for 389 yards with three touchdowns and an interception for a 104.8 passer rating. Got the Titans on the scoreboard with a 17-yard touchdown toss to Corey Davis in the second stanza. Found MyCole Pruitt for a 22-yard touchdown pass early in the third quarter. Connected with Cameron Batson for an eight-yard touchdown pass with less than a minute remaining in the contest.
- At Jacksonville (12/13), completed 19 of 24 passes for 212 yards with two touchdowns for a 131.2 passer rating. On his first pass of the game,

- a 13-yard completion to tight end Geoff Swaim, he passed the 3,000-yard passing mark for the fifth time in his career and for the first time since 2015. Gave the Titans an early 7-0 lead with a 37-yard touchdown connection to A.J. Brown on a flea-flicker in the first quarter. Found Geoff Swaim for a five-yard touchdown toss and a 24-3 advantage early in the third quarter.
- Against Detroit (12/20), completed 21 of 27 passes for 273 yards with three touchdowns for a 145.8 passer rating. Rushed three times for 21 yards with two touchdowns on the ground. Registered the first game of his career with five combined passing and rushing touchdowns. His 145.8 passer rating was the second best of his career in a qualifying game (min. 20 attempts) and his best in a Titans uniform. Joined Michael Vick (Nov. 15, 2010) and Jack Kemp (Dec. 4, 1960) as the only players in NFL history with at least three passing touchdowns, at least two rushing touchdowns and a 145.8 or higher passer rating in a single game. Answered the Lions' opening touchdown in the first stanza with a 75-yard touchdown pass to Corey Davis on the first play from scrimmage following the Detroit score. Gave the Titans a 21-7 advantage with a 17-yard touchdown scamper in which he dove for the left pylon in the second quarter. Increased the Titans' lead to 32-18 with a three-yard touchdown run early in the fourth quarter. Found Brown for a two-yard touchdown pass and a 39-18 lead in the fourth quarter. Gave the Titans a 46-25 lead with a three-yard pass to Darrynton Evans late in the final stanza.
- At Houston (1/3), connected on 18 of 27 passes for 216 yards with a touchdown for a 103.3 passer rating in the Titans' division-clinching victory. Rushed seven times for 38 yards with two touchdowns on the ground. Increased the Titans lead to 17-6 with a four-yard touchdown toss to A.J. Brown in the second quarter. Gave the Titans a 31-15 lead with a five-yard touchdown scramble in the third quarter. Helped the Titans regain the lead at 38-35 with a five-yard touchdown run on a zone read in the fourth quarter. Set up the Titans' game-winning field goal with a 52-yard deep bomb to A.J. Brown down to the Texans' 23-yard line with 10 seconds remaining in the game.
- Against Baltimore (1/10), completed 18 of 26 passes for 165 yards with a touchdown and an interception. Rushed twice for six yards. Gave the Titans an early 7-0 lead with a 10-yard touchdown pass to A.J. Brown in the opening quarter.

2019 (12/10, 3/3 - Tennessee): Named to his first career Pro Bowl. Named the NFL's Comeback Player of the Year. Played in 12 games with 10 starts at quarterback and led the NFL with a 117.5 passer rating and ranked third in the NFL with a 70.3 completion percentage. Established the fourth-highest single-season passer rating in NFL history. Completed 201 of 286 passes for 2,742 yards with 22 touchdowns and six interceptions. Became the third qualifying passer in NFL history to have a season with at least a 70.0 completion percentage and an average of at least 9.0 yards per attempt, joining Sammy Baugh and Joe Montana. Established new franchise single-season records for completion percentage (70.7) and yards per attempt (9.6). Rushed 43 times for 185 yards with four rushing touchdowns. Did not play in four games. Started all three postseason contests and connected on 36 of 60 passes for 369 yards with five touchdowns and an interception for a 98.5 passer rating. Rushed 13 times for 35 yards with a rushing score. Named the AFC Offensive Player of the Month for December, after completing 90 of 132 passes for 1,322 yards with 12 touchdowns and two interceptions. His passer rating for the calendar month was 124.6, which led the AFC.

- At Denver (10/13), entered the game in the third quarter and completed 13 of 16 passes for 144 yards with an interception. Rushed once for six yards.
- Against L.A. Chargers (10/20), started at quarterback and completed 23 of 29 passes for 312 yards with two touchdowns and an interception for a 120.1 passer rating. Rushed five times for seven yards. Set a new career-high by completing 79.3 percent of his passes. Evened the score at 10-10 with an eight-yard touchdown strike to Corey Davis late in the second quarter. Gave the Titans a 16-10 lead with a five-yard touchdown pass to Tajaé Sharpe in the back of the end zone on third-and-goal early in the fourth quarter.
- Against Tampa Bay (10/27), connected on 21 of 33 passes for 193 yards with three touchdowns for a 109.8 passer rating. Gave the Titans a 7-3 lead with a five-yard touchdown strike to Jonnu Smith in the first quarter. Increased the Titans lead to 14-3 with a six-yard touchdown pass to Tajaé Sharpe on third-and-goal late in the first stanza. Gave the Titans a 27-23 lead with an eight-yard touchdown strike to A.J. Brown on third-and-eight midway through the fourth quarter.
- At Carolina (11/3), completed 27 of 39 passes for 331 yards with a touchdown and two interceptions. Rushed four times for 38 yards with

a score. Found Derrick Henry for a 23-yard touchdown reception on a screen in the fourth quarter. Cut the Panthers' lead to 30-20 with a 10-yard touchdown run with less than three minutes remaining in the game.

- Against Kansas City (11/10), completed 13 of 19 passes for 181 yards with two touchdowns for a 133.9 passer rating. Rushed three times for 37 yards. Added a two-point conversion rushing score. Found Anthony Firkser for a nine-yard touchdown pass in the second quarter. Gave the Titans the lead by finding Adam Humphries for a 23-yard touchdown strike with 23 seconds remaining in the fourth quarter. Increased the lead to 35-32 with an extra effort, two-point conversion run.

- Against Jacksonville (11/24), completed 14 of 18 passes for 259 yards with two touchdowns for a 155.8 passer rating. Rushed seven times for 40 yards with a career-best two rushing scores. Gave the Titans a 7-0 lead with a 21-yard touchdown run on a bootleg in the second stanza. Increased the Titans lead to 35-3 with a 65-yard touchdown strike to Brown in the third stanza. Collected his career-best second rushing touchdown with a three-yard score on third-and-one in the fourth quarter.

- At Indianapolis (12/1), completed 17 of 22 passes for 182 yards with two touchdowns for a 131.2 passer rating. Evened the score at 7-7 with a 13-yard touchdown pass to Adam Humphries on third-and-eight in the opening stanza. Sealed the victory with a 40-yard touchdown strike to Kalif Raymond on third-and-six late in the fourth quarter.

- At Oakland (12/8), named AFC Offensive Player of the Week after completing 21 of 27 passes for 391 yards with three touchdowns and an interception for a 140.4 passer rating. His passer rating of 140.4 was the second-best single-game mark of his career in a contest in which he attempted at least 20 passes. Gave the Titans a 14-7 advantage with a career-long 91-yard touchdown bomb to A.J. Brown early in the second quarter. Gave the Titans a 21-14 lead with a 16-yard touchdown pass to Brown on third-and-13 in the second quarter. Found Jonnu Smith in the back of the end zone for a 17-yard touchdown and a 35-21 lead early in the fourth quarter.

- Against Houston (12/15), completed 22 of 36 passes for 279 yards with two touchdowns and an interception. Rushed three times for 10 yards with a score. Connected with A.J. Brown for a 60-yard reception down the right sideline in the opening quarter. Cut the Texans' lead to 14-7 with a one-yard touchdown run on fourth-and-goal in the third quarter. Evened the score at 14-14 with a five-yard touchdown strike to Brown early in the fourth quarter. Found Dion Lewis for an 11-yard touchdown toss late in the final stanza.

- Against New Orleans (12/22), completed 17 of 27 passes for 272 yards with three touchdowns for a 133.6 passer rating. Gave the Titans a 7-0 lead with a 41-yard touchdown strike to Jonnu Smith in the first quarter. Cut the Saints lead to 24-21 with a 36-yard touchdown pass to Tajaé Sharpe on third-and-one in the third quarter. Found Sharpe in the back of the end zone for a seven-yard touchdown on third-and-two midway through the fourth quarter.

- At Houston (12/29), started at quarterback in his 100th career game and completed 13 of 20 passes for 198 yards with two touchdowns for a 130.8 passer rating. Registered his seventh consecutive game with at least two touchdown passes, the best streak of his career. Evened the score at 7-7 with a 51-yard touchdown toss to A.J. Brown on third-and-five in the opening quarter. Gave the Titans a 14-7 lead with a one-yard touchdown pass to MyCole Pruitt early in the second quarter. Set up the Titans' fourth touchdown with a 47-yard bomb to Brown down to the Houston one-yard line early in the fourth quarter.

- At New England (1/4), started at quarterback in his postseason debut and completed eight of 15 passes for 72 yards with a touchdown and an interception. Gave the Titans a 7-3 lead with a 12-yard touchdown strike to Anthony Firkser on third-and-10 in the first quarter. Converted a key third-and-eight with an 11-yard toss to Firkser along the sideline allowing the offense to run more clock late in the fourth quarter.

- At Baltimore (1/11), connected on seven of 14 passes for 88 yards with two touchdowns for a 109.5 passer rating. Rushed six times for 13 yards with a score. Gave the Titans a 7-0 lead with a 12-yard touchdown connection to Jonnu Smith in the corner of the end zone on third-and-12 in the first quarter. Increased the Titans lead to 14-0 with a 45-yard touchdown bomb to Kalif Raymond early in the second quarter. Found the end zone for a one-yard touchdown run on an option play in the third stanza.

- At Kansas City (1/19), started at quarterback and completed 21 of 31 passes for 209 yards with two touchdowns for a 108.1 passer rating. Kickstarted the Titans' first scoring drive with a 37-yard connection to A.J. Brown on the second play from scrimmage. Increased the Titans lead to 17-7 with a one-yard touchdown toss to Dennis Kelly in the second stanza.

Cut the Chiefs' lead to 35-24 with a 22-yard scoring connection to Anthony Firkser in the final quarter.

2018 (10/10 - Miami): Started 10 games and completed 158 of 243 passes for 1,832 yards with 17 touchdowns. Tallied 30 carries for 136 yards. Was inactive for five games. Served as a season-long team captain.

- Against Tennessee (9/9), connected on 20 of 28 passes for 230 yards with two touchdowns. Completed a 75-yard pass to Kenny Stills in the fourth quarter to give Miami a 24-10 lead. It was the second-longest completion of his career.

- Against Oakland (9/23), completed 17 of 23 passes for 289 yards with three touchdowns for a 155.3 passer rating.

- Against New England (12/2), completed 14 of 19 passes for 265 yards with three touchdowns for a 155.2 passer rating. Eclipsed 20,000 career passing yards, becoming the third quarterback in Dolphins history to accomplish the feat. Led his 14th career fourth quarter comeback, connecting on a 69-yard pass that was double-lateraled to Kenyan Drake for a game-winning touchdown on the final play of the game known as "The Miami Miracle."

2017 (0/0 - Miami): Missed the entire season after being placed on injured reserve on Aug. 12.

2016 (13/13 - Miami): Started 13 games and completed 261 of 389 passes for 2,995 yards with 19 touchdowns. Produced 39 carries for 164 yards with a touchdown. Was inactive for three games. His 67.1 completion percentage was the second-highest single-season completion percentage in franchise history.

- Against Buffalo (10/23), made good on 15 of 25 passes for 204 yards with a touchdown. Completed a 66-yard touchdown pass to Kenny Stills with 2:24 left to give Miami a two-score lead.

- At Los Angeles Rams (11/20), completed 24 of 34 passes for 172 yards with two touchdowns. Registered two carries for 19 yards. Hit DeVante Parker for a nine-yard touchdown pass to give Miami the lead with 36 seconds left. Marked the 13th come-from-behind win of his career. In Miami's final two drives, completed 12 of 13 passes for 115 yards and two scores. Became the franchise's all-time leading rusher as a quarterback, surpassing Hall of Fame quarterback Bob Griese (994).

- Against San Francisco (11/27), connected on 20 of 30 passes for 285 yards with three touchdowns for a 130.6 passer rating.

- At Pittsburgh (1/8), was inactive for the Wild Card matchup.

2015 (16/16 - Miami): Started all 16 games and completed 363 of 586 passes for 4,208 yards with 24 touchdowns. Set a then NFL record with 25 consecutive completions on Oct. 18 (at Tennessee) and Oct. 25 (vs. Houston). His 4,208 passing yards was the fifth-highest single-season total in team history and most by a Dolphins quarterback other than Dan Marino. His 24 touchdown passes marked the third straight season he passed for 20 or more touchdowns, joining Marino as the only Dolphins quarterback to accomplish the feat.

- At Jacksonville (9/20), connected on 30 of 44 passes for 359 yards with two touchdowns for a 108.0 passer rating.

- Against Buffalo (9/27), completed 26 of 49 passes for 297 yards and two touchdowns. Set a team record with 160 consecutive passes without an interception, breaking Dan Marino's mark.

- Against Houston (10/25), named AFC Offensive Player of the Week and FedEx Air NFL Player of the Week by completing 18 of 19 passes for 282 yards with four touchdowns for a perfect 158.3 passer rating. His 94.7 completion percentage was a single-game team record. Became the first NFL quarterback since Randall Cunningham in 1998 to complete three 50-yard touchdown passes in the first half of a game.

2014 (16/16 - Miami): Started all 16 games and completed 392 of 590 passes for 4,045 yards with 27 touchdowns for a 92.8 passer rating. Registered 56 carries for 311 yards with a touchdown. His 392 completions were the most in team history and his 590 pass attempts were the fourth-most in team history. Completed 70 percent of passes in five consecutive games (Nov. 2 to Dec. 1), setting a team record. His 27 touchdown passes were the sixth-most in team history and the most by anyone other than Dan Marino.

- Against San Diego (11/2), connected on 24 of 34 passes for 288 yards with three touchdowns for a season-high 125.6 passer rating.

- At N.Y. Jets (12/1), completed 25 of 35 passes for 235 yards. Engineered a game-winning drive that led to a 26-yard field goal with 1:57 left to give Miami the 16-13 victory.

- Against Minnesota (12/21), connected on 35 of 47 passes for 396 yards with four touchdowns for a 118.8 passer rating. His 396 passing yards marked the eighth 300-yard game of his career, moving him into second place in team history in the category.

2013 (16/16 - Miami): Started all 16 games and completed 355 of 588 passes for 3,913 yards with 24 touchdowns for an 81.7 passer rating. Tallied 40 carries for 238 yards with a touchdown.

- At Atlanta (9/22), completed 24 of 35 passes for 236 yards with two touchdowns. Led the team on a 13-play, 75-yard drive that culminated in a one-yard touchdown pass to Dion Sims with 38 seconds left to win the game. Completed nine of 12 passes for 69 yards with a touchdown on the game-winning drive.
- At N.Y. Jets (12/1), connected on 28 of 43 passes for 331 yards with two touchdowns. Marked his second consecutive 300-yard passing game, the first back-to-back 300-yard games of his career.
- Against New England (12/15), completed 25 of 37 passes for 312 yards with three touchdowns for a 120.6 passer rating. It was his second straight three plus touchdown performance as he became the first Dolphins quarterback since Dan Marino in 1994 to accomplish the feat. Led the team on a nine-play, 60-yard drive capped off by a 14-yard touchdown pass to Marcus Thigpen with 1:15 left to win the game.

2012 (16/16 - Miami): Started all 16 games as a rookie and completed 282 of 484 passes for 3,294 yards with 12 touchdowns for a 76.1 passer rating. Carried the ball 49 times for 211 yards and two touchdowns. Set franchise rookie records in completions (282), attempts (484) and passing yards (3,294). His 58.3 completion percentage was second-best among rookies in team history.

- At Houston (9/9), made his NFL debut and his first NFL start and completed 20 of 36 passes for 219 yards. Became the first rookie quarterback in team history to start a season opener.
- Against Oakland (9/16), collected his first win by completing 18 of 30 passes for 200 yards and a touchdown. Scored his first NFL rushing touchdown with a two-yard run in the first quarter. Threw his first NFL touchdown with a 14-yard pass to Anthony Fasano in the fourth quarter.
- At Arizona (9/30), connected on 26 of 41 passes for 431 yards with a touchdown. His 26 completions were the most in team history by a rookie and his 431 passing yards was the third-highest single-game total by a rookie in NFL history, the most by a rookie in Dolphins history and tied for the sixth-most in any game in team history.

COLLEGE:

- Was a four-year letterman (2008-11) and two-year starter as a quarterback and wide receiver at Texas A&M.
- Played in 50 games with 25 starts and completed 484 of 774 passes for 5,450 yards with 42 touchdowns. Hauled in 112 receptions for 1,596 yards with 10 touchdowns. Rushed 115 times for 369 yards with five touchdowns.
- Started 19 games at quarterback and six contests at wide receiver, while playing both quarterback and wide receiver in five games.

- As a senior (2011), started all 13 games and completed 327 of 531 passes for 3,744 yards and 29 touchdowns. Notched 58 carries for 306 yards and four touchdowns.

- In his final collegiate campaign, was named honorable mention All-American, a finalist for the Johnny Unitas Golden Arm Award (nation's top quarterback), a semifinalist for the Davey O'Brien Award (nation's top quarterback) and a finalist for the William V. Campbell Trophy (nation's best scholar-athlete).

- As a junior (2010), played in all 13 games with six starts at quarterback and connected on 152 of 234 passes for 1,638 yards and 13 touchdowns. As a wide receiver registered 11 receptions for 143 yards with a touchdown. Rushed 51 times for 76 yards and a score. Saw action at wide receiver for the first seven games of the season. Took over starting quarterback duties for the final six games and posted a 5-1 record.

- As a sophomore (2009), played in all 13 games and was named honorable mention All-Big 12. Collected 46 receptions for 609 yards and four touchdowns. Completed four of eight passes for 60 yards. Notched four carries for minus five yards.

- As a redshirt freshman (2008), played in 11 games with six starts at wide receiver. Battled for the starting quarterback spot in camp but moved to receiver at the start of the season. Tallied 55 receptions for 844 yards with five touchdowns. Completed his only pass for eight yards. Notched two carries for minus eight yards. His 55 receptions, 844 receiving yards and five receiving touchdowns were school freshman records. Received honorable mention Freshman All-American honors and was voted school's offensive MVP by his teammates.

- Redshirted in 2007.
- Majored in biology at Texas A&M.

PERSONAL:

- Married to Lauren and the couple has two children.
- Attended Big Spring (Texas) High School and played defensive back, punter, wide receiver and quarterback.
- As a senior (2006), passed for 1,258 yards and rushed for 617 yards. Hauled in three receptions for 62 yards. Posted a 39.2-yard punt return average. Received first-team All-CIF honors.
- As a junior (2005), notched 62 receptions for 1,500 yards and 17 touchdowns.
- Also lettered in basketball, baseball, golf and track and field.
- Follow Tannehill on Twitter at @ryantannehill1.
- Follow Tannehill on Instagram at @rtannehill17.
- Born Ryan Timothy Tannehill on July 27, 1988 in Lubbock, Texas.

RYAN TANNEHILL'S GAME-BY-GAME

2012 Miami Dolphins		PASSING													RUSHING					COMBINED RUSH + PASS	
Date	Opp	W/L	P/S	Att	Cmp	Pct	Yds	Yds/Att	TD	Int	Lg	Sk	Lst	Rating	Att	Yds	Avg	Lg	TD	Yards	Touchdowns
Sept 9	@ Hou	L	S	36	20	55.6	219	6.1	0	3	34	2	20	39.0	3	-4	-1.3	0	0	215	
Sept 16	Oak	W	S	30	18	60.0	200	6.7	1	0	25	1	11	91.0	3	14	4.7	13	1	214	2r, 14
Sept 23	NYJ	L	S	36	16	44.4	196	5.4	0	1	41	0	0	50.2	3	3	1.0	5	0	199	
Sept 30	@ Ari	L	S	41	26	63.4	431	10.5	1	2	80t	4	37	86.5	1	0	0.0	0	0	431	80
Oct 7	@ Cin	W	S	26	17	65.4	223	8.6	0	0	30	2	12	92.3	4	-4	-1.0	-1	0	219	
Oct 14	StL	W	S	29	21	72.4	185	6.4	2	0	29t	3	29	112.0	4	16	4.0	10	0	201	29, 1
Oct 28	@ NYJ	W	S	5	2	40.0	18	3.6	0	0	12	1	9	50.4	0	0	0.0	-	0	18	
Nov 4	@ Ind	L	S	38	22	57.9	290	7.6	1	0	35	2	9	90.9	1	-1	-1.0	-1	0	289	31
Nov 11	Ten	L	S	39	23	59.0	217	5.6	0	3	17	1	8	42.4	1	-1	-1.0	-1	0	216	
Nov 15	@ Buf	L	S	28	14	50.0	141	5.0	1	2	19	3	17	46.9	1	7	7.0	7	0	148	2
Nov 25	Sea	W	S	26	18	69.2	253	9.7	1	1	39	1	7	97.1	4	33	8.3	19	0	286	29
Dec 2	NE	L	S	29	13	44.8	186	6.4	0	0	28	3	10	66.2	5	19	3.8	9	1	205	2r
Dec 9	@ SF	L	S	33	17	51.5	150	4.5	1	0	28	2	17	74.1	3	25	8.3	20	0	175	3
Dec 16	Jax	W	S	28	22	78.6	220	7.9	2	0	37	1	11	123.2	8	52	6.5	30	0	272	4, 2
Dec 23	Buf	W	S	25	13	52.0	130	5.2	2	0	30	2	11	93.8	6	44	7.3	31	0	174	17, 12
Dec 30	@ NE	L	S	35	20	57.1	235	6.7	0	1	22	7	26	65.8	2	8	4.0	8	0	243	
Totals		7-9	16/16	484	282	58.3	3,294	6.8	12	13	80t	35	234	76.1	49	211	4.3	31	2	3,505	

RYAN TANNEHILL'S GAME-BY-GAME CONT.

2013 Miami Dolphins					PASSING										RUSHING					COMBINED RUSH + PASS	
Date	Opp	W/L	P/S	Att	Cmp	Pct	Yds	Yds/Att	TD	Int	Lg	Sk	Lst	Rating	Att	Yds	Avg	Lg	TD	Yards	Touchdowns
Sept 8	@ Cle	W	S	38	24	63.2	272	7.2	1	1	34t	4	17	82.3	5	3	0.6	3	0	275	34
Sept 15	@ Ind	W	S	34	23	67.6	319	9.4	1	0	67	5	22	107.4	4	1	0.3	2	0	320	18
Sept 22	Atl	W	S	35	24	68.6	236	6.7	2	1	21	5	41	94.5	2	7	3.5	8	0	243	18, 1
Sept 30	@ NO	L	S	35	22	62.9	249	7.1	1	3	50	4	33	57.9	4	48	12.0	26	0	297	3
Oct 6	Bal	L	S	40	21	52.5	307	7.7	1	0	49	6	35	86.1	2	6	3.0	6	0	313	9
Oct 20	Buf	L	S	37	19	51.4	194	5.2	3	2	46	2	21	71.2	3	5	1.7	3	0	199	7, 13, 4
Oct 27	@ NE	L	S	42	22	52.4	192	4.6	2	2	25	6	47	60.8	1	12	12.0	12	0	204	4, 5
Oct 31	Cin	W	S	28	20	71.4	208	7.4	0	0	40	3	20	92.6	1	1	1.0	1	1	209	1r
Nov 11	@ TB	L	S	42	27	64.3	229	5.5	2	1	19t	2	18	84.3	1	2	2.0	2	0	231	6, 19
Nov 17	SD	W	S	35	22	62.9	268	7.7	1	1	39t	4	29	84.0	4	21	5.3	10	0	289	39
Nov 24	Car	L	S	42	28	66.7	310	7.4	1	1	57	3	30	86.4	4	36	9.0	19	0	346	53
Dec 1	@ NYJ	W	S	43	28	65.1	331	7.7	2	1	31t	1	3	94.2	3	22	7.3	18	0	353	31, 28
Dec 8	@ Pit	W	S	33	20	60.6	200	6.1	3	1	40	2	14	95.5	3	56	18.7	48	0	256	6, 4, 12
Dec 15	NE	W	S	37	25	67.6	312	8.4	3	0	39t	4	23	120.6	1	-1	-1.0	-1	0	311	39, 2, 14
Dec 22	@ Buf	L	S	27	10	37.0	82	3.0	0	0	13	7	46	45.6	0	0	0.0	-	0	82	
Dec 29	NYJ	L	S	40	20	50.0	204	5.1	1	3	25	0	0	42.1	2	19	9.5	20	0	223	5
Totals		8-8	16/16	588	355	60.4	3,913	6.7	24	17	67	58	399	81.7	40	238	6.0	48	1	4,151	

2014 Miami Dolphins					PASSING										RUSHING					COMBINED RUSH + PASS	
Date	Opp	W/L	P/S	Att	Cmp	Pct	Yds	Yds/Att	TD	Int	Lg	Sk	Lst	Rating	Att	Yds	Avg	Lg	TD	Yards	Touchdowns
Sept 7	NE	W	S	32	18	56.3	178	5.6	2	1	24	1	9	79.9	3	-2	-0.7	0	0	176	4, 14
Sept 14	@ Buf	L	S	49	31	63.3	241	4.9	1	1	18	4	31	73.6	4	11	2.8	6	0	252	7
Sept 21	KC	L	S	43	21	48.8	205	4.8	1	0	30	4	14	70.4	1	9	9.0	9	0	214	1
Sept 28	@ Oak	W	S	31	23	74.2	278	9.0	2	1	35	0	0	109.3	5	35	7.0	18	0	313	13, 18
Oct 12	GB	L	S	31	20	64.5	244	7.9	2	2	25	1	7	83.3	3	49	16.3	40	0	293	11, 5
Oct 19	@ Chi	W	S	32	25	78.1	277	8.7	2	0	26	4	21	123.6	6	48	8.0	30	0	325	13, 10
Oct 26	@ Jax	W	S	29	16	55.2	196	6.8	1	1	50	3	18	73.3	5	48	9.6	30	0	244	3
Nov 2	SD	W	S	34	24	70.6	288	8.5	3	0	38	0	0	125.6	4	47	11.8	22	0	335	6, 21, 14
Nov 9	@ Det	L	S	38	27	71.1	207	5.4	1	1	20	3	29	81.8	2	0	0.0	3	0	207	3
Nov 13	Buf	W	S	34	26	76.5	240	7.1	2	0	32	5	35	114.8	4	16	4.0	15	0	256	7, 8
Nov 23	@ Den	L	S	36	26	72.2	228	6.3	3	1	21	1	12	104.9	4	15	3.8	8	1	243	1r, 10, 5, 1
Dec 1	@ NYJ	W	S	35	25	71.4	235	6.7	0	1	25	2	18	77.7	4	13	3.3	10	0	248	
Dec 7	Bal	L	S	33	23	69.7	227	6.9	1	0	27	6	41	98.9	2	6	3.0	7	0	233	3
Dec 14	@ NE	L	S	47	29	61.7	346	7.4	1	2	50	4	38	73.5	3	21	7.0	15	0	367	32
Dec 21	Min	W	S	47	35	74.5	396	8.4	4	1	41	1	13	118.8	6	-5	-0.8	5	0	391	14, 16, 7, 3
Dec 28	NYJ	L	S	39	23	59.0	259	6.6	1	0	33	7	51	87.4	0	0	0.0	-	0	259	23
Totals		8-8	16/16	590	392	66.4	4,045	6.9	27	12	50	46	337	92.8	56	311	5.6	40	1	4,356	

2015 Miami Dolphins					PASSING										RUSHING					COMBINED RUSH + PASS	
Date	Opp	W/L	P/S	Att	Cmp	Pct	Yds	Yds/Att	TD	Int	Lg	Sk	Lst	Rating	Att	Yds	Avg	Lg	TD	Yards	Touchdowns
Sept 13	@ Was	W	S	34	22	64.7	226	6.6	1	0	27	3	44	93.5	3	7	2.3	5	0	233	3
Sept 20	@ Jax	L	S	44	30	68.2	359	8.2	2	0	48	2	15	108.0	3	17	5.7	9	0	376	10, 5
Sept 27	Buf	L	S	49	26	53.1	297	6.1	2	3	46t	2	8	59.7	1	-1	-1.0	-1	0	296	21, 46
Oct 4	NYJ	L	S	44	19	43.2	198	4.5	2	2	42	3	31	53.0	1	4	4.0	4	0	202	8, 10
Oct 18	@ Ten	W	S	29	22	75.9	266	9.2	2	2	38	2	12	97.8	2	14	7.0	10	0	280	2, 12
Oct 25	Hou	W	S	19	18	94.7	282	14.8	4	0	54t	4	41	158.3	1	3	3.0	3	0	285	53, 50, 10, 54
Oct 29	@ NE	L	S	44	28	63.6	300	6.8	0	2	29	5	45	64.6	2	-1	-0.5	0	0	299	
Nov 8	@ Buf	L	S	35	26	74.3	307	8.8	0	0	46	2	27	100.5	2	3	1.5	3	0	310	
Nov 15	@ Phi	W	S	36	21	58.3	217	6.0	2	0	43	4	27	94.3	2	-2	-1.0	-1	0	215	13, 4
Nov 22	Dal	L	S	24	13	54.2	188	7.8	2	1	47	3	48	90.3	3	13	4.3	7	0	201	12, 29
Nov 29	@ NYJ	L	S	58	33	56.9	351	6.1	3	1	40	3	30	84.8	0	0	0.0	-	0	351	5, 5, 33
Dec 6	Bal	W	S	19	9	47.4	86	4.5	1	0	38t	1	4	78.0	1	11	11.0	11	0	97	38
Dec 14	NYG	L	S	41	25	61.0	236	5.8	1	0	47t	1	1	85.0	4	24	6.0	12	0	260	47
Dec 20	@ SD	L	S	34	20	58.8	216	6.4	0	0	35	3	29	77.6	3	4	1.3	2	1	220	1r
Dec 27	Ind	L	S	38	26	68.4	329	8.7	0	1	49	6	50	84.2	1	28	28.0	28	0	357	
Jan 3	NE	W	S	38	25	65.8	350	9.2	2	0	46	1	8	112.8	3	17	5.7	19	0	367	15, 2
Totals		6-10	16/16	586	363	61.9	4,208	7.2	24	12	54t	45	420	88.7	32	141	4.4	28	1	4,349	

RYAN TANNEHILL'S GAME-BY-GAME CONT.

2016 Miami Dolphins				PASSING										RUSHING					COMBINED RUSH + PASS			
Date	Opp	W/L	P/S	Att	Cmp	Pct	Yds	Yds/Att	TD	Int	Lg	Sk	Lst	Rating	Att	Yds	Avg	Lg	TD	Yards	Touchdowns	
Sept 11	Sea	L	S	29	16	55.2	186	6.4	0	0	50	5	36	74.8	5	17	3.4	11	1	203	2r	
Sept 18	NE	L	S	45	32	71.1	387	8.6	2	2	33	0	0	93.5	6	35	5.8	17	0	422	24, 12	
Sept 25	Cle	W	S	39	25	64.1	319	8.2	3	2	42t	1	8	93.9	1	2	2.0	2	0	321	26, 42, 10	
Sept 29	Cin	L	S	25	15	60.0	189	7.6	1	1	74t	5	29	80.3	0	0	0.0	-	0	189	74	
Oct 9	Ten	L	S	18	12	66.7	191	10.6	0	2	58	6	42	62.3	0	0	0.0	-	0	191		
Oct 16	Pit	W	S	32	24	75.0	252	7.9	0	0	53	0	0	97.4	2	3	1.5	4	0	255		
Oct 23	Buf	W	S	25	15	60.0	204	8.2	1	0	66t	1	6	99.4	6	21	3.5	13	0	225	66	
Nov 6	NYJ	W	S	28	17	60.7	149	5.3	1	0	24	1	12	86.8	2	-3	-1.5	-1	0	146	1	
Nov 13	SD	W	S	24	17	70.8	240	10.0	2	0	56	1	9	130.6	3	16	5.3	18	0	256	39, 18	
Nov 20	LAR	W	S	34	24	70.6	172	5.1	2	1	15	4	30	89.3	2	19	9.5	10	0	191	10, 9	
Nov 27	SF	W	S	30	20	66.7	285	9.5	3	0	46	2	22	130.6	6	34	5.7	17	0	319	16, 43, 15	
Dec 4	Bal	L	S	40	29	72.5	226	5.7	1	3	26	2	11	63.1	1	0	0.0	0	0	226	8	
Dec 11	Ari	W	S	20	15	75.0	195	9.8	3	1	71	1	11	124.0	5	20	4.0	12	0	215	28, 7, 3	
Dec 17	@ NYJ	W	IA																			
Dec 24	@ Buf	W	IA																			
Jan 1	NE	L	IA																			
Totals		10-6	13/13	389	261	67.1	2,995	7.7	19	12	74t	29	216	93.5	39	164	4.2	18	1	3,159		
Playoffs																						
Jan 8	@ Pit	L	IA																			
Totals		0-1	0/0	0	0	0.0	0	0.0	0	0	0	0	0	0.0	0	0	0.0	0	0	0	0	
2017 Miami Dolphins																						
				PASSING										RUSHING					COMBINED RUSH + PASS			
Date	Opp	W/L	P/S	Att	Cmp	Pct	Yds	Yds/Att	TD	Int	Lg	Sk	Lst	Rating	Att	Yds	Avg	Lg	TD	Yards	Touchdowns	
Injured Reserve																						
Totals		0-0	0/0	0	0	0.0	0	0.0	0	0	0	0	0	0.0	0	0	0.0	0	0	0	0	
2018 Miami Dolphins																						
				PASSING										RUSHING					COMBINED RUSH + PASS			
Date	Opp	W/L	P/S	Att	Cmp	Pct	Yds	Yds/Att	TD	Int	Lg	Sk	Lst	Rating	Att	Yds	Avg	Lg	TD	Yards	Touchdowns	
Sept 9	Ten	W	S	28	20	71.4	230	8.2	2	2	75t	1	8	89.9	4	4	1.0	4	0	234	10, 75	
Sept 16	NYJ	W	S	23	17	73.9	168	7.3	2	0	29t	4	46	123.1	8	44	5.5	20	0	212	29, 19	
Sept 23	Oak	W	S	23	17	73.9	289	12.6	3	0	74t	1	9	155.3	3	26	8.7	18	0	315	34, 18, 74	
Sept 30	NE	L	S	20	11	55.0	100	5.0	0	1	22	2	19	47.9	1	0	0.0	0	0	100		
Oct 7	Cin	L	S	35	20	57.1	185	5.3	1	2	22t	3	16	57.4	3	17	5.7	9	0	202	22	
Oct 14	Chi	W	IA																			
Oct 21	Det	L	IA																			
Oct 25	@ Hou	L	IA																			
Nov 4	NYJ	W	IA																			
Nov 11	@ GB	L	IA																			
Nov 25	Ind	L	S	25	17	68.0	204	8.2	2	0	74	1	3	119.4	3	14	4.7	9	0	218	33, 74	
Dec 2	Buf	W	S	24	16	66.7	137	5.7	3	1	18	3	22	103.6	3	-5	-1.7	-1	0	132	18, 3, 13	
Dec 9	NE	W	S	19	14	73.7	265	13.9	3	0	69	4	36	155.2	1	13	13.0	13	0	278	7, 23, 69	
Dec 16	Min	L	S	24	11	45.8	108	4.5	0	0	18	9	71	59.0	1	1	1.0	1	0	109		
Dec 23	Jax	L	S	22	15	68.2	146	6.6	1	1	31	3	25	82.8	3	22	7.3	12	0	168	4	
Dec 30	Buf	L	S	31	18	58.1	147	4.7	0	2	19	4	24	43.3	2	9	4.5	12	0	156		
Totals		7-9	11/11	274	176	64.2	1,979	7.2	17	9	75t	35	279	92.7	32	145	4.5	20	0	2,124		
2019 Tennessee Titans																						
				PASSING										RUSHING					COMBINED RUSH + PASS			
Date	Opp	W/L	P/S	Att	Cmp	Pct	Yds	Yds/Att	TD	Int	Lg	Sk	Lst	Rating	Att	Yds	Avg	Lg	TD	Yards	Touchdowns	
Sept 8	@ Cle	W	p	0	0	-	0	-	0	0	0	0	0	-	2	-2	-1.0	-1	0	-2		
Sept 15	Ind	L	DNP																			
Sept 19	@ Jax	L	DNP																			
Sept 29	@ Atl	W	DNP																			
Oct 6	Buf	L	DNP																			
Oct 13	@ Den	L	p	16	13	81.3	144	9.0	0	1	25	4	35	78.1	1	6	6.0	6	0	150		
Oct 20	LAC	W	S	29	23	79.3	312	10.8	2	1	38	2	17	120.1	5	7	1.4	6	0	319		
Oct 27	TB	W	S	33	21	63.6	193	5.8	3	0	26	3	19	109.8	4	-3	-0.8	1	0	190	8, 5, 8	
Nov 3	@ Car	L	S	39	27	69.2	331	8.5	1	2	35	4	21	82.3	4	38	9.5	25	1	369	23, 10r	
Nov 10	KC	W	S	19	13	68.4	181	9.5	2	0	52	4	35	133.9	3	37	12.3	18	0	218	9, 23	
Nov 24	Jax	W	S	18	14	77.8	259	14.4	2	0	65t	1	7	155.8	7	40	5.7	21t	2	299	21r, 1, 65, 3r	
Dec 1	@ Ind	W	S	22	17	77.3	182	8.3	2	0	40t	6	44	131.3	4	5	1.3	8	0	187	13, 40	
Dec 8	@ Oak	W	S	27	21	77.8	391	14.5	3	1	91t	0	0	140.4	4	19	4.8	10	0	410	91, 16, 17	
Dec 15	Hou	L	S	36	22	61.1	279	7.8	2	1	60	2	10	92.2	3	10	3.3	10	1	289	1r, 5	
Dec 22	NO	L	S	27	17	63.0	272	10.1	3	0	41t	5	24	133.6	1	8	8.0	8	0	280	41, 36, 7	
Dec 29	@ Hou	W	S	20	13	65.0	198	9.9	2	0	51t	0	0	130.8	5	20	4.0	19	0	218	51, 1	
Totals		9-7	12/10	286	201	70.3	2,742	9.6	22	6	91t	31	212	117.5	43	185	4.3	25	4	2,927		
Playoffs																						
Jan 4	@ NE	W	S	15	8	53.3	72	4.8	1	1	22	1	5	61.0	4	11	2.8	5	0	83	12	
Jan 11	@ Bal	W	S	14	7	50.0	88	6.3	2	0	45t	1	8	109.5	6	13	2.2	9	1	101	12, 45, 1r	
Jan 19	@ KC	L	S	31	21	67.7	209	6.7	2	0	37	3	27	108.1	3	11	3.7	6	0	220	1, 22	
Totals		2-1	3/3	60	36	60.0	369	6.2	5	1	45t	5	40	98.5	13	35	2.7	9	1	404		

RYAN TANNEHILL'S GAME-BY-GAME CONT.

2020 Tennessee Titans				PASSING											RUSHING					COMBINED RUSH + PASS		
Date	Opp	W/L	P/S	Att	Cmp	Pct	Yds	Yds/Att	TD	Int	Lg	Sk	Lst	Rating	Att	Yds	Avg	Lg	TD	Yards	Touchdowns	
Sept 14	@ Den	W	S	43	29	67.4	249	5.8	2	0	23	1	2	97.9	3	14	4.7	11	0	263	1, 1	
Sept 20	Jax	W	S	24	18	75.0	239	10.0	4	0	63	1	8	145.7	4	12	3.0	8	0	251	13, 9, 4, 18	
Sept 27	@ Min	W	S	37	23	62.2	321	8.7	0	1	61	1	11	78.8	4	9	2.3	10	0	330		
Oct 13	Buf	W	S	28	21	75.0	195	7.0	3	0	20	0	0	129.3	4	42	10.5	23	1	237	16, 10r, 4, 7	
Oct 18	Hou	W	S	41	30	73.2	366	8.9	4	1	53	2	22	122.6	0	0	-	0	0	366	7, 6, 22, 7	
Oct 25	Pit	L	S	30	18	60.0	220	7.3	2	0	73t	2	10	104.9	2	5	2.5	4	0	225	4, 7, 3	
Nov 1	@ Cin	L	S	30	18	60.0	233	7.8	2	1	27	1	10	92.8	2	20	10.0	15	0	253	9, 12	
Nov 8	Chi	W	S	21	10	47.6	158	7.5	2	0	40	3	22	104.9	3	3	1.0	5	0	161	40, 2	
Nov 12	Ind	L	S	27	15	55.6	147	5.4	1	0	21	1	10	83.4	2	9	4.5	5	0	156	5	
Nov 22	@ Bal	W	S	31	22	71.0	259	8.4	2	1	50	2	16	104.1	4	35	8.8	21	0	294	1, 14	
Nov 29	@ Ind	W	S	22	13	59.1	221	10.0	1	0	69t	1	1	108.3	2	3	1.5	2	1	224	69, 1r	
Dec 6	Cle	L	S	45	29	64.4	389	8.6	3	1	43	3	20	104.8	0	0	-	0	0	389	17, 22, 8	
Dec 13	@ Jax	W	S	24	19	79.2	212	8.8	2	0	37t	1	7	131.3	0	0	-	0	0	212	37, 5	
Dec 20	Det	W	S	27	21	77.8	273	10.1	3	0	75t	1	5	145.8	3	21	7.0	17t	2	294	75, 17r, 3r, 2, 3	
Dec 27	@ GB	L	S	24	11	45.8	121	5.0	1	2	19	2	17	40.5	3	55	18.3	45t	1	176	12, 45r	
Jan 3	@ Hou	W	S	27	18	66.7	216	8.0	1	0	52	2	12	103.3	7	38	5.4	11	2	254	4, 5r, 5r	
Totals			11-5	16/16	481	315	65.5	3,819	7.9	33	7	75t	24	173	106.5	43	266	6.2	45t	7	4,085	
Playoffs																						
Jan 10	Bal	L	S	26	18	69.2	165	6.3	1	1	35	1	7	83.0	2	6	3.0	4	0	171		
Totals			0-1	1/1	26	18	69.2	165	6.3	1	1	35	1	7	83.0	2	6	3.0	4	0	171	

2021 Tennessee Titans				PASSING											RUSHING					COMBINED RUSH + PASS		
Date	Opp	W/L	P/S	Att	Cmp	Pct	Yds	Yds/Att	TD	Int	Lg	Sk	Lst	Rating	Att	Yds	Avg	Lg	TD	Yards	Touchdowns	
Sept 12	Ari	L	S	35	21	60.0	212	6.1	1	1	39	6	56	74.9	2	17	8.5	16	1	229	1r, 13	
Sept 19	@ Sea	W	S	40	27	67.5	347	8.7	0	0	51	3	27	94.5	4	27	6.8	19	0	374		
Sept 26	Ind	W	S	27	18	66.7	197	7.3	3	2	26	1	9	94.2	5	56	11.2	28	0	253	6, 18, 10	
Oct 3	@ NYJ	L	S	49	30	61.2	298	6.1	1	0	27	7	45	85.2	3	9	3.0	7	0	307	2	
Oct 10	@ Jax	W	S	22	14	63.6	197	9.0	1	0	26	3	13	107.6	3	21	7.0	8	0	218	14	
Oct 18	Buf	W	S	29	18	62.1	216	7.4	0	1	48	0	0	70.5	2	3	1.5	4t	1	219	4r	
Oct 24	KC	W	S	27	21	77.8	270	10.0	1	1	46	1	9	105.2	2	6	3.0	4	1	276	24, 2r	
Oct 31	@ Ind	W	S	33	23	69.7	265	8.0	3	2	57t	3	18	98.7	2	26	13.0	13	0	291	6, 5r, 5	
Nov 7	@ LAR	W	S	27	19	70.4	143	5.3	1	1	16	3	18	79.7	2	3	1.5	2	1	146	2, 1r	
Nov 14	NO	W	S	27	19	70.4	213	7.9	1	0	50	2	15	105.9	5	1	0.2	2	1	214	1r, 2	
Nov 21	Hou	L	S	52	35	67.3	323	6.2	1	4	46	2	6	58.4	2	3	1.5	3	0	326	18	
Nov 28	@ NE	L	S	21	11	52.4	93	4.4	1	1	24	2	8	60.2	5	24	4.8	11	0	117	1	
Dec 12	Jax	W	S	31	20	64.5	191	6.2	0	0	24	4	30	81.5	4	29	7.3	17	1	220	5r	
Dec 19	@ Pit	L	S	32	23	71.9	153	4.8	0	1	18	4	36	68.9	5	18	3.6	11	1	171	1r	
Dec 23	SF	W	S	29	22	75.9	209	7.2	1	0	42	4	21	106.8	3	22	7.3	23	0	231	18	
Jan 2	Mia	W	S	18	13	72.2	120	6.7	2	0	28	1	10	127.1	4	7	1.8	5	0	127	1, 15	
Jan 9	@ Hou	W	S	32	23	71.9	287	9.0	4	0	36	1	6	138.9	2	-2	-1.0	-1	0	285	5, 14, 4, 3	
Totals			12-5	17/17	531	357	67.2	3,734	7.0	21	14	57t	47	327	89.6	55	270	4.9	28	7	4,004	
Playoffs																						
Jan 22	Cin	L	S	24	15	62.5	220	9.2	1	3	41	1	7	66.7	3	12	4.0	8	0	232	33	
Totals			0-1	1/1	24	15	62.5	220	9.2	1	3	41	1	7	66.7	3	12	4.0	8	0	232	33

2022 Tennessee Titans				PASSING											RUSHING					COMBINED RUSH + PASS		
Date	Opp	W/L	P/S	Att	Cmp	Pct	Yds	Yds/Att	TD	Int	Lg	Sk	Lst	Rating	Att	Yds	Avg	Lg	TD	Yards	Touchdowns	
Sept 11	NYG	L	S	33	20	60.6	266	8.1	2	0	31	1	0	106.4	2	7	3.5	9	0	273	7, 23	
Sept 19	@ Buf	L	S	20	11	55.0	117	5.9	0	2	19	2	16	32.7	1	2	2.0	2	0	119		
Sept 25	LV	W	S	27	19	70.4	264	9.8	1	1	41	1	12	98.4	4	2	0.5	3	1	266	2, 1r	
Oct 2	@ Ind	W	S	21	17	81.0	137	6.5	2	0	23	3	21	125.6	5	9	1.8	9	0	146	7, 8	
Oct 9	@ Was	W	S	25	15	60.0	181	7.2	1	0	61	5	45	95.6	3	3	1.0	2	0	184	13	
Oct 23	Ind	W	S	20	13	65.0	132	6.6	0	0	27	2	16	83.8	4	6	1.5	8	0	138		
Oct 30	@ Hou	W	IA																			
Nov 6	@ KC	L	IA																			
Nov 13	Den	W	S	36	19	52.8	255	7.1	2	0	63t	1	11	94.1	2	12	6.0	11	0	267	9, 63	
Nov 17	@ GB																					
Nov 27	Cin																					
Dec 4	@ Phi																					
Dec 11	Jax																					
Dec 18	@ LAC																					
Dec 24	Hou																					
Dec 29	Dal																					
Jan 7/8	@ Jax																					
Totals			6-3	7/7	182	114	62.6	1,352	7.4	8	3	63t	15	121	93.0	21	41	2.0	11	1	1,393	

RYAN TANNEHILL'S NFL STATISTICS

REGULAR SEASON			PASSING											RUSHING				
Year	Team	GP/GS	Att	Cmp	Pct	Yds	Yd/Att	TD	INT	Lg	Sk	Yds	Rat	Att	Yds	Avg	Lg	TD
2012	MIA	16/16	484	282	58.3	3,294	6.8	12	13	80t	35	234	76.1	49	211	4.3	31	2
2013	MIA	16/16	588	355	60.4	3,913	6.7	24	17	67	58	399	81.7	40	238	6.0	48	1
2014	MIA	16/16	590	392	66.4	4,045	6.9	27	12	50	46	337	92.8	56	311	5.6	40	1
2015	MIA	16/16	586	363	61.9	4,208	7.2	24	12	54t	45	420	88.7	32	141	4.4	28	1
2016	MIA	13/13	389	261	67.1	2,995	7.7	19	12	74t	29	216	93.5	39	164	4.2	18	1
2017	MIA	0/0	Injured Reserve															
2018	MIA	11/11	274	176	64.2	1,979	7.2	17	9	75t	35	279	92.7	32	145	4.5	20	0
2019	TEN	12/10	286	201	70.3	2,742	9.6	22	6	91t	31	212	117.5	43	185	4.3	25	4
2020	TEN	16/16	481	315	65.5	3,819	7.9	33	7	75t	24	173	106.5	43	266	6.2	45t	7
2021	TEN	17/17	531	357	67.2	3,734	7.0	21	14	57t	47	327	89.6	55	270	4.9	28	7
2022	TEN	7/7	182	114	62.6	1,352	7.4	8	3	63t	15	121	93.0	21	41	2.0	11	1
NFL Totals		140/138	4,391	2,816	64.1	32,081	7.3	207	105	91t	365	2,718	91.7	410	1,972	4.8	48	25

Regular Season Career record as starter: 77-61 (.558); Playoffs: 2-3 (.400)

PLAYOFFS			PASSING											RUSHING				
Year	Team	GP/GS	Att	Cmp	Pct	Yds	Yd/Att	TD	INT	Lg	Sk	Yds	Rat	Att	Yds	Avg	Lg	TD
2019	TEN	3/3	60	36	60.0	369	6.2	5	1	45t	5	40	98.5	13	35	2.7	9	1
2020	TEN	1/1	26	18	69.2	165	6.3	1	1	35	1	7	83.0	2	6	3.0	4	0
2021	TEN	1/1	24	15	62.5	220	9.2	1	3	41	1	7	66.7	3	12	4.0	8	0
NFL Totals		5/5	110	69	62.7	754	6.9	7	5	45t	7	54	85.2	18	53	2.9	9	1

Single-Game Highs

Attempts - 58 at N.Y. Jets (11/29/15)
 Completions - 35 (Twice, last vs. Houston 11/21/21)
 Passing Yards - 431 at Arizona (9/30/12)
 Touchdown Passes - 4 (Five times, last at Houston 1/9/22)
 Long Completion - 91t at Oakland (12/8/19)
 Completion Percentage - **81.0 at Indianapolis (10/2/22)**
 Passer Rating - 155.3 - vs. Oakland (9/23/18)
 Rushes - 8 (Twice, last at N.Y. Jets 9/16/18)
 Rushing Yards - 56 (Twice, last vs. Indianapolis 9/26/21)
 Long Rush - 48 at Pittsburgh (12/8/13)
 Rushing Touchdowns - 2 (Three times, last at Houston 1/3/21)

Additional Statistics

Receptions - 1 for -4 yards (2014), 1 for 9 yards (2015), 1 for 0 yards (2020)
 Misc. Tackles - 1 (2012), 2 (2013), 3 (2014), 4 (2015), 1 (2018), 2 (2019), 3 (2021)
 Fumble Recoveries - 1 (2012), 3 (2013), 4 (2014), 5 (2015), 3 (2016), 1 (2019), 3 (2020), 1 (2021)
 Two-Point Conversions - 1 rush (2019), 1 pass, 1 rush (2020)

Playoff Single-Game Highs

Attempts - 31 at Kansas City (1/19/20)
 Completions - 21 at Kansas City (1/19/20)
 Passing Yards - 220 vs. Cincinnati (1/22/22)
 Touchdown Passes - 2 (Twice, last at Kansas City 1/19/20)
 Long Completion - 45t at Baltimore (1/11/20)
 Rushes - 6 at Baltimore (1/11/20)
 Rushing Yards - 13 at Baltimore (1/11/20)
 Long Rush - 9 at Baltimore (1/11/20)
 Rushing Touchdowns - 1 at Baltimore (1/11/20)

Additional Career Playoff Statistics

Fumble Recoveries - 1 (2019)
 Misc. Tackles - 1 (2021)



93 TEAIR TART

DEFENSIVE TACKLE • 6'2" • 304 LBS

COLLEGE: FLORIDA INTERNATIONAL • ACQUIRED: FREE AGENT - 2020
NFL EXPERIENCE (NFL/TITANS): 3/3 • HOMETOWN: PHILADELPHIA, PA.
GAMES PLAYED/GAMES STARTED: 27/20 (PLAYOFFS: 0/0)



PRO: The Titans signed Teair Tart (first name pronounced "tee-AIR") as a rookie free agent following the 2020 NFL Draft. In his first two NFL seasons, he participated in 18 games with 11 starts. Prior to entering the NFL, the 6-foot-2-inch, 304-pounder appeared in 23 games with 10 starts over two seasons at Florida International (2018-19), where he totaled 51 tackles, 19.0 tackles for loss, six sacks, one pass defended, five quarterback pressures and two forced fumbles.

TITANS TIDBITS:

- Tart traveled an unlikely road to the NFL. He played two years of high school basketball in his hometown of Philadelphia, Pa., at Palmer Leadership Learning Partners Charter School—a school that did not have a football program. Prior to his junior year, West Philadelphia High School's defensive coordinator, Karl Patrick, saw Tart playing in a basketball tournament and eventually convinced him to transfer and begin playing football for the first time in his life. Two years later, Tart continued his football career at ASA College in New York but left six games into his first season after an older brother, Rasheed Spencer, was tragically killed in a motorcycle accident. Time passed, and Tart headed to Valley Forge (Pa.) Military Academy, followed by stops at East Mississippi Community College and Ellsworth (Iowa) Community College before finding a home for his final two collegiate campaigns at Florida International.
- Tart is the second youngest of 11 children in his family.

CAREER TRANSACTIONS:

- The Philadelphia, Pa., native was signed by the Titans as a rookie free agent on May 7, 2020.
- Waived by the Titans on Sept. 5, 2020 and signed to the practice squad a day later.
- Signed by the Titans to their active roster from the practice squad on Nov. 7, 2020.

SEASON RECAPS:

- 2022 (9/9):** Tied for the team lead with five passes defended. Has led or tied for the team lead in passes defended three times in 2022 (vs. LV, at IND, at WAS).
- Against N.Y. Giants (9/11), started at nose tackle and posted two tackles with two quarterback pressures.
 - At Buffalo (9/19), started at nose tackle and collected a tackle for loss and a quarterback pressure. Stonewalled Devin Singletary for a five-yard loss on a rush off left guard in the second quarter.
 - Against Las Vegas (9/25), started at nose tackle and notched a tackle, a quarterback pressure and a pass defended. Batted down a pass intended to Davante Adams late in the fourth quarter.
 - At Indianapolis (10/2), started at nose tackle and tied a career-high with three tackles, including his first career interception, another pass defended and a quarterback pressure. Helped limit Jonathan Taylor to just 42 rushing yards on 20 carries in the victory. Batted down a pass intended for Taylor early in the first quarter. Tipped a Matt Ryan pass and caught his own deflection for his first career interception midway through the second quarter. Became the first Titans defensive lineman with an interception since 2010. Stuffed Taylor for no gain on a rush off right tackle in the final stanza.
 - At Washington (10/9), started at nose tackle and recorded three tackles, a quarterback pressure and a team-best two passes defended. Batted down a pass intended for Cole Turner late in the first quarter. Stuffed Brian Robinson for no gain on a rush off right guard in the third quarter. Helped preserve the victory by breaking up a pass intended for J.D. McKissic at the goalline late in the fourth quarter.

- Against Indianapolis (10/23), started at nose tackle and registered a career-best three quarterback pressures.
- At Houston (10/30), notched a career-high four tackles, with a stop for loss and a quarterback pressure. Chased down O.J. Howard for no gain on a tight end screen in the opening stanza. Halted a Texans' drive by stuffing Dameon Pierce for a three-yard loss on a third-and-one rush in the second quarter.
- At Kansas City (11/6), produced a tackle and a quarterback pressure.
- Against Denver (11/13), posted three tackles and two quarterback pressures. Stuffed Melvin Gordon for no gain on a rush up the middle in the opening stanza.

2021 (11/10, 0/0): Saw action in 11 games with 10 starts at nose tackle and registered 16 tackles, including three quarterback pressures and two stops for loss. Was inactive for six regular season games and the postseason contest.

- At Seattle (9/19), started at nose tackle and posted two tackles. Teamed with David Long Jr. to stonewall Chris Carson for a one-yard loss on a rush off right tackle in the third quarter.
- Against Indianapolis (9/26), started at nose tackle and tallied a tackle with a quarterback pressure.
- At N.Y. Jets (10/3), started at nose tackle and notched two tackles, including a stop for loss and a quarterback pressure. Stuffed Tevin Coleman for a one-yard loss on a rush off left tackle late in the second quarter.
- At Jacksonville (10/10), started at nose tackle. Shot through the line and disrupted Carlos Hyde resulting in a three-yard loss on a fourth-and-goal rush from the one-yard line in the fourth quarter.
- At L.A. Rams (11/7), started at nose tackle and tallied two tackles. Combined with Nick Dzubnar to stuff Sony Michel for no gain on a rush up the middle late in the fourth quarter.
- Against Houston (11/21), started at nose tackle and totaled three tackles, including a stop for loss and a quarterback pressure. Stonewalled David Johnson for a three-yard loss on a rush up the middle in the second stanza. Teamed with Jayon Brown to stuff Rex Burkhead for no gain on a rush up the middle in the third quarter.
- Against San Francisco (12/23), returned to the lineup as a starter at defensive end after missing three games.

2020 (7/1, 0/0): Played in seven games with one start at defensive end as a rookie and registered five tackles, two quarterback pressures, a stop for loss and a pass defended. Was suspended by the league for one contest. Missed two games, including the postseason contest while on the reserve/COVID-19 list. Spent the first seven weeks of the season on the team's practice squad. Tied for the team lead in passes defended once in 2020 (vs. IND). Made his NFL debut against Chicago (11/8/20). Made his first career NFL start on the defensive front at Green Bay (12/27/20).

- Against Chicago (11/8), saw action in his first NFL contest as a reserve at defensive tackle and tallied a quarterback pressure.
- Against Indianapolis (11/12), played as a reserve at defensive tackle and collected a pass defended. Tipped a pass intended for Nyheim Hines at the line of scrimmage in the second quarter.
- At Indianapolis (11/29), played as a reserve at defensive tackle and recorded a tackle and a quarterback pressure. Shot through the line and dropped Nyheim Hines for no gain on a rush off right tackle in the fourth quarter.
- Against Detroit (12/20), played as a reserve on the defensive front and produced a tackle for loss. Stuffed Matthew Stafford for a one-yard loss after a botched shotgun snap in the fourth quarter.

TEAIR TART'S NFL STATISTICS

REGULAR SEASON		TACKLES										INTERCEPTIONS					FUMBLES			
Year	Team	GP	GS	Tot	Solo	Asst	Sk	Yds	QBP	TFL	No	Yds	Lg	TD	PD	FF	FR	Yds	SpT	
2020	Tennessee	7	1	5	2	3	0.0	0.0	2	1	0	0	0	0	1	0	0	0	0	
2021	Tennessee	11	10	16	10	6	0.0	0.0	3	2	0	0	0	0	0	0	0	0	0	
2022	Tennessee	9	9	18	11	7	0.0	0.0	13	2	1	0	0	0	5	0	0	0	0	
NFL Totals		27	20	39	23	16	0.0	0.0	18	5	1	0	0	0	6	0	0	0	0	

PLAYOFFS		TACKLES										INTERCEPTIONS					FUMBLES			
Year	Team	GP	GS	Tot	Solo	Asst	Sk	Yds	QBP	TFL	No	Yds	Lg	TD	PD	FF	FR	Yds	SpT	
2020	Tennessee	0	0	0	0	0	0.0	0.0	0	0	0	0	0	0	0	0	0	0	0	
2021	Tennessee	0	0	0	0	0	0.0	0.0	0	0	0	0	0	0	0	0	0	0	0	
NFL Totals		0	0	0	0	0	0.0	0.0	0	0	0	0	0	0	0	0	0	0	0	

Single-Game Highs

Tackles - **4 at Houston (10/30/22)**

Tackles For Loss - **1 (Five times, last at Houston 10/30/22)**

Quarterback Pressures - **3 vs. Indianapolis (10/23/22)**

Interceptions - **1 at Indianapolis (10/2/22)**

Passes Defensed - **2 (Twice, last at Washington 10/9/22)**



95 DeMARCUS WALKER

DEFENSIVE LINEMAN • 6'4" • 280 LBS • COLLEGE: FLORIDA STATE
ACQUIRED: FREE AGENT - 2022 • NFL EXPERIENCE (NFL/TITANS): 6/1
HOMETOWN: JACKSONVILLE, FLA.
GAMES PLAYED/GAMES STARTED: 58/12 (PLAYOFFS: 0/0)



PRO: The Titans signed free agent DeMarcus Walker during the 2022 offseason to add depth and experience to the defensive line rotation. The 6-foot-4-inch, 280-pounder arrived in Tennessee with 49 games of experience with the Denver Broncos (2017-20) and Houston Texans (2021). Walker's career totals include 52 tackles, 12.5 sacks, 23 quarterback hits and two forced fumbles. The Jacksonville, Fla., native was originally drafted by the Broncos in the second round (51st overall) of the 2017 NFL Draft. Walker was named a consensus All-American and the ACC Defensive Player of the Year as a senior at Florida State (2016).

CAREER HIGHLIGHTS:

- In 2021, Walker tallied a career-high 31 tackles and seven quarterback hits in his lone season for the Texans. He also notched one forced fumble for the second consecutive season.
- In 2020, Walker logged a career-best 4.5 sacks in 13 games played with four starts for the Broncos.

TITANS TIDBITS:

- Walker has been open about his struggles with stuttering his speech. During his time in Denver, he used My Cause My Cleats to raise awareness for the Stutter Program at Colorado Children's Hospital.
- Walker has returned to his former schools, Sandalwood High School and Rufus E. Payne Elementary School, in Jacksonville, Fla., to speak to students about his experiences growing up in the area.

CAREER TRANSACTIONS:

- The Jacksonville, Fla., native was originally drafted by the Denver Broncos in the second round (51st overall) of the 2017 NFL Draft.
- Signed by the Houston Texans as a free agent on April 16, 2021.
- Signed by the Titans as an unrestricted free agent on May 16, 2022.

SEASON RECAPS:

2022 (9/5 - Tennessee): Has tied for the team in sacks twice in 2022 (at HOU, vs. DEN).

- Against N.Y. Giants (9/11), made his Titans debut as a starter at defensive end and posted a tackle.
- At Buffalo (9/19), started at defensive end and collected four tackles. Combined with Dylan Cole to stuff James Cook for no gain on a rush off right tackle in the fourth quarter.
- Against Las Vegas (9/25), started at defensive end and notched two tackles with two quarterback pressures.
- At Indianapolis (10/2), played as a reserve on the defensive front.
- At Washington (10/9), saw action as a reserve at defensive tackle.
- Against Indianapolis (10/23), played as a reserve on the defensive front and registered two quarterback pressures.
- At Houston (10/30), started at defensive end and notched two tackles, including a sack and a quarterback pressure. Dropped Davis Mills for a nine-yard sack late in the fourth quarter.
- At Kansas City (11/6), played as a reserve on the defensive front and produced two tackles with a sack and three quarterback pressures. Dropped Patrick Mahomes for a seven-yard sack in the fourth quarter.
- Against Denver (11/13), saw action as a reserve on the defensive front and posted three tackles, including 1.5 sacks and a career-best six quarterback pressures. Dropped Russell Wilson for a nine-yard sack early in the fourth quarter. Combined with Rashad Weaver to sack Russell Wilson for a two-yard loss late in the final stanza.

2021 (13/2 - Houston): Saw action in 13 games with two starts and

registered a career-high 31 tackles, two sacks, seven quarterback hits, four tackles for loss, one pass defended and one forced fumble. Was inactive for one game and missed three contests while on the reserve lists.

- At Arizona (10/24), tallied four tackles, one 14-yard sack, one quarterback hit and two tackles for loss.
- Against Los Angeles Chargers, started at defensive end and amassed two tackles and one forced fumble.

2020 (13/4 - Denver): Appeared in 13 games and made four starts. Posted 18 tackles, a career-best 4.5 sacks, five quarterback hits, three tackles for loss and one forced fumble. Dressed but did not play in three contests.

- At Atlanta (11/8), started at defensive end and tallied two tackles, one sack, one quarterback hit and one tackle for loss.
- Against Miami (11/22), started at defensive end and posted two tackles, one half sack and one quarterback hit.
- Against New Orleans (11/29), started at defensive end and registered two sacks, marking the second multi-sack game of his career. Added three tackles, one quarterback hit, one tackle for loss and one forced fumble.
- At Carolina (12/13), recorded one tackle, one eight-yard sack, one quarterback hit and one tackle for loss.

2019 (10/1 - Denver): Played in 10 games and made one start. Notched 22 tackles, four sacks, five quarterback hits, a career-high five tackles for loss and one pass defended. Was inactive for six contests.

- Against Jacksonville (9/29), logged his first career start at defensive end and amassed four tackles, one sack, one quarterback hit and one tackle for loss.
- At Tennessee (10/13), recorded his first career multi-sack game with two sacks for 18 yards. Added four tackles, two quarterback hits and two tackles for loss.
- Against Kansas City (10/17), posted a single-game career-best five tackles, one sack, one quarterback hit and one tackle for loss. It was the first time he tallied sacks in consecutive contests.

2018 (3/0 - Denver): Saw action in three games and logged four tackles, one sack, one quarterback hit, one tackle for loss and one fumble recovery. Was inactive for 13 contests.

- At Arizona (10/18), notched one tackle and one fumble recovery that set up a touchdown.
- Against Houston (11/4), registered three tackles, one sack, one quarterback hit and one tackle for loss.

2017 (10/0 - Denver): Appeared in 10 games and posted seven tackles, one sack and five quarterback hits. Was inactive for six contests.

- Against Kansas City (12/31), registered a season-high three tackles, his first career sack for seven yards, two quarterback hits and one tackle for loss.

COLLEGE:

- Played in 52 games with 40 starts over four seasons at Florida State (2013-16) and totaled 182 tackles, 28.5 sacks, 45 tackles for loss, seven passes defended, one interception, eight forced fumbles, two fumble recoveries and two blocked kicks.
- As a senior (2016), started all 13 games and recorded career-best marks with 68 tackles, 16 sacks, 21.5 tackles for loss and two fumble recoveries. Added two passes defended, three forced fumbles and one blocked extra point attempt. His 16 sacks were the second-highest in the nation and third-most in a single season in program history. Was a consensus All-American, named the ACC Defensive Player of the Year, and earned first-team All-

ACC honors. Was a finalist for the Hendrick's Award, and a semifinalist for the Lombardi Award.

- As a junior (2015), started all 13 games and notched 58 tackles, 10.5 sacks, 15.5 tackles for loss, a career-best five passes defended, one interception, a career-high four forced fumbles and blocked one field goal. Earned second-team All-ACC honors from the media and third-team All-ACC accolades from the league's coaches. Named a permanent team captain and co-defensive MVP.

- As a sophomore (2014), appeared in 14 games with 11 starts and posted 38 tackles, one sack, six tackles for loss and one forced fumble.

- As a freshman (2013), saw action in 12 games with three starts and amassed 18 tackles, one sack and two tackles for loss.

- Majored in social science at Florida State.

PERSONAL:

- Attended Sandalwood (Fla.) High School where he was a consensus

four-star recruit.

- Earned second-team all-state honors by Associated Press as a senior in 2012.

- Named first team all-state by Associated Press and first team all-area by the Florida Times-Union as a junior in 2011 after registering 14 sacks and 24 tackles for loss.

- Son of Cynthia Anthony.

- Follow Walker on Instagram and Twitter @livinglegend_44.

- Born DeMarcus Walker on Sept. 30, 1994 in Jacksonville, Fla.

DeMARCUS WALKER'S GAME-BY-GAME

2017 Denver Broncos

Date	Opp	W/L	P/S	Tot	Solo	Asst	Sk	- Yds	QBP	TFL	Int	- Yds	-TD	PD	FF	FR	- Yds	SpT
Sept 11	LAC	W	p	0	0	0	0.0	0.0	0	0	0	0	0	0	0	0	0	0
Sept 17	Dal	W	p	0	0	0	0.0	0.0	0	0	0	0	0	0	0	0	0	0
Sept 24	@ Buf	L	p	0	0	0	0.0	0.0	1	0	0	0	0	0	0	0	0	0
Oct 1	Oak	W	p	0	0	0	0.0	0.0	0	0	0	0	0	0	0	0	0	0
Oct 15	NYG	L	p	1	1	0	0.0	0.0	0	0	0	0	0	0	0	0	0	0
Oct 22	@ LAC	L	p	1	1	0	0.0	0.0	0	0	0	0	0	0	0	0	0	0
Oct 30	@ KC	L	IA															
Nov 5	@ Phi	L	IA															
Nov 12	NE	L	IA															
Nov 19	Cin	L	IA															
Nov 26	@ Oak	L	IA															
Dec 3	@ Mia	L	p	1	1	0	0.0	0.0	0	0	0	0	0	0	0	0	0	0
Dec 10	NYJ	W	p	1	1	0	0.0	0.0	1	0	0	0	0	0	0	0	0	0
Dec 14	@ Ind	W	IA															
Dec 24	@ Was	L	p	0	0	0	0.0	0.0	1	0	0	0	0	0	0	0	0	0
Dec 31	KC	L	p	3	3	0	1.0	7.0	2	1	0	0	0	0	0	0	0	0
Totals			5-11 10/0	7	7	0	1.0	7.0	5	1	0	0	0	0	0	0	0	0

2018 Denver Broncos

Date	Opp	W/L	P/S	Tot	Solo	Asst	Sk	- Yds	QBP	TFL	Int	- Yds	-TD	PD	FF	FR	- Yds	SpT
Sept 9	Sea	W	IA															
Sept 16	Oak	W	IA															
Sept 23	@ Bal	L	IA															
Oct 1	KC	L	IA															
Oct 7	@ NYJ	L	IA															
Oct 14	LAR	L	IA															
Oct 18	@ Ari	W	p	1	0	1	0.0	0.0	0	0	0	0	0	0	1	0	0	0
Oct 28	@ KC	L	p	0	0	0	0.0	0.0	0	0	0	0	0	0	0	0	0	0
Nov 4	Hou	L	p	3	2	1	1.0	6.0	1	1	0	0	0	0	0	0	0	0
Nov 18	@ LAC	W	IA															
Nov 25	Pit	W	IA															
Dec 2	@ Cin	W	IA															
Dec 9	@ SF	L	IA															
Dec 15	Cle	L	IA															
Dec 24	@ Oak	L	IA															
Dec 30	LAC	L	IA															
Totals			6-10 3/0	4	2	2	1.0	6.0	1	1	0	0	0	0	1	0	0	0

2019 Denver Broncos

Date	Opp	W/L	P/S	Tot	Solo	Asst	Sk	- Yds	QBP	TFL	Int	- Yds	-TD	PD	FF	FR	- Yds	SpT
Sept 9	@ Oak	L	p	1	0	1	0.0	0.0	0	0	0	0	0	0	0	0	0	0
Sept 15	Chi	L	p	1	0	1	0.0	0.0	0	0	0	0	0	1	0	0	0	0
Sept 22	@ GB	L	p	0	0	0	0.0	0.0	0	0	0	0	0	0	0	0	0	0
Sept 29	Jax	L	S	4	3	1	1.0	4.0	1	1	0	0	0	0	0	0	0	0
Oct 6	@ LAC	W	p	2	2	0	0.0	0.0	0	1	0	0	0	0	0	0	0	0
Oct 13	Ten	W	p	4	3	1	2.0	18.0	2	2	0	0	0	0	0	0	0	0
Oct 17	KC	L	p	5	3	2	1.0	2.0	1	1	0	0	0	0	0	0	0	0
Oct 27	@ Ind	L	p	1	1	0	0.0	0.0	0	0	0	0	0	0	0	0	0	0
Nov 3	Cle	W	IA															
Nov 17	@ Min	L	IA															
Nov 24	@ Buf	L	IA															
Dec 1	LAC	W	IA															
Dec 8	@ Hou	W	p	1	1	0	0.0	0.0	1	0	0	0	0	0	0	0	0	0
Dec 15	@ KC	L	IA															
Dec 22	Det	W	IA															
Dec 29	Oak	W	p	3	0	3	0.0	0.0	0	0	0	0	0	0	0	0	0	0
Totals			7-9 10/1	22	13	9	4.0	24.0	5	5	0	0	0	1	0	0	0	0

2020 Denver Broncos

Date	Opp	W/L	P/S	Tot	Solo	Asst	Sk	- Yds	QBP	TFL	Int	- Yds	-TD	PD	FF	FR	- Yds	SpT
Sept 14	Ten	L	p	0	0	0	0.0	0.0	0	0	0	0	0	0	0	0	0	0
Sept 20	@ Pit	L	p	0	0	0	0.0	0.0	0	0	0	0	0	0	0	0	0	0
Sept 27	TB	L	DNP															
Oct 1	@ NYJ	W	DNP															
Oct 18	@ NE	W	DNP															
Oct 25	KC	L	p	2	1	1	0.0	0.0	0	0	0	0	0	0	0	0	0	0
Nov 1	LAC	W	p	2	2	0	0.0	0.0	0	0	0	0	0	0	0	0	0	0
Nov 8	@ Atl	L	S	2	2	0	1.0	6.0	1	1	0	0	0	0	0	0	0	0
Nov 15	@ Oak	L	p	1	0	1	0.0	0.0	0	0	0	0	0	0	0	0	0	0
Nov 22	Mia	W	S	2	0	2	0.5	4.5	1	0	0	0	0	0	0	0	0	0
Nov 29	NO	L	S	3	2	1	2.0	10.0	1	1	0	0	0	1	0	0	0	0
Dec 6	@ KC	L	p	2	0	2	0.0	0.0	0	0	0	0	0	0	0	0	0	0
Dec 13	@ Car	W	p	1	1	0	1.0	8.0	1	1	0	0	0	0	0	0	0	0
Dec 19	Buf	L	p	1	1	0	0.0	0.0	0	0	0	0	0	0	0	0	0	0
Dec 27	@ LAC	L	p	1	0	1	0	0	0	0	0	0	0	0	0	0	0	0
Jan 3	Oak	L	S	1	0	1	0.0	0.0	1	0	0	0	0	0	0	0	0	0
Totals			5-11 13/4	18	9	9	4.5	28.5	5	3	0	0	0	0	1	0	0	0

2021 Houston Texans

Date	Opp	W/L	P/S	Tot	Solo	Asst	Sk	- Yds	QBP	TFL	Int	- Yds	-TD	PD	FF	FR	- Yds	SpT
Sept 12	Jax	W	p	1	0	1	0.0	0.0	1	0	0	0	0	0	0	0	0	0
Sept 19	@ Cle	L	IA															
Sept 23	Car	L	p	2	1	1	0.0	0.0	1	0	0	0	0	0	0	0	0	0
Oct 3	@ Buf	L	p	4	4	0	0.0	0.0	0	0	0	0	0	0	0	0	0	0
Oct 10	NE	L	p	2	2	0	0.0	0.0	0	0	0	0	0	0	0	0	0	0
Oct 17	@ Ind	L	p	3	1	2	0.0	0.0	1	1	0	0	0	0	0	0	0	0
Oct 24	@ Ari	L	p	4	4	0	1.0	14.0	1	2	0	0	0	0	0	0	0	0
Oct 31	LAR	L	p	3	1	2	0.0	0.0	1	0	0	0	0	0	0	0	0	0
Nov 7	@ Mia	L	p	1	0	1	0.0	0.0	0	0	0	0	0	0	0	0	0	0
Nov 21	@ Ten	W	S	1	0	1	0.0	0.0	1	0	0	0	0	0	0	0	0	0
Nov 28	NYJ	L	p	2	1	1	1.0	3.0	0	1	0	0	0	0	0	0	0	0
Dec 5	Ind	L	IR															
Dec 12	Sea	L	IR															
Dec 19	@ Jax	W	R/C															
Dec 26	LAC	W	S	2	1	1	0.0	0.0	0	0	0	0	0	0	1	0	0	0
Jan 2	@ SF	L	p	2	2	0	0.0	0.0	0	0	0	0	0	0	0	0	0	0
Jan 9	Ten	L	p	4	4	0	0.0	0.0	1	0	0	0	0	1	0	0	0	0
Totals			4-13 13/2	31	21	10	2.0	17.0	7	4	0	0	0	1	1	0	0	0

2022 Tennessee Titans

Date	Opp	W/L	P/S	Tot	Solo	Asst	Sk	- Yds	QBP	TFL	Int	- Yds	-TD	PD	FF	FR	- Yds	SpT
Sept 11	NYG	L	S	1	1	0	0.0	0.0	0	0	0	0	0	0	0	0	0	0
Sept 19	@ Buf	L	S	4	3	1	0.0	0.0	0	0	0	0	0	0	0	0	0	0
Sept 25	LV	W	S	2	1	1	0.0	0.0	2	0	0	0	0	0	0	0	0	0
Oct 2	@ Ind	W	p	0	0	0	0.0	0.0	0	0	0	0	0	0	0	0	0	0
Oct 9	@ Was	W	p	0	0	0	0.0	0.0	0	0	0	0	0	0	0	0	0	0
Oct 23	Ind	W	p	0	0	0	0.0	0.0	2	0	0	0	0					

DeMARCUS WALKER'S NFL STATISTICS

REGULAR SEASON		TACKLES									INTERCEPTIONS					FUMBLES			
Year	Team	GP	GS	Tot	Solo	Asst	Sk	Yds	QBP	TFL	No	Yds	Lg	TD	PD	FF	FR	Yds	SpT
2017	Denver	10	0	7	7	0	1.0	7.0	5	1	0	0	0	0	0	0	0	0	0
2018	Denver	3	0	4	2	2	1.0	6.0	1	1	0	0	0	0	0	0	1	0	0
2019	Denver	10	1	22	13	9	4.0	24.0	5	5	0	0	0	0	1	0	0	0	0
2020	Denver	13	4	18	9	9	4.5	28.5	5	3	0	0	0	0	0	1	0	0	0
2021	Houston	13	2	31	21	10	2.0	17.0	7	4	0	0	0	0	1	1	0	0	0
2022	Tennessee	9	4	14	9	5	3.5	26.0	14	3	0	0	0	0	0	0	0	0	0
NFL Totals		58	11	96	61	35	16.0	108.5	37	17	0	0	0	0	2	2	1	0	0

Single-Game Highs

Tackles - 5 vs. Kansas City (10/17/19)

Sacks - 2 (Twice, last vs. New Orleans 11/29/20)

Quarterback Pressures - **6 vs. Denver (11/13/22)**

Pass Defensed - 1 (Twice, last vs. Tennessee 1/9/22)

Tackles For Loss - 2 (Twice, last at Arizona 10/24/21)

Forced Fumbles - 1 (Twice, last vs. L.A. Chargers 12/26/21)

Fumble Recoveries - 1 at Arizona (10/18/18)



99 RASHAD WEAVER

OUTSIDE LINEBACKER • 6'4" • 259 LBS • COLLEGE: PITTSBURGH
ACQUIRED: 4TH ROUND - 2021 • NFL EXPERIENCE (NFL/TITANS): 2/2
HOMETOWN: FORT LAUDERDALE, FLA.
GAMES PLAYED/GAMES STARTED: 10/2 (PLAYOFFS: 0/0)



PRO: The Titans selected Rashad Weaver in the fourth round of the 2021 NFL Draft. The 6-foot-4-inch, 259-pound defender missed the majority of his rookie campaign after suffering a season-ending injury in the third game of the season. The University of Pittsburgh product is capable of causing disruption in both the run and pass game, and displays a high motor and good length at the position. The Fort Lauderdale, Fla., native was a consensus All-American, a Bednarik Award semifinalist, and earned first-team All-ACC honors as a senior with the Panthers in 2020 after totaling 35 tackles, 14.5 tackles for loss, 7.5 sacks, 12 quarterback pressures, three forced fumbles and a fumble recovery in nine games.

CAREER HIGHLIGHTS:

- In 2020, Weaver was named a consensus All-American after garnering first-team All-America honors from four of the NCAA's recognized selectors: Associated Press, American Football Coaches Association, Football Writers Association of America and Walter Camp Football Foundation. He was the 52nd consensus All-American in school history and the first Pitt defensive player to earn that distinction since Aaron Donald in 2013.
- As a senior in 2020, Weaver was a Bednarik Award semifinalist, earned All-ACC honors, and was awarded first-team All-America recognition by CBS Sports, ESPN, Phil Steele and Pro Football Focus after tallying 35 tackles, 14.5 tackles for loss, 7.5 sacks, three forced fumbles and a fumble recovery in nine games.
- In 2018, Weaver led Pitt in sacks (6.5), tackles for loss (14), and fumble recoveries (three). He tied for the ACC lead and ranked sixth nationally in fumble recoveries.

TITANS TIDBITS:

- Prior to being drafted by the Titans, Weaver was introduced to future teammate and fellow pass rusher Bud Dupree. The pair share a financial advisor and were able to form a relationship in Arizona while training at the same facility and discussed ACL recovery.
- Weaver lists rehabbing a torn ACL during the pandemic as the biggest challenge he has had to overcome in his football career. He worked on 'staying focused even not knowing if there was going to be a season and even just finding locations to do my rehab work when everything shut down.'
- He was a member of Pitt's prestigious Blue & Gold Society, an undergraduate organization composed of top students who serve as ambassadors for the university and Pitt Alumni Association.
- Prior to the NFL Draft, Weaver trained in the martial art of Krav Maga.
- Weaver's grandmother has battled multiple sclerosis since he was in a middle school.
- While at Pitt, Weaver participated in the Leukemia & Lymphoma Society's Race to Anyplace Fundraiser with the same girl, Lili, for three consecutive years. Weaver and Lili struck up a friendship and are frequently in touch.
- Weaver and his best friend started a clothing line called Dreams to Reality which can be found on Instagram @d2r.shop.
- Weaver grew up in Indiana but moved to Florida prior to his sophomore year of high school. He wore No. 17 because he played quarterback and wanted a number right before Peyton Manning's No. 18. Weaver circled back to No. 17 in college, and 'I thought it was a cool number for an edge rusher.'

CAREER TRANSACTIONS:

- The Fort Lauderdale, Fla., native was selected by the Titans in the fourth round (135th overall) of the 2021 NFL Draft.

SEASON RECAPS:

2022 (8/2): Tied for second on the squad with 5.5 sacks. Ranks third on the team with 26 quarterback pressures. Has led or tied for the team lead in sacks three times in 2022 (vs. NYG, vs. LV, vs. DEN). Has led or tied for the team lead in quarterback pressures twice in 2022 (at KC, vs. DEN).

- Against N.Y. Giants (9/11), played as a reserve at outside linebacker and posted four tackles, including two sacks and three quarterback pressures. Registered his first career sack by dropping Daniel Jones for a five-yard loss in the opening stanza. Ended a Giants' drive by sacking Jones for a two-yard loss on third-and-five in the third quarter.

- At Buffalo (9/19), saw significant action as a reserve at outside linebacker and collected a quarterback pressure.

- Against Las Vegas (9/25), made his first career start at outside linebacker and notched two tackles, including a sack and a career-best four quarterback pressures. Dipped around the edge and dropped Derek Carr for a seven-yard sack on third-and-four late in the second quarter.

- At Indianapolis (10/2), saw action as a reserve at outside linebacker and tallied two tackles, including a sack, another tackle for loss, a forced fumble and three quarterback pressures. Helped limit Jonathan Taylor to just 42 rushing yards on 20 carries in the victory. Pounced on Matt Ryan for a six-yard loss after a bobbled snap in the second quarter. Strip-sacked Ryan for a six-yard loss but the loose ball was recovered by the Colts late in the third quarter.

- At Washington (10/9), started at outside linebacker and recorded a tackle, a quarterback pressure and a pass defensed. Ended a Commanders' drive by breaking up a pass intended for Curtis Samuel on fourth-and-four in the third quarter.

- Against Indianapolis (10/23), played as a reserve at outside linebacker and registered a tackle and a quarterback pressure.

- At Houston (10/30), was inactive.

- At Kansas City (11/6), played as a reserve at outside linebacker and tied for the team lead with five quarterback pressures.

- Against Denver (11/13), saw action as a reserve at outside linebacker and posted two tackles, including 1.5 sacks and a team-best eight quarterback pressures. Batted down a pass intended for Chase Edmonds late in the third quarter. Combined with DeMarcus Walker to sack Russell Wilson for a two-yard loss late in the final stanza. Came off the edge and strip-sacked Wilson on third-and-four late in the fourth quarter.

2021 (2/0): Played in two games as a reserve as a rookie and collected two tackles. Placed on injured reserve on Sept. 28 and missed the final 14 regular season games and the postseason contest. Was inactive for the season opener. Made his NFL debut at Seattle (9/19/21).

- Against Arizona (9/12), was inactive.

- At Seattle (9/19), saw action in his first NFL contest as a reserve on special teams and limited snaps at outside linebacker.

- Against Indianapolis (9/26), played as a reserve at outside linebacker and tallied two tackles before leaving the game late in the third quarter with an injury. Combined with Rashaan Evans to stonewall Jonathan Taylor for a one-yard loss on a rush off left guard late in the first quarter.

COLLEGE:

- In four seasons at Pittsburgh (2017-20), Weaver appeared in 35 games with 28 starts. He tallied 110 tackles, 34.5 tackles for loss, 17.0 sacks, nine passes defensed, 28 quarterback pressures, five forced fumbles and four fumble recoveries.

- As a senior (2020), started nine games and totaled 35 tackles, 14.5 tackles for loss, 7.5 sacks, 12 quarterback pressures, two passes defensed,

three forced fumbles and one fumble recovery. Named a consensus All-American after garnering first-team All-America honors from four of the NCAA's recognized selectors: Associated Press, American Football Coaches Association, Football Writers Association of America and Walter Camp Football Foundation. Also earned first-team All-America recognition by CBS Sports, ESPN, Phil Steele and Pro Football Focus. Awarded first team All-ACC honors and was a semifinalist for the Bednarik Award.

- As a junior (2019), suffered a season-ending injury during training camp.
- As a sophomore (2018), started all 14 games at defensive end and amassed 47 tackles, 14.0 tackles for loss, 6.5 sacks, 10 quarterback pressures, four passes defended, two forced fumbles and three fumble recoveries. Led the team in tackles for loss, sacks, and fumble recoveries. Tied for the ACC lead and ranked sixth nationally in fumble recoveries.
- As a redshirt freshman (2017), saw action in all 12 games and made five starts. Tallied 28 tackles, six tackles for loss, three sacks, six quarterback pressures and three passes defended.
- Redshirted in 2016.
- Graduated from Pittsburgh in 2020 with a degree in finance and business information systems.

PERSONAL:

- Attended Cooper City (Fla.) High School where he was a two-way player at defensive end and tight end and an all-county selection. Compiled 65 tackles, seven sacks, one pick-six, six passes defended, two forced fumbles, two blocked field goals and two blocked punts.
- Selected to play in the Broward County All-Star Classic and the Florida Athletic Coaches Association North vs. South All-Star Classic.
- Also participated in basketball and was a three-year starter. He played center and power forward.
- Son of Autumn DeLaPorte and Nevin Weaver.
- Has two sisters.
- Follow Weaver on Twitter and Instagram @RashadWeaver.
- Born Rashad Capone Weaver on Nov. 10, 1997 in Marion, Ind.

RASHAD WEAVER'S GAME-BY-GAME

2021 Tennessee Titans																			
Date	Opp	W/L	P/S	Tot	Solo	Asst	Sk	- Yds	QBP	TFL	Int-	Yds	-TD	PD	FF	FR-	Yds	SpT	
Sept 12	Ari	L	IA																
Sept 19	@ Sea	W	p	0	0	0	0.0	0.0	0	0	0	0	0	0	0	0	0	0	0
Sept 26	Ind	W	p	2	0	2	0.0	0.0	0	0	0	0	0	0	0	0	0	0	0
Oct 3	@ NYJ			Placed on injured reserve on Sept. 28, 2021															
Totals		2-1	2/0	2	0	2	0.0	0.0	0	0	0	0	0	0	0	0	0	0	0

Dec 4	@ Phi
Dec 11	Jax
Dec 18	@ LAC
Dec 24	Hou
Dec 29	Dal
Jan 7/8	@ Jax
Totals	6-3 8/2 12 9 3 5.5 27.0 26 4 0 0 0 2 2 0 0 0

2022 Tennessee Titans																		
Date	Opp	W/L	P/S	Tot	Solo	Asst	Sk	- Yds	QBP	TFL	Int-	Yds	-TD	PD	FF	FR-	Yds	SpT
Sept 11	NYG	L	p	4	3	1	2.0	7.0	3	2	0	0	0	0	0	0	0	0
Sept 19	@ Buf	L	p	0	0	0	0.0	0.0	1	0	0	0	0	0	0	0	0	0
Sept 25	LV	W	S	2	2	0	1.0	7.0	4	1	0	0	0	0	0	0	0	0
Oct 2	@ Ind	W	p	2	2	0	1.0	4.0	3	1	0	0	0	0	1	0	0	0
Oct 9	@ Was	W	S	1	1	0	0.0	0.0	1	0	0	0	0	1	0	0	0	0
Oct 23	Ind	W	p	1	0	1	0.0	0.0	1	0	0	0	0	0	0	0	0	0
Oct 30	@ Hou	W	IA															
Nov 6	@ KC	L	p	0	0	0	0.0	0.0	5	0	0	0	0	0	0	0	0	0
Nov 13	Den	W	p	2	1	1	1.5	9.0	8	0	0	0	0	1	1	0	0	0
Nov 17	@ GB																	
Nov 27	Cin																	

RASHAD WEAVER'S NFL STATISTICS

REGULAR SEASON		TACKLES									INTERCEPTIONS					FUMBLES			
Year	Team	GP	GS	Tot	Solo	Asst	Sk	Yds	QBP	TFL	No	Yds	Lg	TD	PD	FF	FR	Yds	SpT
2021	Tennessee	2	0	2	0	2	0.0	0.0	0	0	0	0	0	0	0	0	0	0	0
2022	Tennessee	8	2	12	9	3	5.5	27.0	26	4	0	0	0	2	2	2	0	0	0
NFL Totals		10	2	14	9	5	5.5	27.0	26	4	0	0	0	2	2	0	0	0	0

Single-Game Highs

- Tackles - **4 vs. N.Y. Giants (9/11/22)**
- Sacks - **2 vs. N.Y. Giants (9/11/22)**
- Tackles for Loss - **2 vs. N.Y. Giants (9/11/22)**

- Quarterback Pressures - **8 vs. Denver (11/13/22)**
- Forced Fumbles - **1 (Twice, last vs. Denver 11/13/22)**
- Passes Defended - **1 (Twice, last vs. Denver 11/13/22)**



15 NICK WESTBROOK-IKHINE

WIDE RECEIVER • 6'2" • 211 LBS • COLLEGE: INDIANA
ACQUIRED: FREE AGENT - 2020 • NFL EXPERIENCE (NFL/TITANS): 3/3
HOMETOWN: LAKE MARY, FLA.
GAMES PLAYED/GAMES STARTED: 39/15 (PLAYOFFS: 2/0)



PRO: The Titans signed Nick Westbrook-Ikhine as a rookie free agent following the 2020 NFL Draft. The 6-foot-2-inch, 211-pounder provides versatility to the passing game with his ability to line up in multiple positions, while also contributing on special teams. In his first two seasons with the Titans, Westbrook-Ikhine appeared in 30 games with eight starts and caught 41 passes for 509 yards with four touchdowns. He set career-highs in 2021 in games played (16), games started (seven), receptions (38), receiving yards (476), and touchdowns (four). The Lake Mary, Fla., native appeared in 52 games with 36 starts and totaled 144 receptions for 2,226 yards with 16 touchdowns over four seasons at Indiana.

CAREER HIGHLIGHTS:

- In 2021, Westbrook-Ikhine set career marks in games played (16), games started (seven), receptions (38), receiving yards (476), reception long (46), and touchdowns (four). His receptions, receiving yards, and receiving touchdowns ranked second on the team.
- In 2021, Westbrook-Ikhine registered his first career 100-yard receiving game with seven catches for 107 yards against Houston (11/21/21).
- As a rookie in 2020, Westbrook-Ikhine saw action in 14 games with one start and collected three receptions for 33 yards.

TITANS TIDBITS:

- As an avid dog lover, Westbrook-Ikhine took care of dogs while in college through the popular app "Rover." Westbrook-Ikhine joined Rover the summer before his senior year at Indiana, and he would set his rate \$10-15 lower than the average price to ensure he was selected as a dog-sitter. Westbrook-Ikhine would bring the dogs everywhere with him, even to Indiana's indoor field, and would let the dogs run around on the turf. He has his own rescue dog now named Winston.
- In 2021, Westbrook-Ikhine was named the team's Ed Block Courage Award recipient.

CAREER TRANSACTIONS:

- The Lake Mary, Fla., native was signed by the Titans as a rookie free agent on May 7, 2020.
- Waived by the Titans on Sept. 5, 2020 and signed to the practice squad a day later.
- Activated from the practice squad to the active roster standard elevation on Sept. 14, 2020.
- Signed by the Titans from the practice squad to the active roster on Sept. 16, 2020.

SEASON RECAPS:

- 2022 (9/7):** Ranks second on the team with 257 receiving yards. Has lead the team in receiving yards twice in 2022 (at WAS, vs. DEN). Has tied for the team lead in receptions once in 2022 (vs. DEN). Registered a career-high two receiving touchdowns against Denver (11/13/22).
- Against N.Y. Giants (9/11), started at wide receiver and caught one pass for 13 yards.
 - At Buffalo (9/19), started at wide receiver and snared one pass for 13 yards. Helped set up the Titans' touchdown with a 13-yard, toe-drag grab down to the Bills' two-yard line during the opening drive.
 - Against Las Vegas (9/25), started at wide receiver and hauled in three passes for 40 yards. Kept the Titans' third touchdown drive alive with a 10-yard catch on third-and-three in the second quarter.
 - At Indianapolis (10/2), played as a reserve at wide receiver.
 - At Washington (10/9), started at wide receiver and snared two receptions for a team-best 72 receiving yards. Set up the Titans' game-winning touchdown with a career-long 61-yard grab to the Washington 12-yard

line in the third quarter.

- Against Indianapolis (10/23), started at wide receiver.
- At Houston (10/30), started at wide receiver and helped open holes for Titans' ball carriers to gain 314 rushing yards, the second-highest total in franchise history, including a 219-yard, two-touchdown performance by Derrick Henry.
- At Kansas City (11/6), played as a reserve at wide receiver.
- Against Denver (11/13), started at wide receiver and set career-highs with 119 receiving yards and two receiving touchdowns on five total catches. Cut the Broncos' lead to 10-7 with a nine-yard, toe-drag touchdown grab in the corner of the end zone on third-and-goal with 12 seconds remaining in the first half. Gave the Titans a 14-10 advantage with a 63-yard touchdown catch on a flea flicker in the third quarter.

- 2021 (16/7, 1/0):** Saw action in 16 games with seven starts at wide receiver and ranked second on the team with 38 receptions, 476 receiving yards and four receiving touchdowns, establishing career highs in each category. Collected three special teams tackles on coverage units. Was inactive for one game. Played as a reserve in the postseason contest. Led or tied for the team lead in receptions three times in 2021 (vs. IND, at NE, at PIT). Led the team in receiving yards five times in 2021 (vs. IND, vs. HOU, at NE, at PIT, at HOU). Tied for the team lead in special teams tackles once in 2021 (vs. BUF). Named the team's Ed Block Courage Award recipient.
- Against Arizona (9/12), played as a reserve at wide receiver and on special teams. Set up the Titans' first touchdown with a 10-yard catch down to the Cardinals' one-yard line on third-and-10 in the second quarter.
 - Against Indianapolis (9/26), started at wide receiver and led the with a then-career-high four catches and a then-career-best 53 receiving yards with his first career touchdown. Corralled his first career touchdown reception on an 18-yard slant to give the Titans a 14-7 lead in the second quarter. Drew a 30-yard pass interference penalty during the Titans' third touchdown drive early in the fourth quarter.
 - At N.Y. Jets (10/3), started at wide receiver and caught three passes for 29 yards.
 - Against Buffalo (10/18), saw action as a reserve at wide receiver and caught three passes for 27 yards. Registered a special teams stop on coverage units. Hauled in all three receptions for 27 yards, including an eight-yard grab on third-and-six during the Titans' game-winning touchdown drive in the fourth quarter.
 - At Indianapolis (10/31), played as a reserve at wide receiver and caught two passes for 16 yards with a touchdown. Posted a special teams tackle on coverage units. Gave the Titans a 21-17 lead with a five-yard touchdown catch on third-and-four in the third stanza.
 - At L.A. Rams (11/7), saw action as a reserve at wide receiver and caught one pass for 14 yards. Extended the Titans' second touchdown drive with a 14-yard grab on third-and-four in the second quarter.
 - Against New Orleans (11/14), started at wide receiver and hauled in one reception for 10 yards. Recovered the Saints' onside kick late in the fourth quarter which sealed the victory.
 - Against Houston (11/21), led the team with a career-high 107 receiving yards on a career-best seven receptions. Kept the Titans' touchdown drive alive in the third quarter with an 16-yard reception on third-and-nine.
 - At New England (11/28), started at wide receiver and tied for the team lead with two receptions for a team-high 25 yards with a touchdown. Cut the Patriots lead to 7-6 with a one-yard touchdown catch from Ryan Tannehill on third-and-one early in the second quarter.
 - Against Jacksonville (12/12), started at wide receiver and posted three catches for 31 yards.
 - At Pittsburgh (12/19), started at wide receiver and tied for the team lead

with four catches for a team-best 32 receiving yards.

- Against San Francisco (12/23), played as a reserve at wide receiver and snared two receptions for 38 yards. Extended the Titans' first scoring drive with a 24-yard reception on third-and-15 in the third quarter.
- At Houston (1/9), played as a reserve at wide receiver and led the team with 78 receiving yards on four catches with a touchdown. Hauled in a 29-yard reception over the middle and between two defenders in the opening quarter. Snared a four-yard touchdown pass with 11 seconds remaining in the first half. Got open after Tannehill somehow eluded a sack and snagged a 36-yard completion on third-and-five in the fourth quarter.
- Against Cincinnati (1/22), saw action as a reserve at wide receiver in the divisional playoff match.

2020 (14/1, 1/0): Appeared in 14 games with one start at wide receiver as a rookie and caught three passes for 33 yards. Collected two special teams tackles on coverage units. Was inactive for two games. Saw action as a reserve in the postseason contest and caught two passes for 17 yards and led the team with a special teams tackle. Led or tied for the team lead in special teams tackles twice in 2020 (at HOU, vs. BAL). Made his NFL debut against Jacksonville (9/20/20). Made his first career start against Houston (10/18/20).

- Against Jacksonville (9/20), played as a reserve on special teams and at wide receiver in his first NFL contest.
- Against Buffalo (10/13), played significant snaps as a reserve at wide receiver and notched his first career NFL reception for seven yards.
- Against Houston (10/18), made his first career start at wide receiver and hauled in a two-point conversion in the fourth quarter. Increased the Titans' lead to 29-23 with a two-point conversion grab in the back of the endzone in the fourth quarter.
- At Baltimore (11/22), played as a reserve on special teams and caught one pass from Logan Woodside for seven yards on a fake punt in the second quarter.
- Against Detroit (12/20), played as a reserve on special teams. Notched a tackle on defense and a special teams stop on coverage units. Raced down the field as a gunner and stonewalled Jamal Agnew for a one-yard loss on a punt return in the third quarter. Sniffed out a fake punt and stuffed C.J. Moore one yard short of the first down in the fourth quarter.
- At Green Bay (12/27), saw action as a reserve at wide receiver and on special teams. Hauled in one pass for 19 yards.
- At Houston (1/3), played as a reserve at wide receiver and on special teams in the Titans' division-clinching victory. Notched a special teams tackle on coverage units.
- Against Baltimore (1/10), saw action as a reserve at wide receiver and caught two passes for 17 yards in his postseason debut. Registered a special teams tackle on coverage units.

COLLEGE:

- Appeared in 52 games with 36 starts and totaled 144 receptions for 2,226 yards with 16 touchdowns over four seasons at Indiana. Ranked sixth in school history in catches, seventh in yardage and touchdowns, and tied for seventh in 100-yard receiving games (six). Became the seventh Hoosier to reach 125 receptions and 2,000 yards.

- As a senior (2019), appeared in all 13 games and made 12 starts. Caught 42 passes for 572 yards and a team-high five touchdowns. Named as a William V. Campbell Trophy semifinalist.
- As a redshirt junior (2018), started all 12 games and made 42 catches for a team-leading 590 yards and four touchdowns. Named to the Biletnikoff Award Watch List.
- As a junior (2017), received a medical redshirt after suffering a season-ending injury in the season opener.
- As a sophomore (2016), saw action in all 13 games and made 12 starts. Made 54 receptions for 995 yards and six touchdowns, all of which were career-high marks. His 995 yards led the team and ranked seventh on Indiana's single-season list.
- As a freshman (2015), appeared in all 13 games and made six receptions for 69 yards and one touchdown.
- Graduated in December 2019 with a business marketing degree from Indiana.

PERSONAL:

- Attended Lake Mary (Fla.) High School where he was named first team all-state, all-district and All-Central Florida as a senior after he recorded 84 receptions for 1,853 yards and 21 touchdowns.
- Caught 52 passes for 826 yards and 13 scores as a junior.
- Also lettered in track and field and lacrosse.
- Son of Amy and Jeff Nickel.
- Follow Westbrook-Ikhine on Twitter @nick_west15 and on Instagram @nickwestbrook15.
- Born Nicholas Westbrook-Ikhine on March 21, 1997 in Lake Mary, Fla.

NICK WESTBROOK-IKHINE'S GAME-BY-GAME

2020 Tennessee Titans

					RECEIVING				
Date	Opp.	W/L	P/S	No	Yds	Avg	Lg	TD	
Sept 14	@ Den	W	IA						
Sept 20	Jax	W	p	0	0	-	0	0	
Sept 27	@ Min	W	p	0	0	-	0	0	
Oct 13	Buf	W	p	1	7	7.0	7	0	
Oct 18	Hou	W	S	0	0	-	0	0	
Oct 25	Pit	L	p	0	0	-	0	0	
Nov 1	@ Cin	L	p	0	0	-	0	0	
Nov 8	Chi	W	p	0	0	-	0	0	
Nov 12	Ind	L	p	0	0	-	0	0	
Nov 22	@ Bal	W	p	1	7	7.0	7	0	
Nov 29	@ Ind	W	p	0	0	-	0	0	
Dec 6	Cle	L	IA						
Dec 13	@ Jax	W	p	0	0	-	0	0	
Dec 20	Det	W	p	0	0	-	0	0	
Dec 27	@ GB	L	p	1	19	19.0	19	0	
Jan 3	@ Hou	W	p	0	0	-	0	0	
Totals		11-5	14/1	3	33	11.0	19	0	
Playoffs									
Jan 10	Bal	L	p	2	17	8.5	12	0	
Totals		0-1	1/0	2	17	8.5	12	0	

2021 Tennessee Titans

					RECEIVING				
Date	Opp.	W/L	P/S	No	Yds	Avg	Lg	TD	
Sept 12	Ari	L	p	1	10	10.0	10	0	
Sept 19	@ Sea	W	p	1	6	6.0	6	0	
Sept 26	Ind	W	S	4	53	13.3	18t	1	
Oct 3	@ NYJ	L	S	3	29	9.7	18	0	
Oct 10	@ Jax	W	IA						
Oct 18	Buf	W	p	3	27	9.0	14	0	
Oct 24	KC	W	p	0	0	-	0	0	
Oct 31	@ Ind	W	p	2	16	8.0	11	1	
Nov 7	@ LAR	W	p	1	14	14.0	14	0	

Nov 14	NO	W	S	1	10	10.0	10	0	
Nov 21	Hou	L	p	7	107	15.3	46	0	
Nov 28	@ NE	L	S	2	25	12.5	24	1	
Dec 12	Jax	W	S	3	31	10.3	15	0	
Dec 19	@ Pit	L	S	4	32	8.0	12	0	
Dec 23	SF	W	p	2	38	19.0	24	0	
Jan 2	Mia	W	S	0	0	-	0	0	
Jan 9	@ Hou	W	p	4	78	19.5	36	1	
Totals		12-5	16/7	38	476	12.5	46	4	
Playoffs									
Jan 22	Cin	L	p	0	0	-	0	0	
Totals		0-1	1/0	0	0	-	0	0	

2022 Tennessee Titans

					RECEIVING				
Date	Opp.	W/L	P/S	No	Yds	Avg	Lg	TD	
Sept 11	NYG	L	S	1	13	13.0	13	0	
Sept 19	@ Buf	L	S	1	13	13.0	13	0	
Sept 25	LV	W	S	3	40	13.3	15	0	
Oct 2	@ Ind	W	p	0	0	-	0	0	
Oct 9	@ Was	W	S	2	72	36.0	61	0	
Oct 23	Ind	W	S	0	0	-	0	0	
Oct 30	@ Hou	W	S	0	0	-	0	0	
Nov 6	@ KC	L	p	0	0	-	0	0	
Nov 13	Den	W	S	5	119	23.8	63t	2	
Nov 17	@ GB								
Nov 27	Cin								
Dec 4	@ Phi								
Dec 11	Jax								
Dec 18	@ LAC								
Dec 24	Hou								
Dec 29	Dal								
Jan 7/8	@ Jax								
Totals		6-3	9/7	12	257	21.4	63t	2	

NICK WESTBROOK-IKHINE'S NFL STATISTICS

REGULAR SEASON

		RECEIVING								RUSHING				
Year	Team	GP	GS	No	Yds	Avg	Lg	TD	Att	Yds	Avg	Lg	TD	
2020	Tennessee	14	1	3	33	11.0	19	0	0	0	-	0	0	
2021	Tennessee	16	7	38	476	12.5	46	4	0	0	-	0	0	
2022	Tennessee	9	7	12	257	21.4	63t	2	0	0	-	0	0	
NFL Totals		39	15	53	766	14.5	63t	6	0	0	-	0	0	

PLAYOFFS

		RECEIVING								RUSHING				
Year	Team	GP	GS	No	Yds	Avg	Lg	TD	Att	Yds	Avg	Lg	TD	
2020	Tennessee	1	0	2	17	8.5	12	0	0	0	-	0	0	
2021	Tennessee	1	0	0	0	-	0	0	0	0	-	0	0	
NFL Totals		2	0	2	17	8.5	12	0	0	0	-	0	0	

Single-Game Highs

Receptions - 7 vs. Houston (11/21/21)
 Receiving Yards - **119 vs. Denver (11/13/22)**
 Long Reception - **63t vs. Denver (11/13/22)**
 Receiving Touchdowns - **2 vs. Denver (11/13/22)**

Additional Career Statistics

Tackles - 1 (2020)
 Special Teams Tackles - 2 (2020), 3 (2021)
 Misc. Tackles - 1 (2020), **1 (2022)**
 Two-Point Conversions - 1 reception (2020)
 Fumble Recoveries - **1 (2022)**

Playoff Single-Game Highs

Receptions - 2 vs. Baltimore (1/10/21)
 Receiving Yards - 17 vs. Baltimore (1/10/21)
 Long Reception - 12 vs. Baltimore (1/10/21)

Additional Career Playoff Statistics

Special Teams Tackles - 1 (2020)



7 MALIK WILLIS

QUARTERBACK • 6'1" • 219 LBS • COLLEGE: LIBERTY

ACQUIRED: 3RD ROUND - 2022

NFL EXPERIENCE (NFL/TITANS): ROOKIE • HOMETOWN: ATLANTA, GA.

GAMES PLAYED/GAMES STARTED: 5/2 (PLAYOFFS: 0/0)



PRO: The Titans selected Malik Willis in the third round (86th overall) of the 2022 NFL Draft. The 6-foot-1-inch, 219-pound signal caller possesses a dynamic skill set that includes a strong, accurate arm and elusiveness as a runner. A native of Atlanta, Ga., he spent three total years at Liberty, including a 2019 redshirt campaign, after transferring from Auburn. During his two seasons as Liberty's starting signal caller, he directed the Flames to two bowl victories and led the FBS with 74 total passing (47) and rushing (27) touchdowns. He was the third quarterback drafted in 2022 after the Titans traded up four spots in the third round to select him.

CAREER HIGHLIGHTS:

- In his final season at Liberty in 2021, Willis led the Flames to an 8-5 record and a bowl win. He completed 207 of 339 passes for 2,857 yards and 27 touchdowns to go along with 197 rushing attempts for 878 yards and 13 touchdowns.

TITANS TIDBITS:

- In recognition of his stellar play on the field and outstanding character off the gridiron, Willis was named the 2021 Bobby Bowden Trophy winner. The award is presented annually to "a college football player who epitomizes a student-athlete of faith and conducts himself as an exemplary model in the classroom, on the field, on the campus and in the community." The other two finalists for the 2021 award were Georgia kicker/punter Jake Camarda and Michigan defensive end Aidan Hutchinson.
- Willis' uncle James Anderson was a linebacker who played 10 seasons in the NFL, including time in 2014 with the Titans. Anderson also played with the Panthers (2006-12), Bears (2013) and Saints (2015). Willis' cousin Nigel Warrior was a defensive back at the University of Tennessee (2016-19) before playing in the NFL for the Ravens (2020) and Seahawks (2021).
- Willis says that one of his bucket list goals is to one day win the Walter Payton NFL Man of the Year Award.
- Off the field, Willis enjoys playing video games and lists Call of Duty, Madden NFL, NBA2K and FIFA as his favorites.

CAREER TRANSACTIONS:

- The Atlanta, Ga., native was selected by the Titans in the third round (86th overall) of the 2022 NFL Draft.

SEASON RECAPS:

2022 (5/2):

- Against N.Y. Giants (9/11), did not play as the backup quarterback.
- At Buffalo (9/19), entered the game at quarterback late in the third quarter and completed one of four passes for six yards. Rushed four times for 16 yards.
- Against Las Vegas (9/25), did not play as the backup quarterback.
- At Indianapolis (10/2), did not play as the backup quarterback.
- At Washington (10/9), did not play as the backup quarterback.
- Against Indianapolis (10/23), saw limited action as a reserve at quarterback.
- At Houston (10/30), made his first career start and earned his first career victory. Completed six of 10 passes for 55 yards with an interception. Rushed five times for 12 yards. Became the sixth rookie quarterback in franchise history and the first since Marcus Mariota in 2015 to win his first NFL start.
- At Kansas City (11/6), started at quarterback and completed five of 16 passes for 80 yards. Rushed eight times for 40 yards. Kickstarted the Titans' first touchdown drive with a 16-yard pass to Austin Hooper along

the sideline in the second quarter. Set up the Titans' second touchdown with an 18-yard, back-shoulder throw to Hooper to the Chiefs' two-yard line in the second stanza.

- Against Denver (11/13), entered the game for a single play that resulted in a fumble in the fourth quarter.

COLLEGE:

- Played two seasons at Liberty after spending his first two collegiate seasons at Auburn. In four total seasons, he appeared in 38 games with 23 starts, completing 388 of 618 passes for 5,186 yards and 48 touchdowns with 18 interceptions. He also rushed for 2,131 yards and 29 touchdowns on 366 career rushing attempts. His 74 total passing and rushing touchdowns from 2020 to 2021 ranked first among all FBS players. His record in 23 career starts was 17-6, all with Liberty, including two bowl victories.

AS A SENIOR (2021), started all 13 games at quarterback. Completed 207 of 339 passing attempts for 2,857 yards and 27 touchdowns, and he also led Liberty in rushing with 878 yards and 13 touchdowns on 197 carries. Honors included Bobby Bowden Trophy, Davey O'Brien National Quarterback Award semifinalist, Maxwell Award semifinalist, Phil Steele Postseason All-Independent first team and 2022 Reese's Senior Bowl invitation. His 3,736 total offensive yards ranked second in program history for a single season. Broke his own single-season school record with 40 total touchdowns. Ranked eighth in the country in points responsible for (242/18.6 per game), 18th in passing touchdowns, 20th in total offense (287.7 yards per game) and 20th in passing yards per completion (13.83).

- Against Old Dominion (9/18), passed for 242 yards and four touchdowns while adding 77 rushing yards and two rushing touchdowns.
- At UAB (10/2), passed for 287 yards and one touchdown and rushed 15 times for 144 yards and a pair of touchdowns.
- At Louisiana-Monroe (10/16), rushed for a season-high 157 yards with two touchdowns.
- Against UMass (10/30), passed for a season-high 307 yards and four touchdowns.
- Against Army (11/27), passed for 305 yards and one touchdown and added 37 rushing yards with one rushing score.
- Against Eastern Michigan (12/18), named the MVP of the LendingTree Bowl, finishing the game with five total touchdowns (three passing, two rushing) and 289 yards of total offense (231 passing, 58 rushing).

AS A JUNIOR (2020), started all 10 games in which he played in his first season as Liberty's quarterback after sitting out 2019 due to transfer rules. Won each of his first seven career starts. Completed 170 of 265 passes for 2,260 yards, 20 touchdowns and six interceptions. Added 141 rushing attempts for 944 yards and 14 touchdowns. Had at least one rushing touchdown in eight of his 10 games. Led all FBS quarterbacks in rushing yards and touchdowns. Other national rankings included eighth in points responsible for (204) and points responsible for per game (20.4); ninth in total offense (320.4 yards per game); 11th in total touchdowns (14); 17th in passing efficiency (156.2); and 16th in passing touchdowns.

- At Western Kentucky (9/19), rushed for a career-high 168 yards and three touchdowns during his first collegiate start. His 168 rushing yards were the most in program history in a single game by a Liberty quarterback.
- Against Southern Miss (10/24), passed for a career-high 345 yards and tied a program record with a career-high six passing touchdowns.
- Against Western Carolina (11/14), passed for 306 yards and three touchdowns and added 97 rushing yards and a pair of rushing touchdowns.
- At Syracuse (10/17), led the Flames to their first-ever win over an

ACC opponent, completing 16-of-20 pass attempts for 182 yards and a touchdown, while rushing for 58 yards and a touchdown.

- At Virginia Tech (11/7), guided the Flames to their first-ever win over the Hokies, passing for 217 yards and three touchdowns while rushing for 108 yards and a score.
- Against Coastal Carolina (12/26), named the FBC Mortgage Cure Bowl MVP after leading the Flames to the program's first-ever win over a national ranked FBS team (No. 9/11). Finished the contest completing 19 of 29 attempts for 220 yards, while rushing for 137 yards and four touchdowns.
- Redshirted under transfer rules during his first year at Liberty in 2019.

AS A SOPHOMORE (2018), appeared in eight games at Auburn, completing five of his seven pass attempts for 24 yards. Added 12 rushing attempts for 88 yards and one touchdown.

- Against Mississippi State (9/30), scored his first career touchdown on a 67-yard run.
- Against Liberty (11/17), recorded a 16-yard rushing touchdown for the Tigers.

AS A FRESHMAN (2017), saw action in seven games at Auburn, completing six of his seven pass attempts for 45 yards and one touchdown. Added 16 rushing attempts for 221 yards and a score.

- At Arkansas (10/21), completed his first collegiate touchdown pass (four yards to Devan Barrett) and added a 48-yard rushing attempt.
- Graduated from Liberty in December 2020 with a degree in interdisciplinary studies with a focus in business and sports management. He entered the NFL in 2022 three classes from receiving an MBA.

PERSONAL:

- Attended Roswell (Atlanta, Ga.) High School as a senior after transferring from Westlake (Atlanta, Ga.) High School.
- Led the Roswell Hornets to the Class 7A state title game as a senior.

Passed for 2,562 yards, rushed for 1,033 yards, and accounted for 37 total touchdowns. Named Class 7A AJC offensive player of the year and first-team All-State.

- Also played high school baseball as a shortstop, third baseman, catcher and pitcher.
- Son of Shastca Grier and Harold Willis with one brother and one sister.
- Follow Willis on Twitter and Instagram at @malikwillis.
- Follow Willis on Tiktok at @malikwillisQB.
- Born Malik Antonio Willis on May 25, 1999 in College Park, Ga.

MALIK WILLIS' COLLEGE STATISTICS

Year	Team	GP/GS	PASSING								RUSHING				
			Att	Cmp	Pct	Yds	Yd/Att	TD	INT	Lg	Att	Yds	Avg.	Lg	TD
2017	Auburn	7/0	7	6	85.7	45	6.42	1	0	37	16	221	13.8	67	1
2018	Auburn	8/0	7	5	71.4	24	3.43	0	0	7	12	88	7.3	30	1
2019	Liberty	0/0	Redshirt Season												
2020	Liberty	10/10	265	170	64.2	2,260	8.53	20	6	83	141	944	6.7	67	14
2021	Liberty	13/13	339	207	61.1	2,857	8.43	27	12	70	197	878	4.5	56	13
College Totals		38/23	618	388	62.7	5,186	8.39	48	18	83	366	2,131	5.8	67	29

Single-Game Highs

- Attempts - 46 vs. Army (11/27/21)
- Completions - 24 (Three times, last vs. Army 11/27/21)
- Passing Yards - 345 vs. Southern Mississippi (10/24/20)
- Touchdown Passes - 6 vs. Southern Mississippi (10/24/20)
- Long Completion - 83t vs. Western Carolina (11/14/20)

- Rushing Attempts - 27 at Mississippi (11/6/21)
- Rushing Yards - 168 at Western Kentucky (9/19/20)
- Rushing Long - 67 (Twice, last vs. Florida International 9/26/20)
- Rushing Touchdowns - 4 at Coastal Carolina (12/26/20)

MALIK WILLIS' GAME-BY-GAME

2022 Tennessee Titans				PASSING											RUSHING					COMBINED RUSH + PASS		
Date	Opp	W/L	P/S	Att	Cmp	Pct	Yds	Yds/Att	TD	Int	Lg	Sk	Lst	Rating	Att	Yds	Avg	Lg	TD	Yards	Touchdowns	
Sept 11		NYG	L	DNP																		
Sept 19	@	Buf	L	p	4	1	25.0	6	1.5	0	0	6	0	0	39.6	4	16	4.0	8	0	22	
Sept 25		LV	W	DNP																		
Oct 2	@	Ind	W	DNP																		
Oct 9	@	Was	W	DNP																		
Oct 23		Ind	W	p	0	0	-	0	-	0	0	0	0	-	0	0	-	0	0	0	0	0
Oct 30	@	Hou	W	S	10	6	60.0	55	5.5	0	1	16	3	15	35.4	5	12	2.4	6	0	67	
Nov 6	@	KC	L	S	16	5	31.3	80	5.0	0	0	48	3	23	49.0	8	40	5.0	17	0	120	
Nov 13		Den	W	p	0	0	-	0	-	0	0	0	0	-	1	-4	-4.0	-4	0	-4		
Nov 17	@	GB																				
Nov 27		Cin																				
Dec 4	@	Phi																				
Dec 11		Jax																				
Dec 18	@	LAC																				
Dec 24		Hou																				
Dec 29		Dal																				
Jan 7/8	@	Jax																				
Totals			6-3	5/2	30	12	40.0	141	4.7	0	1	48	6	38	41.1	18	64	3.6	17	0	205	

MALIK WILLIS' NFL STATISTICS

REGULAR SEASON			PASSING											RUSHING				
Year	Team	GP/GS	Att	Cmp	Pct	Yds	Yd/Att	TD	INT	Lg	Sk	Yds	Rat	Att	Yds	Avg	Lg	TD
2022	TEN	5/2	30	12	40.0	141	4.7	0	1	48	6	38	41.1	18	64	3.6	17	0
NFL Totals		5/2	30	12	40.0	141	4.7	0	1	48	6	38	41.1	18	64	3.6	17	0

Regular Season Career record as starter: 1-1 (.500)

Single-Game Highs

Attempts - **16 at Kansas City (11/6/22)**

Completions - **6 at Houston (10/30/22)**

Passing Yards - **80 at Kansas City (11/6/22)**

Touchdown Passes -

Long Completion - **48 at Kansas City (11/6/22)**

Completion Percentage -

Passer Rating -

Rushes - **8 at Kansas City (11/6/22)**

Rushing Yards - **40 at Kansas City (11/6/22)**

Long Rush - **17 at Kansas City (11/6/22)**

Additional Statistics

Misc. Tackles - **1 (2022)**



2 ROBERT WOODS

**WIDE RECEIVER • 6'0" • 195 LBS • COLLEGE: SOUTHERN CALIFORNIA
ACQUIRED: TRADE (LAR) - 2022 • NFL EXPERIENCE (NFL/TITANS): 10/1
HOMETOWN: GARDENA, CALIF.
GAMES PLAYED/GAMES STARTED: 134/122 (PLAYOFFS: 6/6)**



Super Bowl: 2021

PRO: The Titans acquired veteran wide receiver Robert Woods in a trade with the Los Angeles Rams during the 2022 offseason. The 6-foot, 195-pounder brings a complete skill set to his position, excelling in route running, making contested catches, and he is considered one of the best blocking receivers in the league. Woods entered the league as a second-round pick of the Buffalo Bills in the 2013 NFL Draft out of Southern California and spent his first four NFL seasons with the club. In 2017, he joined the Rams as an unrestricted free agent and collected 367 receptions for 4,626 yards with 23 receiving touchdowns in the last five seasons with the team.

CAREER HIGHLIGHTS:

- In 2020, Woods tied a career-best with 90 receptions for 936 yards with six touchdowns.
- In 2019, Woods notched a career-high-tying 90 catches for 1,134 yards and two touchdowns.
- In 2018, Woods posted 86 receptions for a career-high 1,219 yards with six touchdowns in his first season with the Los Angeles Rams.

TITANS TIDBITS:

- Woods' father and grandfather (both also named Robert) played football at Grambling State.
- In the spring of 2012, Woods and 15 of his Southern California teammates spent five days in Haiti building homes and assisting those in need.
- Woods is re-united with Titans wide receivers coach Rob Moore who was his coach with Buffalo in 2014. Titans offensive coordinator Todd Downing was also on the Bills' staff.

CAREER TRANSACTIONS:

- The Gardena, Calif., native was selected by the Buffalo Bills in the second round (41st overall) of the 2013 NFL Draft.
- Signed by the Los Angeles Rams as an unrestricted free agent on March 9, 2017.
- Traded by the Rams to the Titans for a 2023 sixth-round draft pick on March 20, 2022.

SEASON RECAPS:

2022 (9/7 - Tennessee): Leads the team with 24 receptions and 266 receiving yards. Has led or tied for the team lead in receptions five times in 2022 (at BUF, at IND, at WAS, vs. IND, at HOU). Has led the team in receiving yards twice in 2022 (vs. LV, at HOU).

- Against N.Y. Giants (9/11), made his Titans debut as a starter at wide receiver and caught one pass for 13 yards.
- At Buffalo (9/19), started at wide receiver and tied for the team lead with four catches for 39 yards.
- Against Las Vegas (9/25), led the team with 85 receiving yards on four catches. Got the Titans' second touchdown drive going with a 41-yard grab to the Raiders' 14-yard line on the final play of the opening stanza. Helped set up the Titans' field goal just before halftime with a 21-yard punt return to the Raiders' 49-yard line.
- At Indianapolis (10/2), tied for the team lead with four catches for 30 yards with his first touchdown in a Titans' uniform. Gave the Titans an early 7-0 lead with a seven-yard touchdown grab in the first quarter.
- At Washington (10/9), tied for the team lead with four catches for 37 yards.
- Against Indianapolis (10/23), tied for the team lead with three receptions for 26 yards. Extended the Titans' opening scoring drive with a 13-yard grab on third-and-seven in the first stanza. Kept the Titans' third scoring

drive alive with a seven-yard catch on third-and-four in the third quarter.

- At Houston (10/30), led the team with two receptions and 26 receiving yards. Helped open holes for Titans' ball carriers to gain 314 rushing yards, the second-highest total in franchise history, including a 219-yard, two-touchdown performance by Derrick Henry. Set up the Titans' first touchdown drive with a 16-yard punt return to the Texans' 37-yard line in the second quarter. Sealed the victory by recovering a Texans' onside-kick with 16 seconds remaining in the contest.
- At Kansas City (11/6), played as a reserve at wide receiver.
- Against Denver (11/13), started at wide receiver and caught two passes for 10 yards. Extended the Titans' opening touchdown drive with a six-yard catch on third-and-three late in the second quarter.

2021 (9/9, 0/0 - L.A. Rams): Started the first nine games of the season at wide receiver and snared 45 receptions for 556 yards with four touchdowns. Placed on injured reserve on Nov. 24 and missed the final eight regular season games and the postseason contests.

- Against Arizona (10/3), posted four receptions for 48 yards with a 14-yard touchdown catch in the fourth quarter.
- At Seattle (10/7), caught a team-high 12 passes for 150 receiving yards.
- Against Tennessee (11/7), snared seven receptions for 98 yards.

2020 (16/16, 2/2 - L.A. Rams): Named a captain for the first time in his career. Started all 16 regular season games at wide receiver and finished with 936 receiving yards, tied his single-season receptions records with 90 catches and scored a season-high eight touchdowns.

- Against Dallas (9/13), recorded six receptions for 105 yards.
- At Buffalo (9/27), caught five receptions for 74 yards with a long of 31 yards. Rushed for 30 yards on three attempts.
- At Miami (11/1), caught seven passes for 85 yards with one touchdown.
- At Tampa Bay (11/23), recorded 130 yards receiving on a team-high 12 receptions and scored one touchdown. Hauled in a 35-yard strike in the final seconds of the first half to set up a 38-yard field goal as time expired in the second quarter.
- At Arizona (12/6), led the team with 10 receptions and 85 receiving yards.
- At Seattle (1/9), caught four passes for 48 yards with one touchdown in the wild card round.

2019 (15/15 - L.A. Rams): Started 15 games at wide receiver and ranked second on the team with a career-high-tying 90 receptions and 1,134 receiving yards. His 90 receptions was good for the eighth-best single-season output in franchise history. He became the first Rams player to have consecutive seasons with over 1,000 receiving yards since Torry Holt finished a run of eight-straight seasons from 2000-2007. Was inactive for one contest.

- At Carolina (9/8), hauled in eight receptions for a team-high 70 yards.
- Against Tampa Bay (9/29), grabbed a season best 13 receptions for 164 yards. Entered the top-20 in franchise history with 2,307 receiving yards.
- At Pittsburgh (11/10), caught seven passes for 95 yards with a long of 24 yards.
- Against Baltimore (11/25), caught six passes for 97 yards with a long of 38 yards.
- At Arizona (12/1), snared in a career-best 172 receiving yards on 13 receptions with a long of 48 yards.
- Against Seattle (12/8), posted in seven receptions for 98 yards with his first touchdown of the season.
- At San Francisco (12/21), hauled in eight receptions for 117 yards with a long of 29 yards.

2018 (16/16, 3/3 - L.A. Rams): Started all 16 regular season games at wide receiver and finished with a career-high 1,219 receiving yards, a then career-best 86 receptions with a career-high-tying six touchdowns. Averaged 14.2 yards per reception and proved his versatility by totaling 157 rushing yards on 19 carries and one rushing touchdown. Started all three postseason games and notched 17 receptions for 172 yards.

- Against L.A. Chargers (9/23), led the team in receptions (10), receiving yards (104) and touchdowns (two). Marked his first 100-plus yard game of the season, the sixth career and also his third career multi-touchdown game.
- Against Minnesota (9/27), caught all five targets for 101 yards and one touchdown. Had his longest reception of the season (36 yards).
- At Seattle (10/7), recorded five receptions for a team-leading 92 yards and tallied a career-long 56-yard rush.
- At Denver (10/14), led the team with seven receptions and 109 receiving yards.
- At San Francisco (10/21), recorded his 300th career reception. Led the team in receptions (five) and receiving yards (78) with a long of 32 yards.
- Against Seattle (11/11), tallied four receptions for 89 yards, while setting a single-season career high with 832 reception yards.
- At Detroit (12/2), led the team with five receptions and 67 receiving yards. Posted an eight-yard touchdown reception.
- At Chicago (12/9), led the team with seven receptions and 61 receiving yards. Eclipsed 1,000 total receiving yards for the first time in his career.
- At Arizona (12/23), led the team in receptions (six) and reception yards (89) with a long of 39 yards, which was a touchdown. Rushed the ball twice for 15 yards with the first rushing touchdown of his career.
- Against Dallas (1/12), led the team in receptions (six) and reception yards (69) in the divisional round.
- Against New England in Super Bowl LIII (2/3), totaled five receptions for 70 yards.

2017 (12/11, 1/1 - L.A. Rams): Saw action in 12 games with 11 starts in his first season with the Rams. Finished the regular season with a then career-high 781 receiving yards on 56 catches with five touchdowns. Was inactive for three contests and did not play in the regular season finale.

- At San Francisco (9/21), hauled in six receptions for 108 yards with a long 31-yard reception. It marked his fourth 100-plus yard receiving game of his career.
- At N.Y. Giants (11/5), snared two touchdowns on 70 receiving yards. Notched his first multi-touchdown game of his career. Converted a third-and-33 with a 52-yard touchdown reception, only the third, third-and-30+ conversion since 1991.
- Against Houston (11/12), registered eight receptions for 171 yards and two touchdowns. Hauled in the third-longest reception in franchise history, a 94-yard touchdown reception from Jared Goff.
- At Seattle (12/17), grabbed six passes for 45 yards with a one-yard touchdown pass.
- Against Atlanta (1/6), led the team with nine receptions (nine) and 142 receiving yards in the wild card matchup. His 142 receiving yards are the fourth-highest output in a single postseason game in Rams history.

2016 (13/10 - Buffalo): Played in 13 games with 10 starts and led the Bills with 613 receiving yards, while finishing second on the squad with 51 receptions. Was inactive for three contests.

- At New England (10/2), hauled in seven receptions for 89 yards.
- Against San Francisco (10/16), caught five passes for 44 yards and a touchdown.
- At Seattle (11/7), notched a then career-high 10 receptions for 162 yards.

2015 (14/9 - Buffalo): Saw action in 14 games with nine starts at wide receiver and registered 47 receptions for 552 yards and three touchdowns. Placed on injured reserve on Dec. 22 and missed the final two regular season games.

- Against New England (9/20), hauled in three passes for 60 yards and one touchdown.
- At Jacksonville (10/25), tied a then career-high with nine receptions for 84 yards with a touchdown.
- At Philadelphia (12/13), collected five receptions for 106 yards.

2014 (16/15 - Buffalo): Played in all 16 games with 15 starts at wide receiver and notched 65 receptions for 699 yards with five touchdowns.

- Against New England (10/12), led the Bills with seven receptions for 78 yards and one touchdown.
- Against N.Y. Jets (11/24), set then career-highs with nine catches for 118

yards with a touchdown reception.

- At Oakland (12/21), posted seven catches for 52 yards with a 30-yard touchdown reception.

2013 (14/14 - Buffalo): Started all 14 games he played in as a rookie and became the first Bills rookie receiver with 40 receptions since 2004. Led the team in receiving yards three times. Was inactive for two contests.

- Against New England (9/8), caught his first career touchdown on an 18-yard reception from E.J. Manuel.
- Against Baltimore (9/29), led the Bills with 80 receiving yards on four catches with a touchdown.
- At Jacksonville (12/15), set then career highs with five receptions for 82 yards with his third touchdown of the season. All five of his receptions resulted in first downs.

COLLEGE:

- Started all 38 games in his three-year career at Southern California and finished his career as the Trojans' all-time leader with 252 receptions. Ranked eighth in program history with 2,930 receiving yards and second with 32 receiving touchdowns.
- Set the Trojans all-time record for most receptions in a game with 17 catches against Minnesota (9/3/11).
- As a junior (2012), saw action in all 13 games and registered 76 receptions for 846 yards with 11 touchdowns.
- As a sophomore (2011), started all 12 games and collected 111 catches for 1,292 yards with 15 touchdowns. Led the Pac-12 with 9.3 receptions per game.
- As a true freshman (2010), started all 13 games and posted a team-best 65 receptions for 792 yards with six touchdowns. Returned 38 kickoffs for 971 yards with a score. His 1,817 all-purpose yards set a Trojans' freshman season record. Was named the Pac-10's Offensive Freshman of the Year and became the first true freshman to start the season opener at wide receiver in the post-World War II era.
- Graduated with a bachelor's degree in policy, planning and development from Southern California.

PERSONAL:

- Attended Serra (Gardena, Calif.) High School where he played wide receiver and defensive back.
- As a senior (2009), was a member of the 2009 USA Today All-USA first team after tallying 15 touchdowns and more than 1,100 receiving yards. Added eight interceptions on defense, while helping the school to a 15-0 record and the California Division III championship.
- As a junior (2008), posted 81 receptions for 1,378 yards with 19 touchdowns on offense, while recording 87 tackles and seven interceptions (two returned for touchdowns) on defense. Returned five kickoffs and two punts for touchdowns while leading Serra to CIF Northwest Division finals.
- As a sophomore (2007), had 45 receptions for 801 yards with 12 touchdowns to go along with 273 rushing yards. Notched 81 tackles and nine interceptions on defense.
- Also ran track at Serra, where he won the CIF Division IV 200 and 400-meter races and was a member of the winning 1,600-meter relay team.
- Was the 2009 and 2010 South Bay Daily Breeze All-South Bay Track Athlete of the Year. Recorded bests of 21.01 in the 200 (fourth fastest in the nation in 2010) and 46.17 in the 400 (second fastest in the nation in 2010), plus a 45.8 split in the 1,600-meter relay.
- Follow Woods on Twitter at @robertwoods and on Instagram at @robertw10ds.
- Born Robert Thomas Woods on April 10, 1992 in Gardena, Calif.

ROBERT WOODS' GAME-BY-GAME

2013 Buffalo Bills					RECEIVING				
Date	Opp.	W/L	P/S	No	Yds	Avg	Lg	TD	
Sept 8	NE	L	S	1	18	18.0	18t	1	
Sept 15	Car	W	S	4	68	17.0	28	0	
Sept 22	@ NYJ	L	S	2	35	17.5	29	0	
Sept 29	Bal	W	S	4	80	20.0	42t	1	
Oct 3	@ Cle	L	S	5	64	12.8	24	0	
Oct 13	Cin	L	S	2	9	4.5	6	0	
Oct 20	@ Mia	W	S	3	24	8.0	11	0	
Oct 27	@ NO	L	S	1	7	7.0	7	0	
Nov 3	KC	L	S	4	44	11.0	18	0	
Nov 10	@ Pit	L	IA						
Nov 17	NYJ	W	IA						
Dec 1	Atl	L	S	2	39	19.5	33	0	
Dec 8	@ TB	L	S	3	20	6.7	9	0	
Dec 15	@ Jax	W	S	5	82	16.4	20	1	
Dec 22	Mia	W	S	3	70	23.3	57	0	
Dec 29	@ NE	L	S	1	27	27.0	27	0	
Totals		6-10	14/14	40	587	14.7	57	3	

2014 Buffalo Bills					RECEIVING				
Date	Opp.	W/L	P/S	No	Yds	Avg	Lg	TD	
Sept 7	@ Chi	W	S	4	78	19.5	32	0	
Sept 14	Mia	W	S	1	5	5.0	5	0	
Sept 21	SD	L	S	3	19	6.3	15	0	
Sept 28	@ Hou	L	S	3	17	5.7	13	0	
Oct 5	@ Det	W	S	3	37	12.3	18	0	
Oct 12	NE	L	S	7	78	11.1	35	1	
Oct 19	Min	W	S	4	10	2.5	7	0	
Oct 26	@ NYJ	W	S	3	50	16.7	25	1	
Nov 9	KC	L	S	6	52	8.7	20	0	
Nov 13	@ Mia	L	S	2	15	7.5	9	0	
Nov 23	NYJ	W	S	9	118	13.1	37	1	
Nov 30	Cle	W	S	4	71	17.8	34	0	
Dec 7	@ Den	L	S	3	36	12.0	17	0	
Dec 14	GB	W	S	2	22	11.0	18	0	
Dec 21	@ Oak	L	S	7	52	7.4	30t	1	
Dec 28	@ NE	W	p	4	39	9.8	20	1	
Totals		9-7	16/15	65	699	10.8	37	5	

2015 Buffalo Bills					RECEIVING				
Date	Opp.	W/L	P/S	No	Yds	Avg	Lg	TD	
Sept 13	Ind	W	p	2	27	13.5	15	0	
Sept 20	NE	L	p	3	60	20.0	32t	1	
Sept 27	@ Mia	W	p	4	38	9.5	16	0	
Oct 4	NYG	L	p	3	33	11.0	17	0	
Oct 11	@ Ten	W	S	1	6	6.0	6	0	
Oct 18	Cin	L	S	4	47	11.8	22	0	
Oct 25	@ Jax	L	S	9	84	9.3	16t	1	
Nov 8	Mia	W	S	0	0	-	0	0	
Nov 12	@ NYJ	W	S	3	19	6.3	10	0	
Nov 23	@ NE	L	S	4	44	11.0	18	0	
Nov 29	@ KC	L	S	3	25	8.3	12	0	
Dec 6	Hou	W	S	2	19	9.5	17	1	
Dec 13	@ Phi	L	p	5	106	21.2	37	0	
Dec 20	@ Was	L	S	4	44	11.0	17	0	
Dec 27	Dal	W	IA						
Jan 3	NYJ	W	IA						
Totals		8-8	14/9	47	552	11.7	37	3	

2016 Buffalo Bills					RECEIVING				
Date	Opp.	W/L	P/S	No	Yds	Avg	Lg	TD	
Sept 11	@ Bal	L	S	4	20	5.0	9	0	
Sept 15	NYJ	L	S	1	10	10.0	10	0	
Sept 25	Ari	W	S	6	51	8.5	24	0	
Oct 2	@ NE	W	S	7	89	12.7	23	0	
Oct 9	@ LAR	W	S	2	26	13.0	17	0	
Oct 16	SF	W	S	5	44	8.8	18	1	
Oct 23	@ Mia	L	IA						
Oct 30	NE	L	p	4	50	12.5	20	0	
Nov 7	@ Sea	L	S	10	162	16.2	29	0	
Nov 20	@ Cin	W	S	3	41	13.7	24	0	
Nov 27	Jax	W	IA						
Dec 4	@ Oak	L	IA						
Dec 11	Pit	L	p	1	29	29.0	29	0	
Dec 18	Cle	W	p	1	5	5.0	5	0	
Dec 24	Mia	L	S	3	43	14.3	34	0	
Jan 1	@ NYJ	L	S	4	43	10.8	16	0	
Totals		7-9	13/10	51	613	12.0	34	1	

2017 Los Angeles Rams					RECEIVING				
Date	Opp.	W/L	P/S	No	Yds	Avg	Lg	TD	
Sept 10	Ind	W	S	3	53	17.7	27	0	
Sept 17	Was	L	S	1	8	8.0	8	0	
Sept 21	@ SF	W	S	6	108	18.0	31	0	
Oct 1	@ Dal	W	S	2	17	8.5	19	0	
Oct 8	Sea	L	S	5	66	13.2	20	0	
Oct 15	@ Jax	W	S	5	70	14.0	22	0	
Oct 22	Ari	W	S	5	59	11.8	17	0	
Nov 5	@ NYG	W	S	4	70	17.5	52t	2	
Nov 12	Hou	W	p	8	171	21.4	94t	2	
Nov 19	@ Min	L	S	8	81	10.1	23	0	
Nov 26	NO	W	IA						
Dec 3	@ Ari	W	IA						
Dec 10	Phi	L	IA						
Dec 17	@ Sea	W	S	6	45	7.5	14	1	
Dec 24	@ Ten	W	S	3	33	11.0	13	0	
Dec 31	SF	L	DNP						
Totals		11-5	12/11	56	781	13.9	94t	5	

Playoffs								
Date	Opp.	W/L	P/S	No	Yds	Avg	Lg	TD
Jan 6	Atl	L	S	9	142	15.8	38	0
Totals		0-1	1/1	9	142	15.8	38	0

2018 Los Angeles Rams					RECEIVING				
Date	Opp.	W/L	P/S	No	Yds	Avg	Lg	TD	
Sept 10	@ Oak	W	S	3	37	12.3	20	0	
Sept 16	Ari	W	S	6	81	13.5	21	0	
Sept 23	LAC	W	S	10	104	10.4	22	2	
Sept 27	Min	W	S	5	101	20.2	36	1	
Oct 7	@ Sea	W	S	5	92	18.4	31	0	
Oct 14	@ Den	W	S	7	109	15.6	28	0	
Oct 21	@ SF	W	S	5	78	15.6	32	0	
Oct 28	GB	W	S	5	70	14.0	19	0	
Nov 4	@ NO	L	S	5	71	14.2	19	0	
Nov 11	Sea	W	S	4	89	22.3	35	0	
Nov 19	KC	W	S	4	72	18.0	36	1	
Dec 2	@ Det	W	S	5	67	13.4	23	1	
Dec 9	@ Chi	L	S	7	61	8.7	29	0	
Dec 16	Phi	L	S	7	74	10.6	20	0	
Dec 23	@ Ari	W	S	6	89	14.8	39t	1	
Dec 30	SF	W	S	2	24	12.0	18	0	
Totals		13-3	16/16	86	1,219	14.2	39t	6	

Playoffs								
Date	Opp.	W/L	P/S	No	Yds	Avg	Lg	TD
Jan 12	Dal	W	S	6	69	11.5	18	0
Jan 20	@ NO	W	S	6	33	5.5	16	0
Feb 3	NE	L	S	5	70	14.0	18	0
Totals		2-1	3/3	17	172	10.1	18	0

ROBERT WOODS' GAME-BY-GAME CONT.

2019 Los Angeles Rams

				RECEIVING				
Date	Opp.	W/L	P/S	No	Yds	Avg	Lg	TD
Sept 8	@ Car	W	S	8	70	8.8	22	0
Sept 15	NO	W	S	2	33	16.5	19	0
Sept 22	@ Cle	W	S	3	40	13.3	18	0
Sept 29	TB	L	S	13	164	12.6	37	0
Oct 3	@ Sea	L	S	5	48	9.6	17	0
Oct 13	SF	L	S	0	0	-	0	0
Oct 20	@ Atl	W	S	5	80	16.0	25	0
Oct 27	Cin	W	S	2	36	18.0	31	0
Nov 10	@ Pit	L	S	7	95	13.6	24	0
Nov 17	Chi	W	IA					
Nov 25	Bal	L	S	6	97	16.2	38	0
Dec 1	@ Ari	W	S	13	172	13.2	48	0
Dec 8	Sea	W	S	7	98	14.0	20	1
Dec 15	@ Dal	L	S	4	17	4.3	6	0
Dec 21	SF	L	S	8	117	14.6	29	0
Dec 29	Ari	W	S	7	67	9.6	37	1
Totals		9-7	15/15	90	1,134	12.6	48	2

2020 Los Angeles Rams

				RECEIVING				
Date	Opp.	W/L	P/S	No	Yds	Avg	Lg	TD
Sept 13	Dal	W	S	6	105	17.5	31	0
Sept 20	@ Phi	W	S	2	14	7.0	13	0
Sept 27	@ Buf	L	S	5	74	14.8	31	1
Oct 4	NYG	W	S	6	36	6.0	15	0
Oct 11	@ Was	W	S	4	71	17.8	56t	1
Oct 18	@ SF	L	S	4	29	7.3	12	1
Oct 26	Chi	W	S	3	22	7.3	13	0
Nov 1	@ Mia	L	S	7	85	12.1	26	1
Nov 15	Sea	W	S	5	33	6.6	8	0
Nov 23	@ TB	W	S	12	130	10.8	35	1
Nov 29	SF	L	S	7	80	11.4	30	0
Dec 6	@ Ari	W	S	10	85	8.5	18	0
Dec 10	NE	W	S	5	32	6.4	14	0
Dec 19	NYJ	L	S	6	56	9.3	16	1
Dec 27	@ Sea	L	S	4	48	12.0	19	0
Jan 3	Ari	W	S	4	36	9.0	27	0
Totals		10-6	16/16	90	936	10.4	56t	6
Playoffs								
Jan 9	Cin	W	S	4	48	12.0	20	1
Jan 16	@ GB	L	S	8	48	6.0	19	0
Totals		1-1	2/2	12	96	8.0	20	1

2021 Los Angeles Rams

				RECEIVING				
Date	Opp.	W/L	P/S	No	Yds	Avg	Lg	TD
Sept 12	Chi	W	S	3	27	9.0	19	1
Sept 19	@ Ind	W	S	5	64	12.8	16	0
Sept 26	TB	W	S	3	33	11.0	20	0
Oct 3	Ari	L	S	4	48	12.0	18	1
Oct 7	@ Sea	W	S	12	150	12.5	25	0
Oct 17	@ NYG	W	S	2	31	15.5	16	1
Oct 24	Det	W	S	6	70	11.7	22	0
Oct 31	@ Hou	W	S	3	35	11.7	28	1
Nov 7	Ten	L	S	7	98	14.0	22	0
Nov 15	@ SF	IA						
Placed on injured reserve on Nov. 24, 2021								
Totals		7-2	9/9	45	556	12.4	28	4

2022 Tennessee Titans

				RECEIVING				
Date	Opp.	W/L	P/S	No	Yds	Avg	Lg	TD
Sept 11	NYG	L	S	1	13	13.0	13	0
Sept 19	@ Buf	L	S	4	39	9.8	17	0
Sept 25	LV	W	S	4	85	21.3	41	0
Oct 2	@ Ind	W	p	4	30	7.5	10	1
Oct 9	@ Was	W	S	4	37	9.3	13	0
Oct 23	Ind	W	S	3	26	8.7	13	0
Oct 30	@ Hou	W	S	2	26	13.0	16	0
Nov 6	@ KC	L	p	0	0	-	0	0
Nov 13	Den	W	S	2	10	5.0	6	0
Nov 17	@ GB							
Nov 27	Cin							
Dec 4	@ Phi							
Dec 11	Jax							
Dec 18	@ LAC							
Dec 24	Hou							
Dec 29	Dal							
Jan 7/8	@ Jax							
Totals		6-3	9/7	24	266	11.1	41	1

ROBERT WOODS' NFL STATISTICS

REGULAR SEASON

Year	Team	REGULAR SEASON		RECEIVING					RUSHING				
		GP	GS	No	Yds	Avg	Lg	TD	Att	Yds	Avg	Lg	TD
2013	Buffalo	14	14	40	587	14.7	57	3	2	16	8.0	13	0
2014	Buffalo	16	15	65	699	10.8	37	5	0	0	-	0	0
2015	Buffalo	14	9	47	552	11.7	37	3	1	0	-	0	0
2016	Buffalo	13	10	51	613	12.0	34	1	1	6	6.0	6	0
2017	L.A. Rams	12	11	56	781	13.9	94t	5	2	12	6.0	8	0
2018	L.A. Rams	16	16	86	1,219	14.2	39t	6	19	157	8.3	56	1
2019	L.A. Rams	15	15	90	1,134	12.6	48	2	17	115	6.8	20	1
2020	L.A. Rams	16	16	90	936	10.4	56t	6	24	155	6.5	40	2
2021	L.A. Rams	9	9	45	556	12.4	28	4	8	46	5.8	16t	1
2022	Tennessee	9	7	24	266	11.1	41	1	0	0	-	0	0
NFL Totals		134	122	594	7,343	12.4	94t	36	74	507	6.9	56	5

PLAYOFFS

Year	Team	PLAYOFFS		RECEIVING					RUSHING				
		GP	GS	No	Yds	Avg	Lg	TD	Att	Yds	Avg	Lg	TD
2017	L.A. Rams	1	1	9	142	15.8	38	0	0	0	-	0	0
2018	L.A. Rams	3	3	17	172	10.1	18	0	4	11	2.8	9	0
2020	L.A. Rams	2	2	12	96	8.0	20	1	1	-3	-3.0	-3	0
NFL Totals		6	6	38	410	10.8	38	1	5	8	1.6	9	0

Single-Game Highs

Receptions - 13 (Twice, last at Arizona 12/1/19)
 Receiving Yards - 172 at Arizona (12/1/19)
 Long Reception - 94t vs. Houston (11/12/17)
 Receiving Touchdowns - 2 (Three times, last vs. L.A. Chargers 9/23/18)
 Rushes - 4 (Twice, last vs. Chicago 10/26/20)
 Rushing Yards - 53 at Seattle (10/7/18)
 Long Rush - 56 at Seattle (10/7/18)
 Rushing Touchdowns - 1 (Five times, last at Houston 10/31/21)

Playoff Single-Game Highs

Receptions - 9 vs. Atlanta (1/6/18)
 Receiving Yards - 142 vs. Atlanta (1/6/18)
 Long Reception - 38 vs. Atlanta (1/6/18)
 Receiving Touchdowns - 1 at Seattle (1/9/21)
 Rushes - 2 at New Orleans (1/20/19)
 Rushing Yards - 9 vs. Dallas (1/12/19)
 Long Rush - 9 vs. Dallas (1/12/19)

Additional Career Statistics

Punt Returns - 1 for 11 yards (2014), 1 FC (2018)
 Kickoff Returns - 1 for 9 yards (2013), 1 for 0 yards (2018)
 Misc. Tackles - 4 (2013), 4 (2014), 4 (2015), 2 (2018), 3 (2019), 2 (2020), 1 (2021)



TENNESSEE TITANS
NFL STATISTICS

WEEK 10 / THROUGH SUNDAY, NOVEMBER 13, 2022

OFFENSE	Tenn.	G.B.	Car.	Balt.	Chi.	Atl.	Clev.	Buff.
GAMES (Won-Lost)	6-3	4-6	3-7	6-3	3-7	4-6	3-6	6-3
FIRST DOWNS	139	198	147	189	181	196	201	214
Rushing	55	71	61	90	102	88	86	67
Passing	70	107	74	86	62	89	100	131
Penalty	14	20	12	13	17	19	15	16
YDS GAINED (tot)	2535	3523	2942	3194	3298	3172	3383	3817
Avg per Game	281.7	352.3	294.2	354.9	329.8	317.2	375.9	424.1
RUSHING (net)	1201	1293	1180	1513	2017	1604	1429	1169
Avg per Game	133.4	129.3	118.0	168.1	201.7	160.4	158.8	129.9
Rushes	272	263	252	274	360	328	290	222
Yards per Rush	4.4	4.9	4.7	5.5	5.6	4.9	4.9	5.3
PASSING (net)	1334	2230	1762	1681	1281	1568	1954	2648
Avg per Game	148.2	223.0	176.2	186.8	128.1	156.8	217.1	294.2
Passes Att.	212	346	284	257	208	231	291	348
Completed	126	225	164	160	123	143	185	222
Pct Completed	59.4	65.0	57.7	62.3	59.1	61.9	63.6	63.8
Yards Gained	1493	2388	1907	1768	1494	1747	2074	2741
Sacked	21	20	22	20	36	26	19	18
Yards Lost	159	158	145	87	213	179	120	93
Had intercepted	4	7	8	6	7	7	6	10
Yards Opp Ret	89	49	108	42	55	155	57	100
Opp TDs on Int	1	1	2	0	1	0	0	0
PUNTS	51	39	50	29	37	39	26	18
Avg Yards	53.2	43.7	49.1	48.8	46.3	46.8	47.0	48.1
PUNT RETURNS	18	22	17	11	16	13	16	16
Avg Return	10.3	7.2	8.2	15.1	7.8	19.1	5.8	10.4
Returned for TD	0	0	0	0	0	0	0	0
KICKOFF RETURNS	17	19	23	9	21	13	20	17
Avg Return	21.1	20.6	24.1	29.3	23.2	22.6	23.0	20.8
Returned for TD	0	0	0	1	0	0	0	0
PENALTIES	62	62	60	48	54	43	57	50
Yards Penalized	492	467	541	421	511	347	465	359
FUMBLES BY	10	20	13	8	21	14	10	15
Fumbles Lost	6	8	4	3	6	6	7	8
Opp Fumbles	13	8	11	12	15	5	14	10
Opp Fum Lost	4	3	2	7	4	5	5	4
POSS. TIME (avg)	29:10	31:21	26:12	32:12	30:13	29:41	31:53	29:17
TOUCHDOWNS	19	22	22	26	24	26	25	29
Rushing	10	4	10	9	12	11	16	8
Passing	8	17	9	16	12	12	8	20
Returns	1	1	3	1	0	3	1	1
EXTRA-PT KICKS	19/19	21/21	16/18	25/26	17/20	22/24	20/22	29/29
2-PT CONVERSIONS	0/0	0/1	1/4	0/0	1/4	2/2	1/2	0/0
FIELD GOALS/FGA	11/13	10/13	18/20	18/20	18/18	16/20	15/19	15/18
POINTS SCORED	166	185	204	235	217	232	217	250
DEFENSE	Tenn.	G.B.	Car.	Balt.	Chi.	Atl.	Clev.	Buff.
POINTS ALLOWED	168	216	243	196	247	250	238	151
OPP FIRST DOWNS	178	189	212	184	206	223	181	180
Rushing	50	76	80	51	85	74	65	62
Passing	112	93	116	118	103	138	97	101
Penalty	16	20	16	15	18	11	19	17
OPP YARDS GAINED	3219	3203	3624	3157	3454	3995	3142	2878
Avg per Game	357.7	320.3	362.4	350.8	345.4	399.5	349.1	319.8
OPP RUSHING(net)	766	1406	1392	828	1420	1194	1180	986
Avg per Game	85.1	140.6	139.2	92.0	142.0	119.4	131.1	109.6
Rushes	194	293	306	194	304	270	246	220
Yards per Rush	3.9	4.8	4.5	4.3	4.7	4.4	4.8	4.5
OPP PASSING(net)	2453	1797	2232	2329	2034	2801	1962	1892
Avg per Game	272.6	179.7	223.2	258.8	203.4	280.1	218.0	210.2
Passes Att.	365	281	342	340	276	379	275	311
Completed	236	181	228	225	184	260	176	200
Pct Completed	64.7	64.4	66.7	66.2	66.7	68.6	64.0	64.3
Sacked	29	19	19	27	15	13	20	27
Yards Lost	201	105	114	179	95	97	134	180
INTERCEPTED BY	9	7	7	9	9	8	3	13
Yards Returned	109	162	135	83	132	112	-4	120
Returned for TD	1	1	2	0	0	1	0	1
OPP PUNT RETURNS	31	15	23	13	17	17	10	7
Avg return	9.8	10.1	9.6	9.3	8.8	12.2	16.0	4.4
OPP KICKOFF RET	15	27	21	13	17	13	16	26
Avg return	16.9	23.6	19.4	24.5	22.9	19.3	20.1	17.9
OPP TOUCHDOWNS	19	24	28	22	31	28	28	17
Rushing	2	9	12	9	17	13	15	7
Passing	16	13	14	13	11	15	13	9
Returns	1	2	2	0	3	0	0	1

WEEK 10 / THROUGH SUNDAY, NOVEMBER 13, 2022

OFFENSE	Det.	NY-G	LA-R	N.O.	NY-J	N.E.	Phil.	Ind.
GAMES (Won-Lost)	3-6	7-2	3-6	3-7	6-3	5-4	8-0	4-5-1
FIRST DOWNS	191	182	158	192	165	158	188	190
Rushing	59	83	36	65	48	59	76	52
Passing	112	79	111	114	101	87	97	124
Penalty	20	20	11	13	16	12	15	14
YDS GAINED (tot)	3341	2932	2544	3584	3015	2879	3128	3251
Avg per Game	371.2	325.8	282.7	358.4	335.0	319.9	391.0	325.1
RUSHING (net)	1168	1483	613	1207	1044	1055	1190	987
Avg per Game	129.8	164.8	68.1	120.7	116.0	117.2	148.8	98.7
Rushes	245	310	191	254	225	259	276	241
Yards per Rush	4.8	4.8	3.2	4.8	4.6	4.1	4.3	4.1
PASSING (net)	2173	1449	1931	2377	1971	1824	1938	2264
Avg per Game	241.4	161.0	214.6	237.7	219.0	202.7	242.3	226.4
Passes Att.	302	240	324	342	324	266	241	377
Completed	193	157	221	221	189	181	164	256
Pct Completed	63.9	65.4	68.2	64.6	58.3	68.0	68.0	67.9
Yards Gained	2283	1607	2149	2518	2122	1958	2065	2534
Sacked	15	28	31	21	21	22	22	36
Yards Lost	110	158	218	141	151	134	127	270
Had intercepted	7	3	9	12	8	10	2	10
Yards Opp Ret	99	4	188	193	178	104	78	160
Opp TDs on Int	2	0	2	3	0	0	1	2
PUNTS	28	39	42	41	43	37	31	45
Avg Yards	48.7	48.7	47.4	48.1	47.7	42.1	46.3	43.1
PUNT RETURNS	10	19	15	13	7	20	19	28
Avg Return	7.9	5.7	7.9	8.2	12.9	11.0	6.7	8.8
Returned for TD	0	0	0	0	0	0	0	0
KICKOFF RETURNS	15	12	17	20	15	19	13	14
Avg Return	26.4	21.8	19.9	21.6	21.9	24.7	16.7	21.3
Returned for TD	0	0	0	0	0	0	0	0
PENALTIES	53	59	37	72	55	52	43	51
Yards Penalized	436	451	337	600	597	418	324	412
FUMBLES BY	9	9	11	14	10	12	7	23
Fumbles Lost	5	5	6	7	5	7	1	8
Opp Fumbles	11	19	11	11	12	15	11	10
Opp Fum Lost	4	10	3	5	3	6	6	5
POSS. TIME (avg)	28:46	32:04	30:28	29:07	29:09	30:31	32:14	29:56
TOUCHDOWNS	27	19	16	25	21	21	29	15
Rushing	11	11	7	9	10	9	16	5
Passing	15	8	9	16	10	9	12	10
Returns	1	0	0	0	1	3	1	0
EXTRA-PT KICKS	22/24	17/17	16/16	21/21	20/21	20/20	25/26	11/11
2-PT CONVERSIONS	3/3	1/2	0/0	3/4	0/0	0/1	1/3	1/4
FIELD GOALS/FGA	9/11	18/20	12/13	15/20	16/19	19/21	8/10	18/22
POINTS SCORED	219	187	148	222	196	203	225	157
DEFENSE	Det.	NY-G	LA-R	N.O.	NY-J	N.E.	Phil.	Ind.
POINTS ALLOWED	264	173	200	247	176	166	135	203
OPP FIRST DOWNS	213	189	152	195	175	159	161	188
Rushing	81	57	47	73	64	52	55	68
Passing	113	110	97	92	92	96	93	101
Penalty	19	22	8	30	19	11	13	19
OPP YARDS GAINED	3746	3152	2797	3264	2808	2925	2392	3070
Avg per Game	416.2	350.2	310.8	326.4	312.0	325.0	299.0	307.0
OPP RUSHING(net)	1448	1199	865	1305	998	1086	971	1107
Avg per Game	160.9	133.2	96.1	130.5	110.9	120.7	121.4	110.7
Rushes	271	220	219	284	247	233	188	292
Yards per Rush	5.3	5.5	3.9	4.6	4.0	4.7	5.2	3.8
OPP PASSING(net)	2298	1953	1932	1959	1810	1839	1421	1963
Avg per Game	255.3	217.0	214.7	195.9	201.1	204.3	177.6	196.3
Passes Att.	294	301	300	313	313	301	291	304
Completed	195	175	203	193	192	171	170	206
Pct Completed	66.3	58.1	67.7	61.7	61.3	56.8	58.4	67.8
Sacked	15	20	18	28	26	32	26	25
Yards Lost	97	120	122	179	155	200	181	156
INTERCEPTED BY	6	2	5	2	11	11	12	4
Yards Returned	29	27	81	3	69	154	127	50
Returned for TD	1	0	0	0	0	2	1	0
OPP PUNT RETURNS	17	16	24	14	19	16	13	15
Avg return	13.5	11.4	10.3	10.2	7.4	9.5	6.3	7.1
OPP KICKOFF RET	18	16	8	15	6	19	12	22
Avg return	21.9	22.2	22.1	22.0	20.3	22.3	25.3	22.8
OPP TOUCHDOWNS	33	15	21	26	19	17	17	22
Rushing	15	5	6	11	10	4	6	8
Passing	15	10	11	11	9	12	10	12
Returns	3	0	4	4	0	1	1	2

WEEK 10 / THROUGH SUNDAY, NOVEMBER 13, 2022

OFFENSE	K.C.	LA-C	S.F.	Ariz.	Jax	Miami	Sea.	T.B.
GAMES (Won-Lost)	7-2	5-4	5-4	4-6	3-7	7-3	6-4	5-5
FIRST DOWNS	226	179	180	206	220	216	206	204
Rushing	50	42	68	70	74	55	63	45
Passing	155	118	98	121	122	144	120	140
Penalty	21	19	14	15	24	17	23	19
YDS GAINED (tot)	3808	3152	3240	3337	3622	3915	3521	3405
Avg per Game	423.1	350.2	360.0	333.7	362.2	391.5	352.1	340.5
RUSHING (net)	983	764	1113	1131	1396	977	1243	707
Avg per Game	109.2	84.9	123.7	113.1	139.6	97.7	124.3	70.7
Rushes	213	207	253	260	275	235	247	227
Yards per Rush	4.6	3.7	4.4	4.4	5.1	4.2	5.0	3.1
PASSING (net)	2825	2388	2127	2206	2226	2938	2278	2698
Avg per Game	313.9	265.3	236.3	220.6	222.6	293.8	227.8	269.8
Passes Att.	369	388	279	401	349	355	317	428
Completed	245	254	179	268	227	240	230	282
Pct Completed	66.4	65.5	64.2	66.8	65.0	67.6	72.6	65.9
Yards Gained	2936	2450	2225	2418	2334	3059	2474	2805
Sacked	16	13	18	27	17	18	24	14
Yards Lost	111	62	98	212	108	121	196	107
Had intercepted	7	6	6	6	6	7	5	3
Yards Opp Ret	49	132	75	67	44	55	81	1
Opp TDs on Int	0	1	0	1	0	0	1	0
PUNTS	27	37	31	41	35	31	35	46
Avg Yards	51.1	43.5	42.9	46.8	49.7	45.7	49.4	49.0
PUNT RETURNS	21	12	18	21	18	11	9	28
Avg Return	8.0	10.6	10.9	6.1	6.9	5.0	6.0	10.2
Returned for TD	0	0	0	0	0	0	0	0
KICKOFF RETURNS	25	19	16	18	19	16	17	14
Avg Return	19.6	18.5	20.3	20.8	24.4	17.9	21.6	21.4
Returned for TD	0	0	0	0	0	0	0	0
PENALTIES	47	47	56	74	59	63	72	55
Yards Penalized	439	387	410	579	444	497	608	453
FUMBLES BY	13	8	14	18	11	8	13	9
Fumbles Lost	5	4	7	3	7	3	8	6
Opp Fumbles	10	11	10	17	11	9	20	12
Opp Fum Lost	5	5	3	7	5	4	10	4
POSS. TIME (avg)	30:52	29:05	31:09	30:37	30:44	29:55	28:15	29:01
TOUCHDOWNS	34	21	23	27	25	31	29	17
Rushing	8	7	9	9	11	8	10	4
Passing	25	14	12	13	13	21	17	12
Returns	1	0	2	5	1	2	2	1
EXTRA-PT KICKS	27/31	21/21	21/23	16/18	20/21	27/30	26/27	13/13
2-PT CONVERSIONS	2/3	0/0	0/0	5/8	2/4	0/1	0/2	1/4
FIELD GOALS/FGA	11/16	17/18	13/16	14/15	14/18	13/17	19/20	22/25
POINTS SCORED	270	200	198	230	216	252	257	183
DEFENSE	K.C.	LA-C	S.F.	Ariz.	Jax	Miami	Sea.	T.B.
POINTS ALLOWED	206	228	163	258	205	241	241	180
OPP FIRST DOWNS	180	179	149	217	207	203	213	174
Rushing	49	61	41	72	69	67	71	55
Passing	121	105	92	130	121	115	121	107
Penalty	10	13	16	15	17	21	21	12
OPP YARDS GAINED	3127	3205	2525	3576	3577	3567	3700	3100
Avg per Game	347.4	356.1	280.6	357.6	357.7	356.7	370.0	310.0
OPP RUSHING(net)	891	1321	744	1105	1101	1169	1409	1166
Avg per Game	99.0	146.8	82.7	110.5	110.1	116.9	140.9	116.6
Rushes	200	245	217	249	263	256	305	258
Yards per Rush	4.5	5.4	3.4	4.4	4.2	4.6	4.6	4.5
OPP PASSING(net)	2236	1884	1781	2471	2476	2398	2291	1934
Avg per Game	248.4	209.3	197.9	247.1	247.6	239.8	229.1	193.4
Passes Att.	347	286	291	362	354	349	335	329
Completed	232	187	190	248	226	237	221	209
Pct Completed	66.9	65.4	65.3	68.5	63.8	67.9	66.0	63.5
Sacked	27	20	29	19	16	20	27	32
Yards Lost	188	151	185	148	106	141	179	217
INTERCEPTED BY	3	7	7	7	9	4	7	6
Yards Returned	106	95	125	201	113	75	61	140
Returned for TD	1	0	2	3	1	0	1	1
OPP PUNT RETURNS	10	12	7	25	21	15	17	15
Avg return	6.5	3.0	8.1	9.3	6.9	8.9	6.3	8.0
OPP KICKOFF RET	20	8	27	12	20	13	27	24
Avg return	23.5	23.5	22.4	19.5	19.0	30.2	19.5	25.4
OPP TOUCHDOWNS	24	25	19	30	25	29	29	21
Rushing	5	11	8	12	9	12	12	5
Passing	19	13	9	17	16	16	15	16
Returns	0	1	2	1	0	1	2	0

WEEK 10 / THROUGH SUNDAY, NOVEMBER 13, 2022

OFFENSE	NFL/Avg
GAMES (Won-Lost)	---
FIRST DOWNS	185.4
Rushing	63.1
Passing	105.6
Penalty	16.7
YDS GAINED (tot)	3198.3
Avg per Game	343.4
RUSHING (net)	1133.9
Avg per Game	121.8
Rushes	249.5
Yards per Rush	4.5
PASSING (net)	2064.4
Avg per Game	221.7
Passes Att.	313.8
Completed	202.2
Pct Completed	64.4
Yards Gained	2214.3
Sacked	22.5
Yards Lost	149.9
Had intercepted	6.9
Yards Opp Ret	90.6
Opp TDs on Int	0.7
PUNTS	37.8
Avg Yards	47.2
PUNT RETURNS	16.7
Avg Return	8.8
Returned for TD	0.0
KICKOFF RETURNS	16.3
Avg Return	21.6
Returned for TD	0.0
PENALTIES	55.5
Yards Penalized	454.4
FUMBLES BY	11.7
Fumbles Lost	4.9
Opp Fumbles	11.7
Opp Fum Lost	4.9
POSS. TIME (avg)	30:00
TOUCHDOWNS	22.9
Rushing	8.8
Passing	12.9
Returns	1.2
EXTRA POINTS(tot)	94%
Kicks Made/2Pt	44%
FIELD GOALS/FGA	15/18
POINTS SCORED	203.6

DEFENSE	NFL/Avg
POINTS ALLOWED	203.6
OPP FIRST DOWNS	185.4
Rushing	63.1
Passing	105.6
Penalty	16.7
OPP YARDS GAINED	3198.3
Avg per Game	343.4
OPP RUSHING(net)	1133.9
Avg per Game	121.8
Rushes	249.5
Yards per Rush	4.5
OPP PASSING(net)	2064.4
Avg per Game	221.7
Passes Att.	313.8
Completed	202.2
Pct Completed	64.4
Sacked	22.5
Yards Lost	149.9
INTERCEPTED BY	6.9
Yards Returned	90.6
Returned for TD	0.7
OPP PUNT RETURNS	16.7
Avg return	8.8
OPP KICKOFF RET	16.3
Avg return	21.6
OPP TOUCHDOWNS	22.9
Rushing	8.8
Passing	12.9
Returns	1.2

WEEK 10 / THROUGH SUNDAY, NOVEMBER 13, 2022

TEAM RANKINGS

American Football Conference

Offense Defense

	Total	Rush	Pass	Total	Rush	Pass
Balt.	7	1	15	9	2	14
Buff. *1	5	2	4	5	7	
Cin.	6	13	5	5	11	5
Cleve.	4	2	11	8	14	9
Denver	11	11	8	1	9	*1
Hou.	15	12	13T	16	16	8
Ind.	12	14	7	2	7	2
Jax	5	3	9	13	6	11
K.C.	2	8	*1	7	3	12
L.V.	9	10	6	15	13	13
L.A.-C	8	16	4	10	15	6
Miami	3	15	3	11	10	10
N.E.	13	6	12	6	12	4
Jets	10	7	10	3	8	3
Pitt.	14	9	13T	14	4	15
Tenn.	16	4	16	12	1	16

National Football Conference

Offense Defense

	Total	Rush	Pass	Total	Rush	Pass
Ariz.	9	12	9	11	3	13
Atl.	14	3	15	15	7	16
Car.	15	11	13	12	11	11
Chi.	11	*1	16	9	14	7
Dallas	10	5	12	6	15	3
Det.	2	6	4	16	16	14
G.B.	6	7	8	5	12	2
Rams	16	16	11	4	2	8
Minn.	5	14	2	14	6	15
N.O.	4	10	5	7	9	5
Giants	12	2	14	10	10	9
Phil.	1	4	3	2	8	1
S.F.	3	9	6	*1	*1	6
Sea.	7	8	7	13	13	12
T.B.	8	15	1	3	5	4
Wash.	13	13	10	8	4	10

National Football League

Offense Defense

	Total	Rush	Pass	Total	Rush	Pass
Ariz.	19	19	18	22	9	23
Atl.	27	4	30	31	18	32
Balt.	12	2	27	19	3	28
Buff. *1	10	2	8	7	14	
Car.	30	16	28	25	25	20
Chi.	21	*1	32	15	28	10
Cin.	8	27	6	10	17	12
Cleve.	5	5	20	17	23	19
Dallas	20	8	26	11	29	4
Denver	22	25	15	2	13	*1
Det.	6	11	9	32	31	27
G.B.	13	12	16	9	26	3
Hou.	29	26	24T	30	32	15
Ind.	24	28	14	4	10	7
Jax	7	7	17	24	8	24
K.C.	2	20	*1	16	5	25
L.V.	17	24	12	28	21	26
L.A.-C	15	30	5	20	30	13
Rams	31	32	22	6	4	16
Miami	3	29	3	21	15	22
Minn.	11	23	7	29	16	29
N.E.	26	17	23	12	19	11
N.O.	10	15	10	13	22	6
Giants	23	3	29	18	24	17
Jets	18	18	19	7	11	9
Phil.	4	6	8	3	20	2
Pitt.	28	21	24T	27	6	30
S.F.	9	14	11	*1	*1	8
Sea.	14	13	13	26	27	21
T.B.	16	31	4	5	14	5
Tenn.	32	9	31	23	2	31
Wash.	25	22	21	14	12	18

T = Tied for position

* = League Leader

WEEK 10 / THROUGH SUNDAY, NOVEMBER 13, 2022

AFC / TEAM/OFFENSE RANK

Tm	(A)	(B)	(C)	(D)	(E)	(F)	(G)	(H)	(I)	(J)	(K)	(L)	(M)	(N)	(O)	(P)	(Q)
BAL	7	4	1	1	15	8	10	10	7	4	11	1	1	5	9	3	4
BUF	1	1	5	2	2	3	13	5	2	1	8t	6	9	7	5	2	8
CIN	6	8	13	14	5	4	4	14	3	3	15t	2	14	14	15	4	14
CLE	4	6	2	4	11	6	9	8	4	7	5	14	4	9	14	6	11
DEN	11	13	11	15	8	11	7	13	15	16	7	9	16	10	11	16	10
HOU	15	12	12	8	13t	14	14	9	14	15	8t	13	6	6	6	13	5
IND	12	15	14	12	7	15	12	15	11	11	15t	8	7	15	13	14	9
JAC	5	5	3	3	9	7	3	3	5	6	10	12	3	4	4	11	12
KC	2	3	8	7	1	2	6	2	1	2	1t	10	12	3	1	1	16
LV	9	7	10	5	6	10	1	6	9	10	4	15	10	2	2	7t	1
LAC	8	11	16	16	4	9	2	1	8	8	13	5	13	13	8	9	2
MIA	3	2	15	11	3	1	8	4	6	5	12	16	15	11	12	5	13
NE	13	10	6	13	12	5	16	11	13	9	14	4	2	16	16	7t	3
NYJ	10	9	7	6	10	13	11	7	12	14	6	3	5	8	7	10	7
PIT	14	16	9	10	13t	16	15	12	10	12	1t	11	11	12	10	15	15
TEN	16	14	4	9	16	12	5	16	16	13	3	7	8	1	3	12	6

AFC / OPPONENT/DEFENSE RANK

Tm	(A)	(B)	(C)	(D)	(E)	(F)	(G)	(H)	(I)	(J)	(K)	(L)	(M)	(N)	(O)	(P)	(Q)	(R)	(S)
BAL	9	9	2	6	14	10	6	7	13	3	15	11	15	9	7	9	11	4	10
BUF	4	4	5	9	7	4	1	2	9t	8	10	2	2	13	12	2	2	1	1
CIN	5	6	11	7	5	7	5	14	3	6	1	15	7	11	5	8	10	3	3
CLE	8	13	14	14	9	12	14	10	11	9	9	16	5	6	11	16	6t	11	6
DEN	1	1	9	13	1	1	11	8	2	4	2t	9	9	16	14	1	15t	10	4
HOU	16	15	16	15	8	13	7	4	16	13	12	8	3	5	8	11t	6t	15	16
IND	2	3	7	1	2	5	12	5	4	2	11	6	12	12	13	6	13	14	8
JAC	13	10	6	5	11	14	8	15	14	12	5	5	4	8	9	7	15t	7t	9
KC	7	7	3	8	12	6	16	9	9t	5	14	4	13	10	10	10	9	2	2
LV	15	16	13	10	13	16	15	16	15	16	6	14	10	15	16	14	1	12	13
LAC	10	14	15	16	6	8	10	11	7t	14	7	1	14	14	15	15	4	13	12
MIA	11	11	10	11	10	11	13	12	12	15	8	10	16	1	6	13	14	7t	5
NE	6	5	12	12	4	3	2	1	1	7	4	12	11	2	1	3	12	5	11
NYJ	3	2	8	3	3	2	3	3	5	11	2t	7	6	3	3	5	3	6	7
PIT	14	12	4	4	15	15	4	13	7t	10	13	3	8	7	4	11t	5	16	14
TEN	12	8	1	2	16	9	9	6	6	1	16	13	1	4	2	4	8	9	15

- (A) Total Yards per Game
- (B) Yards per Play
- (C) Rushing Yards per Game
- (D) Rushing Yards per Attempt
- (E) Passing Net Yards per Game
- (F) Passing Net Yards per Play
- (G) Passing, Percent Had Intercepted
- (H) Sacks per Pass Play
- (I) First Downs per Game
- (J) Third Down Efficiency
- (K) Fourth Down Efficiency
- (L) Punt Return Average
- (M) Kickoff Return Average
- (N) Gross Punting Average
- (O) Net Punting Average
- (P) Points per Game
- (Q) Field Goal Percentage
- Combined Offense/Defense Rank
- (R) Points per Game Differential
- (S) Net Yards per Game Differential

WEEK 10 / THROUGH SUNDAY, NOVEMBER 13, 2022

NFC / TEAM/OFFENSE RANK

Tm	(A)	(B)	(C)	(D)	(E)	(F)	(G)	(H)	(I)	(J)	(K)	(L)	(M)	(N)	(O)	(P)	(Q)
ARI	9	15	12	12	9	16	4	8	4t	14	4	14	12	10	15	7	3
ATL	14	9	3	4	15	7	14	14	10	4	11	1	7	11	10t	6	12t
CAR	15	11	11	9	13	11	13	10	16	16	7	5	2	2	4	12	5t
CHI	11	7	1	1	16	15	15	16	14	3	12	10	5	13	12	10	1
DAL	10	10	5	8	12	9	10	2	13	13	5t	2	4	6	7	5	7
DET	2	2	6	6	4	3	9	3	3	11	9	9	1	5	13	4	9t
GB	6	6	7	3	8	8	6	5	9	10	16	11	13	15	14	13	14
LAR	16	16	16	15	11	13	11t	13	15	6	1	8	15	9	9	16	4
MIN	5	8	14	10	2	10	8	4	2	9	3	12	3	12	5	3	16
NO	4	4	10	7	5	5	16	6	12	8	10	6	10	7	6	8	15
NYG	12	13	2	5	14	14	3	15	7	7	14t	16	8	4	10t	11	5t
PHI	1	5	4	13	3	1	2	12	1	1	2	13	16	14	8	1	12t
SF	3	3	9	11	6	2	7	7	8	2	13	3	14	16	16	9	11
SEA	7	1	8	2	7	4	5	9	4t	5	5t	15	9	1	1	2	2
TB	8	12	15	16	1	6	1	1	6	12	8	4	11	3	3	14	8
WAS	13	14	13	14	10	12	11t	11	11	15	14t	7	6	8	2	15	9t

NFC / OPPONENT/DEFENSE RANK

Tm	(A)	(B)	(C)	(D)	(E)	(F)	(G)	(H)	(I)	(J)	(K)	(L)	(M)	(N)	(O)	(P)	(Q)	(R)	(S)
ARI	11	11	3	5	13	12	11	14	13	12	10	9	4	15	14	15	16	10	10
ATL	15	15	7	4	16	15	7	16	15	14	6t	15	1	4	1	14	14	8	16
CAR	12	8	11	8	11	9	9	12	11	11	2	10	2	3	3	11	7	14	15
CHI	9	12	14	11	7	14	2	13	9	15	1	8	12	12	9	12t	1	11	8
DAL	6	3	15	12	3	2	4t	1	6	5	12t	5t	5	2	2	4	8	2	6
DET	16	16	16	15	14	16	10	15	16	16	6t	16	7	5	4	16	5t	15	14
GB	5	7	12	13	2	6	4t	9	5	2	5	11	13	6	8	8	13	12	3t
LAR	4	5	2	2	8	7	13	11	2	9	14	13	9	8	6	9	10	16	13
MIN	14	14	6	6	15	13	3	6	14	4	8	2	6	9	10	6	3	3t	12
NO	7	6	9	9	5	5	16	4	7	8	11	12	8	1	5	12t	12	9	3t
NYG	10	13	10	16	9	8	15	10	10	1	16	14	10	10	13	5	11	6	11
PHI	2	2	8	14	1	1	1	5	8	6	12t	4	14	16	16	1	2	1	1
SF	1	1	1	1	6	4	6	2	1	10	15	7	11	7	7	3	4	3t	2
SEA	13	10	13	10	12	11	8	7	12	13	4	3	3	11	15	10	5t	5	9
TB	3	4	5	7	4	3	12	3	3	7	9	5t	15	14	11	2	9	7	5
WAS	8	9	4	3	10	10	14	8	4	3	3	1	16	13	12	7	15	13	7

- (A) Total Yards per Game
- (B) Yards per Play
- (C) Rushing Yards per Game
- (D) Rushing Yards per Attempt
- (E) Passing Net Yards per Game
- (F) Passing Net Yards per Play
- (G) Passing, Percent Had Intercepted
- (H) Sacks per Pass Play
- (I) First Downs per Game
- (J) Third Down Efficiency
- (K) Fourth Down Efficiency
- (L) Punt Return Average
- (M) Kickoff Return Average
- (N) Gross Punting Average
- (O) Net Punting Average
- (P) Points per Game
- (Q) Field Goal Percentage
- Combined Offense/Defense Rank
- (R) Points per Game Differential
- (S) Net Yards per Game Differential

WEEK 10 / THROUGH SUNDAY, NOVEMBER 13, 2022

NFL / TEAM/OFFENSE RANK

Tm	(A)	(B)	(C)	(D)	(E)	(F)	(G)	(H)	(I)	(J)	(K)	(L)	(M)	(N)	(O)	(P)	(Q)
BAL	12	9	2	2	27	16	19	20	10	6	19	2	1	8	16	4	8t
BUF	1	1	10	3	2	4	26	8	2	1	15t	9	21	13	10	3	16
CIN	8	14	27	28	6	9	9	26	4	3	31t	4	29	29	31	6	29
CLE	5	11	5	6	20	11	15	15	5	12	8	29	9	18	30	10	24
DEN	22	26	25	29	15	21	12	25	30	31	14	13	32	24	22	32	21t
HOU	29	23	26	18	24t	25	28	19	29	30	15t	26	13	9	11	28	11
IND	24	28	28	25	14	27	22	27	23	23	31t	12	18	30	25	30	17t
JAC	7	10	7	4	17	15	8	4	6t	11	17	24	4	4	9	21	25
KC	2	3	20	16	1	3	11	3	1	2	2t	17	27	3	1	1	32
LV	17	13	24	9	12	19	5	13	18	22	7	31	22	2	2	14t	1t
LAC	15	22	30	30	5	18	6	2	16	13	23	8	28	28	15	16	4
MIA	3	2	29	24	3	1	13	7	8	10	21t	32	30	25	23	7	27
NE	26	21	17	26	23	10	32	21	27t	21	27t	6	3	32	32	14t	7
NYJ	18	19	18	15	19	24	20	14	25	29	12t	5	12	16	13	19	15
PIT	28	31	21	23	24t	32	29	22	20t	25	2t	23	24	26	18	31	30
TEN	32	27	9	19	31	23	10	29	31	28	5t	10	19	1	3	25	14
ARI	19	30	19	21	18	31	4	16	11t	26	9	27	20	19	28	13	5
ATL	27	17	4	8	30	13	27	30	19	8	24	1	11	20	20t	12	21t
CAR	30	20	16	14	28	22	25	18	32	32	12t	14	5	6	7	23	8t
CHI	21	15	1	1	32	30	30	32	26	7	25	20	8	22	24	20	1t
DAL	20	18	8	13	26	17	21	5	24	24	10t	3	7	12	14	11	12
DET	6	5	11	11	9	6	18	6	9	19	20	19	2	11	26	9	17t
GB	13	12	12	7	16	14	14	10	17	18	30	21	23	27	27	24	26
LAR	31	32	32	31	22	28	23t	28	27t	14	1	18	26	17	19	29	6
MIN	11	16	23	17	7	20	17	9	6t	17	5t	22	6	21	8	8	31
NO	10	7	15	12	10	8	31	11	22	16	21t	15	16	14	12	17	28
NYG	23	25	3	10	29	29	3	31	14	15	27t	30	14	10	20t	22	8t
PHI	4	8	6	22	8	2	2	24	3	4	2t	25	31	23	17	2	21t
SF	9	6	14	20	11	5	16	12	15	5	26	7	25	31	29	18	20
SEA	14	4	13	5	13	7	7	17	11t	9	10t	28	15	5	4	5	3
TB	16	24	31	32	4	12	1	1	13	20	18	11	17	7	6	26	13
WAS	25	29	22	27	21	26	23t	23	20t	27	27t	16	10	15	5	27	17t

Team/Offense Rank

- (A) Total Yards per Game
- (B) Yards per Play
- (C) Rushing Yards per Game
- (D) Rushing Yards per Attempt
- (E) Passing Net Yards per Game
- (F) Passing Net Yards per Play
- (G) Passing, Percent Had Intercepted
- (H) Sacks per Pass Play
- (I) First Downs per Game
- (J) Third Down Efficiency
- (K) Fourth Down Efficiency
- (L) Punt Return Average
- (M) Kickoff Return Average
- (N) Gross Punting Average
- (O) Net Punting Average
- (P) Points per Game
- (Q) Field Goal Percentage

WEEK 10 / THROUGH SUNDAY, NOVEMBER 13, 2022

NFL / OPPONENT/DEFENSE RANK

Tm	(A)	(B)	(C)	(D)	(E)	(F)	(G)	(H)	(I)	(J)	(K)	(L)	(M)	(N)	(O)	(P)	(Q)	(R)	(S)
BAL	19	19	3	8	28	21	9	15	21	6	31	19	28	12	10	17	22	6	16
BUF	8	8	7	14	14	8	1	7	16t	16	19	2	2	24	20	2	5	2	1
CIN	10	12	17	10	12	13	8	29	7	12	1	31	12	17	7	13	20t	5	5
CLE	17	25	23	26	19	24	27	18	18	19	17t	32	9	8	18	31	14t	19	11
DEN	2	1	13	24	1	2	22	16	6	7	2t	16	15	32	25	1	31t	18	6
HOU	30	29	32	29	15	25	10	9	30	24	21t	15	3	7	12	20t	14t	31	32
IND	4	5	10	2	7	10	25	10	8	5	20	10	23	23	23	11	26	28	13
JAC	24	20	8	7	24	26	11	30	23	23	9	9	4	10	13	12	31t	13t	15
KC	16	15	5	13	25	11	30	17	16t	8	29	8	25	16	14	19	19	3	4
LV	28	30	21	17	26	30	29	32	26	30	10	28	17t	30	31	28	1	21	26
LAC	20	26	30	31	13	16	15	19	14t	25	11t	1	26	27	28	29	11t	25	18
MIA	21	22	15	19	22	23	26	23	20	27	13	18	32	1	9	22t	28	13t	7
NE	12	9	19	22	11	6	3	2	4	14	5	21	21	2	1	7	24t	7	17
NYJ	7	4	11	5	9	4	4	8	11	22	2t	11	10	3	5	10	6	10	12
PIT	27	23	6	6	30	28	7	27	14t	21	26t	3	14	9	6	20t	13	32	28
TEN	23	17	2	3	31	18	14	14	13	1	32	23	1	5	4	8	18	16	30
ARI	22	21	9	12	23	22	21	26	28	26	21t	20	8	29	29	30	30	22	22
ATL	31	31	18	11	32	31	17	31	31	29	14t	29	5	13	2	27	27	17	31
CAR	25	14	25	18	20	17	19	24	25	20	6	22	6	11	8	24	10	27	29
CHI	15	24	28	23	10	29	5	25	22	31	2t	17	24	25	21	25t	2	23	20
DAL	11	6	29	25	4	3	12t	1	10	10	24t	12t	11	6	3	6	11t	4	14
DET	32	32	31	30	27	32	20	28	32	32	14t	30	16	14	11	32	8t	29	27
GB	9	13	26	27	3	12	12t	20	9	3	11t	24	27	15	19	16	24t	24	8t
LAR	6	10	4	4	16	14	24	22	2	17	26t	26	19	19	16	18	17	30	25
MIN	29	28	16	15	29	27	6	11	29	9	16	5	13	20	22	14	4	8t	24
NO	13	11	22	20	6	9	32	5	12	15	23	25	17t	4	15	25t	23	20	8t
NYG	18	27	24	32	17	15	31	21	24	2	30	27	20	21	27	9	20t	12	23
PHI	3	3	20	28	2	1	2	6	19	11	24t	7	29	31	32	3	3	1	2
SF	1	2	1	1	8	7	16	3	1	18	28	14	22	18	17	5	7	8t	3
SEA	26	18	27	21	21	20	18	12	27	28	8	6	7	22	30	22t	8t	11	21
TB	5	7	14	16	5	5	23	4	3	13	17t	12t	30	28	24	4	16	15	10
WAS	14	16	12	9	18	19	28	13	5	4	7	4	31	26	26	15	29	26	19

Opponent/Defense Rank

- (A) Total Yards per Game
- (B) Yards per Play
- (C) Rushing Yards per Game
- (D) Rushing Yards per Attempt
- (E) Passing Net Yards per Game
- (F) Passing Net Yards per Play
- (G) Passing, Percent Had Intercepted
- (H) Sacks per Pass Play
- (I) First Downs per Game
- (J) Third Down Efficiency
- (K) Fourth Down Efficiency
- (L) Punt Return Average
- (M) Kickoff Return Average
- (N) Gross Punting Average
- (O) Net Punting Average
- (P) Points per Game
- (Q) Field Goal Percentage
- Combined Offense/Defense Rank
- (R) Points per Game Differential
- (S) Net Yards per Game Differential

WEEK 10 / THROUGH SUNDAY, NOVEMBER 13, 2022**AFC / TOTAL OFFENSE**

Rank	Team	Total	Rushing	Passing	Total	Rushing	Passing
1)	Buffalo	3817	1169	2648	424.1	129.9	294.2
2)	Kansas City	3808	983	2825	423.1	109.2	313.9
3)	Miami	3915	977	2938	391.5	97.7	293.8
4)	Cleveland	3383	1429	1954	375.9	158.8	217.1
5)	Jacksonville	3622	1396	2226	362.2	139.6	222.6
6)	Cincinnati	3256	889	2367	361.8	98.8	263.0
7)	Baltimore	3194	1513	1681	354.9	168.1	186.8
8)	L.A. Chargers	3152	764	2388	350.2	84.9	265.3
9)	Las Vegas	3016	959	2057	335.1	106.6	228.6
10)	N.Y. Jets	3015	1044	1971	335.0	116.0	219.0
11)	Denver	2944	932	2012	327.1	103.6	223.6
12)	Indianapolis	3251	987	2264	325.1	98.7	226.4
13)	New England	2879	1055	1824	319.9	117.2	202.7
14)	Pittsburgh	2771	976	1795	307.9	108.4	199.4
15)	Houston	2711	916	1795	301.2	101.8	199.4
16)	Tennessee	2535	1201	1334	281.7	133.4	148.2

AFC / TOTAL DEFENSE

Rank	Team	Total	Rushing	Passing	Total	Rushing	Passing
1)	Denver	2614	1044	1570	290.4	116.0	174.4
2)	Indianapolis	3070	1107	1963	307.0	110.7	196.3
3)	N.Y. Jets	2808	998	1810	312.0	110.9	201.1
4)	Buffalo	2878	986	1892	319.8	109.6	210.2
5)	Cincinnati	2916	1069	1847	324.0	118.8	205.2
6)	New England	2925	1086	1839	325.0	120.7	204.3
7)	Kansas City	3127	891	2236	347.4	99.0	248.4
8)	Cleveland	3142	1180	1962	349.1	131.1	218.0
9)	Baltimore	3157	828	2329	350.8	92.0	258.8
10)	L.A. Chargers	3205	1321	1884	356.1	146.8	209.3
11)	Miami	3567	1169	2398	356.7	116.9	239.8
12)	Tennessee	3219	766	2453	357.7	85.1	272.6
13)	Jacksonville	3577	1101	2476	357.7	110.1	247.6
14)	Pittsburgh	3347	972	2375	371.9	108.0	263.9
15)	Las Vegas	3385	1135	2250	376.1	126.1	250.0
16)	Houston	3552	1636	1916	394.7	181.8	212.9

NFC / TOTAL OFFENSE

Rank	Team	Total	Rushing	Passing	Total	Rushing	Passing
1)	Philadelphia	3128	1190	1938	391.0	148.8	242.3
2)	Detroit	3341	1168	2173	371.2	129.8	241.4
3)	San Francisco	3240	1113	2127	360.0	123.7	236.3
4)	New Orleans	3584	1207	2377	358.4	120.7	237.7
5)	Minnesota	3202	963	2239	355.8	107.0	248.8
6)	Green Bay	3523	1293	2230	352.3	129.3	223.0
7)	Seattle	3521	1243	2278	352.1	124.3	227.8
8)	Tampa Bay	3405	707	2698	340.5	70.7	269.8
9)	Arizona	3337	1131	2206	333.7	113.1	220.6
10)	Dallas	2998	1211	1787	333.1	134.6	198.6
11)	Chicago	3298	2017	1281	329.8	201.7	128.1
12)	N.Y. Giants	2932	1483	1449	325.8	164.8	161.0
13)	Washington	2911	972	1939	323.4	108.0	215.4
14)	Atlanta	3172	1604	1568	317.2	160.4	156.8
15)	Carolina	2942	1180	1762	294.2	118.0	176.2
16)	L.A. Rams	2544	613	1931	282.7	68.1	214.6

NFC / TOTAL DEFENSE

Rank	Team	Total	Rushing	Passing	Total	Rushing	Passing
1)	San Francisco	2525	744	1781	280.6	82.7	197.9
2)	Philadelphia	2392	971	1421	299.0	121.4	177.6
3)	Tampa Bay	3100	1166	1934	310.0	116.6	193.4
4)	L.A. Rams	2797	865	1932	310.8	96.1	214.7
5)	Green Bay	3203	1406	1797	320.3	140.6	179.7
6)	Dallas	2923	1288	1635	324.8	143.1	181.7
7)	New Orleans	3264	1305	1959	326.4	130.5	195.9
8)	Washington	2976	1019	1957	330.7	113.2	217.4
9)	Chicago	3454	1420	2034	345.4	142.0	203.4
10)	N.Y. Giants	3152	1199	1953	350.2	133.2	217.0
11)	Arizona	3576	1105	2471	357.6	110.5	247.1
12)	Carolina	3624	1392	2232	362.4	139.2	223.2
13)	Seattle	3700	1409	2291	370.0	140.9	229.1
14)	Minnesota	3431	1065	2366	381.2	118.3	262.9
15)	Atlanta	3995	1194	2801	399.5	119.4	280.1
16)	Detroit	3746	1448	2298	416.2	160.9	255.3

WEEK 10 / THROUGH SUNDAY, NOVEMBER 13, 2022**NFL / TOTAL OFFENSE**

Rank	Team	Total	Rushing	Passing	Total	Rushing	Passing
1)	Buffalo	3817	1169	2648	424.1	129.9	294.2
2)	Kansas City	3808	983	2825	423.1	109.2	313.9
3)	Miami	3915	977	2938	391.5	97.7	293.8
4)	Philadelphia	3128	1190	1938	391.0	148.8	242.3
5)	Cleveland	3383	1429	1954	375.9	158.8	217.1
6)	Detroit	3341	1168	2173	371.2	129.8	241.4
7)	Jacksonville	3622	1396	2226	362.2	139.6	222.6
8)	Cincinnati	3256	889	2367	361.8	98.8	263.0
9)	San Francisco	3240	1113	2127	360.0	123.7	236.3
10)	New Orleans	3584	1207	2377	358.4	120.7	237.7
11)	Minnesota	3202	963	2239	355.8	107.0	248.8
12)	Baltimore	3194	1513	1681	354.9	168.1	186.8
13)	Green Bay	3523	1293	2230	352.3	129.3	223.0
14)	Seattle	3521	1243	2278	352.1	124.3	227.8
15)	L.A. Chargers	3152	764	2388	350.2	84.9	265.3
16)	Tampa Bay	3405	707	2698	340.5	70.7	269.8
17)	Las Vegas	3016	959	2057	335.1	106.6	228.6
18)	N.Y. Jets	3015	1044	1971	335.0	116.0	219.0
19)	Arizona	3337	1131	2206	333.7	113.1	220.6
20)	Dallas	2998	1211	1787	333.1	134.6	198.6
21)	Chicago	3298	2017	1281	329.8	201.7	128.1
22)	Denver	2944	932	2012	327.1	103.6	223.6
23)	N.Y. Giants	2932	1483	1449	325.8	164.8	161.0
24)	Indianapolis	3251	987	2264	325.1	98.7	226.4
25)	Washington	2911	972	1939	323.4	108.0	215.4
26)	New England	2879	1055	1824	319.9	117.2	202.7
27)	Atlanta	3172	1604	1568	317.2	160.4	156.8
28)	Pittsburgh	2771	976	1795	307.9	108.4	199.4
29)	Houston	2711	916	1795	301.2	101.8	199.4
30)	Carolina	2942	1180	1762	294.2	118.0	176.2
31)	L.A. Rams	2544	613	1931	282.7	68.1	214.6
32)	Tennessee	2535	1201	1334	281.7	133.4	148.2

NFL / TOTAL DEFENSE

Rank	Team	Total	Rushing	Passing	Total	Rushing	Passing
1)	San Francisco	2525	744	1781	280.6	82.7	197.9
2)	Denver	2614	1044	1570	290.4	116.0	174.4
3)	Philadelphia	2392	971	1421	299.0	121.4	177.6
4)	Indianapolis	3070	1107	1963	307.0	110.7	196.3
5)	Tampa Bay	3100	1166	1934	310.0	116.6	193.4
6)	L.A. Rams	2797	865	1932	310.8	96.1	214.7
7)	N.Y. Jets	2808	998	1810	312.0	110.9	201.1
8)	Buffalo	2878	986	1892	319.8	109.6	210.2
9)	Green Bay	3203	1406	1797	320.3	140.6	179.7
10)	Cincinnati	2916	1069	1847	324.0	118.8	205.2
11)	Dallas	2923	1288	1635	324.8	143.1	181.7
12)	New England	2925	1086	1839	325.0	120.7	204.3
13)	New Orleans	3264	1305	1959	326.4	130.5	195.9
14)	Washington	2976	1019	1957	330.7	113.2	217.4
15)	Chicago	3454	1420	2034	345.4	142.0	203.4
16)	Kansas City	3127	891	2236	347.4	99.0	248.4
17)	Cleveland	3142	1180	1962	349.1	131.1	218.0
18)	N.Y. Giants	3152	1199	1953	350.2	133.2	217.0
19)	Baltimore	3157	828	2329	350.8	92.0	258.8
20)	L.A. Chargers	3205	1321	1884	356.1	146.8	209.3
21)	Miami	3567	1169	2398	356.7	116.9	239.8
22)	Arizona	3576	1105	2471	357.6	110.5	247.1
23)	Tennessee	3219	766	2453	357.7	85.1	272.6
24)	Jacksonville	3577	1101	2476	357.7	110.1	247.6
25)	Carolina	3624	1392	2232	362.4	139.2	223.2
26)	Seattle	3700	1409	2291	370.0	140.9	229.1
27)	Pittsburgh	3347	972	2375	371.9	108.0	263.9
28)	Las Vegas	3385	1135	2250	376.1	126.1	250.0
29)	Minnesota	3431	1065	2366	381.2	118.3	262.9
30)	Houston	3552	1636	1916	394.7	181.8	212.9
31)	Atlanta	3995	1194	2801	399.5	119.4	280.1
32)	Detroit	3746	1448	2298	416.2	160.9	255.3

WEEK 10 / THROUGH SUNDAY, NOVEMBER 13, 2022

AFC / TAKEAWAYS, GIVEAWAYS

Rank	Team	TAKEAWAYS			GIVEAWAYS			Net Diff
		Int	Fum	Total	Int	Fum	Total	
1)	Baltimore	9	7	16	6	3	9	= +7
2t)	Cincinnati	8	5	13	6	4	10	= +3
2t)	Tennessee	9	4	13	4	6	10	= +3
4)	L.A. Chargers	7	5	12	6	4	10	= +2
5t)	Jacksonville	9	5	14	6	7	13	= +1
5t)	N.Y. Jets	11	3	14	8	5	13	= +1
7t)	Denver	6	4	10	6	4	10	= 0
7t)	Houston	7	4	11	9	2	11	= 0
7t)	New England	11	6	17	10	7	17	= 0
10t)	Buffalo	13	4	17	10	8	18	= -1
10t)	Las Vegas	3	3	6	5	2	7	= -1
12t)	Miami	4	4	8	7	3	10	= -2
12t)	Pittsburgh	10	2	12	10	4	14	= -2
14)	Kansas City	3	5	8	7	5	12	= -4
15)	Cleveland	3	5	8	6	7	13	= -5
16)	Indianapolis	4	5	9	10	8	18	= -9
	Totals	117	71	188	116	79	195	= -7

NFC / TAKEAWAYS, GIVEAWAYS

Rank	Team	TAKEAWAYS			GIVEAWAYS			Net Diff
		Int	Fum	Total	Int	Fum	Total	
1)	Philadelphia	12	6	18	2	1	3	= +15
2)	Minnesota	10	8	18	8	2	10	= +8
3)	Dallas	7	8	15	7	2	9	= +6
4)	Arizona	7	7	14	6	3	9	= +5
5t)	N.Y. Giants	2	10	12	3	5	8	= +4
5t)	Seattle	7	10	17	5	8	13	= +4
7)	Tampa Bay	6	4	10	3	6	9	= +1
8t)	Atlanta	8	5	13	7	6	13	= 0
8t)	Chicago	9	4	13	7	6	13	= 0
10)	Detroit	6	4	10	7	5	12	= -2
11t)	Carolina	7	2	9	8	4	12	= -3
11t)	San Francisco	7	3	10	6	7	13	= -3
13)	Washington	3	4	7	9	2	11	= -4
14)	Green Bay	7	3	10	7	8	15	= -5
15)	L.A. Rams	5	3	8	9	6	15	= -7
16)	New Orleans	2	5	7	12	7	19	= -12
	Totals	105	86	191	106	78	184	= +7

NFL / TAKEAWAYS, GIVEAWAYS

Rank	Team	TAKEAWAYS			GIVEAWAYS			Net Diff
		Int	Fum	Total	Int	Fum	Total	
1)	Philadelphia	12	6	18	2	1	3	= +15
2)	Minnesota	10	8	18	8	2	10	= +8
3)	Baltimore	9	7	16	6	3	9	= +7
4)	Dallas	7	8	15	7	2	9	= +6
5)	Arizona	7	7	14	6	3	9	= +5
6t)	N.Y. Giants	2	10	12	3	5	8	= +4
6t)	Seattle	7	10	17	5	8	13	= +4
8t)	Cincinnati	8	5	13	6	4	10	= +3
8t)	Tennessee	9	4	13	4	6	10	= +3
10)	L.A. Chargers	7	5	12	6	4	10	= +2
11t)	Jacksonville	9	5	14	6	7	13	= +1
11t)	N.Y. Jets	11	3	14	8	5	13	= +1
11t)	Tampa Bay	6	4	10	3	6	9	= +1
14t)	Denver	6	4	10	6	4	10	= 0
14t)	Houston	7	4	11	9	2	11	= 0
14t)	New England	11	6	17	10	7	17	= 0
14t)	Atlanta	8	5	13	7	6	13	= 0
14t)	Chicago	9	4	13	7	6	13	= 0
19t)	Buffalo	13	4	17	10	8	18	= -1
19t)	Las Vegas	3	3	6	5	2	7	= -1
21t)	Miami	4	4	8	7	3	10	= -2
21t)	Pittsburgh	10	2	12	10	4	14	= -2
21t)	Detroit	6	4	10	7	5	12	= -2
24t)	Carolina	7	2	9	8	4	12	= -3
24t)	San Francisco	7	3	10	6	7	13	= -3
26t)	Kansas City	3	5	8	7	5	12	= -4
26t)	Washington	3	4	7	9	2	11	= -4
28t)	Cleveland	3	5	8	6	7	13	= -5
28t)	Green Bay	7	3	10	7	8	15	= -5
30)	L.A. Rams	5	3	8	9	6	15	= -7
31)	Indianapolis	4	5	9	10	8	18	= -9
32)	New Orleans	2	5	7	12	7	19	= -12
	Totals	222	157	379	222	157	379	= 0

WEEK 10 / THROUGH SUNDAY, NOVEMBER 13, 2022**AFC / TEAM/OFFENSE INSIDE THE 20**

Rank	Team	Poss	Pts	TD	TD%	FG	Score	Score%
1)	Tennessee	21	127	16	76.2	5	21	100.0
2)	Kansas City	39	218	29	74.4	6	35	89.7
3)	Cincinnati	29	156	21	72.4	3	24	82.8
4)	Miami	34	173	23	67.6	5	28	82.4
5)	Cleveland	33	165	20	60.6	9	29	87.9
6)	N.Y. Jets	28	129	16	57.1	6	22	78.6
7)	Baltimore	34	168	19	55.9	12	31	91.2
8)	Jacksonville	37	166	20	54.1	9	29	78.4
9)	Buffalo	34	147	18	52.9	7	25	73.5
10)	Las Vegas	27	126	14	51.9	10	24	88.9
11)	L.A. Chargers	33	158	17	51.5	13	30	90.9
12t)	New England	26	116	12	46.2	11	23	88.5
12t)	Pittsburgh	26	112	12	46.2	9	21	80.8
14)	Indianapolis	27	107	12	44.4	8	20	74.1
15)	Houston	25	104	11	44.0	9	20	80.0
16)	Denver	20	71	7	35.0	8	15	75.0

AFC / OPPONENTS/DEFENSE INSIDE THE 20

Rank	Team	Poss	Pts	TD	TD%	FG	Score	Score%
1)	Denver	21	81	6	28.6	13	19	90.5
2)	Buffalo	27	101	12	44.4	6	18	66.7
3)	Pittsburgh	28	120	14	50.0	8	22	78.6
4)	L.A. Chargers	33	160	17	51.5	14	31	93.9
5)	New England	27	115	14	51.9	6	20	74.1
6)	Tennessee	25	114	13	52.0	8	21	84.0
7)	Cincinnati	26	125	14	53.8	9	23	88.5
8)	Baltimore	33	160	19	57.6	10	29	87.9
9)	N.Y. Jets	24	117	14	58.3	7	21	87.5
10)	Houston	29	147	17	58.6	9	26	89.7
11)	Cleveland	34	171	20	58.8	11	31	91.2
12)	Indianapolis	27	129	16	59.3	6	22	81.5
13)	Jacksonville	32	150	19	59.4	7	26	81.3
14)	Miami	32	174	22	68.8	7	29	90.6
15)	Kansas City	30	159	21	70.0	4	25	83.3
16)	Las Vegas	29	157	21	72.4	3	24	82.8

NFC / TEAM/OFFENSE INSIDE THE 20

Rank	Team	Poss	Pts	TD	TD%	FG	Score	Score%
1)	Philadelphia	30	163	21	70.0	6	27	90.0
2)	Detroit	33	171	23	69.7	3	26	78.8
3)	Dallas	26	142	17	65.4	8	25	96.2
4t)	Atlanta	31	160	19	61.3	9	28	90.3
4t)	New Orleans	31	161	19	61.3	9	28	90.3
6t)	Arizona	30	156	18	60.0	9	27	90.0
6t)	Minnesota	35	174	21	60.0	10	31	88.6
8)	Chicago	32	145	18	56.3	8	26	81.3
9)	San Francisco	31	144	17	54.8	9	26	83.9
10)	Washington	22	98	12	54.5	6	18	81.8
11)	Carolina	24	116	13	54.2	9	22	91.7
12)	N.Y. Giants	26	122	14	53.8	8	22	84.6
13)	Green Bay	29	126	15	51.7	7	22	75.9
14)	L.A. Rams	26	121	13	50.0	10	23	88.5
15)	Seattle	31	144	15	48.4	13	28	90.3
16)	Tampa Bay	30	126	14	46.7	10	24	80.0

NFC / OPPONENTS/DEFENSE INSIDE THE 20

Rank	Team	Poss	Pts	TD	TD%	FG	Score	Score%
1)	N.Y. Giants	34	139	13	38.2	16	29	85.3
2)	L.A. Rams	23	104	11	47.8	9	20	87.0
3)	New Orleans	29	131	14	48.3	11	25	86.2
4)	Washington	32	134	16	50.0	8	24	75.0
5)	Green Bay	29	135	15	51.7	10	25	86.2
6)	Dallas	23	100	12	52.2	6	18	78.3
7)	Philadelphia	26	112	14	53.8	5	19	73.1
8)	Atlanta	38	185	22	57.9	10	32	84.2
9)	Carolina	36	181	21	58.3	12	33	91.7
10)	Seattle	31	154	19	61.3	7	26	83.9
11)	San Francisco	21	105	13	61.9	6	19	90.5
12)	Tampa Bay	27	141	17	63.0	7	24	88.9
13)	Detroit	33	172	21	63.6	9	30	90.9
14)	Chicago	36	186	24	66.7	6	30	83.3
15)	Arizona	40	219	27	67.5	11	38	95.0
16)	Minnesota	25	134	18	72.0	3	21	84.0

WEEK 10 / THROUGH SUNDAY, NOVEMBER 13, 2022

NFL / TEAM/OFFENSE INSIDE THE 20

Rank	Team	Poss	Pts	TD	TD%	FG	Score	Score%
1)	Tennessee	21	127	16	76.2	5	21	100.0
2)	Kansas City	39	218	29	74.4	6	35	89.7
3)	Cincinnati	29	156	21	72.4	3	24	82.8
4)	Philadelphia	30	163	21	70.0	6	27	90.0
5)	Detroit	33	171	23	69.7	3	26	78.8
6)	Miami	34	173	23	67.6	5	28	82.4
7)	Dallas	26	142	17	65.4	8	25	96.2
8t)	Atlanta	31	160	19	61.3	9	28	90.3
8t)	New Orleans	31	161	19	61.3	9	28	90.3
10)	Cleveland	33	165	20	60.6	9	29	87.9
11t)	Arizona	30	156	18	60.0	9	27	90.0
11t)	Minnesota	35	174	21	60.0	10	31	88.6
13)	N.Y. Jets	28	129	16	57.1	6	22	78.6
14)	Chicago	32	145	18	56.3	8	26	81.3
15)	Baltimore	34	168	19	55.9	12	31	91.2
16)	San Francisco	31	144	17	54.8	9	26	83.9
17)	Washington	22	98	12	54.5	6	18	81.8
18)	Carolina	24	116	13	54.2	9	22	91.7
19)	Jacksonville	37	166	20	54.1	9	29	78.4
20)	N.Y. Giants	26	122	14	53.8	8	22	84.6
21)	Buffalo	34	147	18	52.9	7	25	73.5
22)	Las Vegas	27	126	14	51.9	10	24	88.9
23)	Green Bay	29	126	15	51.7	7	22	75.9
24)	L.A. Chargers	33	158	17	51.5	13	30	90.9
25)	L.A. Rams	26	121	13	50.0	10	23	88.5
26)	Seattle	31	144	15	48.4	13	28	90.3
27)	Tampa Bay	30	126	14	46.7	10	24	80.0
28t)	New England	26	116	12	46.2	11	23	88.5
28t)	Pittsburgh	26	112	12	46.2	9	21	80.8
30)	Indianapolis	27	107	12	44.4	8	20	74.1
31)	Houston	25	104	11	44.0	9	20	80.0
32)	Denver	20	71	7	35.0	8	15	75.0

NFL / OPPONENTS/DEFENSE INSIDE THE 20

Rank	Team	Poss	Pts	TD	TD%	FG	Score	Score%
1)	Denver	21	81	6	28.6	13	19	90.5
2)	N.Y. Giants	34	139	13	38.2	16	29	85.3
3)	Buffalo	27	101	12	44.4	6	18	66.7
4)	L.A. Rams	23	104	11	47.8	9	20	87.0
5)	New Orleans	29	131	14	48.3	11	25	86.2
6t)	Pittsburgh	28	120	14	50.0	8	22	78.6
6t)	Washington	32	134	16	50.0	8	24	75.0
8)	L.A. Chargers	33	160	17	51.5	14	31	93.9
9)	Green Bay	29	135	15	51.7	10	25	86.2
10)	New England	27	115	14	51.9	6	20	74.1
11)	Tennessee	25	114	13	52.0	8	21	84.0
12)	Dallas	23	100	12	52.2	6	18	78.3
13t)	Cincinnati	26	125	14	53.8	9	23	88.5
13t)	Philadelphia	26	112	14	53.8	5	19	73.1
15)	Baltimore	33	160	19	57.6	10	29	87.9
16)	Atlanta	38	185	22	57.9	10	32	84.2
17t)	Carolina	36	181	21	58.3	12	33	91.7
17t)	N.Y. Jets	24	117	14	58.3	7	21	87.5
19)	Houston	29	147	17	58.6	9	26	89.7
20)	Cleveland	34	171	20	58.8	11	31	91.2
21)	Indianapolis	27	129	16	59.3	6	22	81.5
22)	Jacksonville	32	150	19	59.4	7	26	81.3
23)	Seattle	31	154	19	61.3	7	26	83.9
24)	San Francisco	21	105	13	61.9	6	19	90.5
25)	Tampa Bay	27	141	17	63.0	7	24	88.9
26)	Detroit	33	172	21	63.6	9	30	90.9
27)	Chicago	36	186	24	66.7	6	30	83.3
28)	Arizona	40	219	27	67.5	11	38	95.0
29)	Miami	32	174	22	68.8	7	29	90.6
30)	Kansas City	30	159	21	70.0	4	25	83.3
31)	Minnesota	25	134	18	72.0	3	21	84.0
32)	Las Vegas	29	157	21	72.4	3	24	82.8

WEEK 10 / THROUGH SUNDAY, NOVEMBER 13, 2022

AFC / OFFENSE/TEAMS: FIRST DOWNS, THIRD DOWNS, FOURTH DOWNS

Rank	Team	FIRST DOWNS				THIRD DOWNS			FOURTH DOWNS		
		Total	Rush	Pass	Pen	Made	Att	Pct	Made	Att	Pct
1)	Kansas City	226	50	155	21	56	108	51.9	6	8	75.0
2)	Buffalo	214	67	131	16	55	105	52.4	6	12	50.0
3)	Cincinnati	202	59	122	21	56	113	49.6	2	9	22.2
4)	Cleveland	201	86	100	15	50	121	41.3	12	21	57.1
5)	Jacksonville	220	74	122	24	53	126	42.1	9	19	47.4
6)	Miami	216	55	144	17	49	115	42.6	6	14	42.9
7)	Baltimore	189	90	86	13	50	111	45.0	4	9	44.4
8)	L.A. Chargers	179	42	118	19	57	138	41.3	8	19	42.1
9)	Las Vegas	177	60	105	12	41	108	38.0	10	17	58.8
10)	Pittsburgh	175	57	102	16	45	124	36.3	9	12	75.0
11)	Indianapolis	190	52	124	14	50	134	37.3	2	9	22.2
12)	N.Y. Jets	165	48	101	16	42	125	33.6	7	13	53.8
13)	New England	158	59	87	12	45	115	39.1	2	6	33.3
14)	Houston	156	55	84	17	35	113	31.0	5	10	50.0
15)	Denver	154	48	89	17	37	130	28.5	8	15	53.3
16)	Tennessee	139	55	70	14	37	110	33.6	3	5	60.0
Totals		2961	957	1740	264	758	1896	40.0	99	198	50.0

AFC / DEFENSE/OPPONENTS: FIRST DOWNS, THIRD DOWNS, FOURTH DOWNS

Rank	Team	FIRST DOWNS				THIRD DOWNS			FOURTH DOWNS		
		Total	Rush	Pass	Pen	Made	Att	Pct	Made	Att	Pct
1)	New England	159	52	96	11	49	127	38.6	5	17	29.4
2)	Denver	163	56	81	26	44	127	34.6	2	7	28.6
3)	Cincinnati	165	63	89	13	43	112	38.4	2	8	25.0
4)	Indianapolis	188	68	101	19	44	131	33.6	8	15	53.3
5)	N.Y. Jets	175	64	92	19	53	126	42.1	4	14	28.6
6)	Tennessee	178	50	112	16	34	122	27.9	14	17	82.4
7t)	L.A. Chargers	179	61	105	13	48	111	43.2	4	9	44.4
7t)	Pittsburgh	179	51	115	13	52	125	41.6	8	13	61.5
9t)	Buffalo	180	62	101	17	46	114	40.4	10	19	52.6
9t)	Kansas City	180	49	121	10	42	115	36.5	12	19	63.2
11)	Cleveland	181	65	97	19	43	104	41.3	4	8	50.0
12)	Miami	203	67	115	21	56	126	44.4	9	20	45.0
13)	Baltimore	184	51	118	15	35	104	33.7	10	13	76.9
14)	Jacksonville	207	69	121	17	51	121	42.1	7	17	41.2
15)	Las Vegas	191	70	109	12	55	113	48.7	5	12	41.7
16)	Houston	198	82	104	12	49	116	42.2	6	11	54.5
Totals		2910	980	1677	253	744	1894	39.3	110	219	50.2

WEEK 10 / THROUGH SUNDAY, NOVEMBER 13, 2022

NFC / OFFENSE/TEAMS: FIRST DOWNS, THIRD DOWNS, FOURTH DOWNS

Rank	Team	FIRST DOWNS				THIRD DOWNS			FOURTH DOWNS		
		Total	Rush	Pass	Pen	Made	Att	Pct	Made	Att	Pct
1)	Philadelphia	188	76	97	15	50	109	45.9	12	16	75.0
2)	Minnesota	198	56	121	21	49	121	40.5	6	10	60.0
3)	Detroit	191	59	112	20	42	105	40.0	10	23	43.5
4t)	Arizona	206	70	121	15	48	138	34.8	16	29	55.2
4t)	Seattle	206	63	120	23	50	116	43.1	6	11	54.5
6)	Tampa Bay	204	45	140	19	56	143	39.2	5	11	45.5
7)	N.Y. Giants	182	83	79	20	49	120	40.8	2	6	33.3
8)	San Francisco	180	68	98	14	52	114	45.6	3	8	37.5
9)	Green Bay	198	71	107	20	48	119	40.3	4	16	25.0
10)	Atlanta	196	88	89	19	48	111	43.2	2	5	40.0
11)	Washington	175	56	101	18	40	117	34.2	4	12	33.3
12)	New Orleans	192	65	114	13	52	128	40.6	3	7	42.9
13)	Dallas	169	63	94	12	42	113	37.2	6	11	54.5
14)	Chicago	181	102	62	17	59	133	44.4	5	13	38.5
15)	L.A. Rams	158	36	111	11	47	114	41.2	7	9	77.8
16)	Carolina	147	61	74	12	34	120	28.3	7	13	53.8
	Totals	2971	1062	1640	269	766	1921	39.9	98	200	49.0

NFC / DEFENSE/OPPONENTS: FIRST DOWNS, THIRD DOWNS, FOURTH DOWNS

Rank	Team	FIRST DOWNS				THIRD DOWNS			FOURTH DOWNS		
		Total	Rush	Pass	Pen	Made	Att	Pct	Made	Att	Pct
1)	San Francisco	149	41	92	16	50	122	41.0	5	8	62.5
2)	L.A. Rams	152	47	97	8	49	120	40.8	8	13	61.5
3)	Tampa Bay	174	55	107	12	53	138	38.4	6	12	50.0
4)	Washington	160	42	95	23	38	116	32.8	4	12	33.3
5)	Green Bay	189	76	93	20	37	113	32.7	4	9	44.4
6)	Dallas	172	69	82	21	46	125	36.8	6	10	60.0
7)	New Orleans	195	73	92	30	52	133	39.1	5	9	55.6
8)	Philadelphia	161	55	93	13	36	95	37.9	6	10	60.0
9)	Chicago	206	85	103	18	60	120	50.0	2	7	28.6
10)	N.Y. Giants	189	57	110	22	35	107	32.7	6	9	66.7
11)	Carolina	212	80	116	16	55	133	41.4	3	10	30.0
12)	Seattle	213	71	121	21	61	137	44.5	7	18	38.9
13)	Arizona	217	72	130	15	51	116	44.0	6	11	54.5
14)	Minnesota	197	61	121	15	39	106	36.8	7	15	46.7
15)	Atlanta	223	74	138	11	62	133	46.6	6	13	46.2
16)	Detroit	213	81	113	19	56	109	51.4	6	13	46.2
	Totals	3022	1039	1703	280	780	1923	40.6	87	179	48.6

WEEK 10 / THROUGH SUNDAY, NOVEMBER 13, 2022

NFL / OFFENSE/TEAMS: FIRST DOWNS, THIRD DOWNS, FOURTH DOWNS

Rank	Team	FIRST DOWNS				THIRD DOWNS			FOURTH DOWNS		
		Total	Rush	Pass	Pen	Made	Att	Pct	Made	Att	Pct
1)	Kansas City	226	50	155	21	56	108	51.9	6	8	75.0
2)	Buffalo	214	67	131	16	55	105	52.4	6	12	50.0
3)	Philadelphia	188	76	97	15	50	109	45.9	12	16	75.0
4)	Cincinnati	202	59	122	21	56	113	49.6	2	9	22.2
5)	Cleveland	201	86	100	15	50	121	41.3	12	21	57.1
6t)	Jacksonville	220	74	122	24	53	126	42.1	9	19	47.4
6t)	Minnesota	198	56	121	21	49	121	40.5	6	10	60.0
8)	Miami	216	55	144	17	49	115	42.6	6	14	42.9
9)	Detroit	191	59	112	20	42	105	40.0	10	23	43.5
10)	Baltimore	189	90	86	13	50	111	45.0	4	9	44.4
11t)	Arizona	206	70	121	15	48	138	34.8	16	29	55.2
11t)	Seattle	206	63	120	23	50	116	43.1	6	11	54.5
13)	Tampa Bay	204	45	140	19	56	143	39.2	5	11	45.5
14)	N.Y. Giants	182	83	79	20	49	120	40.8	2	6	33.3
15)	San Francisco	180	68	98	14	52	114	45.6	3	8	37.5
16)	L.A. Chargers	179	42	118	19	57	138	41.3	8	19	42.1
17)	Green Bay	198	71	107	20	48	119	40.3	4	16	25.0
18)	Las Vegas	177	60	105	12	41	108	38.0	10	17	58.8
19)	Atlanta	196	88	89	19	48	111	43.2	2	5	40.0
20t)	Pittsburgh	175	57	102	16	45	124	36.3	9	12	75.0
20t)	Washington	175	56	101	18	40	117	34.2	4	12	33.3
22)	New Orleans	192	65	114	13	52	128	40.6	3	7	42.9
23)	Indianapolis	190	52	124	14	50	134	37.3	2	9	22.2
24)	Dallas	169	63	94	12	42	113	37.2	6	11	54.5
25)	N.Y. Jets	165	48	101	16	42	125	33.6	7	13	53.8
26)	Chicago	181	102	62	17	59	133	44.4	5	13	38.5
27t)	New England	158	59	87	12	45	115	39.1	2	6	33.3
27t)	L.A. Rams	158	36	111	11	47	114	41.2	7	9	77.8
29)	Houston	156	55	84	17	35	113	31.0	5	10	50.0
30)	Denver	154	48	89	17	37	130	28.5	8	15	53.3
31)	Tennessee	139	55	70	14	37	110	33.6	3	5	60.0
32)	Carolina	147	61	74	12	34	120	28.3	7	13	53.8
	Totals	5932	2019	3380	533	1524	3817	39.9	197	398	49.5

NFL / DEFENSE/OPPONENTS: FIRST DOWNS, THIRD DOWNS, FOURTH DOWNS

Rank	Team	FIRST DOWNS				THIRD DOWNS			FOURTH DOWNS		
		Total	Rush	Pass	Pen	Made	Att	Pct	Made	Att	Pct
1)	San Francisco	149	41	92	16	50	122	41.0	5	8	62.5
2)	L.A. Rams	152	47	97	8	49	120	40.8	8	13	61.5
3)	Tampa Bay	174	55	107	12	53	138	38.4	6	12	50.0
4)	New England	159	52	96	11	49	127	38.6	5	17	29.4
5)	Washington	160	42	95	23	38	116	32.8	4	12	33.3
6)	Denver	163	56	81	26	44	127	34.6	2	7	28.6
7)	Cincinnati	165	63	89	13	43	112	38.4	2	8	25.0
8)	Indianapolis	188	68	101	19	44	131	33.6	8	15	53.3
9)	Green Bay	189	76	93	20	37	113	32.7	4	9	44.4
10)	Dallas	172	69	82	21	46	125	36.8	6	10	60.0
11)	N.Y. Jets	175	64	92	19	53	126	42.1	4	14	28.6
12)	New Orleans	195	73	92	30	52	133	39.1	5	9	55.6
13)	Tennessee	178	50	112	16	34	122	27.9	14	17	82.4
14t)	L.A. Chargers	179	61	105	13	48	111	43.2	4	9	44.4
14t)	Pittsburgh	179	51	115	13	52	125	41.6	8	13	61.5
16t)	Buffalo	180	62	101	17	46	114	40.4	10	19	52.6
16t)	Kansas City	180	49	121	10	42	115	36.5	12	19	63.2
18)	Cleveland	181	65	97	19	43	104	41.3	4	8	50.0
19)	Philadelphia	161	55	93	13	36	95	37.9	6	10	60.0
20)	Miami	203	67	115	21	56	126	44.4	9	20	45.0
21)	Baltimore	184	51	118	15	35	104	33.7	10	13	76.9
22)	Chicago	206	85	103	18	60	120	50.0	2	7	28.6
23)	Jacksonville	207	69	121	17	51	121	42.1	7	17	41.2
24)	N.Y. Giants	189	57	110	22	35	107	32.7	6	9	66.7
25)	Carolina	212	80	116	16	55	133	41.4	3	10	30.0
26)	Las Vegas	191	70	109	12	55	113	48.7	5	12	41.7
27)	Seattle	213	71	121	21	61	137	44.5	7	18	38.9
28)	Arizona	217	72	130	15	51	116	44.0	6	11	54.5
29)	Minnesota	197	61	121	15	39	106	36.8	7	15	46.7
30)	Houston	198	82	104	12	49	116	42.2	6	11	54.5
31)	Atlanta	223	74	138	11	62	133	46.6	6	13	46.2
32)	Detroit	213	81	113	19	56	109	51.4	6	13	46.2
	Totals	5932	2019	3380	533	1524	3817	39.9	197	398	49.5

WEEK 10 / THROUGH SUNDAY, NOVEMBER 13, 2022**AFC / FIRST-DOWN PLAYS BY TEAMS**

Rank	Team	Yds/Play	Plays	Yards
1)	Miami	6.81	283	1927
2)	Buffalo	6.64	273	1812
3)	Baltimore	6.25	252	1575
4)	Jacksonville	6.10	290	1769
5)	Houston	6.00	234	1404
6)	Cleveland	5.89	266	1567
7)	N.Y. Jets	5.69	246	1400
8)	Cincinnati	5.69	266	1513
9)	Las Vegas	5.68	242	1374
10)	Kansas City	5.54	277	1534
11)	Tennessee	5.45	224	1220
12)	New England	5.21	240	1251
13)	L.A. Chargers	4.96	254	1259
14)	Pittsburgh	4.88	260	1270
15)	Denver	4.77	247	1179
16)	Indianapolis	4.69	284	1333
	TOTAL	5.65	4138	23387

AFC / FIRST-DOWN PLAYS BY OPPONENTS

Rank	Team	Yds/Play	Plays	Yards
1)	Jacksonville	4.93	279	1375
2)	Buffalo	5.26	250	1315
3)	N.Y. Jets	5.34	256	1366
4)	Baltimore	5.42	252	1365
5)	Miami	5.43	269	1460
6)	Tennessee	5.45	253	1378
7)	Las Vegas	5.50	250	1375
8)	Cincinnati	5.50	241	1326
9)	Denver	5.57	246	1369
10)	Pittsburgh	5.57	253	1408
11)	Kansas City	5.65	252	1424
12)	Cleveland	5.67	246	1395
13)	Indianapolis	5.72	279	1595
14)	Houston	5.76	272	1567
15)	New England	5.86	242	1419
16)	L.A. Chargers	6.71	249	1671
	TOTAL	5.58	4089	22808

NFC / FIRST-DOWN PLAYS BY TEAMS

Rank	Team	Yds/Play	Plays	Yards
1)	Seattle	6.50	274	1781
2)	Atlanta	6.15	265	1629
3)	Philadelphia	6.13	241	1478
4)	San Francisco	6.06	250	1514
5)	Detroit	6.00	250	1500
6)	New Orleans	5.82	277	1613
7)	Chicago	5.77	258	1489
8)	Dallas	5.45	244	1330
9)	Washington	5.43	260	1412
10)	Minnesota	5.31	267	1419
11)	Tampa Bay	5.10	290	1479
12)	Carolina	4.93	232	1144
13)	Green Bay	4.91	282	1384
14)	L.A. Rams	4.87	237	1154
15)	N.Y. Giants	4.38	250	1094
16)	Arizona	4.37	286	1251
	TOTAL	5.45	4163	22671

NFC / FIRST-DOWN PLAYS BY OPPONENTS

Rank	Team	Yds/Play	Plays	Yards
1)	San Francisco	3.96	221	876
2)	Philadelphia	4.82	225	1084
3)	Dallas	4.86	251	1219
4)	Tampa Bay	4.96	262	1299
5)	L.A. Rams	4.97	226	1124
6)	New Orleans	5.05	279	1408
7)	Seattle	5.06	289	1462
8)	Chicago	5.49	274	1505
9)	Arizona	5.55	290	1609
10)	Green Bay	5.61	264	1482
11)	Carolina	5.76	297	1711
12)	Detroit	5.96	269	1603
13)	Minnesota	5.98	271	1621
14)	Washington	6.27	242	1518
15)	Atlanta	6.45	294	1896
16)	N.Y. Giants	7.10	258	1833
	TOTAL	5.52	4212	23250

WEEK 10 / THROUGH SUNDAY, NOVEMBER 13, 2022**NFL / FIRST-DOWN PLAYS BY TEAMS**

Rank	Team	Yds/Play	Plays	Yards
1)	Miami	6.81	283	1927
2)	Buffalo	6.64	273	1812
3)	Seattle	6.50	274	1781
4)	Baltimore	6.25	252	1575
5)	Atlanta	6.15	265	1629
6)	Philadelphia	6.13	241	1478
7)	Jacksonville	6.10	290	1769
8)	San Francisco	6.06	250	1514
9t)	Houston	6.00	234	1404
9t)	Detroit	6.00	250	1500
11)	Cleveland	5.89	266	1567
12)	New Orleans	5.82	277	1613
13)	Chicago	5.77	258	1489
14)	N.Y. Jets	5.69	246	1400
15)	Cincinnati	5.69	266	1513
16)	Las Vegas	5.68	242	1374
17)	Kansas City	5.54	277	1534
18)	Dallas	5.45	244	1330
19)	Tennessee	5.45	224	1220
20)	Washington	5.43	260	1412
21)	Minnesota	5.31	267	1419
22)	New England	5.21	240	1251
23)	Tampa Bay	5.10	290	1479
24)	L.A. Chargers	4.96	254	1259
25)	Carolina	4.93	232	1144
26)	Green Bay	4.91	282	1384
27)	Pittsburgh	4.88	260	1270
28)	L.A. Rams	4.87	237	1154
29)	Denver	4.77	247	1179
30)	Indianapolis	4.69	284	1333
31)	N.Y. Giants	4.38	250	1094
32)	Arizona	4.37	286	1251
	TOTAL	5.55	8301	46058

NFL / FIRST-DOWN PLAYS BY OPPONENTS

Rank	Team	Yds/Play	Plays	Yards
1)	San Francisco	3.96	221	876
2)	Philadelphia	4.82	225	1084
3)	Dallas	4.86	251	1219
4)	Jacksonville	4.93	279	1375
5)	Tampa Bay	4.96	262	1299
6)	L.A. Rams	4.97	226	1124
7)	New Orleans	5.05	279	1408
8)	Seattle	5.06	289	1462
9)	Buffalo	5.26	250	1315
10)	N.Y. Jets	5.34	256	1366
11)	Baltimore	5.42	252	1365
12)	Miami	5.43	269	1460
13)	Tennessee	5.45	253	1378
14)	Chicago	5.49	274	1505
15)	Las Vegas	5.50	250	1375
16)	Cincinnati	5.50	241	1326
17)	Arizona	5.55	290	1609
18)	Denver	5.57	246	1369
19)	Pittsburgh	5.57	253	1408
20)	Green Bay	5.61	264	1482
21)	Kansas City	5.65	252	1424
22)	Cleveland	5.67	246	1395
23)	Indianapolis	5.72	279	1595
24)	Carolina	5.76	297	1711
25)	Houston	5.76	272	1567
26)	New England	5.86	242	1419
27)	Detroit	5.96	269	1603
28)	Minnesota	5.98	271	1621
29)	Washington	6.27	242	1518
30)	Atlanta	6.45	294	1896
31)	L.A. Chargers	6.71	249	1671
32)	N.Y. Giants	7.10	258	1833
	TOTAL	5.55	8301	46058

WEEK 10 / THROUGH SUNDAY, NOVEMBER 13, 2022

AFC / KICKOFFS (Receiving Team)

Rank	Team	TotKO	AdjKO	TB	TB%	EZ	EZ%	OB	I20	Avg.Start
1)	Baltimore	43	41	31	75.6	35	81.4	1	2	27.2
2)	Pittsburgh	46	43	33	76.7	37	80.4	0	4	26.1
3)	Buffalo	36	36	19	52.8	24	66.7	0	2	25.9
4)	N.Y. Jets	41	41	24	58.5	28	68.3	2	6	25.5
5)	Houston	46	46	34	73.9	36	78.3	2	2	25.5
6)	New England	40	38	19	50.0	28	70.0	1	3	25.2
7)	Indianapolis	50	50	36	72.0	40	80.0	0	3	25.0
8)	Kansas City	48	45	20	44.4	27	56.3	1	8	25.0
9)	Jacksonville	46	46	27	58.7	39	84.8	0	6	24.9
10)	Miami	48	48	32	66.7	36	75.0	0	5	24.7
11)	L.A. Chargers	52	51	32	62.7	38	73.1	1	6	24.6
12)	Cleveland	52	49	28	57.1	39	75.0	3	8	24.4
13)	Las Vegas	42	42	27	64.3	32	76.2	0	5	24.2
14)	Tennessee	40	38	21	55.3	24	60.0	0	6	24.1
15)	Cincinnati	42	41	29	70.7	34	81.0	0	5	23.8
16)	Denver	42	41	30	73.2	34	81.0	0	4	23.8
	Totals	714	696	442	63.5	531	76.3	11	75	25.0

AFC / KICKOFFS (Kicking Team)

Rank	Team	TotKO	AdjKO	TB	TB%	EZ	EZ%	OB	I20	Avg.Start
1)	Houston	40	36	18	50.0	25	62.5	0	11	21.5
2)	Tennessee	39	39	24	61.5	28	71.8	0	6	23.7
3)	Buffalo	52	51	24	47.1	29	55.8	2	9	24.0
4)	Jacksonville	48	46	27	58.7	33	68.8	0	5	24.0
5)	Cleveland	47	46	30	65.2	34	72.3	1	5	24.5
6)	Denver	36	36	23	63.9	29	80.6	0	3	24.7
7)	New England	47	47	28	59.6	34	72.3	0	6	24.8
8)	Baltimore	52	52	39	75.0	46	88.5	0	3	24.9
9)	Indianapolis	43	43	19	44.2	29	67.4	2	7	24.9
10)	Pittsburgh	36	35	14	40.0	21	58.3	3	6	25.0
11)	Las Vegas	48	46	33	71.7	35	72.9	1	3	25.2
12)	L.A. Chargers	44	42	34	81.0	35	79.5	0	2	25.3
13)	Kansas City	52	51	32	62.7	41	78.8	0	7	25.4
14)	Cincinnati	49	46	37	80.4	41	83.7	2	2	25.6
15)	N.Y. Jets	44	41	35	85.4	38	86.4	0	0	26.1
16)	Miami	56	54	42	77.8	49	87.5	0	2	27.2
	Totals	733	711	459	64.6	547	76.9	11	77	24.9

Note: Average team drive start DOES NOT include onside kicks or kickoffs at the end of a half unless either kickoff is returned for a touchdown. All other kickoffs (returned kickoffs, fair catches, touchback and kickoffs out of bounds) are included. Kickoffs resulting in the kicking team retaining possession are not included.

ADJ KO: Adjusted kickoffs are used to compute the Avg. Team Drive Start.

I20: The number of drives that start inside (not including) the 20 yd line.

WEEK 10 / THROUGH SUNDAY, NOVEMBER 13, 2022

NFC / KICKOFFS (Receiving Team)

Rank	Team	TotKO	AdjKO	TB	TB%	EZ	EZ%	OB	I20	Avg.Start
1)	Carolina	53	50	29	58.0	37	69.8	0	3	26.9
2)	Detroit	54	53	37	69.8	44	81.5	1	3	26.6
3)	Minnesota	44	42	25	59.5	35	79.5	0	4	25.2
4)	Seattle	49	47	29	61.7	34	69.4	1	5	25.1
5)	Tampa Bay	42	40	27	67.5	33	78.6	0	3	24.8
6)	Washington	45	45	24	53.3	31	68.9	0	7	24.8
7)	Dallas	42	42	30	71.4	36	85.7	0	6	24.8
8)	Chicago	51	51	30	58.8	39	76.5	0	5	24.7
9)	Atlanta	56	56	42	75.0	48	85.7	1	5	24.6
10)	Green Bay	51	49	31	63.3	34	66.7	0	5	24.4
11)	Arizona	55	52	34	65.4	40	72.7	0	8	24.3
12)	N.Y. Giants	45	43	31	72.1	37	82.2	0	5	24.2
13)	Philadelphia	29	27	13	48.1	14	48.3	1	6	24.1
14)	L.A. Rams	47	45	28	62.2	36	76.6	1	4	24.0
15)	New Orleans	57	57	37	64.9	48	84.2	0	6	24.0
16)	San Francisco	37	37	21	56.8	28	75.7	0	6	23.4
	Totals	757	736	468	63.6	574	78.0	5	81	24.8

NFC / KICKOFFS (Kicking Team)

Rank	Team	TotKO	AdjKO	TB	TB%	EZ	EZ%	OB	I20	Avg.Start
1)	Seattle	58	58	31	53.4	42	72.4	0	9	23.5
2)	Carolina	50	49	27	55.1	35	70.0	1	9	23.6
3)	Arizona	48	46	35	76.1	40	83.3	0	4	24.0
4)	Chicago	49	48	30	62.5	44	89.8	1	7	24.2
5)	Atlanta	48	48	35	72.9	38	79.2	0	5	24.4
6)	Dallas	47	46	40	87.0	41	87.2	0	2	24.9
7)	Minnesota	47	47	26	55.3	33	70.2	0	7	24.9
8)	Detroit	43	41	22	53.7	28	65.1	1	6	25.1
9)	Green Bay	39	39	12	30.8	21	53.8	0	5	25.2
10)	Philadelphia	44	44	32	72.7	38	86.4	0	4	25.2
11)	San Francisco	47	47	20	42.6	28	59.6	0	7	25.4
12)	New Orleans	49	44	30	68.2	34	69.4	0	1	25.7
13)	N.Y. Giants	47	46	31	67.4	35	74.5	0	4	25.7
14)	Tampa Bay	47	45	20	44.4	36	76.6	1	8	25.7
15)	L.A. Rams	37	37	28	75.7	31	83.8	1	1	25.8
16)	Washington	38	36	32	88.9	34	89.5	0	0	26.2
	Totals	738	721	451	62.6	558	77.4	5	79	24.9

Note: Average team drive start DOES NOT include onside kicks or kickoffs at the end of a half unless either kickoff is returned for a touchdown. All other kickoffs (returned kickoffs, fair catches, touchback and kickoffs out of bounds) are included. Kickoffs resulting in the kicking team retaining possession are not included.

ADJ KO: Adjusted kickoffs are used to compute the Avg. Team Drive Start.

I20: The number of drives that start inside (not including) the 20 yd line.

WEEK 10 / THROUGH SUNDAY, NOVEMBER 13, 2022

NFL / KICKOFFS (Receiving Team)

Rank	Team	TotKO	AdjKO	TB	TB%	EZ	EZ%	OB	I20	Avg.Start
1)	Baltimore	43	41	31	75.6	35	81.4	1	2	27.2
2)	Carolina	53	50	29	58.0	37	69.8	0	3	26.9
3)	Detroit	54	53	37	69.8	44	81.5	1	3	26.6
4)	Pittsburgh	46	43	33	76.7	37	80.4	0	4	26.1
5)	Buffalo	36	36	19	52.8	24	66.7	0	2	25.9
6)	N.Y. Jets	41	41	24	58.5	28	68.3	2	6	25.5
7)	Houston	46	46	34	73.9	36	78.3	2	2	25.5
8)	Minnesota	44	42	25	59.5	35	79.5	0	4	25.2
9)	New England	40	38	19	50.0	28	70.0	1	3	25.2
10)	Seattle	49	47	29	61.7	34	69.4	1	5	25.1
11)	Indianapolis	50	50	36	72.0	40	80.0	0	3	25.0
12)	Kansas City	48	45	20	44.4	27	56.3	1	8	25.0
13)	Jacksonville	46	46	27	58.7	39	84.8	0	6	24.9
14)	Tampa Bay	42	40	27	67.5	33	78.6	0	3	24.8
15)	Washington	45	45	24	53.3	31	68.9	0	7	24.8
16)	Dallas	42	42	30	71.4	36	85.7	0	6	24.8
17)	Chicago	51	51	30	58.8	39	76.5	0	5	24.7
18)	Miami	48	48	32	66.7	36	75.0	0	5	24.7
19)	L.A. Chargers	52	51	32	62.7	38	73.1	1	6	24.6
20)	Atlanta	56	56	42	75.0	48	85.7	1	5	24.6
21)	Green Bay	51	49	31	63.3	34	66.7	0	5	24.4
22)	Cleveland	52	49	28	57.1	39	75.0	3	8	24.4
23)	Arizona	55	52	34	65.4	40	72.7	0	8	24.3
24)	Las Vegas	42	42	27	64.3	32	76.2	0	5	24.2
25)	N.Y. Giants	45	43	31	72.1	37	82.2	0	5	24.2
26)	Philadelphia	29	27	13	48.1	14	48.3	1	6	24.1
27)	Tennessee	40	38	21	55.3	24	60.0	0	6	24.1
28)	L.A. Rams	47	45	28	62.2	36	76.6	1	4	24.0
29)	New Orleans	57	57	37	64.9	48	84.2	0	6	24.0
30)	Cincinnati	42	41	29	70.7	34	81.0	0	5	23.8
31)	Denver	42	41	30	73.2	34	81.0	0	4	23.8
32)	San Francisco	37	37	21	56.8	28	75.7	0	6	23.4
	Totals	1471	1432	910	63.51105	77.2	16	156	24.9	

Note: Average opponent drive start DOES NOT include inside kicks or kickoffs at the end of a half unless either kickoff is returned for a touchdown. All other kickoffs (returned kickoffs, fair catches, touchback and kickoffs out of bounds) are included. Kickoffs resulting in the kicking team retaining possession are not included.

ADJ KO: Adjusted kickoffs are used to compute the Avg. Team Drive Start.

I20: The number of drives that start inside (not including) the 20 yd line.

WEEK 10 / THROUGH SUNDAY, NOVEMBER 13, 2022

NFL / KICKOFFS (Kicking Team)

Rank	Team	TotKO	AdjKO	TB	TB%	EZ	EZ%	OB	I20	Avg.Start
1)	Houston	40	36	18	50.0	25	62.5	0	11	21.5
2)	Seattle	58	58	31	53.4	42	72.4	0	9	23.5
3)	Carolina	50	49	27	55.1	35	70.0	1	9	23.6
4)	Tennessee	39	39	24	61.5	28	71.8	0	6	23.7
5)	Buffalo	52	51	24	47.1	29	55.8	2	9	24.0
6)	Arizona	48	46	35	76.1	40	83.3	0	4	24.0
6t)	Jacksonville	48	46	27	58.7	33	68.8	0	5	24.0
8)	Chicago	49	48	30	62.5	44	89.8	1	7	24.2
9)	Atlanta	48	48	35	72.9	38	79.2	0	5	24.4
10)	Cleveland	47	46	30	65.2	34	72.3	1	5	24.5
11)	Denver	36	36	23	63.9	29	80.6	0	3	24.7
12)	New England	47	47	28	59.6	34	72.3	0	6	24.8
13)	Dallas	47	46	40	87.0	41	87.2	0	2	24.9
14)	Minnesota	47	47	26	55.3	33	70.2	0	7	24.9
15)	Baltimore	52	52	39	75.0	46	88.5	0	3	24.9
16)	Indianapolis	43	43	19	44.2	29	67.4	2	7	24.9
17)	Pittsburgh	36	35	14	40.0	21	58.3	3	6	25.0
18)	Detroit	43	41	22	53.7	28	65.1	1	6	25.1
19)	Las Vegas	48	46	33	71.7	35	72.9	1	3	25.2
20)	Green Bay	39	39	12	30.8	21	53.8	0	5	25.2
21)	Philadelphia	44	44	32	72.7	38	86.4	0	4	25.2
22)	L.A. Chargers	44	42	34	81.0	35	79.5	0	2	25.3
23)	Kansas City	52	51	32	62.7	41	78.8	0	7	25.4
24)	San Francisco	47	47	20	42.6	28	59.6	0	7	25.4
25)	Cincinnati	49	46	37	80.4	41	83.7	2	2	25.6
26)	New Orleans	49	44	30	68.2	34	69.4	0	1	25.7
27)	N.Y. Giants	47	46	31	67.4	35	74.5	0	4	25.7
28)	Tampa Bay	47	45	20	44.4	36	76.6	1	8	25.7
29)	L.A. Rams	37	37	28	75.7	31	83.8	1	1	25.8
30)	N.Y. Jets	44	41	35	85.4	38	86.4	0	0	26.1
31)	Washington	38	36	32	88.9	34	89.5	0	0	26.2
32)	Miami	56	54	42	77.8	49	87.5	0	2	27.2
	Totals	1471	1432	910	63.51105	77.2	16	156	24.9	

Note: Average team drive start DOES NOT include inside kicks or kickoffs at the end of a half unless either kickoff is returned for a touchdown. All other kickoffs (returned kickoffs, fair catches, touchback and kickoffs out of bounds) are included. Kickoffs resulting in the kicking team retaining possession are not included.

ADJ KO: Adjusted kickoffs are used to compute the Avg. Team Drive Start.

I20: The number of drives that start inside (not including) the 20 yd line.

WEEK 10 / THROUGH SUNDAY, NOVEMBER 13, 2022

AFC / SINGLE-GAME HIGHS / PLAYERS

Most Points-- 30, Mixon, Cin. vs. Car., 11/6, (5 td, 0 fg, 0 xp, 0 2pt)
Passing Yards-- 481, Burrow, Cin. vs. Atl., 10/23, (34-42, 481, 3 td, 0 int)
Longest Pass-- 98, Allen, Buff. vs. Pitt., 10/9, (to Davis, Gabe, td)
Passing Touchdowns-- 6, Tagovailoa, Miami at Balt., 9/18, (36-50, 469, 6 td, 2 int)
Rushing Yards-- 219, Henry, Tenn. at Hou., 10/30, (32-219, 2 td)
Rushing Attempts-- 32, Henry, Tenn. at Hou., 10/30, (32-219, 2 td)
Longest Rush-- 79, L. Jackson, Balt. vs. Miami, 9/18, td
Receptions-- 13, Pittman, Ind. vs. Jax , 10/16, (13-134, 0 td)
Receiving Yards-- 190, Hill, Miami at Balt., 9/18, (11-190, 2 td)
Kickoff Return Yards-- 157, D. Johnson, Buff. vs. Minn., 11/13 (OT), (7-157, 0 td)
Kickoff Return Yards-- 126, Pacheco, K.C. at S.F., 10/23, (5-126, 0 td)
Kickoff Returns-- 7, D. Johnson, Buff. vs. Minn., 11/13 (OT), (7-157, 0 td)
Kickoff Returns-- 5, (4 times in Non-Overtime Games)
Longest Kickoff Return-- 103, Duvernay, Balt. vs. Miami, 9/18, td
Punt Return Yards-- 66, Washington, Denv. at L.V., 10/2, (3-66, 0 fc, 0 td)
Punt Returns-- 5, Taylor, Cin. vs. Pitt., 9/11 (OT), (5-31, 1 fc, 0 td)
Punt Returns-- 5, Hines, Ind. at Hou., 9/11 (OT), (5-34, 2 fc, 0 td)
Punt Returns-- 5, Felton, Clev. at Car., 9/11, (5-29, 0 fc, 0 td)
Longest Punt Return-- 46, Philips, Tenn. vs. NY-G, 9/11
Longest Punt Return-- 46, Duvernay, Balt. vs. Clev., 10/23
Interceptions-- 2, Sterns, Denv. vs. Ind., 10/6 (OT), (2-25, 0 td)
Interceptions-- 2, (6 times in Non-Overtime Games)
Longest Interception Return-- 99, Ja. Watson, K.C. vs. LA-C, 9/15, td
Sacks-- 3.0, Highsmith, Pitt. at Cin., 9/11 (OT)
Sacks-- 3.0, (4 times in Non-Overtime Games)
Scrimmage Yards-- 228, Henry, Tenn. at Hou., 10/30, (Rush 32-219, Rec 1-9)
Longest Punt-- 76, Bojorquez, Clev. at Balt., 10/23
Punts-- 10, Waitman, Denv. vs. S.F., 9/25, (10-476, 47.6)
Field Goals Made-- 5, Folk, N.E. vs. Det., 10/9, (5-5, 44 lg)
Field Goals Made-- 5, Folk, N.E. at NY-J, 10/30, (5-5, 52 lg)
Longest Field Goal-- 62, Butker, K.C. vs. Buff., 10/16

NFC / SINGLE-GAME HIGHS / PLAYERS

Most Points-- 20, Foreman, Car. at Atl., 10/30 (OT), (3 td, 0 fg, 0 xp, 1 2pt)
Most Points-- 18, (4 times in Non-Overtime Games)
Passing Yards-- 385, Brady, T.B. vs. K.C., 10/2, (39-52, 385, 3 td, 0 int)
Longest Pass-- 81, Goff, Det. vs. Sea., 10/2, (to Hockenson, T.J.)
Passing Touchdowns-- 4, (5 times in Non-Overtime Games)
Rushing Yards-- 178, Fields, Chi. vs. Miami, 11/6, (15-178, 1 td)
Rushing Attempts-- 35, Barkley, NY-G vs. Hou., 11/13, (35-152, 1 td)
Longest Rush-- 81, Cook, Minn. at Buff., 11/13 (OT), td
Longest Rush-- 74, Walker, Sea. at LA-C, 10/23, td
Receptions-- 14, M. Brown, Ariz. vs. LA-R, 9/25, (14-140, 0 td)
Receptions-- 14, Kupp, LA-R at S.F., 10/3, (14-122, 0 td)
Receiving Yards-- 193, Jefferson, Minn. at Buff., 11/13 (OT), (10-193, 1 td)
Receiving Yards-- 184, Jefferson, Minn. vs. G.B., 9/11, (9-184, 2 td)
Kickoff Return Yards-- 200, Blackshear, Car. vs. S.F., 10/9, (7-200, 0 td)
Kickoff Returns-- 7, Blackshear, Car. vs. S.F., 10/9, (7-200, 0 td)
Longest Kickoff Return-- 66, Blackshear, Car. at Cin., 11/6
Punt Return Yards-- 82, Darden, T.B. vs. LA-R, 11/6, (8-82, 1 fc, 0 td)
Punt Returns-- 8, Darden, T.B. vs. LA-R, 11/6, (8-82, 1 fc, 0 td)
Longest Punt Return-- 56, A. Williams, Atl. at Cin., 10/23
Interceptions-- 2, Peterson, Minn. at Buff., 11/13 (OT), (2-46, 0 td)
Interceptions-- 2, R. Ford, G.B. vs. Dal., 11/13 (OT), (2-68, 0 td)
Interceptions-- 2, (4 times in Non-Overtime Games)
Longest Interception Return-- 68, Edwards, T.B. at N.O., 9/18, td
Sacks-- 3.0, (4 times in Non-Overtime Games)
Scrimmage Yards-- 194, Barkley, NY-G at Tenn., 9/11, (Rush 18-164, Rec 6-30)
Scrimmage Yards-- 194, Kamara, N.O. vs. Sea., 10/9, (Rush 23-103, Rec 6-91)
Longest Punt-- 83, Anger, Dal. vs. Chi., 10/30
Punts-- 10, Wright, Minn. at Miami, 10/16, (10-441, 44.1)
Field Goals Made-- 5, Joseph, Minn. at N.O., 10/2, (5-5, 47 lg)
Longest Field Goal-- 60, Lutz, N.O. vs. Minn., 10/2

WEEK 10 / THROUGH SUNDAY, NOVEMBER 13, 2022

NFL / SINGLE-GAME HIGHS / PLAYERS

Most Points-- 30, Mixon, Cin. vs. Car., 11/6, (5 td, 0 fg, 0 xp, 0 2pt)
Passing Yards-- 481, Burrow, Cin. vs. Atl., 10/23, (34-42, 481, 3 td, 0 int)
Longest Pass-- 98, Allen, Buff. vs. Pitt., 10/9, (to Davis, Gabe, td)
Passing Touchdowns-- 6, Tagovailoa, Miami at Balt., 9/18, (36-50, 469, 6 td, 2 int)
Rushing Yards-- 219, Henry, Tenn. at Hou., 10/30, (32-219, 2 td)
Rushing Attempts-- 35, Barkley, NY-G vs. Hou., 11/13, (35-152, 1 td)
Longest Rush-- 81, Cook, Minn. at Buff., 11/13 (OT), td
Longest Rush-- 79, L. Jackson, Balt. vs. Miami, 9/18, td
Receptions-- 14, M. Brown, Ariz. vs. LA-R, 9/25, (14-140, 0 td)
Receptions-- 14, Kupp, LA-R at S.F., 10/3, (14-122, 0 td)
Receiving Yards-- 193, Jefferson, Minn. at Buff., 11/13 (OT), (10-193, 1 td)
Receiving Yards-- 190, Hill, Miami at Balt., 9/18, (11-190, 2 td)
Kickoff Return Yards-- 200, Blackshear, Car. vs. S.F., 10/9, (7-200, 0 td)
Kickoff Returns-- 7, D. Johnson, Buff. vs. Minn., 11/13 (OT), (7-157, 0 td)
Kickoff Returns-- 7, Blackshear, Car. vs. S.F., 10/9, (7-200, 0 td)
Longest Kickoff Return-- 103, Duvernay, Balt. vs. Miami, 9/18, td
Punt Return Yards-- 82, Darden, T.B. vs. LA-R, 11/6, (8-82, 1 fc, 0 td)
Punt Returns-- 8, Darden, T.B. vs. LA-R, 11/6, (8-82, 1 fc, 0 td)
Longest Punt Return-- 56, A. Williams, Atl. at Cin., 10/23
Interceptions-- 2, (3 times in Overtime Games)
Interceptions-- 2, (10 times in Non-Overtime Games)
Longest Interception Return-- 99, Ja. Watson, K.C. vs. LA-C, 9/15, td
Sacks-- 3.0, Highsmith, Pitt. at Cin., 9/11 (OT)
Sacks-- 3.0, (8 times in Non-Overtime Games)
Scrimmage Yards-- 228, Henry, Tenn. at Hou., 10/30, (Rush 32-219, Rec 1-9)
Longest Punt-- 83, Anger, Dal. vs. Chi., 10/30
Punts-- 10, Waitman, Denv. vs. S.F., 9/25, (10-476, 47.6)
Punts-- 10, Wright, Minn. at Miami, 10/16, (10-441, 44.1)
Field Goals Made-- 5, (3 times in Non-Overtime Games)
Longest Field Goal-- 62, Butker, K.C. vs. Buff., 10/16

WEEK 10 / THROUGH SUNDAY, NOVEMBER 13, 2022

300-Yard Passing Games

481, Burrow, CIN vs. ATL 10/23 (34-42, 3 TD)
469, Tagovailoa, MIA at BAL 09/18 (36-50, 6 TD)
446, Mahomes, KC vs. TEN 11/06 (ot) (43-68, 1 TD)
424, Allen, BUF vs. PIT 10/09 (20-31, 4 TD)
423, Mahomes, KC at SF 10/23 (25-34, 3 TD)
400, Allen, BUF at MIA 09/25 (42-63, 2 TD)
389, Ryan, IND vs. JAX 10/16 (42-58, 3 TD)
385, Brady, TB vs. KC 10/02 (39-52, 3 TD)
382, Tagovailoa, MIA at DET 10/30 (29-36, 3 TD)
378, Goff, DET vs. SEA 10/02 (26-39, 4 TD)
361, Dalton, NO at ARI 10/20 (30-47, 4 TD)
360, Mahomes, KC at ARI 09/11 (30-39, 5 TD)
359, Wentz, WAS vs. TEN 10/09 (25-38, 2 TD)
357, Cousins, MIN at BUF 11/13 (ot) (30-50, 1 TD)
356, Ryan, IND vs. TEN 10/02 (27-37, 2 TD)
355, Z. Wilson, NYJ vs. NE 10/30 (20-41, 2 TD)
353, J. Winston, NO at CAR 09/25 (25-41, 1 TD)
352, Ryan, IND at HOU 09/11 (ot) (32-50, 1 TD)
351, Brady, TB vs. ATL 10/09 (35-52, 1 TD)
340, Hurts, PHI at WAS 09/25 (22-35, 3 TD)
340, Wilson, DEN at SEA 09/12 (29-42, 1 TD)
340, Herbert, LAC at HOU 10/02 (27-39, 2 TD)
338, Burrow, CIN vs. PIT 09/11 (ot) (33-53, 2 TD)
338, Mahomes, KC vs. BUF 10/16 (25-40, 2 TD)
337, Wentz, WAS at DET 09/18 (30-46, 3 TD)
334, Herbert, LAC at KC 09/15 (33-48, 3 TD)
333, Hurts, PHI vs. MIN 09/19 (26-31, 1 TD)
331, Mahomes, KC vs. JAX 11/13 (26-35, 4 TD)
330, Allen, BUF vs. MIN 11/13 (ot) (29-43, 1 TD)
329, Bridgewater, MIA vs. MIN 10/16 (23-34, 2 TD)
329, Allen, BUF at KC 10/16 (27-40, 3 TD)
327, Pickett, PIT at BUF 10/09 (34-52, 0 TD)
326, K. Murray, ARI at MIN 10/30 (31-44, 3 TD)
325, Brady, TB vs. BAL 10/27 (26-44, 1 TD)
325, G. Smith, SEA vs. ATL 09/25 (32-44, 2 TD)
321, Mac Jones, NE vs. BAL 09/25 (22-32, 0 TD)
321, Goff, DET vs. MIA 10/30 (27-37, 1 TD)
320, G. Smith, SEA at DET 10/02 (23-30, 2 TD)
319, Mills, HOU at NYG 11/13 (22-37, 1 TD)
318, L. Jackson, BAL vs. MIA 09/18 (21-29, 3 TD)
317, Allen, BUF vs. TEN 09/19 (26-38, 4 TD)
317, Walker, CAR at ATL 10/30 (ot) (19-36, 1 TD)
314, K. Murray, ARI vs. LAR 09/25 (37-58, 0 TD)
313, Wentz, WAS vs. JAX 09/11 (27-41, 4 TD)
310, Lawrence, JAX vs. NYG 10/23 (22-43, 0 TD)
309, Zappe, NE at CLE 10/16 (24-34, 2 TD)
309, Flacco, NYJ vs. BAL 09/11 (37-59, 1 TD)
308, Stafford, LAR vs. DAL 10/09 (28-42, 1 TD)
307, Flacco, NYJ at CLE 09/18 (26-44, 4 TD)
303, Garoppolo, SF vs. KC 10/23 (25-37, 2 TD)
303, Carr, LV at TEN 09/25 (26-44, 2 TD)
302, Mills, HOU at LV 10/23 (28-41, 2 TD)
302, Tagovailoa, MIA at CHI 11/06 (21-30, 3 TD)
300, Burrow, CIN at NO 10/16 (28-37, 3 TD)

WEEK 10 / THROUGH SUNDAY, NOVEMBER 13, 2022

100-Yard Receiving Games

193, Jefferson, MIN at BUF 11/13 (ot) (10 rec., 1 TD)
190, Hill, MIA at BAL 09/18 (11 rec., 2 TD)
188, Hill, MIA at DET 10/30 (12 rec., 0 TD)
184, Jefferson, MIN vs. GB 09/11 (9 rec., 2 TD)
179, Hockenson, DET vs. SEA 10/02 (8 rec., 2 TD)
177, Hill, MIA vs. MIN 10/16 (12 rec., 0 TD)
171, Davis, BUF vs. PIT 10/09 (3 rec., 2 TD)
171, Waddle, MIA at BAL 09/18 (11 rec., 2 TD)
169, D. Smith, PHI at WAS 09/25 (8 rec., 1 TD)
160, Hill, MIA at CIN 09/29 (10 rec., 0 TD)
159, Hopkins, ARI at MIN 10/30 (12 rec., 1 TD)
158, Hollins, LV at TEN 09/25 (8 rec., 1 TD)
156, Parker, NE vs. BAL 09/25 (5 rec., 0 TD)
156, Brown, PHI vs. PIT 10/30 (6 rec., 3 TD)
155, Brown, PHI at DET 09/11 (10 rec., 0 TD)
155, Boyd, CIN vs. ATL 10/23 (8 rec., 1 TD)
154, Jefferson, MIN vs. CHI 10/09 (12 rec., 0 TD)
152, Moore, CAR at ATL 10/30 (ot) (6 rec., 1 TD)
150, Lamb, DAL at GB 11/13 (ot) (11 rec., 2 TD)
149, Metcalf, SEA at DET 10/02 (7 rec., 0 TD)
148, Diggs, BUF vs. TEN 09/19 (12 rec., 3 TD)
148, Diggs, BUF at KC 10/16 (10 rec., 1 TD)
147, Olave, NO at CAR 09/25 (9 rec., 0 TD)
147, Jefferson, MIN at NO 10/02 (10 rec., 0 TD)
146, Adams, LV at JAX 11/06 (10 rec., 2 TD)
143, Hill, MIA at CHI 11/06 (7 rec., 1 TD)
141, Adams, LV at LAC 09/11 (10 rec., 1 TD)
140, M. Brown, ARI vs. LAR 09/25 (14 rec., 0 TD)
134, Williams, LAC at CLE 10/09 (10 rec., 0 TD)
134, Pittman, IND vs. JAX 10/16 (13 rec., 0 TD)
132, Chase, CIN at NO 10/16 (7 rec., 2 TD)
131, Cooper, CLE vs. CIN 10/31 (5 rec., 1 TD)
130, Chase, CIN vs. ATL 10/23 (8 rec., 2 TD)
129, Waddle, MIA vs. MIN 10/16 (6 rec., 0 TD)
129, Chase, CIN vs. PIT 09/11 (ot) (10 rec., 1 TD)
128, Diggs, BUF vs. MIN 11/13 (ot) (12 rec., 0 TD)
128, Kupp, LAR vs. BUF 09/08 (13 rec., 1 TD)
127, Kupp, LAR at TB 11/06 (8 rec., 1 TD)
126, Adams, LV vs. IND 11/13 (9 rec., 1 TD)
125, Kupp, LAR vs. DAL 10/09 (7 rec., 1 TD)
124, Higgins, CIN vs. MIA 09/29 (7 rec., 1 TD)
124, Adams, LV at KC 10/10 (3 rec., 2 TD)
124, Smith-Schuster, KC at SF 10/23 (7 rec., 1 TD)
123, Evans, TB vs. BAL 10/27 (6 rec., 0 TD)
122, Kupp, LAR at SF 10/03 (14 rec., 0 TD)
122, Sutton, DEN vs. HOU 09/18 (7 rec., 0 TD)
122, Diggs, BUF at LAR 09/08 (8 rec., 1 TD)
121, Pittman, IND at HOU 09/11 (ot) (9 rec., 1 TD)
121, Kelce, KC at ARI 09/11 (8 rec., 1 TD)
120, Williams, LAC at HOU 10/02 (7 rec., 0 TD)
119, St. Brown, DET at CHI 11/13 (10 rec., 0 TD)
119, Westbrook-Ikhine, TEN vs. DEN 11/13 (5 rec., 2 TD)
117, Kirk, JAX at WAS 09/11 (6 rec., 0 TD)
116, Lazard, GB vs. NE 10/02 (ot) (6 rec., 0 TD)
116, St. Brown, DET vs. WAS 09/18 (9 rec., 2 TD)
115, Jefferson, MIN at WAS 11/06 (7 rec., 1 TD)
115, G. Wilson, NYJ vs. NE 10/30 (6 rec., 0 TD)
115, Samuel, SF vs. LAR 10/03 (6 rec., 1 TD)
114, Landry, NO at ATL 09/11 (7 rec., 0 TD)
113, McLaurin, WAS at IND 10/30 (6 rec., 0 TD)
113, Williams, LAC at KC 09/15 (8 rec., 1 TD)
113, Smith-Schuster, KC vs. BUF 10/16 (5 rec., 1 TD)
111, Valdes-Scantling, KC at SF 10/23 (3 rec., 0 TD)
111, Meyers, NE vs. DET 10/09 (7 rec., 1 TD)
110, Agholor, NE at PIT 09/18 (6 rec., 1 TD)
108, Kupp, LAR vs. ATL 09/18 (11 rec., 2 TD)
108, Diggs, BUF vs. GB 10/30 (6 rec., 1 TD)
108, Kelce, KC vs. BUF 10/16 (8 rec., 0 TD)
108, Bateman, BAL vs. MIA 09/18 (4 rec., 1 TD)
107, Watson, GB vs. DAL 11/13 (ot) (4 rec., 3 TD)
107, Jefferson, MIN at MIA 10/16 (6 rec., 0 TD)
107, Lockett, SEA at SF 09/18 (9 rec., 0 TD)
106, Olave, NO at ARI 10/20 (7 rec., 0 TD)
106, Waddle, MIA at DET 10/30 (8 rec., 2 TD)
106, Palmer, LAC at ATL 11/06 (8 rec., 0 TD)
106, Kelce, KC vs. TEN 11/06 (ot) (10 rec., 0 TD)
106, Andrews, BAL at NYG 10/16 (7 rec., 1 TD)
105, Kirk, JAX at KC 11/13 (9 rec., 2 TD)
105, T. Smith, NO at CAR 09/25 (4 rec., 0 TD)

105, Brown, WAS vs. TEN 10/09 (2 rec., 2 TD)
105, Boyd, CIN at NYJ 09/25 (4 rec., 1 TD)
104, M. Jones, JAX vs. HOU 10/09 (7 rec., 0 TD)
104, Lockett, SEA at NO 10/09 (5 rec., 2 TD)
104, Andrews, BAL vs. MIA 09/18 (9 rec., 1 TD)
103, Hopkins, ARI vs. NO 10/20 (10 rec., 0 TD)
103, Evans, TB vs. KC 10/02 (8 rec., 2 TD)
102, McLaurin, WAS vs. PHI 09/25 (6 rec., 0 TD)
102, Pickens, PIT vs. NYJ 10/02 (6 rec., 0 TD)
102, Jeudy, DEN at SEA 09/12 (4 rec., 1 TD)
102, Diggs, BUF vs. PIT 10/09 (8 rec., 1 TD)
102, G. Wilson, NYJ at CLE 09/18 (8 rec., 2 TD)
102, Waddle, MIA vs. BUF 09/25 (4 rec., 0 TD)
102, R. Anderson, CAR vs. CLE 09/11 (5 rec., 1 TD)
101, Cooper, CLE vs. PIT 09/22 (7 rec., 1 TD)
101, Cooper, CLE vs. NYJ 09/18 (9 rec., 1 TD)
101, Adams, LV vs. DEN 10/02 (9 rec., 0 TD)
100, Goedert, PHI at HOU 11/03 (8 rec., 1 TD)
100, Bre. Hall, NYJ vs. MIA 10/09 (2 rec., 0 TD)

WEEK 10 / THROUGH SUNDAY, NOVEMBER 13, 2022

100-Yard Rushing Games

219, Henry, TEN at HOU 10/30 (32 att., 2 TD)
178, Fields, CHI vs. MIA 11/06 (15 att., 1 TD)
173, Ekeler, LAC at CLE 10/09 (16 att., 1 TD)
167, Walker, SEA at LAC 10/23 (23 att., 2 TD)
164, Barkley, NYG at TEN 09/11 (18 att., 1 TD)
161, Stevenson, NE vs. DET 10/09 (25 att., 0 TD)
161, Taylor, IND at HOU 09/11 (ot) (31 att., 1 TD)
157, Herbert, CHI vs. HOU 09/25 (20 att., 2 TD)
156, Etienne, JAX vs. DEN 10/30 (24 att., 1 TD)
154, Jacobs, LV at KC 10/10 (21 att., 1 TD)
153, Mixon, CIN vs. CAR 11/06 (22 att., 4 TD)
152, Barkley, NYG vs. HOU 11/13 (35 att., 1 TD)
151, Penny, SEA at DET 10/02 (17 att., 2 TD)
147, Fields, CHI vs. DET 11/13 (13 att., 2 TD)
147, Taylor, IND at LV 11/13 (22 att., 1 TD)
146, Barkley, NYG vs. CHI 10/02 (31 att., 0 TD)
144, Jacobs, LV vs. DEN 10/02 (28 att., 2 TD)
144, Swift, DET vs. PHI 09/11 (15 att., 1 TD)
143, Jacobs, LV vs. HOU 10/23 (20 att., 3 TD)
143, A. Jones, GB at BUF 10/30 (20 att., 0 TD)
141, Patterson, ATL at SEA 09/25 (17 att., 1 TD)
141, Chubb, CLE at CAR 09/11 (22 att., 0 TD)
139, Pierce, HOU vs. PHI 11/03 (27 att., 0 TD)
138, A. Jones, GB vs. DAL 11/13 (ot) (24 att., 1 TD)
134, Sanders, PHI vs. JAX 10/02 (27 att., 2 TD)
134, Chubb, CLE vs. LAC 10/09 (17 att., 2 TD)
132, A. Jones, GB vs. CHI 09/18 (15 att., 1 TD)
131, Pierce, HOU vs. LAC 10/02 (14 att., 1 TD)
131, Pollard, DAL vs. CHI 10/30 (14 att., 3 TD)
130, Foreman, CAR vs. ATL 11/10 (31 att., 1 TD)
128, Henry, TEN vs. IND 10/23 (30 att., 0 TD)
127, Fournette, TB at DAL 09/11 (21 att., 0 TD)
122, Montgomery, CHI at GB 09/18 (15 att., 0 TD)
120, Patterson, ATL vs. NO 09/11 (22 att., 1 TD)
120, Wilson, SF at CAR 10/09 (17 att., 1 TD)
119, Drake, BAL at NYG 10/16 (10 att., 1 TD)
119, J. Wilson, MIA vs. CLE 11/13 (17 att., 1 TD)
119, Cook, MIN at BUF 11/13 (ot) (14 att., 1 TD)
119, L. Jackson, BAL vs. MIA 09/18 (9 att., 1 TD)
118, Chubb, CLE at ATL 10/02 (19 att., 1 TD)
118, Foreman, CAR vs. TB 10/23 (15 att., 0 TD)
118, Foreman, CAR at ATL 10/30 (ot) (26 att., 3 TD)
116, Bre. Hall, NYJ at GB 10/16 (20 att., 1 TD)
115, Pollard, DAL at GB 11/13 (ot) (22 att., 1 TD)
115, Henry, TEN at KC 11/06 (ot) (17 att., 2 TD)
114, Etienne, JAX vs. NYG 10/23 (14 att., 1 TD)
114, Henry, TEN at IND 10/02 (22 att., 1 TD)
113, Mostert, MIA at NYJ 10/09 (18 att., 1 TD)
113, Chubb, CLE vs. PIT 09/22 (23 att., 1 TD)
112, Hill, NO vs. SEA 10/09 (9 att., 3 TD)
111, Cook, MIN vs. ARI 10/30 (20 att., 1 TD)
110, Barkley, NYG at JAX 10/23 (24 att., 0 TD)
110, A. Jones, GB vs. NE 10/02 (ot) (16 att., 0 TD)
109, Walker, SEA at ARI 11/06 (26 att., 2 TD)
109, Etienne, JAX vs. LV 11/06 (28 att., 2 TD)
108, Jama. Williams, DET vs. SEA 10/02 (19 att., 2 TD)
108, McCaffrey, CAR vs. NO 09/25 (25 att., 0 TD)
107, Jones, NYG at JAX 10/23 (11 att., 1 TD)
107, L. Jackson, BAL at NE 09/25 (11 att., 1 TD)
105, Pollard, DAL at NYG 09/26 (13 att., 0 TD)
105, R. White, TB vs. SEA 11/13 (22 att., 0 TD)
103, Kamara, NO vs. SEA 10/09 (23 att., 0 TD)
102, McCaffrey, CAR at NYG 09/18 (15 att., 0 TD)
102, Henry, TEN at WAS 10/09 (28 att., 2 TD)
101, Chubb, CLE vs. CIN 10/31 (23 att., 2 TD)
100, J. Robinson, JAX at LAC 09/25 (17 att., 1 TD)
100, K. Murray, ARI at SEA 10/16 (10 att., 0 TD)

WEEK 10 / THROUGH SUNDAY, NOVEMBER 13, 2022

AFC / LEADING PASSERS

Player, Team	Att	Comp	Pct Comp	Yds	Avg Gain	TD	Pct TD	Long	Int	Pct Int	Rating Points
Tagovailoa, Mia.	248	176	71.0	2265	9.13	18	7.3	60t	3	1.2	118.4
Mahomes, K.C.	366	245	66.9	2936	8.02	25	6.8	57	7	1.9	106.1
Burrow, Cin.	333	233	70.0	2535	7.61	18	5.4	60t	6	1.8	102.6
Allen, Buf.	341	220	64.5	2733	8.01	20	5.9	98t	10	2.9	96.6
L. Jackson, Bal.	257	160	62.3	1768	6.88	16	6.2	75t	6	2.3	93.7
Tannehill, Ten.	182	114	62.6	1352	7.43	8	4.4	63t	3	1.6	93.0
Carr, L.V.	311	194	62.4	2128	6.84	13	4.2	60	5	1.6	89.8
Lawrence, Jac.	348	227	65.2	2334	6.71	13	3.7	49	6	1.7	89.7
Herbert, LA-C	386	254	65.8	2450	6.35	14	3.6	54	6	1.6	89.0
Brissett, Cle.	290	185	63.8	2074	7.15	8	2.8	55	5	1.7	87.1
Ryan, Ind.	325	224	68.9	2230	6.86	10	3.1	44	9	2.8	86.8
Mills, Hou.	295	184	62.4	1975	6.69	11	3.7	58	9	3.1	81.7
Wilson, Den.	270	155	57.4	1980	7.33	7	2.6	67t	5	1.9	81.4
Trubisky, Pit.	128	78	60.9	797	6.23	3	2.3	45	2	1.6	80.1
Flacco, NY-J	155	91	58.7	901	5.81	5	3.2	66t	3	1.9	77.9
Mac Jones, N.E.	168	111	66.1	1140	6.79	4	2.4	44t	7	4.2	76.0
Z. Wilson, NY-J	167	96	57.5	1202	7.20	4	2.4	79	5	3.0	75.5
*Pickett, Pit.	195	130	66.7	1161	5.95	2	1.0	36	8	4.1	68.8

AFC / LEADING PASSERS, RANKS

Player, Team	Att	Comp	Pct Comp	Yds	Avg Gain	TD	Pct TD	Long	Int	Pct Int	Rating Points
Tagovailoa, Mia.	12	10	1	6	1	3t	1		2t	1	1
Mahomes, K.C.	2	2	4	1	2	1	2		13t	10	2
Burrow, Cin.	5	3	2	3	4	3t	5		9t	8	3
Allen, Buf.	4	6	9	2	3	2	4		18	14	4
L. Jackson, Bal.	11	11	14	12	9	5	3		9t	12	5
Tannehill, Ten.	14	14	11	13	5	11t	6		2t	5	6
Carr, L.V.	7	7	12	8	11	7t	7		5t	4	7
Lawrence, Jac.	3	4	8	5	13	7t	8		9t	6t	8
Herbert, LA-C	1	1	7	4	15	6	10		9t	2	9
Brissett, Cle.	9	8	10	9	8	11t	13		5t	6t	10
Ryan, Ind.	6	5	3	7	10	10	12		16t	13	11
Mills, Hou.	8	9	13	11	14	9	9		16t	16	12
Wilson, Den.	10	12	18	10	6	13	14		5t	9	13
Trubisky, Pit.	18	18	15	18	16	18t	17		1	3	14
Flacco, NY-J	17	17	16	17	18	14t	11		2t	11	15
Mac Jones, N.E.	15	15	6	16	12	16t	16		13t	18	16
Z. Wilson, NY-J	16	16	17	14	7	16t	15		5t	15	17
*Pickett, Pit.	13	13	5	15	17	20	18		15	17	18

AFC / FOURTH-QUARTER PASSING LEADERS

Rank	Player, Team	Att	Comp	Comp%	Yards	YPA	TD	TD%	Int	Int%	Rating
1)	Tagovailoa, Mia.	48	31	64.6	455	9.48	4	8.3	0	0.0	123.2
2)	Burrow, Cin.	82	55	67.1	613	7.48	6	7.3	1	1.2	108.4
3)	Z. Wilson, NY-J	40	27	67.5	380	9.50	2	5.0	1	2.5	104.2
4)	Trubisky, Pit.	29	17	58.6	201	6.93	2	6.9	0	0.0	102.8
5)	Bridgewater, Mia.	27	20	74.1	277	10.26	2	7.4	2	7.4	100.4
6)	Ryan, Ind.	94	63	67.0	697	7.41	5	5.3	2	2.1	97.7
7)	Tannehill, Ten.	32	22	68.8	226	7.06	0	0.0	0	0.0	88.8
8)	Flacco, NY-J	61	38	62.3	367	6.02	3	4.9	1	1.6	88.6
9)	Lawrence, Jac.	93	55	59.1	534	5.74	4	4.3	3	3.2	76.2
10)	Carr, L.V.	96	50	52.1	659	6.86	4	4.2	3	3.1	75.0
11)	Herbert, LA-C	117	75	64.1	564	4.82	3	2.6	3	2.6	73.5
12)	Allen, Buf.	72	40	55.6	572	7.94	2	2.8	3	4.2	73.4
13)	Mahomes, K.C.	71	42	59.2	592	8.34	2	2.8	4	5.6	72.0
14)	Brissett, Cle.	79	48	60.8	563	7.13	1	1.3	3	3.8	70.8
15)	Wilson, Den.	73	40	54.8	490	6.71	1	1.4	3	4.1	63.2
16)	Mills, Hou.	95	53	55.8	645	6.79	2	2.1	5	5.3	62.0
17)	Mac Jones, N.E.	40	25	62.5	249	6.23	0	0.0	2	5.0	59.3
18)	L. Jackson, Bal.	53	33	62.3	371	7.00	1	1.9	4	7.5	58.0
19)	*Zappe, N.E.	23	15	65.2	161	7.00	0	0.0	2	8.7	49.4
20)	*Pickett, Pit.	59	36	61.0	355	6.02	0	0.0	5	8.5	42.7

AFC / THIRD-DOWN PASSING LEADERS

Rank	Player, Team	Att	Comp	Comp%	Yards	YPA	TD	TD%	Int	Int%	Rating
1)	Tagovailoa, Mia.	64	49	76.6	681	10.64	9	14.1	0	0.0	149.8
2)	Burrow, Cin.	79	59	74.7	652	8.25	8	10.1	0	0.0	132.5
3)	Mahomes, K.C.	82	54	65.9	952	11.61	7	8.5	3	3.7	118.5
4)	Allen, Buf.	67	39	58.2	665	9.93	5	7.5	3	4.5	98.2
5)	Carr, L.V.	83	50	60.2	616	7.42	4	4.8	2	2.4	89.2
6)	Lawrence, Jac.	80	46	57.5	514	6.43	4	5.0	1	1.3	88.2
7)	Wilson, Den.	78	44	56.4	687	8.81	3	3.8	2	2.6	87.9
8)	Ryan, Ind.	79	57	72.2	507	6.42	3	3.8	3	3.8	85.8
9)	Herbert, LA-C	101	63	62.4	678	6.71	3	3.0	2	2.0	83.7
10)	Brissett, Cle.	80	49	61.3	639	7.99	1	1.3	2	2.5	80.2
11)	Tannehill, Ten.	57	31	54.4	336	5.89	2	3.5	1	1.8	76.4
12)	L. Jackson, Bal.	66	33	50.0	356	5.39	5	7.6	3	4.5	72.5
13)	*Pickett, Pit.	48	29	60.4	278	5.79	0	0.0	2	4.2	59.2
14)	Z. Wilson, NY-J	49	24	49.0	289	5.90	3	6.1	4	8.2	53.9
15)	Mills, Hou.	79	41	51.9	475	6.01	2	2.5	5	6.3	52.5

WEEK 10 / THROUGH SUNDAY, NOVEMBER 13, 2022**AFC / LEADING RUSHERS**

Rank	Player, Team	Att	Yards	Avg	Long	TD
1)	Henry, Ten.	202	923	4.6	56	9
2)	Chubb, Cle.	160	904	5.7	41t	11
3)	Jacobs, L.V.	159	821	5.2	43	7
4)	*Pierce, Hou.	165	772	4.7	75t	3
5)	Etienne, Jac.	131	725	5.5	49	4
6)	J. Wilson, S.F.-Mia.	118	638	5.4	41	3
7)	L. Jackson, Bal. (QB)	86	635	7.4	79t	2
8)	Stevenson, N.E.	129	618	4.8	49	4
9)	Taylor, Ind.	129	609	4.7	66t	2
10)	Mixon, Cin.	151	585	3.9	31	6
11)	Mostert, Mia.	118	543	4.6	25	3
12)	Allen, Buf. (QB)	68	476	7.0	36t	4
13)	*Bre. Hall, NY-J	80	463	5.8	62t	4
14)	Harris, Pit.	128	460	3.6	36	1
15)	Ekeler, LA-C	104	451	4.3	71	6
16)	Robinson, Jac.-NY-J	99	405	4.1	50t	3
17)	Singletary, Buf.	92	394	4.3	30	2
18)	Drake, Bal.	73	344	4.7	40	3
19)	Michael Carter, NY-J	85	330	3.9	25	3
20)	Hunt, Cle.	83	314	3.8	24t	3
21)	D. Harris, N.E.	71	302	4.3	16	3
22)	Edwards-Helaire, K.C.	69	293	4.2	52	3
23)	Gordon, Den.	82	287	3.5	17	2
24)	*Pacheco, K.C.	60	279	4.7	22	1
25)	Murray, N.O.-Den.	57	217	3.8	14	3
26)	Mahomes, K.C. (QB)	34	215	6.3	20	1
27)	J. Williams, Den.	47	204	4.3	17	0
28t)	Hill, Bal.	32	190	5.9	34	0
28t)	*Warren, Pit.	38	190	5.0	21	0
30)	Brissett, Cle. (QB)	38	182	4.8	21	2
31)	Lawrence, Jac. (QB)	37	178	4.8	24	3

AFC / THIRD-AND-ONE RUSHING LEADERS

Rank	Player, Team	Att	FD	Pct
1t)	Brissett, Cle.	7	7	100.0
1t)	Allen, Buf.	6	6	100.0
1t)	Michel, LA-C	4	4	100.0
1t)	Burrow, Cin.	3	3	100.0
1t)	Jacobs, L.V.	3	3	100.0
1t)	*Pickett, Pit.	3	3	100.0
1t)	D. Watt, Pit.	3	3	100.0
8)	Mixon, Cin.	6	5	83.3
9t)	L. Jackson, Bal.	5	4	80.0
9t)	Lawrence, Jac.	5	4	80.0
11t)	Ricard, Bal.	4	3	75.0
11t)	Stevenson, N.E.	4	3	75.0
13)	Henry, Ten.	6	4	66.7
14)	Etienne, Jac.	8	5	62.5
15)	Taylor, Ind.	7	4	57.1
16)	*Pierce, Hou.	9	5	55.6
17)	Ekeler, LA-C	6	3	50.0

WEEK 10 / THROUGH SUNDAY, NOVEMBER 13, 2022**AFC / LEADERS IN RECEPTIONS**

Rank	Player, Team	Rec	Yards	Avg	Long	TD
1)	Hill, Mia.	81	1148	14.2	64	4
2)	Diggs, Buf.	72	985	13.7	53t	7
3)	Ekeler, LA-C (RB)	67	420	6.3	23	4
4)	Kelce, K.C. (TE)	63	740	11.7	46	8
5)	Pittman, Ind.	61	603	9.9	28	1
6)	Adams, L.V.	57	784	13.8	58t	8
7)	Kirk, Jac.	52	679	13.1	49	7
8)	Waddle, Mia.	51	878	17.2	59	6
9t)	Chase, Cin.	47	605	12.9	60t	6
9t)	D. Johnson, Pit.	47	435	9.3	36	0
9t)	Z. Jones, Jac.	47	417	8.9	22	1
12)	Smith-Schuster, K.C.	46	615	13.4	53	2
13t)	Cooper, Cle.	42	585	13.9	55	5
13t)	*G. Wilson, NY-J	42	521	12.4	54	2
13t)	Andrews, Bal. (TE)	42	488	11.6	25	5
16t)	Higgins, Cin.	41	564	13.8	59t	3
16t)	Sutton, Den.	41	533	13.0	51	1
18)	Meyers, N.E.	40	457	11.4	30t	3
19)	Campbell, Ind.	39	373	9.6	38	3
20t)	Hurst, Cin. (TE)	38	303	8.0	21	2
20t)	Mixon, Cin. (RB)	38	272	7.2	35	2
22t)	Boyd, Cin.	37	537	14.5	60t	4
22t)	Williams, LA-C	37	495	13.4	50	3
22t)	Palmer, LA-C	37	390	10.5	45	1
25t)	Freiermuth, Pit. (TE)	36	403	11.2	31	1
25t)	Cooks, Hou.	36	391	10.9	44	1
25t)	Engram, Jac. (TE)	36	352	9.8	28	1
28t)	Peoples-Jones, Cle.	35	516	14.7	42	0
28t)	Stevenson, N.E. (RB)	35	227	6.5	22	1
30t)	Njoku, Cle. (TE)	34	418	12.3	38	1
30t)	Everett, LA-C (TE)	34	364	10.7	26	2

AFC / RECEIVING YARDAGE LEADERS

Rank	Player, Team	Yards	Rec	Avg	Long	TD
1)	Hill, Mia.	1148	81	14.2	64	4
2)	Diggs, Buf.	985	72	13.7	53t	7
3)	Waddle, Mia.	878	51	17.2	59	6
4)	Adams, L.V.	784	57	13.8	58t	8
5)	Kelce, K.C. (TE)	740	63	11.7	46	8
6)	Kirk, Jac.	679	52	13.1	49	7
7)	Smith-Schuster, K.C.	615	46	13.4	53	2
8)	Chase, Cin.	605	47	12.9	60t	6
9)	Pittman, Ind.	603	61	9.9	28	1
10)	Cooper, Cle.	585	42	13.9	55	5
11)	Higgins, Cin.	564	41	13.8	59t	3
12)	Davis, Buf.	544	24	22.7	98t	5
13)	Boyd, Cin.	537	37	14.5	60t	4
14)	Sutton, Den.	533	41	13.0	51	1
15)	*G. Wilson, NY-J	521	42	12.4	54	2
16)	Peoples-Jones, Cle.	516	35	14.7	42	0
17)	Williams, LA-C	495	37	13.4	50	3
18)	Andrews, Bal. (TE)	488	42	11.6	25	5
19)	Meyers, N.E.	457	40	11.4	30t	3
20)	Jeudy, Den.	449	30	15.0	67t	3
21)	Valdes-Scantling, K.C.	441	26	17.0	57	1
22)	D. Johnson, Pit.	435	47	9.3	36	0
23)	Ekeler, LA-C (RB)	420	67	6.3	23	4
24)	Njoku, Cle. (TE)	418	34	12.3	38	1
25)	Z. Jones, Jac.	417	47	8.9	22	1
26)	Hollins, L.V.	416	30	13.9	60	2
27)	Freiermuth, Pit. (TE)	403	36	11.2	31	1
28)	*Pierce, Ind.	396	25	15.8	47	1
29)	Cooks, Hou.	391	36	10.9	44	1
30)	Palmer, LA-C	390	37	10.5	45	1

WEEK 10 / THROUGH SUNDAY, NOVEMBER 13, 2022**AFC / THIRD-DOWN RECEIVING LEADERS**

Rank	Player, Team	Rec	Yards	Avg	Long	TD
1)	Hill, Mia.	18	299	16.6	60t	3
2)	Waddle, Mia.	17	249	14.6	45	1
3)	Pittman, Ind.	16	131	8.2	15	0
4t)	Kelce, K.C. (TE)	15	197	13.1	29	2
4t)	Chase, Cin.	15	147	9.8	23	1
6t)	Sutton, Den.	14	205	14.6	35	1
6t)	Hurst, Cin. (TE)	14	113	8.1	20	1
8t)	Adams, L.V.	13	246	18.9	48t	2
8t)	Cooper, Cle.	13	213	16.4	53	1
8t)	*G. Wilson, NY-J	13	198	15.2	54	2
8t)	Conklin, NY-J (TE)	13	131	10.1	18	3
8t)	Ekeler, LA-C (RB)	13	62	4.8	14	0
13t)	Meyers, N.E.	12	169	14.1	27	0
13t)	Everett, LA-C (TE)	12	153	12.8	25	1
15t)	Smith-Schuster, K.C.	11	247	22.5	53	2
15t)	Jeudy, Den.	11	239	21.7	67t	1
15t)	Peoples-Jones, Cle.	11	185	16.8	42	0
15t)	Njoku, Cle. (TE)	11	117	10.6	33	0
15t)	Carter, LA-C	11	107	9.7	23	0
15t)	Burkhead, Hou. (RB)	11	71	6.5	13	0
21t)	Boyd, Cin.	10	138	13.8	56t	2
21t)	Z. Jones, Jac.	10	118	11.8	20	0
21t)	Ingram, Jac. (TE)	10	82	8.2	22t	1
24t)	Diggs, Buf.	9	159	17.7	53t	1
24t)	Kirk, Jac.	9	132	14.7	45	2
24t)	Hollins, L.V.	9	130	14.4	23	0
24t)	Andrews, Bal. (TE)	9	96	10.7	20	2
24t)	Freiermuth, Pit. (TE)	9	94	10.4	26	1
24t)	Hooper, Ten. (TE)	9	93	10.3	19	0
24t)	M. Jones, Jac.	9	93	10.3	20	1
24t)	Abdullah, L.V. (RB)	9	85	9.4	23	0
24t)	Perine, Cin. (RB)	9	74	8.2	15	1
33t)	*Pickens, Pit.	8	126	15.8	29	0
33t)	Hardman, K.C.	8	117	14.6	36	2
33t)	*Pierce, Ind.	8	113	14.1	32t	1
33t)	Williams, LA-C	8	98	12.3	21	1
33t)	McKinnon, K.C. (RB)	8	92	11.5	34	0
33t)	Campbell, Ind.	8	82	10.3	18	1
33t)	Stevenson, N.E. (RB)	8	68	8.5	22	0
33t)	D. Johnson, Pit.	8	56	7.0	17	0

WEEK 10 / THROUGH SUNDAY, NOVEMBER 13, 2022**AFC / LEADING SCORERS, NONKICKERS**

Rank	Player, Team	TD	Rush	Rec	Ret	X2	Pts
1)	Chubb, Cle. (RB)	11	11	0	0	1	68
2)	Ekeler, LA-C (RB)	10	6	4	0	0	60
3)	Henry, Ten. (RB)	9	9	0	0	0	54
4)	Kelce, K.C. (TE)	8	0	8	0	1	50
5t)	Adams, L.V. (WR)	8	0	8	0	0	48
5t)	Mixon, Cin. (RB)	8	6	2	0	0	48
7t)	Diggs, Buf. (WR)	7	0	7	0	0	42
7t)	Jacobs, L.V. (RB)	7	7	0	0	0	42
7t)	Kirk, Jac. (WR)	7	0	7	0	0	42
10t)	Chase, Cin. (WR)	6	0	6	0	0	36
10t)	Edwards-Helaire, K.C. (RB)	6	3	3	0	0	36
10t)	Hardman, K.C. (WR)	6	2	4	0	0	36
10t)	Waddle, Mia. (WR)	6	0	6	0	0	36
14t)	Andrews, Bal. (TE)	5	0	5	0	0	30
14t)	Cooper, Cle. (WR)	5	0	5	0	0	30
14t)	Davis, Buf. (WR)	5	0	5	0	0	30
14t)	Duvernay, Bal. (WR)	5	1	3	1	0	30
14t)	*Bre. Hall, NY-J (RB)	5	4	1	0	0	30
14t)	Robinson, Jac.-NY-J (RB)	5	3	2	0	0	30
14t)	Stevenson, N.E. (RB)	5	4	1	0	0	30
21t)	Boyd, Cin. (WR)	4	0	4	0	1	26
21t)	Etienne, Jac. (RB)	4	4	0	0	1	26
23t)	Allen, Buf. (QB)	4	4	0	0	0	24
23t)	Burrow, Cin. (QB)	4	4	0	0	0	24
23t)	Drake, Bal. (RB)	4	3	1	0	0	24
23t)	Gesicki, Mia. (TE)	4	0	4	0	0	24
23t)	Hill, Mia. (WR)	4	0	4	0	0	24
23t)	Hunt, Cle. (RB)	4	3	1	0	0	24
23t)	McKenzie, Buf. (WR)	4	1	3	0	0	24
23t)	Mostert, Mia. (RB)	4	3	1	0	0	24
23t)	*Pierce, Hou. (RB)	4	3	1	0	0	24
23t)	J. Wilson, S.F.-Mia. (RB)	4	3	1	0	0	24

AFC / LEADING SCORERS, KICKERS

Rank	Player, Team	PAT	FG	Pct	Long	Pts
1)	Tucker, Bal.	25/26	18/20	.900	58	79
2)	Folk, N.E.	20/20	19/21	.905	52	77
3)	Bass, Buf.	29/29	15/18	.833	51	74
4)	Carlson, L.V.	17/18	18/18	1.000	55	71
5)	Zuerlein, NY-J	20/21	16/19	.842	57	68
6)	J. Sanders, Mia.	27/30	13/17	.765	49	66
7t)	Fairbairn, Hou.	14/14	17/19	.895	55	65
7t)	*York, Cle.	20/22	15/19	.789	58	65
9)	Patterson, Jac.	20/21	14/18	.778	52	62
10t)	McLaughlin, Ind.	9/ 9	16/19	.842	52	57
10t)	McManus, Den.	9/11	16/20	.800	55	57
12)	McPherson, Cin.	23/25	11/15	.733	59	56
13)	Bullock, Ten.	19/19	11/13	.846	48	52
14)	Boswell, Pit.	9/ 9	12/16	.750	59	45
15)	Hopkins, LA-C	12/12	9/10	.900	43	39
16)	Butker, K.C.	15/17	5/ 8	.625	62	30
17)	*Dicker, Phi.-LA-C	5/ 5	7/ 7	1.000	47	26
18)	Wright, K.C.-Pit.	10/10	5/ 8	.625	59	25
19)	Bertolet, Car.-LA-C	6/ 6	3/ 3	1.000	28	15
20)	*Sciba, Pit.	1/ 1	2/ 2	1.000	38	7
21)	Reid, K.C.	1/ 2	0/ 0	---	--	1

AFC / TOUCHBACKS ON KICKOFFS

Rank	Player, Team	TB
1)	J. Sanders, Mia.	42
2)	Tucker, Bal.	39
3)	McPherson, Cin.	37
4)	Carlson, L.V.	33
5)	*York, Cle.	30
6)	Bailey, N.E.	28
7)	Patterson, Jac.	27
8)	Zuerlein, NY-J	25
9)	Bass, Buf.	24
10)	McManus, Den.	23
11)	Bullock, Ten.	22
12)	Fairbairn, Hou.	18
13)	Hopkins, LA-C	17
14)	McLaughlin, Ind.	15
15)	Boswell, Pit.	13
16t)	Butker, K.C.	11
16t)	*Dicker, Phi.-LA-C	11
16t)	Wright, K.C.-Pit.	11
19)	Mann, NY-J	10
20t)	Bertolet, Car.-LA-C	5
20t)	Reid, K.C.	5

WEEK 10 / THROUGH SUNDAY, NOVEMBER 13, 2022

AFC / MOST YARDS FROM SCRIMMAGE

Rank	Player, Team	Total			Rushing			Receiving		
		Yards	Att+Rec	Avg	Yards	Att	Avg	Yards	Rec	Avg
1)	Hill, Mia. (WR)	1173	86	13.6	25	5	5.0	1148	81	14.2
2)	Henry, Ten. (RB)	1077	218	4.9	923	202	4.6	154	16	9.6
3)	Jacobs, L.V. (RB)	1021	190	5.4	821	159	5.2	200	31	6.5
4)	Chubb, Cle. (RB)	992	173	5.7	904	160	5.7	88	13	6.8
5)	Diggs, Buf. (WR)	985	72	13.7	0	0	---	985	72	13.7
6)	Etienne, Jac. (RB)	927	153	6.1	725	131	5.5	202	22	9.2
7)	*Pierce, Hou. (RB)	898	187	4.8	772	165	4.7	126	22	5.7
8)	Waddle, Mia. (WR)	895	53	16.9	17	2	8.5	878	51	17.2
9)	Ekeler, LA-C (RB)	871	171	5.1	451	104	4.3	420	67	6.3
10)	Mixon, Cin. (RB)	857	189	4.5	585	151	3.9	272	38	7.2
11)	Stevenson, N.E. (RB)	845	164	5.2	618	129	4.8	227	35	6.5
12)	Adams, L.V. (WR)	783	60	13.1	-1	3	-0.3	784	57	13.8
13)	J. Wilson, S.F.-Mia. (RB)	774	133	5.8	638	118	5.4	136	15	9.1
14)	Kelce, K.C. (TE)	745	65	11.5	5	2	2.5	740	63	11.7
15)	Taylor, Ind. (RB)	696	147	4.7	609	129	4.7	87	18	4.8
16)	Kirk, Jac. (WR)	691	55	12.6	12	3	4.0	679	52	13.1
17)	*Bre. Hall, NY-J (RB)	681	99	6.9	463	80	5.8	218	19	11.5
18)	Mostert, Mia. (RB)	662	135	4.9	543	118	4.6	119	17	7.0
19)	L. Jackson, Bal. (QB)	635	86	7.4	635	86	7.4	0	0	---
20)	Smith-Schuster, K.C. (WR)	615	46	13.4	0	0	---	615	46	13.4
21)	Chase, Cin. (WR)	607	51	11.9	2	4	0.5	605	47	12.9
22)	Pittman, Ind. (WR)	603	61	9.9	0	0	---	603	61	9.9
23)	Singletary, Buf. (RB)	601	120	5.0	394	92	4.3	207	28	7.4
24)	Cooper, Cle. (WR)	585	42	13.9	0	0	---	585	42	13.9
25)	Harris, Pit. (RB)	572	152	3.8	460	128	3.6	112	24	4.7
26)	Higgins, Cin. (WR)	564	41	13.8	0	0	---	564	41	13.8
27)	Davis, Buf. (WR)	544	24	22.7	0	0	---	544	24	22.7
28)	Sutton, Den. (WR)	538	42	12.8	5	1	5.0	533	41	13.0
29)	Boyd, Cin. (WR)	537	37	14.5	0	0	---	537	37	14.5
30t)	Michael Carter, NY-J (RB)	526	110	4.8	330	85	3.9	196	25	7.8
30t)	*G. Wilson, NY-J (WR)	526	44	12.0	5	2	2.5	521	42	12.4

AFC / LEADERS IN FIRST DOWNS

Rank	Player, Team	Rush	Rec	Tot
1)	Jacobs, L.V. (RB)	50	10	60
2)	Hill, Mia. (WR)	2	52	54
3)	*Pierce, Hou. (RB)	46	6	52
4)	Kelce, K.C. (TE)	1	48	49
5t)	Etienne, Jac. (RB)	36	10	46
5t)	Mixon, Cin. (RB)	35	11	46
7t)	Chubb, Cle. (RB)	41	4	45
7t)	Diggs, Buf. (WR)	0	45	45
7t)	Henry, Ten. (RB)	41	4	45
10)	Ekeler, LA-C (RB)	20	24	44
11)	Waddle, Mia. (WR)	0	42	42
12)	Stevenson, N.E. (RB)	32	9	41
13)	L. Jackson, Bal. (QB)	37	0	37
14)	Kirk, Jac. (WR)	0	36	36
15t)	Allen, Buf. (QB)	35	0	35
15t)	J. Wilson, S.F.-Mia. (RB)	30	5	35
17t)	Adams, L.V. (WR)	0	34	34
17t)	Chase, Cin. (WR)	0	34	34
19)	Mostert, Mia. (RB)	28	5	33
20t)	Cooper, Cle. (WR)	0	32	32
20t)	Pittman, Ind. (WR)	0	32	32
20t)	Taylor, Ind. (RB)	29	3	32
23)	Andrews, Bal. (TE)	2	29	31
24)	Singletary, Buf. (RB)	17	13	30
25)	Smith-Schuster, K.C. (WR)	0	29	29
26)	*Bre. Hall, NY-J (RB)	20	8	28
27)	Hunt, Cle. (RB)	20	7	27
28t)	Harris, Pit. (RB)	18	8	26
28t)	Z. Jones, Jac. (WR)	1	25	26
28t)	Robinson, Jac.-NY-J (RB)	21	5	26

WEEK 10 / THROUGH SUNDAY, NOVEMBER 13, 2022**AFC / LEADING PUNTERS**

Rank	Player, Team	No	Yards	Lg	Avg	TB	Blk	Dwn	OB	Opp Ret	In Yds	Net 20	Avg
1)	*Stonehouse, Ten.	51	2711	74	53.2	5	0	6	1	31	303	20	45.3
2)	A. Cole, L.V.	30	1542	67	51.4	0	0	6	2	15	174	15	45.6
3)	Townsend, K.C.	27	1379	74	51.1	3	0	5	0	10	65	11	46.4
4)	Cooke, Jac.	35	1741	63	49.7	4	0	4	1	21	145	11	43.3
5)	*Stout, Bal.	29	1415	69	48.8	4	0	2	2	13	121	11	41.9
6)	Johnston, Hou.	44	2143	67	48.7	3	0	5	2	23	189	21	43.0
7)	Mann, NY-J	43	2049	72	47.7	4	0	6	6	19	141	13	42.5
8)	Bojorquez, Cle.	26	1223	76	47.0	3	0	5	7	10	160	11	38.6
9)	Waitman, Den.	54	2476	58	45.9	4	0	8	1	23	191	19	40.8
10)	Morstead, Mia.	31	1416	66	45.7	1	0	6	1	15	133	14	40.7
11)	Harvin, Pit.	43	1902	69	44.2	2	0	5	4	16	86	12	41.3
12)	Haack, Ind.	44	1941	70	44.1	2	1	7	7	15	107	19	39.9
13)	Scott, LA-C	37	1608	54	43.5	1	0	6	2	12	36	14	41.9
14)	Huber, Cin.	31	1340	63	43.2	1	0	3	3	11	160	9	37.4
15)	Bailey, N.E.	37	1557	62	42.1	5	0	3	5	16	152	12	35.3

AFC / LEADING PUNTERS, NET AVERAGE

Rank	Player, Team	No	Yards	Lg	Avg	TB	Blk	Dwn	OB	Opp Ret	In Yds	Net 20	Avg
1)	Townsend, K.C.	27	1379	74	51.1	3	0	5	0	10	65	11	46.4
2)	A. Cole, L.V.	30	1542	67	51.4	0	0	6	2	15	174	15	45.6
3)	*Stonehouse, Ten.	51	2711	74	53.2	5	0	6	1	31	303	20	45.3
4)	Cooke, Jac.	35	1741	63	49.7	4	0	4	1	21	145	11	43.3
5)	Johnston, Hou.	44	2143	67	48.7	3	0	5	2	23	189	21	43.0
6)	Mann, NY-J	43	2049	72	47.7	4	0	6	6	19	141	13	42.5
7)	Scott, LA-C	37	1608	54	43.5	1	0	6	2	12	36	14	41.9
8)	*Stout, Bal.	29	1415	69	48.8	4	0	2	2	13	121	11	41.9
9)	Harvin, Pit.	43	1902	69	44.2	2	0	5	4	16	86	12	41.3
10)	Waitman, Den.	54	2476	58	45.9	4	0	8	1	23	191	19	40.8
11)	Morstead, Mia.	31	1416	66	45.7	1	0	6	1	15	133	14	40.7
12)	Haack, Ind.	44	1941	70	44.1	2	1	7	7	15	107	19	39.9
13)	Bojorquez, Cle.	26	1223	76	47.0	3	0	5	7	10	160	11	38.6
14)	Huber, Cin.	31	1340	63	43.2	1	0	3	3	11	160	9	37.4
15)	Bailey, N.E.	37	1557	62	42.1	5	0	3	5	16	152	12	35.3

AFC / PUNT RETURN LEADERS

Rank	Player, Team	Ret	FC	Yards	Avg	Long	TD
1)	Duvernay, Bal.	11	10	166	15.1	46	0
2)	*Mar. Jones, N.E.	13	3	174	13.4	32	0
3)	Taylor, Cin.	18	11	237	13.2	27	0
4)	Carter, LA-C	12	8	127	10.6	19	0
5)	Hines, Ind.-Buf.	15	5	154	10.3	24	0
6)	Coutee, Ind.	13	5	114	8.8	19	0
7)	*Washington, Den.	21	7	181	8.6	30	0
8)	Agnew, Jac.	14	8	99	7.1	19	0
9)	*Moore, K.C.	12	4	84	7.0	15	0
10)	King, Hou.	13	12	90	6.9	31	0

AFC / KICKOFF RETURN LEADERS

Rank	Player, Team	Ret	Yards	Avg	Long	TD
1)	*Mar. Jones, N.E.	14	340	24.3	37	0
2)	Berrios, NY-J	13	309	23.8	42	0
3)	*Pacheco, K.C.	19	415	21.8	48	0
4)	Rodgers, Ind.	13	283	21.8	34	0
5)	*Haskins, Ten.	15	325	21.7	37	0
6)	Carter, LA-C	18	337	18.7	30	0
7)	Mostert, Mia.	14	256	18.3	28	0

WEEK 10 / THROUGH SUNDAY, NOVEMBER 13, 2022**AFC / LEADERS IN INTERCEPTIONS**

Rank	Player, Team	Int	Yards	Avg	Long	TD
1t)	Bell, Cin.	4	56	14.0	46	0
1t)	Poyer, Buf.	4	6	1.5	6	0
3t)	Fitzpatrick, Pit.	3	78	26.0	34	1
3t)	Cisco, Jac.	3	68	22.7	59t	1
3t)	M. Williams, Bal.	3	33	11.0	33	0
3t)	Joyner, NY-J	3	31	10.3	27	0
7t)	Harmon, L.V.	2	86	43.0	73t	1
7t)	Holland, Mia.	2	64	32.0	33	0
7t)	Milano, Buf.	2	43	21.5	43t	1
7t)	*Ja. Jones, N.E.	2	40	20.0	40t	1
7t)	McCourty, N.E.	2	36	18.0	36	0
7t)	Jo. Jones, N.E.	2	32	16.0	17t	1
7t)	Mills, N.E.	2	28	14.0	15	0
7t)	Humphrey, Bal.	2	26	13.0	26	0
7t)	Sutton, Pit.	2	26	13.0	26	0
7t)	Sterns, Den.	2	25	12.5	23	0
7t)	*Lloyd, Jac.	2	23	11.5	13	0
7t)	*Pitre, Hou.	2	22	11.0	20	0
7t)	Smith, Chi.-Bal.	2	22	11.0	18	0
7t)	*Gardner, NY-J	2	19	9.5	16	0
7t)	Bates, Cin.	2	17	8.5	16	0
7t)	Jackson, Buf.	2	13	6.5	11	0
7t)	Callahan, LA-C	2	11	5.5	9	0
7t)	Whitehead, NY-J	2	5	2.5	5	0
7t)	Long, Ten.	2	4	2.0	4	0
7t)	Ty. Campbell, Jac.	2	3	1.5	3	0
7t)	Carter II, NY-J	2	0	0.0	0	0
7t)	*Elam, Buf.	2	0	0.0	0	0
7t)	Wallace, Pit.	2	0	0.0	0	0

AFC / LEADERS IN SACKS

Rank	Player, Team	Sacks
1)	Judon, N.E. (LB)	11.5
2t)	Highsmith, Pit. (LB)	8.5
2t)	Houston, Bal. (LB)	8.5
4t)	Hughes, Hou. (DE)	8.0
4t)	V. Miller, Buf. (LB)	8.0
6)	Garrett, Cle. (DE)	7.5
7t)	Autry, Ten. (DE)	7.0
7t)	Crosby, L.V. (DE)	7.0
7t)	C. Jones, K.C. (DT)	7.0
7t)	Mack, LA-C (LB)	7.0
7t)	Quinn. Williams, NY-J (DE)	7.0
12)	Chubb, Den.-Mia. (LB)	6.0
13t)	Buckner, Ind. (DT)	5.5
13t)	Dr. Jones, Den. (DE)	5.5
13t)	Simmons, Ten. (DE)	5.5
13t)	Weaver, Ten. (LB)	5.5
13t)	Wise, N.E. (DE)	5.5
18t)	Ngakoue, Ind. (DE)	5.0
18t)	Rousseau, Buf. (DE)	5.0
18t)	Smoot, Jac. (DE)	5.0
21t)	Dunlap, K.C. (DE)	4.0
21t)	Hendrickson, Cin. (DE)	4.0
21t)	Ingram, Mia. (LB)	4.0
21t)	Lawson, NY-J (LB)	4.0
21t)	Paye, Ind. (DE)	4.0
21t)	Uche, N.E. (LB)	4.0
27t)	Campbell, Bal. (DE)	3.5
27t)	Epenesa, Buf. (DE)	3.5
27t)	R. Green, Hou. (DE)	3.5
27t)	Hubbard, Cin. (DE)	3.5
27t)	Madubuike, Bal. (DE)	3.5
27t)	Phillips, Mia. (LB)	3.5
27t)	Queen, Bal. (LB)	3.5
27t)	Sneed, K.C. (DB)	3.5
27t)	Walker, Ten. (DE)	3.5

WEEK 10 / THROUGH SUNDAY, NOVEMBER 13, 2022**AFC / FUMBLE RECOVERIES**

Rank	Player, Team	TotRec	OffRec	DefRec
1)	Wilson, Den.	4	4	0
2t)	Allen, Buf.	3	3	0
2t)	Cann, Hou.	3	3	0
2t)	Rodgers, Ind.	3	3	0
2t)	Ryan, Ind.	3	3	0
6t)	Davis, Bal.	2	2	0
6t)	Dupree, Ten.	2	0	2
6t)	B. Hill, Cin.	2	0	2
6t)	Ingram, Mia.	2	0	2
6t)	L. Jackson, Bal.	2	2	0
6t)	Kirk, Jac.	2	2	0
6t)	*Lloyd, Jac.	2	0	2
6t)	Mack, LA-C	2	0	2
6t)	Mahomes, K.C.	2	2	0
6t)	Okereke, Ind.	2	0	2
6t)	Oluokun, Jac.	2	0	2
6t)	*Pacheco, K.C.	2	2	0
6t)	Phillips, Mia.	2	1	1
6t)	*Schooler, N.E.	2	0	2
6t)	Tagovailoa, Mia.	2	2	0
6t)	*Washington, Den.	2	2	0
6t)	*G. Wilson, NY-J	2	2	0

AFC / OFFENSIVE FUMBLE RECOVERIES

Rank	Player, Team	Ret	Yards	Avg	Long	TD
1)	Wilson, Den.	4	0	0.0	0	0
2t)	Rodgers, Ind.	3	15	5.0	18	0
2t)	Allen, Buf.	3	0	0.0	0	0
2t)	Cann, Hou.	3	0	0.0	0	0
2t)	Ryan, Ind.	3	0	0.0	0	0
6t)	Davis, Bal.	2	0	0.0	0	0
6t)	L. Jackson, Bal.	2	0	0.0	0	0
6t)	Mahomes, K.C.	2	0	0.0	0	0
6t)	*Pacheco, K.C.	2	0	0.0	0	0
6t)	Tagovailoa, Mia.	2	0	0.0	0	0
6t)	*Washington, Den.	2	0	0.0	0	0
6t)	*G. Wilson, NY-J	2	0	0.0	0	0
6t)	Kirk, Jac.	2	-6	-3.0	0	0

AFC / DEFENSIVE FUMBLE RECOVERIES

Rank	Player, Team	Ret	Yards	Avg	Long	TD
1t)	Mack, LA-C	2	44	22.0	44	0
1t)	*Lloyd, Jac.	2	28	14.0	17	0
1t)	Ingram, Mia.	2	3	1.5	2t	1
1t)	Dupree, Ten.	2	2	1.0	2	0
1t)	B. Hill, Cin.	2	0	0.0	0	0
1t)	Okereke, Ind.	2	0	0.0	0	0
1t)	Oluokun, Jac.	2	0	0.0	0	0
1t)	*Schooler, N.E.	2	0	0.0	0	0

WEEK 10 / THROUGH SUNDAY, NOVEMBER 13, 2022

NFC / LEADING PASSERS

Player, Team	Att	Comp	Pct		Avg		Pct			Pct Rating	
			Comp	Yds	Gain	TD	TD	Long	Int	Int	Points
G. Smith, Sea.	316	230	72.8	2474	7.83	17	5.4	54	4	1.3	108.0
Hurts, Phi.	239	163	68.2	2042	8.54	12	5.0	54	2	0.8	107.8
Garoppolo, S.F.	238	159	66.8	1931	8.11	11	4.6	57t	4	1.7	100.0
Goff, Det.	301	192	63.8	2277	7.56	15	5.0	81	7	2.3	93.7
Aa. Rodgers, G.B.	337	219	65.0	2315	6.87	17	5.0	58t	7	2.1	93.0
Jones, NY-G	237	156	65.8	1596	6.73	8	3.4	65t	2	0.8	92.7
Brady, T.B.	427	282	66.0	2805	6.57	12	2.8	51	2	0.5	91.9
Mariota, Atl.	231	143	61.9	1747	7.56	12	5.2	75t	7	3.0	89.9
Dalton, N.O.	217	141	65.0	1559	7.18	11	5.1	64	7	3.2	89.6
Cousins, Min.	354	227	64.1	2356	6.66	14	4.0	64	8	2.3	87.0
K. Murray, Ariz	360	240	66.7	2168	6.02	12	3.3	38t	6	1.7	86.9
Fields, Chi.	207	122	58.9	1489	7.19	12	5.8	56	7	3.4	86.4
Prescott, Dal.	127	81	63.8	856	6.74	6	4.7	35t	4	3.1	85.9
Stafford, LA-R	285	195	68.4	1928	6.76	8	2.8	75t	8	2.8	84.9
Wentz, Was.	232	144	62.1	1489	6.42	10	4.3	75t	6	2.6	84.1
Rush, Dal.	156	90	57.7	1020	6.54	5	3.2	46	3	1.9	80.1
Mayfield, Car.	173	98	56.6	1117	6.46	6	3.5	75t	4	2.3	78.1

NFC / LEADING PASSERS, RANKS

Player, Team	Att	Comp	Pct		Avg		Pct			Pct Rating	
			Comp	Yds	Gain	TD	TD	Long	Int	Int	Points
G. Smith, Sea.	5	3	1	2	3	1t	2		5t	4	1
Hurts, Phi.	8	8	3	7	1	5t	6		1t	2	2
Garoppolo, S.F.	9	9	4	8	2	10t	9		5t	6	3
Goff, Det.	6	7	11	5	4	3	7		11t	11	4
Aa. Rodgers, G.B.	4	5	8	4	8	1t	5		11t	8	5
Jones, NY-G	10	10	7	11	11	13t	13		1t	3	6
Brady, T.B.	1	1	6	1	13	5t	16		1t	1	7
Mariota, Atl.	12	12	14	10	5	5t	3		11t	14	8
Dalton, N.O.	13	13	9	12	7	10t	4		11t	16	9
Cousins, Min.	3	4	10	3	12	4	11		16t	9	10
K. Murray, Ariz	2	2	5	6	17	5t	14		9t	5	11
Fields, Chi.	14	14	15	13t	6	5t	1		11t	17	12
Prescott, Dal.	17	17	12	18	10	15t	8		5t	15	13
Stafford, LA-R	7	6	2	9	9	13t	17		16t	13	14
Wentz, Was.	11	11	13	13t	16	12	10		9t	12	15
Rush, Dal.	16	16	16	16	14	17t	15		4	7	16
Mayfield, Car.	15	15	17	15	15	15t	12		5t	10	17

NFC / FOURTH-QUARTER PASSING LEADERS

Rank	Player, Team	Att	Comp	Comp%	Yards	YPA	TD	TD%	Int	Int%	Rating
1)	Walker, Car.	26	18	69.2	280	10.77	2	7.7	0	0.0	130.3
2)	Mayfield, Car.	54	34	63.0	513	9.50	4	7.4	1	1.9	111.1
3)	G. Smith, Sea.	70	50	71.4	592	8.46	4	5.7	1	1.4	109.9
4)	Hurts, Phi.	27	20	74.1	204	7.56	2	7.4	1	3.7	104.6
5)	Mariota, Atl.	58	35	60.3	497	8.57	4	6.9	1	1.7	103.9
6)	Goff, Det.	91	57	62.6	664	7.30	6	6.6	2	2.2	97.5
7)	Brady, T.B.	132	89	67.4	823	6.23	7	5.3	2	1.5	95.6
8)	J. Winston, N.O.	48	33	68.8	534	11.13	4	8.3	5	10.4	93.9
9)	Aa. Rodgers, G.B.	110	66	60.0	724	6.58	5	4.5	1	0.9	90.9
10)	Prescott, Dal.	25	15	60.0	146	5.84	1	4.0	0	0.0	89.8
11)	Garoppolo, S.F.	63	42	66.7	517	8.21	2	3.2	2	3.2	89.2
12)	Cousins, Min.	99	63	63.6	684	6.91	4	4.0	2	2.0	89.0
13)	Heinicke, Was.	27	21	77.8	236	8.74	1	3.7	2	7.4	84.6
14)	Dalton, N.O.	68	45	66.2	470	6.91	3	4.4	3	4.4	82.4
15)	Rush, Dal.	54	30	55.6	289	5.35	3	5.6	1	1.9	81.5
16)	K. Murray, Ariz	117	73	62.4	638	5.45	4	3.4	2	1.7	81.1
17)	Wentz, Was.	91	60	65.9	516	5.67	3	3.3	4	4.4	73.3
18)	Jones, NY-G	59	35	59.3	337	5.71	2	3.4	2	3.4	72.5
19)	Stafford, LA-R	80	57	71.3	469	5.86	0	0.0	4	5.0	65.1
20)	Fields, Chi.	50	28	56.0	240	4.80	3	6.0	3	6.0	63.8

NFC / THIRD-DOWN PASSING LEADERS

Rank	Player, Team	Att	Comp	Comp%	Yards	YPA	TD	TD%	Int	Int%	Rating
1)	Hurts, Phi.	46	31	67.4	439	9.54	3	6.5	0	0.0	119.7
2)	Goff, Det.	74	50	67.6	657	8.88	7	9.5	2	2.7	115.7
3)	G. Smith, Sea.	67	44	65.7	496	7.40	5	7.5	0	0.0	112.5
4)	Garoppolo, S.F.	63	40	63.5	530	8.41	5	7.9	1	1.6	109.9
5)	Stafford, LA-R	73	47	64.4	537	7.36	3	4.1	1	1.4	94.4
6)	Cousins, Min.	90	53	58.9	671	7.46	5	5.6	2	2.2	91.5
7)	Aa. Rodgers, G.B.	81	51	63.0	648	8.00	3	3.7	2	2.5	89.9
8)	Wentz, Was.	59	36	61.0	373	6.32	4	6.8	2	3.4	87.7
9)	Jones, NY-G	78	49	62.8	528	6.77	2	2.6	1	1.3	85.8
10)	K. Murray, Ariz	81	42	51.9	419	5.17	7	8.6	2	2.5	85.4
11)	Fields, Chi.	60	37	61.7	492	8.20	3	5.0	3	5.0	83.5
12)	Brady, T.B.	106	62	58.5	638	6.02	3	2.8	1	0.9	81.4
13)	Mariota, Atl.	63	36	57.1	405	6.43	2	3.2	2	3.2	73.8
14)	Dalton, N.O.	62	41	66.1	440	7.10	2	3.2	4	6.5	70.6
15)	Rush, Dal.	45	20	44.4	247	5.49	1	2.2	1	2.2	60.1

WEEK 10 / THROUGH SUNDAY, NOVEMBER 13, 2022**NFC / LEADING RUSHERS**

Rank	Player, Team	Att	Yards	Avg	Long	TD
1)	Barkley, NY-G	198	931	4.7	68	6
2)	Fields, Chi. (QB)	104	749	7.2	67t	6
3)	A. Jones, G.B.	131	738	5.6	36	2
4)	Cook, Min.	145	727	5.0	81t	6
5)	Sanders, Phi.	131	656	5.0	35	6
6)	Herbert, Chi.	108	643	6.0	63	4
7)	Pollard, Dal.	103	621	6.0	57t	6
8)	Jama. Williams, Det.	142	604	4.3	51t	9
9)	*Walker, Sea.	121	587	4.9	74t	7
10)	McCaffrey, Car.-S.F.	125	563	4.5	49	4
11)	Kamara, N.O.	112	469	4.2	27	1
12)	Fournette, T.B.	135	462	3.4	17	3
13)	Dillon, G.B.	111	454	4.1	27	1
14t)	*Allgeier, Atl.	102	443	4.3	44	1
14t)	Elliott, Dal.	109	443	4.1	27	4
16)	Montgomery, Chi.	115	434	3.8	28	2
17)	Foreman, Car.	91	426	4.7	60	4
18)	Patterson, Atl.	76	402	5.3	40	5
19)	Jones, NY-G (QB)	69	387	5.6	24	3
20)	K. Murray, Ariz (QB)	59	359	6.1	42	2
21)	Mariota, Atl. (QB)	63	347	5.5	30	3
22)	Penny, Sea.	57	346	6.1	41t	2
23)	Hill, N.O. (TE)	43	344	8.0	60t	5
24)	Huntley, Atl.	69	331	4.8	30	1
25)	Gibson, Was.	89	328	3.7	20	2
26)	Hurts, Phi. (QB)	88	326	3.7	26t	6
27)	Conner, Ariz	82	314	3.8	17	3
28)	Benjamin, Ariz	70	299	4.3	45	2
29)	Henderson, LA-R	68	274	4.0	23	3
30)	Swift, Det.	40	253	6.3	50	2

NFC / THIRD-AND-ONE RUSHING LEADERS

Rank	Player, Team	Att	FD	Pct
1t)	*R. White, T.B.	8	8	100.0
1t)	Fields, Chi.	6	6	100.0
1t)	Hill, N.O.	6	6	100.0
1t)	*Robinson, Was.	4	4	100.0
1t)	C. Akers, LA-R	3	3	100.0
1t)	*Allgeier, Atl.	3	3	100.0
1t)	Breida, NY-G	3	3	100.0
1t)	Cousins, Min.	3	3	100.0
1t)	Ingram, N.O.	3	3	100.0
1t)	Jones, NY-G	3	3	100.0
1t)	Prescott, Dal.	3	3	100.0
12)	Elliott, Dal.	9	8	88.9
13)	Hurts, Phi.	11	9	81.8
14t)	Conner, Ariz	10	8	80.0
14t)	Garoppolo, S.F.	5	4	80.0
16t)	Dillon, G.B.	4	3	75.0
16t)	Patterson, Atl.	4	3	75.0
16t)	Pollard, Dal.	4	3	75.0
19)	*Walker, Sea.	8	5	62.5
20)	Mariota, Atl.	5	3	60.0
21)	Sanders, Phi.	4	2	50.0
22)	Fournette, T.B.	9	4	44.4

WEEK 10 / THROUGH SUNDAY, NOVEMBER 13, 2022**NFC / LEADERS IN RECEPTIONS**

Rank	Player, Team	Rec	Yards	Avg	Long	TD
1)	Kupp, LA-R	75	812	10.8	75t	6
2)	Jefferson, Min.	69	1060	15.4	64	4
3)	Lockett, Sea.	54	640	11.9	40t	5
4)	Lamb, Dal.	53	706	13.3	35t	5
5t)	Evans, T.B.	49	671	13.7	51	3
5t)	St. Brown, Det.	49	518	10.6	49	3
7t)	Metcalfe, Sea.	48	581	12.1	54	4
7t)	Godwin, T.B.	48	475	9.9	44	1
9t)	Ertz, Ariz (TE)	47	406	8.6	32	4
9t)	McCaffrey, Car.-S.F. (RB)	47	395	8.4	49	2
11)	*Olave, N.O.	46	658	14.3	51	2
12)	Samuel, Was.	45	455	10.1	49t	3
13t)	Aiyuk, S.F.	44	567	12.9	34t	4
13t)	Higbee, LA-R (TE)	44	385	8.8	26	0
15t)	Brown, Phi.	43	718	16.7	54	6
15t)	M. Brown, Ariz	43	485	11.3	26	3
15t)	Thielen, Min.	43	467	10.9	36	2
15t)	Fournette, T.B. (RB)	43	315	7.3	25	3
19)	Hockenson, Det.-Min. (TE)	42	510	12.1	81	3
20)	Moore, Ariz	41	414	10.1	38t	1
21t)	Goedert, Phi. (TE)	40	521	13.0	31	2
21t)	D. Smith, Phi.	40	442	11.1	45	2
23t)	Moore, Car.	39	478	12.3	62t	3
23t)	Kamara, N.O. (RB)	39	338	8.7	54	2
23t)	Tonyan, G.B. (TE)	39	323	8.3	23	1
26t)	McLaurin, Was.	38	609	16.0	49t	2
26t)	*London, Atl.	38	407	10.7	31	3
28t)	Mooney, Chi.	36	464	12.9	56	1
28t)	Hopkins, Ariz	36	396	11.0	33	2
30)	Claypool, Pit.-Chi.	35	332	9.5	26	1
31t)	Samuel, S.F.	34	411	12.1	57t	2
31t)	A. Jones, G.B. (RB)	34	228	6.7	22	3
33)	Lazard, G.B.	33	472	14.3	47	5
34t)	*Doubs, G.B.	31	314	10.1	26	3
34t)	Gibson, Was. (RB)	31	239	7.7	26	2

NFC / RECEIVING YARDAGE LEADERS

Rank	Player, Team	Yards	Rec	Avg	Long	TD
1)	Jefferson, Min.	1060	69	15.4	64	4
2)	Kupp, LA-R	812	75	10.8	75t	6
3)	Brown, Phi.	718	43	16.7	54	6
4)	Lamb, Dal.	706	53	13.3	35t	5
5)	Evans, T.B.	671	49	13.7	51	3
6)	*Olave, N.O.	658	46	14.3	51	2
7)	Lockett, Sea.	640	54	11.9	40t	5
8)	McLaurin, Was.	609	38	16.0	49t	2
9)	Metcalfe, Sea.	581	48	12.1	54	4
10)	Aiyuk, S.F.	567	44	12.9	34t	4
11)	Goedert, Phi. (TE)	521	40	13.0	31	2
12)	St. Brown, Det.	518	49	10.6	49	3
13)	Hockenson, Det.-Min. (TE)	510	42	12.1	81	3
14)	M. Brown, Ariz	485	43	11.3	26	3
15)	Moore, Car.	478	39	12.3	62t	3
16)	Godwin, T.B.	475	48	9.9	44	1
17)	Lazard, G.B.	472	33	14.3	47	5
18)	Thielen, Min.	467	43	10.9	36	2
19)	Mooney, Chi.	464	36	12.9	56	1
20)	Samuel, Was.	455	45	10.1	49t	3
21)	D. Smith, Phi.	442	40	11.1	45	2
22)	Moore, Ariz	414	41	10.1	38t	1
23)	Samuel, S.F.	411	34	12.1	57t	2
24)	*London, Atl.	407	38	10.7	31	3
25)	Ertz, Ariz (TE)	406	47	8.6	32	4
26)	Hopkins, Ariz	396	36	11.0	33	2
27)	McCaffrey, Car.-S.F. (RB)	395	47	8.4	49	2
28)	Higbee, LA-R (TE)	385	44	8.8	26	0
29)	Zaccheaus, Atl.	365	24	15.2	42	2
30)	J. Reynolds, Det.	357	26	13.7	31	2
31)	N. Brown, Dal.	342	26	13.2	45	1
32)	Kittle, S.F. (TE)	340	29	11.7	34	2
33)	Kamara, N.O. (RB)	338	39	8.7	54	2
34)	Claypool, Pit.-Chi.	332	35	9.5	26	1
35)	Slayton, NY-G	327	19	17.2	54t	2

WEEK 10 / THROUGH SUNDAY, NOVEMBER 13, 2022**NFC / THIRD-DOWN RECEIVING LEADERS**

Rank	Player, Team	Rec	Yards	Avg	Long	TD
1)	*Olave, N.O.	19	237	12.5	49	2
2t)	Jefferson, Min.	15	312	20.8	47	1
2t)	Kupp, LA-R	15	226	15.1	75t	2
4t)	St. Brown, Det.	14	184	13.1	49	2
4t)	Al. Robinson, LA-R	14	138	9.9	29	1
6t)	Evans, T.B.	13	185	14.2	41	0
6t)	Samuel, Was.	13	134	10.3	26	1
8t)	Brown, Phi.	12	197	16.4	54	3
8t)	Hockenson, Det.-Min. (TE)	12	186	15.5	58	1
8t)	Lockett, Sea.	12	123	10.3	17	1
8t)	McCaffrey, Car.-S.F. (RB)	12	78	6.5	13t	2
12t)	Moore, Car.	11	130	11.8	29	0
12t)	Ertz, Ariz (TE)	11	85	7.7	16	2
12t)	McKissic, Was. (RB)	11	60	5.5	13	0
15t)	Lamb, Dal.	10	137	13.7	21t	1
15t)	Jennings, S.F.	10	132	13.2	44	0
15t)	Claypool, Pit.-Chi.	10	123	12.3	26	0
18t)	Lazard, G.B.	9	188	20.9	47	0
18t)	Metcalf, Sea.	9	141	15.7	50t	2
18t)	Samuel, S.F.	9	139	15.4	57t	2
18t)	Mooney, Chi.	9	135	15.0	22	1
18t)	Aiyuk, S.F.	9	115	12.8	24	0
18t)	Raymond, Det.	9	109	12.1	21	0
18t)	Moore, Ariz	9	108	12.0	26	0
18t)	Godwin, T.B.	9	86	9.6	20	0
18t)	Montgomery, Chi. (RB)	9	77	8.6	16	0
18t)	I. Smith, Min. (TE)	9	77	8.6	17	0
18t)	Higbee, LA-R (TE)	9	69	7.7	10	0
29t)	Zaccheaus, Atl.	8	116	14.5	37	0
29t)	M. Brown, Ariz	8	110	13.8	25t	2
29t)	McLaurin, Was.	8	90	11.3	17	0
29t)	Tonyan, G.B. (TE)	8	79	9.9	16	0
29t)	Thielen, Min.	8	68	8.5	15	0
29t)	Barkley, NY-G (RB)	8	49	6.1	21	0

WEEK 10 / THROUGH SUNDAY, NOVEMBER 13, 2022**NFC / LEADING SCORERS, NONKICKERS**

Rank	Player, Team	TD	Rush	Rec	Ret	X2	Pts
1)	Jama. Williams, Det. (RB)	9	9	0	0	1	56
2t)	Cook, Min. (RB)	7	6	1	0	0	42
2t)	Kupp, LA-R (WR)	7	1	6	0	0	42
2t)	*Walker, Sea. (RB)	7	7	0	0	0	42
5t)	Barkley, NY-G (RB)	6	6	0	0	1	38
5t)	Hurts, Phi. (QB)	6	6	0	0	1	38
7t)	Brown, Phi. (WR)	6	0	6	0	0	36
7t)	Fields, Chi. (QB)	6	6	0	0	0	36
7t)	Fournette, T.B. (RB)	6	3	3	0	0	36
7t)	Hill, N.O. (TE)	6	5	1	0	0	36
7t)	McCaffrey, Car.-S.F. (RB)	6	4	2	0	0	36
7t)	Pollard, Dal. (RB)	6	6	0	0	0	36
7t)	Sanders, Phi. (RB)	6	6	0	0	0	36
14)	Jefferson, Min. (WR)	5	1	4	0	1	32
15t)	Herbert, Chi. (RB)	5	4	1	0	0	30
15t)	A. Jones, G.B. (RB)	5	2	3	0	0	30
15t)	Kmet, Chi. (TE)	5	0	5	0	0	30
15t)	Lamb, Dal. (WR)	5	0	5	0	0	30
15t)	Lazard, G.B. (WR)	5	0	5	0	0	30
15t)	Lockett, Sea. (WR)	5	0	5	0	0	30
15t)	Patterson, Atl. (RB)	5	5	0	0	0	30
22)	Ertz, Ariz (TE)	4	0	4	0	2	28
23t)	*Dotson, Was. (WR)	4	0	4	0	1	26
23t)	Foreman, Car. (RB)	4	4	0	0	1	26
25t)	Aiyuk, S.F. (WR)	4	0	4	0	0	24
25t)	Elliott, Dal. (RB)	4	4	0	0	0	24
25t)	Gibson, Was. (RB)	4	2	2	0	0	24
25t)	Ju. Johnson, N.O. (TE)	4	0	4	0	0	24
25t)	Metcalf, Sea. (WR)	4	0	4	0	0	24
25t)	Swift, Det. (RB)	4	2	2	0	0	24
25t)	*Watson, G.B. (WR)	4	1	3	0	0	24

NFC / LEADING SCORERS, KICKERS

Rank	Player, Team	PAT	FG	Pct	Long	Pts
1)	Myers, Sea.	26/27	19/20	.950	56	83
2)	Succop, T.B.	13/13	22/25	.880	54	79
3)	Gano, NY-G	17/17	18/20	.900	56	71
4t)	Koo, Atl.	22/24	16/20	.800	54	70
4t)	Pineiro, Car.	16/18	18/20	.900	54	70
6)	Maher, Dal.	22/23	15/17	.882	54	67
7)	Lutz, N.O.	21/21	15/20	.750	60	66
8)	Joseph, Min.	21/25	13/18	.722	56	60
9t)	Gould, S.F.	20/21	13/16	.813	51	59
9t)	Santos, Chi.	17/20	14/14	1.000	51	59
11)	Gay, LA-R	16/16	12/13	.923	57	52
12)	Crosby, G.B.	21/21	10/13	.769	48	51
13)	Elliott, Phi.	23/24	6/ 8	.750	51	41
14)	Slye, Was.	12/13	9/11	.818	50	39
15)	Badgley, Chi.-Det.	8/ 8	9/ 9	1.000	53	35
16)	Prater, Ariz	9/ 9	8/ 8	1.000	49	33
17)	Seibert, Det.	12/12	3/ 5	.600	48	21
18)	Ammendola, K.C.-Ariz	5/ 7	5/ 7	.714	31	20
19)	Blankenship, Ind.-Ariz	4/ 5	4/ 5	.800	50	16
20)	Vizcaino, N.E.-Ariz	3/ 3	2/ 2	1.000	46	9
21)	Eberle, Det.	2/ 4	1/ 1	1.000	49	5
22)	Wishnowsky, S.F.	1/ 2	0/ 0	---	--	1

NFC / TOUCHBACKS ON KICKOFFS

Rank	Player, Team	TB
1)	Maher, Dal.	40
2)	Pinion, Atl.	35
3)	Slye, Was.	32
4t)	Gano, NY-G	31
4t)	Myers, Sea.	31
6)	Lutz, N.O.	30
7t)	Elliott, Phi.	28
7t)	Gay, LA-R	28
9t)	Pineiro, Car.	27
9t)	Santos, Chi.	27
11)	Joseph, Min.	26
12t)	*Camarda, T.B.	20
12t)	Gould, S.F.	20
14)	Blankenship, Ind.-Ariz	17
15)	Fox, Det.	14
16t)	Ammendola, K.C.-Ariz	12
16t)	Prater, Ariz	12
18)	Crosby, G.B.	9
19)	Eberle, Det.	5
20)	Vizcaino, N.E.-Ariz	4

WEEK 10 / THROUGH SUNDAY, NOVEMBER 13, 2022

NFC / MOST YARDS FROM SCRIMMAGE

Rank	Player, Team	Total			Rushing			Receiving		
		Yards	Att+Rec	Avg	Yards	Att	Avg	Yards	Rec	Avg
1)	Barkley, NY-G (RB)	1128	227	5.0	931	198	4.7	197	29	6.8
2)	Jefferson, Min. (WR)	1073	71	15.1	13	2	6.5	1060	69	15.4
3)	A. Jones, G.B. (RB)	966	165	5.9	738	131	5.6	228	34	6.7
4)	McCaffrey, Car.-S.F. (RB)	958	172	5.6	563	125	4.5	395	47	8.4
5)	Cook, Min. (RB)	873	167	5.2	727	145	5.0	146	22	6.6
6)	Kupp, LA-R (WR)	864	84	10.3	52	9	5.8	812	75	10.8
7)	Kamara, N.O. (RB)	807	151	5.3	469	112	4.2	338	39	8.7
8)	Fournette, T.B. (RB)	777	178	4.4	462	135	3.4	315	43	7.3
9)	Pollard, Dal. (RB)	755	118	6.4	621	103	6.0	134	15	8.9
10)	Fields, Chi. (QB)	749	104	7.2	749	104	7.2	0	0	---
11t)	Brown, Phi. (WR)	718	43	16.7	0	0	---	718	43	16.7
11t)	Lamb, Dal. (WR)	718	58	12.4	12	5	2.4	706	53	13.3
13)	Herbert, Chi. (RB)	705	114	6.2	643	108	6.0	62	6	10.3
14)	Sanders, Phi. (RB)	698	142	4.9	656	131	5.0	42	11	3.8
15)	*Walker, Sea. (RB)	690	139	5.0	587	121	4.9	103	18	5.7
16)	Evans, T.B. (WR)	671	49	13.7	0	0	---	671	49	13.7
17)	Jama. Williams, Det. (RB)	661	151	4.4	604	142	4.3	57	9	6.3
18)	*Olave, N.O. (WR)	658	46	14.3	0	0	---	658	46	14.3
19)	Lockett, Sea. (WR)	640	54	11.9	0	0	---	640	54	11.9
20)	McLaurin, Was. (WR)	620	42	14.8	11	4	2.8	609	38	16.0
21)	St. Brown, Det. (WR)	588	52	11.3	70	3	23.3	518	49	10.6
22)	Montgomery, Chi. (RB)	584	130	4.5	434	115	3.8	150	15	10.0
23)	Metcalfe, Sea. (WR)	581	48	12.1	0	0	---	581	48	12.1
24)	Samuel, Was. (WR)	577	63	9.2	122	18	6.8	455	45	10.1
25)	Samuel, S.F. (WR)	576	62	9.3	165	28	5.9	411	34	12.1
26)	Aiyuk, S.F. (WR)	574	45	12.8	7	1	7.0	567	44	12.9
27)	Gibson, Was. (RB)	567	120	4.7	328	89	3.7	239	31	7.7
28)	Dillon, G.B. (RB)	553	127	4.4	454	111	4.1	99	16	6.2
29t)	*Allgeier, Atl. (RB)	521	111	4.7	443	102	4.3	78	9	8.7
29t)	Goedert, Phi. (TE)	521	40	13.0	0	0	---	521	40	13.0

NFC / LEADERS IN FIRST DOWNS

Rank	Player, Team	Rush	Rec	Tot
1)	A. Jones, G.B. (RB)	37	12	49
2t)	Fields, Chi. (QB)	48	0	48
2t)	McCaffrey, Car.-S.F. (RB)	30	18	48
4)	Kupp, LA-R (WR)	4	42	46
5)	Jefferson, Min. (WR)	2	43	45
6)	Barkley, NY-G (RB)	39	4	43
7t)	Cook, Min. (RB)	33	9	42
7t)	Fournette, T.B. (RB)	27	15	42
9)	Jama. Williams, Det. (RB)	38	3	41
10)	Lamb, Dal. (WR)	1	37	38
11t)	Evans, T.B. (WR)	0	34	34
11t)	Gibson, Was. (RB)	21	13	34
11t)	Sanders, Phi. (RB)	33	1	34
14)	Kamara, N.O. (RB)	22	11	33
15t)	Lockett, Sea. (WR)	0	32	32
15t)	Samuel, Was. (WR)	7	25	32
15t)	*Walker, Sea. (RB)	29	3	32
18t)	Jones, NY-G (QB)	31	0	31
18t)	Pollard, Dal. (RB)	25	6	31
20t)	Brown, Phi. (WR)	0	30	30
20t)	*Olave, N.O. (WR)	0	30	30
22t)	Dillon, G.B. (RB)	26	3	29
22t)	Goedert, Phi. (TE)	0	29	29
22t)	St. Brown, Det. (WR)	1	28	29
22t)	Thielen, Min. (WR)	0	29	29
26t)	Conner, Ariz (RB)	23	5	28
26t)	Elliott, Dal. (RB)	26	2	28
26t)	Hurts, Phi. (QB)	28	0	28
26t)	Metcalfe, Sea. (WR)	0	28	28
30t)	McLaurin, Was. (WR)	1	26	27
30t)	Montgomery, Chi. (RB)	22	5	27

WEEK 10 / THROUGH SUNDAY, NOVEMBER 13, 2022**NFC / LEADING PUNTERS**

Rank	Player, Team	No	Yards	Lg	Avg	TB	Blk	Dwn	OB	Opp Ret	In Yds	Net 20	Avg
1)	Dixon, LA-R	40	1989	64	49.7	1	2	2	5	24	246	8	41.0
2)	Dickson, Sea.	35	1730	68	49.4	2	0	4	4	17	107	13	45.2
3)	Hekker, Car.	50	2455	68	49.1	3	0	6	3	23	221	21	43.5
4)	*Camarda, T.B.	46	2255	74	49.0	6	0	3	9	15	120	16	43.8
5)	Gillan, NY-G	39	1899	69	48.7	6	0	3	4	16	182	11	40.9
6)	Fox, Det.	28	1363	63	48.7	1	0	4	1	17	229	6	39.8
7)	Anger, Dal.	40	1943	83	48.6	5	0	3	1	18	144	16	42.5
8)	Gillikin, N.O.	41	1972	63	48.1	4	0	2	6	14	143	14	42.7
9)	Way, Was.	50	2401	68	48.0	3	0	9	3	19	115	22	44.5
10)	*Gill, Chi.	36	1714	62	47.6	3	1	3	1	17	149	10	40.7
11)	Lee, Ariz	41	1920	65	46.8	4	0	2	3	25	233	8	39.2
12)	Pinion, Atl.	39	1825	73	46.8	1	0	7	3	17	208	12	40.9
13)	*Wright, Min.	41	1908	73	46.5	0	0	4	4	21	132	19	43.3
14)	Siposs, Phi.	31	1434	59	46.3	3	0	7	1	13	82	13	41.7
15)	O'Donnell, G.B.	38	1706	72	44.9	1	1	5	4	15	152	20	39.3
16)	Wishnowsky, S.F.	31	1330	74	42.9	3	0	10	5	7	57	17	39.1

NFC / LEADING PUNTERS, NET AVERAGE

Rank	Player, Team	No	Yards	Lg	Avg	TB	Blk	Dwn	OB	Opp Ret	In Yds	Net 20	Avg
1)	Dickson, Sea.	35	1730	68	49.4	2	0	4	4	17	107	13	45.2
2)	Way, Was.	50	2401	68	48.0	3	0	9	3	19	115	22	44.5
3)	*Camarda, T.B.	46	2255	74	49.0	6	0	3	9	15	120	16	43.8
4)	Hekker, Car.	50	2455	68	49.1	3	0	6	3	23	221	21	43.5
5)	*Wright, Min.	41	1908	73	46.5	0	0	4	4	21	132	19	43.3
6)	Gillikin, N.O.	41	1972	63	48.1	4	0	2	6	14	143	14	42.7
7)	Anger, Dal.	40	1943	83	48.6	5	0	3	1	18	144	16	42.5
8)	Siposs, Phi.	31	1434	59	46.3	3	0	7	1	13	82	13	41.7
9)	Dixon, LA-R	40	1989	64	49.7	1	2	2	5	24	246	8	41.0
10t)	Gillan, NY-G	39	1899	69	48.7	6	0	3	4	16	182	11	40.9
10t)	Pinion, Atl.	39	1825	73	46.8	1	0	7	3	17	208	12	40.9
12)	*Gill, Chi.	36	1714	62	47.6	3	1	3	1	17	149	10	40.7
13)	Fox, Det.	28	1363	63	48.7	1	0	4	1	17	229	6	39.8
14)	O'Donnell, G.B.	38	1706	72	44.9	1	1	5	4	15	152	20	39.3
15)	Lee, Ariz	41	1920	65	46.8	4	0	2	3	25	233	8	39.2
16)	Wishnowsky, S.F.	31	1330	74	42.9	3	0	10	5	7	57	17	39.1

NFC / PUNT RETURN LEADERS

Rank	Player, Team	Ret	FC	Yards	Avg	Long	TD
1)	A. Williams, Atl.	13	9	248	19.1	56	0
2)	Turpin, Dal.	15	13	202	13.5	52	0
3)	McCloud, S.F.	18	14	197	10.9	35	0
4)	Darden, T.B.	27	15	286	10.6	24	0
5)	Powell, LA-R	14	11	118	8.4	22	0
6)	S. Smith, Car.	16	5	130	8.1	22	0
7)	Milne, Was.	25	11	199	8.0	19	0
8)	James, NY-G	15	9	106	7.1	22	0
9)	Reagor, Min.	17	8	120	7.1	25	0
10)	Am. Rodgers, G.B.	20	15	139	7.0	20	0
11)	*Covey, Phi.	17	8	112	6.6	15	0
12)	Dortch, Ariz	21	3	129	6.1	18	0

NFC / KICKOFF RETURN LEADERS

Rank	Player, Team	Ret	Yards	Avg	Long	TD
1)	Turpin, Dal.	11	265	24.1	63	0
2)	Nwangwu, Min.	17	406	23.9	39	0
3)	Brightwell, NY-G	12	261	21.8	47	0
4)	Milne, Was.	12	246	20.5	33	0
5)	McCloud, S.F.	16	324	20.3	39	0
6)	Powell, LA-R	15	287	19.1	31	0

WEEK 10 / THROUGH SUNDAY, NOVEMBER 13, 2022**NFC / LEADERS IN INTERCEPTIONS**

Rank	Player, Team	Int	Yards	Avg	Long	TD
1t)	Gardner-Johnson, Phi.	5	54	10.8	25	0
1t)	*Woolen, Sea.	5	47	9.4	40t	1
3t)	Hufanga, S.F.	4	61	15.3	52t	1
3t)	H. Smith, Min.	4	50	12.5	35	0
3t)	E. Jackson, Chi.	4	44	11.0	26	0
6t)	Bradberry, Phi.	3	54	18.0	27t	1
6t)	Peterson, Min.	3	52	17.3	39	0
6t)	Alexander, G.B.	3	32	10.7	29	0
6t)	Slay, Phi.	3	17	5.7	19	0
6t)	Diggs, Dal.	3	10	3.3	7	0
11t)	R. Ford, G.B.	2	68	34.0	34	0
11t)	Jackson, Car.	2	30	15.0	30t	1
11t)	Dean, T.B.	2	24	12.0	24	0
11t)	Grant, Atl.	2	22	11.0	12	0
11t)	Horn, Car.	2	18	9.0	18	0
11t)	*Joseph, Det.	2	9	4.5	9	0
11t)	Mathieu, N.O.	2	3	1.5	3	0

NFC / LEADERS IN SACKS

Rank	Player, Team	Sacks
1t)	Bosa, S.F. (DE)	9.5
1t)	Z. Smith, Min. (LB)	9.5
3)	Parsons, Dal. (LB)	8.0
4t)	Burns, Car. (DE)	7.0
4t)	Nwosu, Sea. (LB)	7.0
6)	Vea, T.B. (DT)	6.5
7t)	D. Davis, N.O. (LB)	6.0
7t)	Gary, G.B. (LB)	6.0
7t)	Hargrave, Phi. (NT)	6.0
7t)	Hunter, Min. (LB)	6.0
11t)	*Hutchinson, Det. (DE)	5.5
11t)	Jordan, N.O. (DE)	5.5
11t)	Payne, Was. (DT)	5.5
11t)	Reddick, Phi. (LB)	5.5
11t)	Watt, Ariz (DE)	5.5
16t)	Armstrong, Dal. (DE)	5.0
16t)	Donald, LA-R (DE)	5.0
16t)	Lawrence, Dal. (DE)	5.0
16t)	Lawrence, NY-G (NT)	5.0
16t)	D. White, T.B. (LB)	5.0
21t)	Allen, Was. (DT)	4.5
21t)	Jarrett, Atl. (DT)	4.5
23t)	Fowler, Dal. (DE)	4.0
23t)	Omenihu, S.F. (DE)	4.0
25t)	Allen, Ariz (DE)	3.5
25t)	Ebukam, S.F. (DE)	3.5
25t)	Onyemata, N.O. (DT)	3.5
25t)	P. Smith, G.B. (LB)	3.5
25t)	Tryon-Shoyinka, T.B. (LB)	3.5
25t)	Wonnum, Min. (LB)	3.5

WEEK 10 / THROUGH SUNDAY, NOVEMBER 13, 2022**NFC / FUMBLE RECOVERIES**

Rank	Player, Team	TotRec	OffRec	DefRec
1t)	Fields, Chi.	6	6	0
1t)	K. Murray, Ariz	6	6	0
3t)	Mariota, Atl.	4	4	0
3t)	Mayfield, Car.	4	4	0
3t)	Wentz, Was.	4	4	0
6)	Conner, Ariz	3	3	0
7t)	*Belton, NY-G	2	0	2
7t)	Bynum, Min.	2	0	2
7t)	Cook, Min.	2	2	0
7t)	*Covey, Phi.	2	2	0
7t)	Dalton, N.O.	2	2	0
7t)	Dwellely, S.F.	2	1	1
7t)	*Ebner, Chi.	2	2	0
7t)	Evans, Atl.	2	0	2
7t)	Gross-Matos, Car.	2	1	1
7t)	Hargrave, Phi.	2	0	2
7t)	Jackson, NY-G	2	0	2
7t)	M. Jackson, Sea.	2	0	2
7t)	A. Jones, G.B.	2	2	0
7t)	Lawrence, Dal.	2	1	1
7t)	McCloud, S.F.	2	2	0
7t)	Montgomery, Chi.	2	2	0
7t)	Murphy, Ariz	2	0	2
7t)	Patrick, Chi.	2	2	0
7t)	Powell, LA-R	2	2	0
7t)	Reagor, Min.	2	2	0
7t)	Reddick, Phi.	2	0	2
7t)	Sanders, Phi.	2	2	0
7t)	Stafford, LA-R	2	2	0
7t)	*Williams, Dal.	2	0	2
7t)	J. Winston, N.O.	2	2	0
7t)	*Woolen, Sea.	2	0	2

NFC / OFFENSIVE FUMBLE RECOVERIES

Rank	Player, Team	Ret	Yards	Avg	Long	TD
1t)	K. Murray, Ariz	6	0	0.0	0	0
1t)	Fields, Chi.	6	-2	-0.3	1	0
3t)	Mariota, Atl.	4	0	0.0	0	0
3t)	Mayfield, Car.	4	0	0.0	0	0
3t)	Wentz, Was.	4	0	0.0	0	0
6)	Conner, Ariz	3	0	0.0	0	0
7t)	*Ebner, Chi.	2	1	0.5	10	0
7t)	Cook, Min.	2	0	0.0	0	0
7t)	*Covey, Phi.	2	0	0.0	0	0
7t)	Dalton, N.O.	2	0	0.0	0	0
7t)	A. Jones, G.B.	2	0	0.0	0	0
7t)	McCloud, S.F.	2	0	0.0	0	0
7t)	Montgomery, Chi.	2	0	0.0	0	0
7t)	Reagor, Min.	2	0	0.0	0	0
7t)	Sanders, Phi.	2	0	0.0	0	0
7t)	Stafford, LA-R	2	0	0.0	0	0
7t)	J. Winston, N.O.	2	0	0.0	0	0
7t)	Patrick, Chi.	2	-6	-3.0	0	0
7t)	Powell, LA-R	2	-6	-3.0	0	0

NFC / DEFENSIVE FUMBLE RECOVERIES

Rank	Player, Team	Ret	Yards	Avg	Long	TD
1t)	Murphy, Ariz	2	59	29.5	59t	1
1t)	Bynum, Min.	2	55	27.5	40	0
1t)	Evans, Atl.	2	8	4.0	10	0
1t)	M. Jackson, Sea.	2	8	4.0	8	0
1t)	*Woolen, Sea.	2	7	3.5	7	0
1t)	*Belton, NY-G	2	3	1.5	3	0
1t)	Jackson, NY-G	2	1	0.5	1	0
1t)	Hargrave, Phi.	2	0	0.0	0	0
1t)	Reddick, Phi.	2	0	0.0	0	0
1t)	*Williams, Dal.	2	0	0.0	0	0

WEEK 10 / THROUGH SUNDAY, NOVEMBER 13, 2022

NFL / LEADING PASSERS

Player, Team	Att	Comp	Pct		Avg		Pct			Pct Rating	
			Comp	Yds	Gain	TD	TD	Long	Int	Int	Points
Tagovailoa, Mia.	248	176	71.0	2265	9.13	18	7.3	60t	3	1.2	118.4
G. Smith, Sea.	316	230	72.8	2474	7.83	17	5.4	54	4	1.3	108.0
Hurts, Phi.	239	163	68.2	2042	8.54	12	5.0	54	2	0.8	107.8
Mahomes, K.C.	366	245	66.9	2936	8.02	25	6.8	57	7	1.9	106.1
Burrow, Cin.	333	233	70.0	2535	7.61	18	5.4	60t	6	1.8	102.6
Garoppolo, S.F.	238	159	66.8	1931	8.11	11	4.6	57t	4	1.7	100.0
Allen, Buf.	341	220	64.5	2733	8.01	20	5.9	98t	10	2.9	96.6
Goff, Det.	301	192	63.8	2277	7.56	15	5.0	81	7	2.3	93.7
L. Jackson, Bal.	257	160	62.3	1768	6.88	16	6.2	75t	6	2.3	93.7
Aa. Rodgers, G.B.	337	219	65.0	2315	6.87	17	5.0	58t	7	2.1	93.0
Tannehill, Ten.	182	114	62.6	1352	7.43	8	4.4	63t	3	1.6	93.0
Jones, NY-G	237	156	65.8	1596	6.73	8	3.4	65t	2	0.8	92.7
Brady, T.B.	427	282	66.0	2805	6.57	12	2.8	51	2	0.5	91.9
Mariota, Atl.	231	143	61.9	1747	7.56	12	5.2	75t	7	3.0	89.9
Carr, L.V.	311	194	62.4	2128	6.84	13	4.2	60	5	1.6	89.8
Lawrence, Jac.	348	227	65.2	2334	6.71	13	3.7	49	6	1.7	89.7
Dalton, N.O.	217	141	65.0	1559	7.18	11	5.1	64	7	3.2	89.6
Herbert, LA-C	386	254	65.8	2450	6.35	14	3.6	54	6	1.6	89.0
Brissett, Cle.	290	185	63.8	2074	7.15	8	2.8	55	5	1.7	87.1
Cousins, Min.	354	227	64.1	2356	6.66	14	4.0	64	8	2.3	87.0
K. Murray, Ariz	360	240	66.7	2168	6.02	12	3.3	38t	6	1.7	86.9
Ryan, Ind.	325	224	68.9	2230	6.86	10	3.1	44	9	2.8	86.8
Fields, Chi.	207	122	58.9	1489	7.19	12	5.8	56	7	3.4	86.4
Prescott, Dal.	127	81	63.8	856	6.74	6	4.7	35t	4	3.1	85.9
Stafford, LA-R	285	195	68.4	1928	6.76	8	2.8	75t	8	2.8	84.9
Wentz, Was.	232	144	62.1	1489	6.42	10	4.3	75t	6	2.6	84.1
Mills, Hou.	295	184	62.4	1975	6.69	11	3.7	58	9	3.1	81.7
Wilson, Den.	270	155	57.4	1980	7.33	7	2.6	67t	5	1.9	81.4
Trubisky, Pit.	128	78	60.9	797	6.23	3	2.3	45	2	1.6	80.1
Rush, Dal.	156	90	57.7	1020	6.54	5	3.2	46	3	1.9	80.1
Mayfield, Car.	173	98	56.6	1117	6.46	6	3.5	75t	4	2.3	78.1
Flacco, NY-J	155	91	58.7	901	5.81	5	3.2	66t	3	1.9	77.9
Mac Jones, N.E.	168	111	66.1	1140	6.79	4	2.4	44t	7	4.2	76.0
Z. Wilson, NY-J	167	96	57.5	1202	7.20	4	2.4	79	5	3.0	75.5
*Pickett, Pit.	195	130	66.7	1161	5.95	2	1.0	36	8	4.1	68.8

NFL / LEADING PASSERS, RANKS

Player, Team	Att	Comp	Pct		Avg		Pct			Pct Rating	
			Comp	Yds	Gain	TD	TD	Long	Int	Int	Points
Tagovailoa, Mia.	19	17	2	11	1	3t	1		5t	4	1
G. Smith, Sea.	11	6	1	5	6	5t	7		9t	5	2
Hurts, Phi.	20	18	6	16	2	13t	11		1t	2	3
Mahomes, K.C.	3	3	7	1	4	1	2		23t	16	4
Burrow, Cin.	9	5	3	4	7	3t	6		17t	14	5
Garoppolo, S.F.	21	20	8	19	3	18t	14		9t	11	6
Allen, Buf.	7	10	18	3	5	2	4		35	27	7
Goff, Det.	13	14	21	10	8	8	12		23t	22	8
L. Jackson, Bal.	18	19	26	21	16	7	3		17t	23	9
Aa. Rodgers, G.B.	8	11	16	9	17	5t	10		23t	19	10
Tannehill, Ten.	28	28	23	27	10	23t	15		5t	9	11
Jones, NY-G	22	21	13	23	23	23t	23		1t	3	12
Brady, T.B.	1	1	12	2	27	13t	28		1t	1	13
Mariota, Atl.	24	24	28	22	9	13t	8		23t	29	14
Carr, L.V.	12	13	24	14	19	11t	17		13t	8	15
Lawrence, Jac.	6	7t	15	8	24	11t	19		17t	12t	16
Dalton, N.O.	25	25	17	24	14	18t	9		23t	32	17
Herbert, LA-C	2	2	14	6	31	9t	21		17t	6	18
Brissett, Cle.	15	15	20	15	15	23t	30		13t	12t	19
Cousins, Min.	5	7t	19	7	26	9t	18		30t	20	20
K. Murray, Ariz	4	4	9t	13	33	13t	24		17t	10	21
Ryan, Ind.	10	9	4	12	18	21t	27		33t	25	22
Fields, Chi.	26	27	30	25t	13	13t	5		23t	33	23
Prescott, Dal.	35	34	22	35	22	28t	13		9t	31	24
Stafford, LA-R	16	12	5	20	21	23t	29		30t	26	25
Wentz, Was.	23	23	27	25t	30	21t	16		17t	24	26
Mills, Hou.	14	16	25	18	25	18t	20		33t	30	27
Wilson, Den.	17	22	34	17	11	27	31		13t	15	28
Trubisky, Pit.	34	35	29	36	32	37t	34		1t	7	29
Rush, Dal.	32	33	32	32	28	30t	26		5t	17	30
Mayfield, Car.	29	30	35	31	29	28t	22		9t	21	31
Flacco, NY-J	33	32	31	33	35	30t	25		5t	18	32
Mac Jones, N.E.	30	29	11	30	20	34t	33		23t	35	33
Z. Wilson, NY-J	31	31	33	28	12	34t	32		13t	28	34
*Pickett, Pit.	27	26	9t	29	34	40	35		30t	34	35

WEEK 10 / THROUGH SUNDAY, NOVEMBER 13, 2022

NFL / FOURTH-QUARTER PASSING LEADERS

Rank	Player, Team	Att	Comp	Comp%	Yards	YPA	TD	TD%	Int	Int%	Rating
1)	Walker, Car.	26	18	69.2	280	10.77	2	7.7	0	0.0	130.3
2)	Tagovailoa, Mia.	48	31	64.6	455	9.48	4	8.3	0	0.0	123.2
3)	Mayfield, Car.	54	34	63.0	513	9.50	4	7.4	1	1.9	111.1
4)	G. Smith, Sea.	70	50	71.4	592	8.46	4	5.7	1	1.4	109.9
5)	Burrow, Cin.	82	55	67.1	613	7.48	6	7.3	1	1.2	108.4
6)	Hurts, Phi.	27	20	74.1	204	7.56	2	7.4	1	3.7	104.6
7)	Z. Wilson, NY-J	40	27	67.5	380	9.50	2	5.0	1	2.5	104.2
8)	Mariota, Atl.	58	35	60.3	497	8.57	4	6.9	1	1.7	103.9
9)	Trubisky, Pit.	29	17	58.6	201	6.93	2	6.9	0	0.0	102.8
10)	Bridgewater, Mia.	27	20	74.1	277	10.26	2	7.4	2	7.4	100.4
11)	Ryan, Ind.	94	63	67.0	697	7.41	5	5.3	2	2.1	97.7
12)	Goff, Det.	91	57	62.6	664	7.30	6	6.6	2	2.2	97.5
13)	Brady, T.B.	132	89	67.4	823	6.23	7	5.3	2	1.5	95.6
14)	J. Winston, N.O.	48	33	68.8	534	11.13	4	8.3	5	10.4	93.9
15)	Aa. Rodgers, G.B.	110	66	60.0	724	6.58	5	4.5	1	0.9	90.9
16)	Prescott, Dal.	25	15	60.0	146	5.84	1	4.0	0	0.0	89.8
17)	Garoppolo, S.F.	63	42	66.7	517	8.21	2	3.2	2	3.2	89.2
18)	Cousins, Min.	99	63	63.6	684	6.91	4	4.0	2	2.0	89.0
19)	Tannehill, Ten.	32	22	68.8	226	7.06	0	0.0	0	0.0	88.8
20)	Flacco, NY-J	61	38	62.3	367	6.02	3	4.9	1	1.6	88.6
21)	Heinicke, Was.	27	21	77.8	236	8.74	1	3.7	2	7.4	84.6
22)	Dalton, N.O.	68	45	66.2	470	6.91	3	4.4	3	4.4	82.4
23)	Rush, Dal.	54	30	55.6	289	5.35	3	5.6	1	1.9	81.5
24)	K. Murray, Ariz	117	73	62.4	638	5.45	4	3.4	2	1.7	81.1
25)	Lawrence, Jac.	93	55	59.1	534	5.74	4	4.3	3	3.2	76.2
26)	Carr, L.V.	96	50	52.1	659	6.86	4	4.2	3	3.1	75.0
27)	Herbert, LA-C	117	75	64.1	564	4.82	3	2.6	3	2.6	73.5
28)	Allen, Buf.	72	40	55.6	572	7.94	2	2.8	3	4.2	73.4
29)	Wentz, Was.	91	60	65.9	516	5.67	3	3.3	4	4.4	73.3
30)	Jones, NY-G	59	35	59.3	337	5.71	2	3.4	2	3.4	72.5
31)	Mahomes, K.C.	71	42	59.2	592	8.34	2	2.8	4	5.6	72.0
32)	Brissett, Cle.	79	48	60.8	563	7.13	1	1.3	3	3.8	70.8
33)	Stafford, LA-R	80	57	71.3	469	5.86	0	0.0	4	5.0	65.1
34)	Fields, Chi.	50	28	56.0	240	4.80	3	6.0	3	6.0	63.8
35)	Wilson, Den.	73	40	54.8	490	6.71	1	1.4	3	4.1	63.2
36)	Mills, Hou.	95	53	55.8	645	6.79	2	2.1	5	5.3	62.0
37)	Mac Jones, N.E.	40	25	62.5	249	6.23	0	0.0	2	5.0	59.3
38)	L. Jackson, Bal.	53	33	62.3	371	7.00	1	1.9	4	7.5	58.0
39)	*Zappe, N.E.	23	15	65.2	161	7.00	0	0.0	2	8.7	49.4
40)	*Pickett, Pit.	59	36	61.0	355	6.02	0	0.0	5	8.5	42.7

NFL / THIRD-DOWN PASSING LEADERS

Rank	Player, Team	Att	Comp	Comp%	Yards	YPA	TD	TD%	Int	Int%	Rating
1)	Tagovailoa, Mia.	64	49	76.6	681	10.64	9	14.1	0	0.0	149.8
2)	Burrow, Cin.	79	59	74.7	652	8.25	8	10.1	0	0.0	132.5
3)	Hurts, Phi.	46	31	67.4	439	9.54	3	6.5	0	0.0	119.7
4)	Mahomes, K.C.	82	54	65.9	952	11.61	7	8.5	3	3.7	118.5
5)	Goff, Det.	74	50	67.6	657	8.88	7	9.5	2	2.7	115.7
6)	G. Smith, Sea.	67	44	65.7	496	7.40	5	7.5	0	0.0	112.5
7)	Garoppolo, S.F.	63	40	63.5	530	8.41	5	7.9	1	1.6	109.9
8)	Allen, Buf.	67	39	58.2	665	9.93	5	7.5	3	4.5	98.2
9)	Stafford, LA-R	73	47	64.4	537	7.36	3	4.1	1	1.4	94.4
10)	Cousins, Min.	90	53	58.9	671	7.46	5	5.6	2	2.2	91.5
11)	Aa. Rodgers, G.B.	81	51	63.0	648	8.00	3	3.7	2	2.5	89.9
12)	Carr, L.V.	83	50	60.2	616	7.42	4	4.8	2	2.4	89.2
13)	Lawrence, Jac.	80	46	57.5	514	6.43	4	5.0	1	1.3	88.2
14)	Wilson, Den.	78	44	56.4	687	8.81	3	3.8	2	2.6	87.9
15)	Wentz, Was.	59	36	61.0	373	6.32	4	6.8	2	3.4	87.7
16)	Jones, NY-G	78	49	62.8	528	6.77	2	2.6	1	1.3	85.8
17)	Ryan, Ind.	79	57	72.2	507	6.42	3	3.8	3	3.8	85.8
18)	K. Murray, Ariz	81	42	51.9	419	5.17	7	8.6	2	2.5	85.4
19)	Herbert, LA-C	101	63	62.4	678	6.71	3	3.0	2	2.0	83.7
20)	Fields, Chi.	60	37	61.7	492	8.20	3	5.0	3	5.0	83.5
21)	Brady, T.B.	106	62	58.5	638	6.02	3	2.8	1	0.9	81.4
22)	Brissett, Cle.	80	49	61.3	639	7.99	1	1.3	2	2.5	80.2
23)	Tannehill, Ten.	57	31	54.4	336	5.89	2	3.5	1	1.8	76.4
24)	Mariota, Atl.	63	36	57.1	405	6.43	2	3.2	2	3.2	73.8
25)	L. Jackson, Bal.	66	33	50.0	356	5.39	5	7.6	3	4.5	72.5
26)	Dalton, N.O.	62	41	66.1	440	7.10	2	3.2	4	6.5	70.6
27)	Rush, Dal.	45	20	44.4	247	5.49	1	2.2	1	2.2	60.1
28)	*Pickett, Pit.	48	29	60.4	278	5.79	0	0.0	2	4.2	59.2
29)	Z. Wilson, NY-J	49	24	49.0	289	5.90	3	6.1	4	8.2	53.9
30)	Mills, Hou.	79	41	51.9	475	6.01	2	2.5	5	6.3	52.5

WEEK 10 / THROUGH SUNDAY, NOVEMBER 13, 2022**NFL / LEADING RUSHERS**

Rank	Player, Team	Att	Yards	Avg	Long	TD
1)	Barkley, NY-G	198	931	4.7	68	6
2)	Henry, Ten.	202	923	4.6	56	9
3)	Chubb, Cle.	160	904	5.7	41t	11
4)	Jacobs, L.V.	159	821	5.2	43	7
5)	*Pierce, Hou.	165	772	4.7	75t	3
6)	Fields, Chi. (QB)	104	749	7.2	67t	6
7)	A. Jones, G.B.	131	738	5.6	36	2
8)	Cook, Min.	145	727	5.0	81t	6
9)	Etienne, Jac.	131	725	5.5	49	4
10)	Sanders, Phi.	131	656	5.0	35	6
11)	Herbert, Chi.	108	643	6.0	63	4
12)	J. Wilson, S.F.-Mia.	118	638	5.4	41	3
13)	L. Jackson, Bal. (QB)	86	635	7.4	79t	2
14)	Pollard, Dal.	103	621	6.0	57t	6
15)	Stevenson, N.E.	129	618	4.8	49	4
16)	Taylor, Ind.	129	609	4.7	66t	2
17)	Jama. Williams, Det.	142	604	4.3	51t	9
18)	*Walker, Sea.	121	587	4.9	74t	7
19)	Mixon, Cin.	151	585	3.9	31	6
20)	McCaffrey, Car.-S.F.	125	563	4.5	49	4
21)	Mostert, Mia.	118	543	4.6	25	3
22)	Allen, Buf. (QB)	68	476	7.0	36t	4
23)	Kamara, N.O.	112	469	4.2	27	1
24)	*Bre. Hall, NY-J	80	463	5.8	62t	4
25)	Fournette, T.B.	135	462	3.4	17	3
26)	Harris, Pit.	128	460	3.6	36	1
27)	Dillon, G.B.	111	454	4.1	27	1
28)	Ekeler, LA-C	104	451	4.3	71	6
29t)	*Allgeier, Atl.	102	443	4.3	44	1
29t)	Elliott, Dal.	109	443	4.1	27	4

NFL / THIRD-AND-ONE RUSHING LEADERS

Rank	Player, Team	Att	FD	Pct
1t)	*R. White, T.B.	8	8	100.0
1t)	Brissett, Cle.	7	7	100.0
1t)	Allen, Buf.	6	6	100.0
1t)	Fields, Chi.	6	6	100.0
1t)	Hill, N.O.	6	6	100.0
1t)	Michel, LA-C	4	4	100.0
1t)	*Robinson, Was.	4	4	100.0
1t)	C. Akers, LA-R	3	3	100.0
1t)	*Allgeier, Atl.	3	3	100.0
1t)	Breida, NY-G	3	3	100.0
1t)	Burrow, Cin.	3	3	100.0
1t)	Cousins, Min.	3	3	100.0
1t)	Ingram, N.O.	3	3	100.0
1t)	Jacobs, L.V.	3	3	100.0
1t)	Jones, NY-G	3	3	100.0
1t)	*Pickett, Pit.	3	3	100.0
1t)	Prescott, Dal.	3	3	100.0
1t)	D. Watt, Pit.	3	3	100.0
19)	Elliott, Dal.	9	8	88.9
20)	Mixon, Cin.	6	5	83.3
21)	Hurts, Phi.	11	9	81.8
22t)	Conner, Ariz	10	8	80.0
22t)	Garoppolo, S.F.	5	4	80.0
22t)	L. Jackson, Bal.	5	4	80.0
22t)	Lawrence, Jac.	5	4	80.0
26t)	Dillon, G.B.	4	3	75.0
26t)	Patterson, Atl.	4	3	75.0
26t)	Pollard, Dal.	4	3	75.0
26t)	Ricard, Bal.	4	3	75.0
26t)	Stevenson, N.E.	4	3	75.0
31)	Henry, Ten.	6	4	66.7
32t)	Etienne, Jac.	8	5	62.5
32t)	*Walker, Sea.	8	5	62.5
34)	Mariota, Atl.	5	3	60.0
35)	Taylor, Ind.	7	4	57.1
36)	*Pierce, Hou.	9	5	55.6
37t)	Ekeler, LA-C	6	3	50.0
37t)	Sanders, Phi.	4	2	50.0
39)	Fournette, T.B.	9	4	44.4

WEEK 10 / THROUGH SUNDAY, NOVEMBER 13, 2022**NFL / LEADERS IN RECEPTIONS**

Rank	Player, Team	Rec	Yards	Avg	Long	TD
1)	Hill, Mia.	81	1148	14.2	64	4
2)	Kupp, LA-R	75	812	10.8	75t	6
3)	Diggs, Buf.	72	985	13.7	53t	7
4)	Jefferson, Min.	69	1060	15.4	64	4
5)	Ekeler, LA-C (RB)	67	420	6.3	23	4
6)	Kelce, K.C. (TE)	63	740	11.7	46	8
7)	Pittman, Ind.	61	603	9.9	28	1
8)	Adams, L.V.	57	784	13.8	58t	8
9)	Lockett, Sea.	54	640	11.9	40t	5
10)	Lamb, Dal.	53	706	13.3	35t	5
11)	Kirk, Jac.	52	679	13.1	49	7
12)	Waddle, Mia.	51	878	17.2	59	6
13t)	Evans, T.B.	49	671	13.7	51	3
13t)	St. Brown, Det.	49	518	10.6	49	3
15t)	Metcalf, Sea.	48	581	12.1	54	4
15t)	Godwin, T.B.	48	475	9.9	44	1
17t)	Chase, Cin.	47	605	12.9	60t	6
17t)	D. Johnson, Pit.	47	435	9.3	36	0
17t)	Z. Jones, Jac.	47	417	8.9	22	1
17t)	Ertz, Ariz (TE)	47	406	8.6	32	4
17t)	McCaffrey, Car.-S.F. (RB)	47	395	8.4	49	2
22t)	*Olave, N.O.	46	658	14.3	51	2
22t)	Smith-Schuster, K.C.	46	615	13.4	53	2
24)	Samuel, Was.	45	455	10.1	49t	3
25t)	Aiyuk, S.F.	44	567	12.9	34t	4
25t)	Higbee, LA-R (TE)	44	385	8.8	26	0
27t)	Brown, Phi.	43	718	16.7	54	6
27t)	M. Brown, Ariz	43	485	11.3	26	3
27t)	Thielen, Min.	43	467	10.9	36	2
27t)	Fournette, T.B. (RB)	43	315	7.3	25	3

NFL / RECEIVING YARDAGE LEADERS

Rank	Player, Team	Yards	Rec	Avg	Long	TD
1)	Hill, Mia.	1148	81	14.2	64	4
2)	Jefferson, Min.	1060	69	15.4	64	4
3)	Diggs, Buf.	985	72	13.7	53t	7
4)	Waddle, Mia.	878	51	17.2	59	6
5)	Kupp, LA-R	812	75	10.8	75t	6
6)	Adams, L.V.	784	57	13.8	58t	8
7)	Kelce, K.C. (TE)	740	63	11.7	46	8
8)	Brown, Phi.	718	43	16.7	54	6
9)	Lamb, Dal.	706	53	13.3	35t	5
10)	Kirk, Jac.	679	52	13.1	49	7
11)	Evans, T.B.	671	49	13.7	51	3
12)	*Olave, N.O.	658	46	14.3	51	2
13)	Lockett, Sea.	640	54	11.9	40t	5
14)	Smith-Schuster, K.C.	615	46	13.4	53	2
15)	McLaurin, Was.	609	38	16.0	49t	2
16)	Chase, Cin.	605	47	12.9	60t	6
17)	Pittman, Ind.	603	61	9.9	28	1
18)	Cooper, Cle.	585	42	13.9	55	5
19)	Metcalf, Sea.	581	48	12.1	54	4
20)	Aiyuk, S.F.	567	44	12.9	34t	4
21)	Higgins, Cin.	564	41	13.8	59t	3
22)	Davis, Buf.	544	24	22.7	98t	5
23)	Boyd, Cin.	537	37	14.5	60t	4
24)	Sutton, Den.	533	41	13.0	51	1
25t)	Goedert, Phi. (TE)	521	40	13.0	31	2
25t)	*G. Wilson, NY-J	521	42	12.4	54	2
27)	St. Brown, Det.	518	49	10.6	49	3
28)	Peoples-Jones, Cle.	516	35	14.7	42	0
29)	Hockenson, Det.-Min. (TE)	510	42	12.1	81	3
30)	Williams, LA-C	495	37	13.4	50	3

WEEK 10 / THROUGH SUNDAY, NOVEMBER 13, 2022**NFL / THIRD-DOWN RECEIVING LEADERS**

Rank	Player, Team	Rec	Yards	Avg	Long	TD
1)	*Olave, N.O.	19	237	12.5	49	2
2)	Hill, Mia.	18	299	16.6	60t	3
3)	Waddle, Mia.	17	249	14.6	45	1
4)	Pittman, Ind.	16	131	8.2	15	0
5t)	Jefferson, Min.	15	312	20.8	47	1
5t)	Kupp, LA-R	15	226	15.1	75t	2
5t)	Kelce, K.C. (TE)	15	197	13.1	29	2
5t)	Chase, Cin.	15	147	9.8	23	1
9t)	Sutton, Den.	14	205	14.6	35	1
9t)	St. Brown, Det.	14	184	13.1	49	2
9t)	Al. Robinson, LA-R	14	138	9.9	29	1
9t)	Hurst, Cin. (TE)	14	113	8.1	20	1
13t)	Adams, L.V.	13	246	18.9	48t	2
13t)	Cooper, Cle.	13	213	16.4	53	1
13t)	*G. Wilson, NY-J	13	198	15.2	54	2
13t)	Evans, T.B.	13	185	14.2	41	0
13t)	Samuel, Was.	13	134	10.3	26	1
13t)	Conklin, NY-J (TE)	13	131	10.1	18	3
13t)	Ekeler, LA-C (RB)	13	62	4.8	14	0
20t)	Brown, Phi.	12	197	16.4	54	3
20t)	Hockenson, Det.-Min. (TE)	12	186	15.5	58	1
20t)	Meyers, N.E.	12	169	14.1	27	0
20t)	Everett, LA-C (TE)	12	153	12.8	25	1
20t)	Lockett, Sea.	12	123	10.3	17	1
20t)	McCaffrey, Car.-S.F. (RB)	12	78	6.5	13t	2
26t)	Smith-Schuster, K.C.	11	247	22.5	53	2
26t)	Jeudy, Den.	11	239	21.7	67t	1
26t)	Peoples-Jones, Cle.	11	185	16.8	42	0
26t)	Moore, Car.	11	130	11.8	29	0
26t)	Njoku, Cle. (TE)	11	117	10.6	33	0
26t)	Carter, LA-C	11	107	9.7	23	0
26t)	Ertz, Ariz (TE)	11	85	7.7	16	2
26t)	Burkhead, Hou. (RB)	11	71	6.5	13	0
26t)	McKissic, Was. (RB)	11	60	5.5	13	0

WEEK 10 / THROUGH SUNDAY, NOVEMBER 13, 2022**NFL / LEADING SCORERS, NONKICKERS**

Rank	Player, Team	TD	Rush	Rec	Ret	X2	Pts
1)	Chubb, Cle. (RB)	11	11	0	0	1	68
2)	Ekeler, LA-C (RB)	10	6	4	0	0	60
3)	Jama. Williams, Det. (RB)	9	9	0	0	1	56
4)	Henry, Ten. (RB)	9	9	0	0	0	54
5)	Kelce, K.C. (TE)	8	0	8	0	1	50
6t)	Adams, L.V. (WR)	8	0	8	0	0	48
6t)	Mixon, Cin. (RB)	8	6	2	0	0	48
8t)	Cook, Min. (RB)	7	6	1	0	0	42
8t)	Diggs, Buf. (WR)	7	0	7	0	0	42
8t)	Jacobs, L.V. (RB)	7	7	0	0	0	42
8t)	Kirk, Jac. (WR)	7	0	7	0	0	42
8t)	Kupp, LA-R (WR)	7	1	6	0	0	42
8t)	*Walker, Sea. (RB)	7	7	0	0	0	42
14t)	Barkley, NY-G (RB)	6	6	0	0	1	38
14t)	Hurts, Phi. (QB)	6	6	0	0	1	38
16t)	Brown, Phi. (WR)	6	0	6	0	0	36
16t)	Chase, Cin. (WR)	6	0	6	0	0	36
16t)	Edwards-Helaire, K.C. (RB)	6	3	3	0	0	36
16t)	Fields, Chi. (QB)	6	6	0	0	0	36
16t)	Fournette, T.B. (RB)	6	3	3	0	0	36
16t)	Hardman, K.C. (WR)	6	2	4	0	0	36
16t)	Hill, N.O. (TE)	6	5	1	0	0	36
16t)	McCaffrey, Car.-S.F. (RB)	6	4	2	0	0	36
16t)	Pollard, Dal. (RB)	6	6	0	0	0	36
16t)	Sanders, Phi. (RB)	6	6	0	0	0	36
16t)	Waddle, Mia. (WR)	6	0	6	0	0	36
27)	Jefferson, Min. (WR)	5	1	4	0	1	32
28t)	Andrews, Bal. (TE)	5	0	5	0	0	30
28t)	Cooper, Cle. (WR)	5	0	5	0	0	30
28t)	Davis, Buf. (WR)	5	0	5	0	0	30
28t)	Duvernay, Bal. (WR)	5	1	3	1	0	30
28t)	*Bre. Hall, NY-J (RB)	5	4	1	0	0	30
28t)	Herbert, Chi. (RB)	5	4	1	0	0	30
28t)	A. Jones, G.B. (RB)	5	2	3	0	0	30
28t)	Kmet, Chi. (TE)	5	0	5	0	0	30
28t)	Lamb, Dal. (WR)	5	0	5	0	0	30
28t)	Lazard, G.B. (WR)	5	0	5	0	0	30
28t)	Lockett, Sea. (WR)	5	0	5	0	0	30
28t)	Patterson, Atl. (RB)	5	5	0	0	0	30
28t)	Robinson, Jac.-NY-J (RB)	5	3	2	0	0	30
28t)	Stevenson, N.E. (RB)	5	4	1	0	0	30

WEEK 10 / THROUGH SUNDAY, NOVEMBER 13, 2022**NFL / LEADING SCORERS, KICKERS**

Rank	Player, Team	PAT	FG	Pct	Long	Pts
1)	Myers, Sea.	26/27	19/20	.950	56	83
2t)	Succop, T.B.	13/13	22/25	.880	54	79
2t)	Tucker, Bal.	25/26	18/20	.900	58	79
4)	Folk, N.E.	20/20	19/21	.905	52	77
5)	Bass, Buf.	29/29	15/18	.833	51	74
6t)	Carlson, L.V.	17/18	18/18	1.000	55	71
6t)	Gano, NY-G	17/17	18/20	.900	56	71
8t)	Koo, Atl.	22/24	16/20	.800	54	70
8t)	Pineiro, Car.	16/18	18/20	.900	54	70
10)	Zuerlein, NY-J	20/21	16/19	.842	57	68
11)	Maher, Dal.	22/23	15/17	.882	54	67
12t)	Lutz, N.O.	21/21	15/20	.750	60	66
12t)	J. Sanders, Mia.	27/30	13/17	.765	49	66
14t)	Fairbairn, Hou.	14/14	17/19	.895	55	65
14t)	*York, Cle.	20/22	15/19	.789	58	65
16)	Patterson, Jac.	20/21	14/18	.778	52	62
17)	Joseph, Min.	21/25	13/18	.722	56	60
18t)	Gould, S.F.	20/21	13/16	.813	51	59
18t)	Santos, Chi.	17/20	14/14	1.000	51	59
20t)	McLaughlin, Ind.	9/ 9	16/19	.842	52	57
20t)	McManus, Den.	9/11	16/20	.800	55	57
22)	McPherson, Cin.	23/25	11/15	.733	59	56
23t)	Bullock, Ten.	19/19	11/13	.846	48	52
23t)	Gay, LA-R	16/16	12/13	.923	57	52
25)	Crosby, G.B.	21/21	10/13	.769	48	51
26)	Boswell, Pit.	9/ 9	12/16	.750	59	45
27)	Elliott, Phi.	23/24	6/ 8	.750	51	41
28t)	Hopkins, LA-C	12/12	9/10	.900	43	39
28t)	Slye, Was.	12/13	9/11	.818	50	39
30)	Badgley, Chi.-Det.	8/ 8	9/ 9	1.000	53	35
31)	Prater, Ariz	9/ 9	8/ 8	1.000	49	33
32)	Butker, K.C.	15/17	5/ 8	.625	62	30
33)	*Dicker, Phi.-LA-C	5/ 5	7/ 7	1.000	47	26
34)	Wright, K.C.-Pit.	10/10	5/ 8	.625	59	25
35)	Seibert, Det.	12/12	3/ 5	.600	48	21
36)	Ammendola, K.C.-Ariz	5/ 7	5/ 7	.714	31	20
37)	Blankenship, Ind.-Ariz	4/ 5	4/ 5	.800	50	16
38)	Bertolet, Car.-LA-C	6/ 6	3/ 3	1.000	28	15
39)	Vizcaino, N.E.-Ariz	3/ 3	2/ 2	1.000	46	9
40)	*Sciba, Pit.	1/ 1	2/ 2	1.000	38	7
41)	Eberle, Det.	2/ 4	1/ 1	1.000	49	5
42t)	Reid, K.C.	1/ 2	0/ 0	---	--	1
42t)	Wishnowsky, S.F.	1/ 2	0/ 0	---	--	1

NFL / TOUCHBACKS ON KICKOFFS

Rank	Player, Team	TB
1)	J. Sanders, Mia.	42
2)	Maher, Dal.	40
3)	Tucker, Bal.	39
4)	McPherson, Cin.	37
5)	Pinion, Atl.	35
6)	Carlson, L.V.	33
7)	Slye, Was.	32
8t)	Gano, NY-G	31
8t)	Myers, Sea.	31
10t)	Lutz, N.O.	30
10t)	*York, Cle.	30
12t)	Bailey, N.E.	28
12t)	Elliott, Phi.	28
12t)	Gay, LA-R	28
15t)	Patterson, Jac.	27
15t)	Pineiro, Car.	27
15t)	Santos, Chi.	27
18)	Joseph, Min.	26
19)	Zuerlein, NY-J	25
20)	Bass, Buf.	24
21)	McManus, Den.	23
22)	Bullock, Ten.	22
23t)	*Camarda, T.B.	20
23t)	Gould, S.F.	20
25)	Fairbairn, Hou.	18
26t)	Blankenship, Ind.-Ariz	17
26t)	Hopkins, LA-C	17
28)	McLaughlin, Ind.	15
29)	Fox, Det.	14
30)	Boswell, Pit.	13
31t)	Ammendola, K.C.-Ariz	12
31t)	Prater, Ariz	12

WEEK 10 / THROUGH SUNDAY, NOVEMBER 13, 2022**NFL / MOST YARDS FROM SCRIMMAGE**

Rank	Player, Team	Total			Rushing			Receiving		
		Yards	Att+Rec	Avg	Yards	Att	Avg	Yards	Rec	Avg
1)	Hill, Mia. (WR)	1173	86	13.6	25	5	5.0	1148	81	14.2
2)	Barkley, NY-G (RB)	1128	227	5.0	931	198	4.7	197	29	6.8
3)	Henry, Ten. (RB)	1077	218	4.9	923	202	4.6	154	16	9.6
4)	Jefferson, Min. (WR)	1073	71	15.1	13	2	6.5	1060	69	15.4
5)	Jacobs, L.V. (RB)	1021	190	5.4	821	159	5.2	200	31	6.5
6)	Chubb, Cle. (RB)	992	173	5.7	904	160	5.7	88	13	6.8
7)	Diggs, Buf. (WR)	985	72	13.7	0	0	---	985	72	13.7
8)	A. Jones, G.B. (RB)	966	165	5.9	738	131	5.6	228	34	6.7
9)	McCaffrey, Car.-S.F. (RB)	958	172	5.6	563	125	4.5	395	47	8.4
10)	Etienne, Jac. (RB)	927	153	6.1	725	131	5.5	202	22	9.2
11)	*Pierce, Hou. (RB)	898	187	4.8	772	165	4.7	126	22	5.7
12)	Waddle, Mia. (WR)	895	53	16.9	17	2	8.5	878	51	17.2
13)	Cook, Min. (RB)	873	167	5.2	727	145	5.0	146	22	6.6
14)	Ekeler, LA-C (RB)	871	171	5.1	451	104	4.3	420	67	6.3
15)	Kupp, LA-R (WR)	864	84	10.3	52	9	5.8	812	75	10.8
16)	Mixon, Cin. (RB)	857	189	4.5	585	151	3.9	272	38	7.2
17)	Stevenson, N.E. (RB)	845	164	5.2	618	129	4.8	227	35	6.5
18)	Kamara, N.O. (RB)	807	151	5.3	469	112	4.2	338	39	8.7
19)	Adams, L.V. (WR)	783	60	13.1	-1	3	-0.3	784	57	13.8
20)	Fournette, T.B. (RB)	777	178	4.4	462	135	3.4	315	43	7.3
21)	J. Wilson, S.F.-Mia. (RB)	774	133	5.8	638	118	5.4	136	15	9.1
22)	Pollard, Dal. (RB)	755	118	6.4	621	103	6.0	134	15	8.9
23)	Fields, Chi. (QB)	749	104	7.2	749	104	7.2	0	0	---
24)	Kelce, K.C. (TE)	745	65	11.5	5	2	2.5	740	63	11.7
25t)	Brown, Phi. (WR)	718	43	16.7	0	0	---	718	43	16.7
25t)	Lamb, Dal. (WR)	718	58	12.4	12	5	2.4	706	53	13.3
27)	Herbert, Chi. (RB)	705	114	6.2	643	108	6.0	62	6	10.3
28)	Sanders, Phi. (RB)	698	142	4.9	656	131	5.0	42	11	3.8
29)	Taylor, Ind. (RB)	696	147	4.7	609	129	4.7	87	18	4.8
30)	Kirk, Jac. (WR)	691	55	12.6	12	3	4.0	679	52	13.1

NFL / LEADERS IN FIRST DOWNS

Rank	Player, Team	Rush	Rec	Tot
1)	Jacobs, L.V. (RB)	50	10	60
2)	Hill, Mia. (WR)	2	52	54
3)	*Pierce, Hou. (RB)	46	6	52
4t)	A. Jones, G.B. (RB)	37	12	49
4t)	Kelce, K.C. (TE)	1	48	49
6t)	Fields, Chi. (QB)	48	0	48
6t)	McCaffrey, Car.-S.F. (RB)	30	18	48
8t)	Etienne, Jac. (RB)	36	10	46
8t)	Kupp, LA-R (WR)	4	42	46
8t)	Mixon, Cin. (RB)	35	11	46
11t)	Chubb, Cle. (RB)	41	4	45
11t)	Diggs, Buf. (WR)	0	45	45
11t)	Henry, Ten. (RB)	41	4	45
11t)	Jefferson, Min. (WR)	2	43	45
15)	Ekeler, LA-C (RB)	20	24	44
16)	Barkley, NY-G (RB)	39	4	43
17t)	Cook, Min. (RB)	33	9	42
17t)	Fournette, T.B. (RB)	27	15	42
17t)	Waddle, Mia. (WR)	0	42	42
20t)	Stevenson, N.E. (RB)	32	9	41
20t)	Jama. Williams, Det. (RB)	38	3	41
22)	Lamb, Dal. (WR)	1	37	38
23)	L. Jackson, Bal. (QB)	37	0	37
24)	Kirk, Jac. (WR)	0	36	36
25t)	Allen, Buf. (QB)	35	0	35
25t)	J. Wilson, S.F.-Mia. (RB)	30	5	35
27t)	Adams, L.V. (WR)	0	34	34
27t)	Chase, Cin. (WR)	0	34	34
27t)	Evans, T.B. (WR)	0	34	34
27t)	Gibson, Was. (RB)	21	13	34
27t)	Sanders, Phi. (RB)	33	1	34

WEEK 10 / THROUGH SUNDAY, NOVEMBER 13, 2022

NFL / LEADING PUNTERS

Rank	Player, Team	No	Yards	Lg	Avg	TB	Blk	Dwn	OB	Opp Ret	In Yds	Net 20	Avg
1)	*Stonehouse, Ten.	51	2711	74	53.2	5	0	6	1	31	303	20	45.3
2)	A. Cole, L.V.	30	1542	67	51.4	0	0	6	2	15	174	15	45.6
3)	Townsend, K.C.	27	1379	74	51.1	3	0	5	0	10	65	11	46.4
4)	Cooke, Jac.	35	1741	63	49.7	4	0	4	1	21	145	11	43.3
5)	Dixon, LA-R	40	1989	64	49.7	1	2	2	5	24	246	8	41.0
6)	Dickson, Sea.	35	1730	68	49.4	2	0	4	4	17	107	13	45.2
7)	Hekker, Car.	50	2455	68	49.1	3	0	6	3	23	221	21	43.5
8)	*Camarda, T.B.	46	2255	74	49.0	6	0	3	9	15	120	16	43.8
9)	*Stout, Bal.	29	1415	69	48.8	4	0	2	2	13	121	11	41.9
10)	Johnston, Hou.	44	2143	67	48.7	3	0	5	2	23	189	21	43.0
11)	Gillan, NY-G	39	1899	69	48.7	6	0	3	4	16	182	11	40.9
12)	Fox, Det.	28	1363	63	48.7	1	0	4	1	17	229	6	39.8
13)	Anger, Dal.	40	1943	83	48.6	5	0	3	1	18	144	16	42.5
14)	Gillikin, N.O.	41	1972	63	48.1	4	0	2	6	14	143	14	42.7
15)	Way, Was.	50	2401	68	48.0	3	0	9	3	19	115	22	44.5
16)	Mann, NY-J	43	2049	72	47.7	4	0	6	6	19	141	13	42.5
17)	*Gill, Chi.	36	1714	62	47.6	3	1	3	1	17	149	10	40.7
18)	Bojorquez, Cle.	26	1223	76	47.0	3	0	5	7	10	160	11	38.6
19)	Lee, Ariz	41	1920	65	46.8	4	0	2	3	25	233	8	39.2
20)	Pinion, Atl.	39	1825	73	46.8	1	0	7	3	17	208	12	40.9
21)	*Wright, Min.	41	1908	73	46.5	0	0	4	4	21	132	19	43.3
22)	Siposs, Phi.	31	1434	59	46.3	3	0	7	1	13	82	13	41.7
23)	Waitman, Den.	54	2476	58	45.9	4	0	8	1	23	191	19	40.8
24)	Morstead, Mia.	31	1416	66	45.7	1	0	6	1	15	133	14	40.7
25)	O'Donnell, G.B.	38	1706	72	44.9	1	1	5	4	15	152	20	39.3
26)	Harvin, Pit.	43	1902	69	44.2	2	0	5	4	16	86	12	41.3
27)	Haack, Ind.	44	1941	70	44.1	2	1	7	7	15	107	19	39.9
28)	Scott, LA-C	37	1608	54	43.5	1	0	6	2	12	36	14	41.9
29)	Huber, Cin.	31	1340	63	43.2	1	0	3	3	11	160	9	37.4
30)	Wishnowsky, S.F.	31	1330	74	42.9	3	0	10	5	7	57	17	39.1
31)	Bailey, N.E.	37	1557	62	42.1	5	0	3	5	16	152	12	35.3

NFL / LEADING PUNTERS, NET AVERAGE

Rank	Player, Team	No	Yards	Lg	Avg	TB	Blk	Dwn	OB	Opp Ret	In Yds	Net 20	Avg
1)	Townsend, K.C.	27	1379	74	51.1	3	0	5	0	10	65	11	46.4
2)	A. Cole, L.V.	30	1542	67	51.4	0	0	6	2	15	174	15	45.6
3)	*Stonehouse, Ten.	51	2711	74	53.2	5	0	6	1	31	303	20	45.3
4)	Dickson, Sea.	35	1730	68	49.4	2	0	4	4	17	107	13	45.2
5)	Way, Was.	50	2401	68	48.0	3	0	9	3	19	115	22	44.5
6)	*Camarda, T.B.	46	2255	74	49.0	6	0	3	9	15	120	16	43.8
7)	Hekker, Car.	50	2455	68	49.1	3	0	6	3	23	221	21	43.5
8)	*Wright, Min.	41	1908	73	46.5	0	0	4	4	21	132	19	43.3
9)	Cooke, Jac.	35	1741	63	49.7	4	0	4	1	21	145	11	43.3
10)	Johnston, Hou.	44	2143	67	48.7	3	0	5	2	23	189	21	43.0
11)	Gillikin, N.O.	41	1972	63	48.1	4	0	2	6	14	143	14	42.7
12)	Mann, NY-J	43	2049	72	47.7	4	0	6	6	19	141	13	42.5
13)	Anger, Dal.	40	1943	83	48.6	5	0	3	1	18	144	16	42.5
14)	Scott, LA-C	37	1608	54	43.5	1	0	6	2	12	36	14	41.9
15)	*Stout, Bal.	29	1415	69	48.8	4	0	2	2	13	121	11	41.9
16)	Siposs, Phi.	31	1434	59	46.3	3	0	7	1	13	82	13	41.7
17)	Harvin, Pit.	43	1902	69	44.2	2	0	5	4	16	86	12	41.3
18)	Dixon, LA-R	40	1989	64	49.7	1	2	2	5	24	246	8	41.0
19t)	Gillan, NY-G	39	1899	69	48.7	6	0	3	4	16	182	11	40.9
19t)	Pinion, Atl.	39	1825	73	46.8	1	0	7	3	17	208	12	40.9
21)	Waitman, Den.	54	2476	58	45.9	4	0	8	1	23	191	19	40.8
22)	Morstead, Mia.	31	1416	66	45.7	1	0	6	1	15	133	14	40.7
23)	*Gill, Chi.	36	1714	62	47.6	3	1	3	1	17	149	10	40.7
24)	Haack, Ind.	44	1941	70	44.1	2	1	7	7	15	107	19	39.9
25)	Fox, Det.	28	1363	63	48.7	1	0	4	1	17	229	6	39.8
26)	O'Donnell, G.B.	38	1706	72	44.9	1	1	5	4	15	152	20	39.3
27)	Lee, Ariz	41	1920	65	46.8	4	0	2	3	25	233	8	39.2
28)	Wishnowsky, S.F.	31	1330	74	42.9	3	0	10	5	7	57	17	39.1
29)	Bojorquez, Cle.	26	1223	76	47.0	3	0	5	7	10	160	11	38.6
30)	Huber, Cin.	31	1340	63	43.2	1	0	3	3	11	160	9	37.4
31)	Bailey, N.E.	37	1557	62	42.1	5	0	3	5	16	152	12	35.3

WEEK 10 / THROUGH SUNDAY, NOVEMBER 13, 2022**NFL / PUNT RETURN LEADERS**

Rank	Player, Team	Ret	FC	Yards	Avg	Long	TD
1)	A. Williams, Atl.	13	9	248	19.1	56	0
2)	Duvernay, Bal.	11	10	166	15.1	46	0
3)	Turpin, Dal.	15	13	202	13.5	52	0
4)	*Mar. Jones, N.E.	13	3	174	13.4	32	0
5)	Taylor, Cin.	18	11	237	13.2	27	0
6)	McCloud, S.F.	18	14	197	10.9	35	0
7)	Darden, T.B.	27	15	286	10.6	24	0
8)	Carter, LA-C	12	8	127	10.6	19	0
9)	Hines, Ind.-Buf.	15	5	154	10.3	24	0
10)	Coutee, Ind.	13	5	114	8.8	19	0
11)	*Washington, Den.	21	7	181	8.6	30	0
12)	Powell, LA-R	14	11	118	8.4	22	0
13)	S. Smith, Car.	16	5	130	8.1	22	0
14)	Milne, Was.	25	11	199	8.0	19	0
15)	Agnew, Jac.	14	8	99	7.1	19	0
16)	James, NY-G	15	9	106	7.1	22	0
17)	Reagor, Min.	17	8	120	7.1	25	0
18)	*Moore, K.C.	12	4	84	7.0	15	0
19)	Am. Rodgers, G.B.	20	15	139	7.0	20	0
20)	King, Hou.	13	12	90	6.9	31	0
21)	*Covey, Phi.	17	8	112	6.6	15	0
22)	Dortch, Ariz	21	3	129	6.1	18	0

NFL / KICKOFF RETURN LEADERS

Rank	Player, Team	Ret	Yards	Avg	Long	TD
1)	*Mar. Jones, N.E.	14	340	24.3	37	0
2)	Turpin, Dal.	11	265	24.1	63	0
3)	Nwangwu, Min.	17	406	23.9	39	0
4)	Berrios, NY-J	13	309	23.8	42	0
5)	*Pacheco, K.C.	19	415	21.8	48	0
6)	Rodgers, Ind.	13	283	21.8	34	0
7)	Brightwell, NY-G	12	261	21.8	47	0
8)	*Haskins, Ten.	15	325	21.7	37	0
9)	Milne, Was.	12	246	20.5	33	0
10)	McCloud, S.F.	16	324	20.3	39	0
11)	Powell, LA-R	15	287	19.1	31	0
12)	Carter, LA-C	18	337	18.7	30	0
13)	Mostert, Mia.	14	256	18.3	28	0

WEEK 10 / THROUGH SUNDAY, NOVEMBER 13, 2022**NFL / LEADERS IN INTERCEPTIONS**

Rank	Player, Team	Int	Yards	Avg	Long	TD
1t)	Gardner-Johnson, Phi.	5	54	10.8	25	0
1t)	*Woolen, Sea.	5	47	9.4	40t	1
3t)	Hufanga, S.F.	4	61	15.3	52t	1
3t)	Bell, Cin.	4	56	14.0	46	0
3t)	H. Smith, Min.	4	50	12.5	35	0
3t)	E. Jackson, Chi.	4	44	11.0	26	0
3t)	Poyer, Buf.	4	6	1.5	6	0
8t)	Fitzpatrick, Pit.	3	78	26.0	34	1
8t)	Cisco, Jac.	3	68	22.7	59t	1
8t)	Bradberry, Phi.	3	54	18.0	27t	1
8t)	Peterson, Min.	3	52	17.3	39	0
8t)	M. Williams, Bal.	3	33	11.0	33	0
8t)	Alexander, G.B.	3	32	10.7	29	0
8t)	Joyner, NY-J	3	31	10.3	27	0
8t)	Slay, Phi.	3	17	5.7	19	0
8t)	Diggs, Dal.	3	10	3.3	7	0

NFL / LEADERS IN SACKS

Rank	Player, Team	Sacks
1)	Judon, N.E. (LB)	11.5
2t)	Bosa, S.F. (DE)	9.5
2t)	Z. Smith, Min. (LB)	9.5
4t)	Highsmith, Pit. (LB)	8.5
4t)	Houston, Bal. (LB)	8.5
6t)	Hughes, Hou. (DE)	8.0
6t)	V. Miller, Buf. (LB)	8.0
6t)	Parsons, Dal. (LB)	8.0
9)	Garrett, Cle. (DE)	7.5
10t)	Autry, Ten. (DE)	7.0
10t)	Burns, Car. (DE)	7.0
10t)	Crosby, L.V. (DE)	7.0
10t)	C. Jones, K.C. (DT)	7.0
10t)	Mack, LA-C (LB)	7.0
10t)	Nwosu, Sea. (LB)	7.0
10t)	Quinn. Williams, NY-J (DE)	7.0
17)	Veal, T.B. (DT)	6.5
18t)	Chubb, Den.-Mia. (LB)	6.0
18t)	D. Davis, N.O. (LB)	6.0
18t)	Gary, G.B. (LB)	6.0
18t)	Hargrave, Phi. (NT)	6.0
18t)	Hunter, Min. (LB)	6.0
23t)	Buckner, Ind. (DT)	5.5
23t)	*Hutchinson, Det. (DE)	5.5
23t)	Dr. Jones, Den. (DE)	5.5
23t)	Jordan, N.O. (DE)	5.5
23t)	Payne, Was. (DT)	5.5
23t)	Reddick, Phi. (LB)	5.5
23t)	Simmons, Ten. (DE)	5.5
23t)	Watt, Ariz (DE)	5.5
23t)	Weaver, Ten. (LB)	5.5
23t)	Wise, N.E. (DE)	5.5
33t)	Armstrong, Dal. (DE)	5.0
33t)	Donald, LA-R (DE)	5.0
33t)	Lawrence, Dal. (DE)	5.0
33t)	Lawrence, NY-G (NT)	5.0
33t)	Ngakoué, Ind. (DE)	5.0
33t)	Rousseau, Buf. (DE)	5.0
33t)	Smoot, Jac. (DE)	5.0
33t)	D. White, T.B. (LB)	5.0

WEEK 10 / THROUGH SUNDAY, NOVEMBER 13, 2022**NFL / FUMBLE RECOVERIES**

Rank	Player, Team	TotRec	OffRec	DefRec
1t)	Fields, Chi.	6	6	0
1t)	K. Murray, Ariz	6	6	0
3t)	Mariota, Atl.	4	4	0
3t)	Mayfield, Car.	4	4	0
3t)	Wentz, Was.	4	4	0
3t)	Wilson, Den.	4	4	0
7t)	Allen, Buf.	3	3	0
7t)	Cann, Hou.	3	3	0
7t)	Conner, Ariz	3	3	0
7t)	Rodgers, Ind.	3	3	0
7t)	Ryan, Ind.	3	3	0
12t)	*Belton, NY-G	2	0	2
12t)	Bynum, Min.	2	0	2
12t)	Cook, Min.	2	2	0
12t)	*Covey, Phi.	2	2	0
12t)	Dalton, N.O.	2	2	0
12t)	Davis, Bal.	2	2	0
12t)	Dupree, Ten.	2	0	2
12t)	Dwellely, S.F.	2	1	1
12t)	*Ebner, Chi.	2	2	0
12t)	Evans, Atl.	2	0	2
12t)	Gross-Matos, Car.	2	1	1
12t)	Hargrave, Phi.	2	0	2
12t)	B. Hill, Cin.	2	0	2
12t)	Ingram, Mia.	2	0	2
12t)	Jackson, NY-G	2	0	2
12t)	L. Jackson, Bal.	2	2	0
12t)	M. Jackson, Sea.	2	0	2
12t)	A. Jones, G.B.	2	2	0
12t)	Kirk, Jac.	2	2	0
12t)	Lawrence, Dal.	2	1	1
12t)	*Lloyd, Jac.	2	0	2
12t)	Mack, LA-C	2	0	2
12t)	Mahomes, K.C.	2	2	0
12t)	McCloud, S.F.	2	2	0
12t)	Montgomery, Chi.	2	2	0
12t)	Murphy, Ariz	2	0	2
12t)	Okereke, Ind.	2	0	2
12t)	Oluokun, Jac.	2	0	2
12t)	*Pacheco, K.C.	2	2	0
12t)	Patrick, Chi.	2	2	0
12t)	Phillips, Mia.	2	1	1
12t)	Powell, LA-R	2	2	0
12t)	Reagor, Min.	2	2	0
12t)	Reddick, Phi.	2	0	2
12t)	Sanders, Phi.	2	2	0
12t)	*Schooler, N.E.	2	0	2
12t)	Stafford, LA-R	2	2	0
12t)	Tagovailoa, Mia.	2	2	0
12t)	*Washington, Den.	2	2	0
12t)	*Williams, Dal.	2	0	2
12t)	*G. Wilson, NY-J	2	2	0
12t)	J. Winston, N.O.	2	2	0
12t)	*Woolen, Sea.	2	0	2

WEEK 10 / THROUGH SUNDAY, NOVEMBER 13, 2022**NFL / OFFENSIVE FUMBLE RECOVERIES**

Rank	Player, Team	Ret	Yards	Avg	Long	TD
1t)	K. Murray, Ariz	6	0	0.0	0	0
1t)	Fields, Chi.	6	-2	-0.3	1	0
3t)	Mariota, Atl.	4	0	0.0	0	0
3t)	Mayfield, Car.	4	0	0.0	0	0
3t)	Wentz, Was.	4	0	0.0	0	0
3t)	Wilson, Den.	4	0	0.0	0	0
7t)	Rodgers, Ind.	3	15	5.0	18	0
7t)	Allen, Buf.	3	0	0.0	0	0
7t)	Cann, Hou.	3	0	0.0	0	0
7t)	Conner, Ariz	3	0	0.0	0	0
7t)	Ryan, Ind.	3	0	0.0	0	0
12t)	*Ebner, Chi.	2	1	0.5	10	0
12t)	Cook, Min.	2	0	0.0	0	0
12t)	*Covey, Phi.	2	0	0.0	0	0
12t)	Dalton, N.O.	2	0	0.0	0	0
12t)	Davis, Bal.	2	0	0.0	0	0
12t)	L. Jackson, Bal.	2	0	0.0	0	0
12t)	A. Jones, G.B.	2	0	0.0	0	0
12t)	Mahomes, K.C.	2	0	0.0	0	0
12t)	McCloud, S.F.	2	0	0.0	0	0
12t)	Montgomery, Chi.	2	0	0.0	0	0
12t)	*Pacheco, K.C.	2	0	0.0	0	0
12t)	Reagor, Min.	2	0	0.0	0	0
12t)	Sanders, Phi.	2	0	0.0	0	0
12t)	Stafford, LA-R	2	0	0.0	0	0
12t)	Tagovailoa, Mia.	2	0	0.0	0	0
12t)	*Washington, Den.	2	0	0.0	0	0
12t)	*G. Wilson, NY-J	2	0	0.0	0	0
12t)	J. Winston, N.O.	2	0	0.0	0	0
12t)	Kirk, Jac.	2	-6	-3.0	0	0
12t)	Patrick, Chi.	2	-6	-3.0	0	0
12t)	Powell, LA-R	2	-6	-3.0	0	0

NFL / DEFENSIVE FUMBLE RECOVERIES

Rank	Player, Team	Ret	Yards	Avg	Long	TD
1t)	Murphy, Ariz	2	59	29.5	59t	1
1t)	Bynum, Min.	2	55	27.5	40	0
1t)	Mack, LA-C	2	44	22.0	44	0
1t)	*Lloyd, Jac.	2	28	14.0	17	0
1t)	Evans, Atl.	2	8	4.0	10	0
1t)	M. Jackson, Sea.	2	8	4.0	8	0
1t)	*Woolen, Sea.	2	7	3.5	7	0
1t)	*Belton, NY-G	2	3	1.5	3	0
1t)	Ingram, Mia.	2	3	1.5	2t	1
1t)	Dupree, Ten.	2	2	1.0	2	0
1t)	Jackson, NY-G	2	1	0.5	1	0
1t)	Hargrave, Phi.	2	0	0.0	0	0
1t)	B. Hill, Cin.	2	0	0.0	0	0
1t)	Okereke, Ind.	2	0	0.0	0	0
1t)	Oluokun, Jac.	2	0	0.0	0	0
1t)	Reddick, Phi.	2	0	0.0	0	0
1t)	*Schooler, N.E.	2	0	0.0	0	0
1t)	*Williams, Dal.	2	0	0.0	0	0

WEEK 10 / THROUGH SUNDAY, NOVEMBER 13, 2022

Team/Offense Rank (Within League)

BAL	BUF	CIN	CLE	DEN	HOU	IND	JAX	KC	LV	LAC	MIA	NE	NYJ	PIT	TEN		ARI	ATL	CAR	CHI	DAL	DET	GB	LAR	MIN	NO	NYG	PHI	SF	SEA	TB	WAS
12	1	8	5	22	29	24	7	2	17	15	3	26	18	28	32	TYds/G	19	27	30	21	20	6	13	31	11	10	23	4	9	14	16	25
9	1	14	11	26	23	28	10	3	13	22	2	21	19	31	27	TYds/P	30	17	20	15	18	5	12	32	16	7	25	8	6	4	24	29
2	10	27	5	25	26	28	7	20	24	30	29	17	18	21	9	RYds/G	19	4	16	1	8	11	12	32	23	15	3	6	14	13	31	22
2	3	28	6	29	18	25	4	16	9	30	24	26	15	23	19	RshAvg	21	8	14	1	13	11	7	31	17	12	10	22	20	5	32	27
27	2	6	20	15	24t	14	17	1	12	5	3	23	19	24t	31	PsYd/G	18	30	28	32	26	9	16	22	7	10	29	8	11	13	4	21
16	4	9	11	21	25	27	15	3	19	18	1	10	24	32	23	PasAvg	31	13	22	30	17	6	14	28	20	8	29	2	5	7	12	26
19	26	9	15	12	28	22	8	11	5	6	13	32	20	29	10	%HdInt	4	27	25	30	21	18	14	23t	17	31	3	2	16	7	1	23t
20	8	26	15	25	19	27	4	3	13	2	7	21	14	22	29	Sac/PP	16	30	18	32	5	6	10	28	9	11	31	24	12	17	1	23
10	2	4	5	30	29	23	6t	1	18	16	8	27t	25	20t	31	1D/Gm	11t	19	32	26	24	9	17	27t	6t	22	14	3	15	11t	13	20t
6	1	3	12	31	30	23	11	2	22	13	10	21	29	25	28	3D Eff	26	8	32	7	24	19	18	14	17	16	15	4	5	9	20	27
19	15t	31t	8	14	15t	31t	17	2t	7	23	21t	27t	12t	2t	5t	4D Eff	9	24	12t	25	10t	20	30	1	5t	21t	27t	2t	26	10t	18	27t
2	9	4	29	13	26	12	24	17	31	8	32	6	5	23	10	PR Avg	27	1	14	20	3	19	21	18	22	15	30	25	7	28	11	16
1	21	29	9	32	13	18	4	27	22	28	30	3	12	24	19	KR Avg	20	11	5	8	7	2	23	26	6	16	14	31	25	15	17	10
8	13	29	18	24	9	30	4	3	2	28	25	32	16	26	1	GPntAv	19	20	6	22	12	11	27	17	21	14	10	23	31	5	7	15
16	10	31	30	22	11	25	9	1	2	15	23	32	13	18	3	NPntAv	28	20t	7	24	14	26	27	19	8	12	20t	17	29	4	6	5
4	3	6	10	32	28	30	21	1	14t	16	7	14t	19	31	25	Pts/Gm	13	12	23	20	11	9	24	29	8	17	22	2	18	5	26	27
8t	16	29	24	21t	11	17t	25	32	1t	4	27	7	15	30	14	FG%	5	21t	8t	1t	12	17t	26	6	31	28	8t	21t	20	3	13	17t

Opponent/Defense Rank (Within League)

BAL	BUF	CIN	CLE	DEN	HOU	IND	JAX	KC	LV	LAC	MIA	NE	NYJ	PIT	TEN		ARI	ATL	CAR	CHI	DAL	DET	GB	LAR	MIN	NO	NYG	PHI	SF	SEA	TB	WAS
19	8	10	17	2	30	4	24	16	28	20	21	12	7	27	23	TYds/G	22	31	25	15	11	32	9	6	29	13	18	3	1	26	5	14
19	8	12	25	1	29	5	20	15	30	26	22	9	4	23	17	TYds/P	21	31	14	24	6	32	13	10	28	11	27	3	2	18	7	16
3	7	17	23	13	32	10	8	5	21	30	15	19	11	6	2	RYds/G	9	18	25	28	29	31	26	4	16	22	24	20	1	27	14	12
8	14	10	26	24	29	2	7	13	17	31	19	22	5	6	3	RshAvg	12	11	18	23	25	30	27	4	15	20	32	28	1	21	16	9
28	14	12	19	1	15	7	24	25	26	13	22	11	9	30	31	PsYd/G	23	32	20	10	4	27	3	16	29	6	17	2	8	21	5	18
21	8	13	24	2	25	10	26	11	30	16	23	6	4	28	18	PasAvg	22	31	17	29	3	32	12	14	27	9	15	1	7	20	5	19
9	1	8	27	22	10	25	11	30	29	15	26	3	4	7	14	%HdInt	21	17	19	5	12t	20	12t	24	6	32	31	2	16	18	23	28
15	7	29	18	16	9	10	30	17	32	19	23	2	8	27	14	Sac/PP	26	31	24	25	1	28	20	22	11	5	21	6	3	12	4	13
21	16t	7	18	6	30	8	23	16t	26	14t	20	4	11	14t	13	1D/Gm	28	31	25	22	10	32	9	2	29	12	24	19	1	27	3	5
6	16	12	19	7	24	5	23	8	30	25	27	14	22	21	1	3D Eff	26	29	20	31	10	32	3	17	9	15	2	11	18	28	13	4
31	19	1	17t	2t	21t	20	9	29	10	11t	13	5	2t	26t	32	4D Eff	21t	14t	6	2t	24t	14t	11t	26t	16	23	30	24t	28	8	17t	7
19	2	31	32	16	15	10	9	8	28	1	18	21	11	3	23	PR Avg	20	29	22	17	12t	30	24	26	5	25	27	7	14	6	12t	4
28	2	12	9	15	3	23	4	25	17t	26	32	21	10	14	1	KR Avg	8	5	6	24	11	16	27	19	13	17t	20	29	22	7	30	31
12	24	17	8	32	7	23	10	16	30	27	1	2	3	9	5	GPntAv	29	13	11	25	6	14	15	19	20	4	21	31	18	22	28	26
10	20	7	18	25	12	23	13	14	31	28	9	1	5	6	4	NPntAv	29	2	8	21	3	11	19	16	22	15	27	32	17	30	24	26
17	2	13	31	1	20t	11	12	19	28	29	22t	7	10	20t	8	Pts/Gm	30	27	24	25t	6	32	16	18	14	25t	9	3	5	22t	4	15
22	5	20t	14t	31t	14t	26	31t	19	1	11t	28	24t	6	13	18	FG%	30	27	10	2	11t	8t	24t	17	4	23	20t	3	7	8t	16	29



TENNESSEE TITANS
FEATURE CLIPS

OLA ADENIYI

"MY MOM IS MY HERO": TITANS LB OLA ADENIYI CREDITS HIS MOTHER FOR LIFE-CHANGING SACRIFICES, AND LESSONS LEARNED

**BY JIM WYATT
TENNESSEE TITANS
MAY 7, 2021**

NASHVILLE – When Olasunkanmi "Ola" Adeniyi made it to the NFL, his first thought wasn't to reward himself with shiny cars and jewelry.

His road to the NFL, which started on playgrounds in Nigeria, wasn't an easy one.

But Adeniyi, a linebacker who joined the Titans earlier this offseason, knew it was his mother who did the hard work.

And every day of his life, especially on Mother's Day weekend, Adeniyi can't help but think of how she changed his life by the sacrifices she made for her family. So he wants to reward her any time he gets a chance, and he's done so.

"At school, when the teacher says: Write about your hero," Adeniyi said. "Well, I am not writing about Superman. I am not writing about Batman. I am writing about my mom. My mom is my hero. To do what my mom has done for me and my brother, especially coming from a third world country, that is no easy task.

"Without her, I wouldn't have made it to where I am today. Not even close."

Adeniyi, headed into his fourth NFL season, signed with the Titans in March after playing the previous three seasons with the Pittsburgh Steelers. In Pittsburgh, Adeniyi played in 32 games, with one start. He's tallied 10 tackles, 14 special teams stop and three forced fumbles during his career.

At his new home in Tennessee, Adeniyi hopes to take an even bigger step in helping the Titans.

He's excited about his new opportunity.

And he's forever thankful for having a mother who helped change his life.

Born in Nigeria, Ola Adeniyi was around six years old when his mother, Esther, traveled to the United States in an effort to create a better life for her two boys. After spending time in the active military in Nigeria, she found work. She ultimately began a career in nursing, in Houston. Ola and his older brother stayed with a family member in Nigeria until their mother could create a stable home for the entire family in the U.S.

A few years later, the boys rejoined their her.

Ola, around eight years old at the time, remember his mom working long hours to provide for the boys while raising them by herself. It continued for years and years, and to this day she's still a nurse at Kindred Hospital Houston Medical Center.

"My mom," Adeniyi said, "she has always been that tough worker. She'd go to hell and back for me and my brother, just to make sure we were happy. She wanted to do everything she could to make our life better. It was hard on her I know, but she never showed it."

Esther was also a disciplinarian who wanted her sons to focus on academics, not athletics.

In fact, Adeniyi wasn't allowed to play football when he was in middle school, or in his early years in high school. It wasn't until his junior year in high school when his mother finally agreed to let him play – as long as he'd sign a contract. The contract stated he must make good grades, clean his room, and do other chores.

"One day at practice, my coach came up to me on the practice field and told me my mom called," Adeniyi recalled. "She told my coach my bed wasn't made. He said, 'You have to go home.' I was like, 'Are you serious?' I took my

shoulder pads off and ran home, and she was waiting for me at the house. She was going to make me quit the team.

"From that day on, I learned my lesson."

Adeniyi went on to earn a scholarship at Toledo, where he developed into an NFL talent. His older brother, Olamide, meanwhile, went to Columbia University, and he's on course to be a doctor. Ola said his mother insisted on paying all of his brother's tuition because she didn't want him to stress.

"I'm telling you," Adeniyi said, "I wouldn't have made it to the point I am in my life without her toughness on me, and her staying on me. She changed my life, and my brother's life."

Earlier this year, Adeniyi bought his mother a Range Rover SUV, along with a Louis Vuitton bag.

Back in 2019, he bought his mother a new house.

On Mother's Day weekend, Adeniyi plans to celebrate his mother.

He'll thank her again and again.

"There's not a day that goes by where my mom doesn't ask me: 'Are you OK? Do you need anything?'," Adeniyi said. "Even while I am a grown man, she still wants to make sure we're well off, and she will do whatever it takes to make sure we're happy. She tells us every day, we're her pride and joy. And that sticks with me.

"The reality is she's my pride and joy. And I'll never be able to repay her for all she has done for me."

###

AS TENNESSEE TITANS' DENICO AUTRY RETURNS TO INDY, DON'T FORGET THE SMALL TOWN THAT MADE HIM

**BY BEN ARTHUR
THE TENNESSEAN
OCTOBER 29, 2021**

Denico Autry made Patrick Mahomes feel him.

Facing a third-and-long deep in Tennessee Titans territory late in the third quarter last Sunday, and looking at a 24-point deficit, the Chiefs needed a touchdown to keep any hope of a comeback alive. But Autry ruined the chance. Mahomes dropped back and Autry, beating rookie right guard Trey Smith on the inside, wrapped him up for a sack before he could step up in the pocket.

Autry wasn't done, either.

In the fourth quarter, Kansas City was again deep in Tennessee territory, facing a third-and-long. And Autry again sacked Mahomes, wrapping him by the legs.

It was the punctuation to a thorough beating of the 2018 MVP by the Titans' pass rush.

At the heart of it was Autry.

"That was the number one key (against Kansas City), put pressure on the quarterback," Autry said postgame.

The 6-foot-5, 285-pound Autry, one of the Titans' marquee free-agent signings to fix a defense had been one of the league's worst, has been as advertised for Tennessee (5-2) entering its Week 8 showdown Sunday (noon CT, CBS) against Autry's former team: the rival Indianapolis Colts (3-4).

Autry leads the Titans in quarterback knockdowns (7) and ranks second in sacks (3.5), tackles for loss (5), hurries (8) and pressures (19).

DENICO AUTRY

He had his best game of the season in the signature victory over the Chiefs, with a team-leading two sacks and four quarterback hits.

"We're asking him to do some things and learn terminology and now you can see him kind of hit his comfort zone," said Titans defensive line coach Terrell Williams.

Autry's early years

Autry grew up an hour east of Charlotte in Albemarle, North Carolina, a small town of about 16,000 people. He lived in the neighborhood of Amhurst on the southeast part of town, a violent area during Autry's youth. There were drugs and gang violence. Gunshots were common at night.

Autry's mother, LaSonya, kept him off the streets. His football coaches at Albemarle High School and volunteer policemen who worked with the program kept an eye on him, too.

Anytime Autry – and his teammates – did anything outside of the house, they knew about it within 15 minutes. If Autry was hanging out on the corner at night, they'd pick him up and take him to get a burger. Whatever it took to keep him out of trouble.

"He probably had every opportunity in the world to go down the wrong road. And he ended up making right turns all the time," recalled Baxter Morris, Autry's football coach in high school. "You had to keep an eye because there was a lot of influence out there that they could fall victim to. He never did. He was always pretty much in the straight and narrow. He was never in trouble in school.

"He pulled back away from even some people that he always considered his friends in elementary school, middle school and stuff. He just didn't run with them in high school because some of them didn't make it. Some of them went the other way."

Sports kept Autry busy.

In addition to football, he played basketball and ran track all four years of high school. At 6-foot-5 and around 220 pounds, Autry did the 300-meter hurdles and 400-meter races in track. He had hands so big he could palm a basketball in both hands and wave them around. On the gridiron, he played defensive end, tight end, receiver and played on special teams.

"He could fly," recalled Morris. "He was a rocket ship."

Autry drew inspiration to commit to football from the Albemarle community.

"It's a big football town," said Autry. "Watching the guys before me coming up and seeing how they were doing things, where they were going to school. It made me want to be like those guys and go farther."

Versatility helps Autry

Autry's versatility translated as he climbed the football ranks.

Autry is officially listed as a defensive lineman for the Titans, but he plays outside linebacker too. He rushes inside and out. He can win with "multiple different moves," according to coach Mike Vrabel.

The 31-year-old veteran has averaged half a sack per game since 2018.

"It wasn't a hard decision for us to find a way for him to fit into our game," said outside linebackers coach Ryan Crow. "He showed up and we knew kind of knew what he was."

The Titans produced a stinker in their Week 4 loss to the Jets, but Autry gave them a chance to win in overtime, when he pushed Zach Wilson out of bounds on third-and-goal, forcing a field goal and giving the offense the ball back. In the Week 6 thriller against the Bills, it was Autry's hit on Josh Allen in the second quarter that led to a

DENICO AUTRY

momentum-changing interception by safety Kevin Byard.

The Titans' four-man front of Autry, Jeffery Simmons, Harold Landry and a healthier Bud Dupree has flashed brilliance the last couple weeks.

"I think he's a big, long body in there who's able to get some push in the middle of the pocket," said defensive coordinator Shane Bowen. "You're not seeing quarterbacks being able to step up a lot. A lot of the sacks are happening pretty deep, right? So guys aren't really able to step up, which kind of bodes well for us.

"Then he's athletic for a big dude. He's quick, he's able to get on edges. He's got some quick twitch to him, where he's able to work side to side and find ways off of blockers late in the down to get to the quarterback."

Facing the Colts, his old team

Autry won't forget the Colts let him walk.

That's what he made clear at his Titans introductory press conference in March. The soft-spoken Autry recorded 20 sacks in three seasons with Indianapolis (2018-20), including a team-high nine in 2018.

"That makes it real personal," Autry said at the time. "They knew what they had. It is what it is."

Autry on Sunday will face the Colts for the second time this season, but for the first time Indianapolis, a critical game for the Titans to gain separation in the AFC South standings.

Vrabel acknowledged that players going up against their former team can be emotional games, but expressed confidence in Autry's ability to deliver.

"I trust that Denico and everybody else for that matter, I think everybody is going to be pretty tuned up whether they played for the Colts previously or not," said

Vrabel. "Denico has done everything we have asked him to do, and I am excited to watch him prepare this week and ultimately play on Sunday."

Perform is what he's always done.

Autry had poor grades coming out of high school, but he attended East Mississippi Community College, where he was an NJCAA All-American and helped lead the school to a state and national title at the JUCO level.

He went undrafted out of Mississippi State, but he's had a productive NFL career, with 34 sacks and 55 tackles for loss across seven seasons and counting with the Raiders, Colts and Titans.

Tennessee appreciates Autry's approach to the game.

"He's a business guy," said Crow. "He brings his lunch pail. Goes really, really hard. If he needs to lead, he'll lead."

"That's what guys look up to: guys who've done it and can lead by example, but also speak up when they have to."

###

THE TITANS NEW NOT AWFUL OFFENSIVE LINE AND THE BACK FLIP THAT HELPED REBUILD IT

**BY JOE REXRODE
THE ATHLETIC
SEPTEMBER 8, 2022**

Just five teams gave up fewer than the 25 sacks the Titans allowed in 2020. Just six teams gave up more than the 47 they allowed in 2021. And just about everyone who thinks this team won't make the postseason in 2022 points to that troubled group up front.

The Titans were sacked 8.79 percent of the time they dropped back last season, which also ranked 26th in the NFL, and that's right around where you'll find them in your favorite football site's preseason offensive line rankings for 2022. Pick an advanced stat, any advanced stat — how about an average of 2.59 seconds to throw in 2021, per TruMedia, which ranked 30th in the NFL? — and the conclusion is the same. The Titans addressed this issue by swapping out a veteran for a rookie at right tackle and one of the best run blockers in the game for an undersized, undrafted 2020 free agent out of Texas State at left guard.

That last point is the external assessment of Aaron Brewer, anyway. Internally, he's part of the case for a better offensive line in 2022, a surprisingly effective offense, the avoidance of the plummet most of the NFL seems to expect from the Titans after they earned the AFC's No. 1 seed last season. Left guard play may not be top of mind for fans when Tennessee hosts the Giants in Sunday's season opener, but it's a big deal. And this is the first opportunity for Brewer to really start validating the murmurs that have been coming out of Titans headquarters for a while.

As tough as anyone we've got ...

Incredible quickness ...

BREWER, AARON

He and Taylor Lewan are going to be lethal together ...

This guy's our center of the future ...

I don't care how big he is ...

For as long as Brewer starts in the NFL, be it a fraction of this season or the next 10 with some Pro Bowls sprinkled in, that's going to come up. He's listed at 6-foot-1, 295, or 21 pounds more than when the Titans signed him after the 2020 draft. It almost kept him out of the NFL. It made him consider trying to be a tight end in the NFL. It almost cost him an opportunity to play in the FBS. It kept Power 5 programs from paying any mind to him amid all the superstars at Dallas Skyline High. And if it wasn't for an eye-popping stunt he performed as a high school senior shortly before signing day in 2016, he probably wouldn't be a Tennessee Titan today.

Left guard Aaron Brewer is one of the Titans' most important players. (George Walker IV / USA Today)

Brewer was committed to Sam Houston State, an FCS program that will transition to FBS starting in 2023. He was known for his athletic feats, including the ability to pull off a standing back flip — impressive for anyone that size, let alone someone that size in full pads. One of Brewer's teammates took a video of him doing a flip. Brewer shared it on social media.

"I wasn't even thinking about doing anything like that, but I did it, I posted it and it just blew up," Brewer said. "Like 30 minutes later, Texas State called."

Texas State offensive line coach Adrian Mayes, in particular. He had been on the job a few days, hired by new head coach Everett Withers. Withers was brought in after a successful head coaching tenure at James Madison, which followed up his stint as Urban Meyer's co-defensive coordinator at Ohio State — sharing that title with Luke

Fickell, working closely with defensive line coach Mike Vrabel.

Withers' staff had missed some official visit weekends and was scrambling to put together any kind of 2016 recruiting class. The flip wasn't the only endorsement of Brewer. Withers interviewed a student intern at Sam Houston State named Clayton Barnes for an offensive intern position with the Bobcats and asked if any of the committed Sam Houston State players might be worth a look. Barnes mentioned Brewer right away — very athletic, undersized, but also under-recruited because an injury caused him to miss the camp circuit in the summer before his senior season. Texas State got Brewer in on the last weekend for official visits before signing day.

"He did a back flip for us in the end zone," said John "Stretch" Streicher, then Withers' director of football operations and now the Titans' football development coordinator.

And pretty much from the start, Brewer was one of Texas State's best players. He started at all five offensive line positions in his four-year career — he was far better-suited to work on the interior, but he also happened to be the Bobcats' best tackle.

"Nasty disposition, phenomenal athlete, can bend, can move, can run, it was really shocking he was available to us at Texas State," said Withers, who is now chief of staff for Temple head coach Stan Drayton, another member of that Ohio State staff under Meyer. "His explosive power is as good as any big man I've ever been around. And he was just one of those guys — there wasn't a defensive lineman in the country he thought could whup his ass. Playing Arkansas, Houston, didn't matter, his competitive spirit was unquestionable. I'm trying to remember how many times I watched the tape and he actually just got beat."

Withers was fired after three seasons with a 7-28 record, though

BREWER, AARON

Brewer credited him in those three years with doing exactly what a coach is supposed to do from an individual development standpoint.

“His mentality and his foundation on everything he had done and been through, it was really good for me as a young man,” Brewer said of Withers. “He helped me grow as a man and as a player in every aspect of the game. That respect, that discipline he taught me, that has taken me very far.”

When it was time to find out how far that might be in football, Brewer knew he probably wouldn’t be chosen in the 2020 NFL Draft. He had three opportunities as an undrafted free agent. The Titans, Patriots and Falcons had done homework on him and wanted to sign him.

“Stretch having been there with Everett and those coaches that we knew, it was a no-brainer really for us, to try to add him to our roster after the draft,” Vrabel said of Brewer.

The Titans and Patriots were interested in Brewer as an interior offensive lineman. The Falcons told him they wanted to look at him as a tight end after he ran a 4.79 at the Texas State pro day. And this admittedly intrigued him.

“I was real close to going there,” Brewer said of the Falcons, whose new tight end coach at the time, Ben Steele, told Brewer he thought he could make the transition to that position.

And this is where Streicher — whom Vrabel had hired away from Texas State when he got the Titans job in 2018 — gave the Titans an edge.

“Stretch’s relationship with Aaron was key,” Titans GM Jon Robinson told *The Athletic*. “That always helps when the draft is over and you’re in the recruiting process of trying to get guys to come here. In this case, it was advantageous to us.”

Streicher talked up the organization, the opportunity at hand and Vrabel — whom Brewer now says reminds him a lot of Withers as a head coach. Streicher also told Brewer he believed offensive line was his best bet in the NFL and that perhaps he could be a starting center in the league someday.

So the Titans got him. Withers texted Vrabel this message: “You’ve got yourself a tough son of a bitch.”

“Yeah, we think he’s our kind of guy,” Vrabel texted back.

Now the Titans will find out how much that means.

“In terms of the projection of where we thought he could be, I will say that when he first got here his actual play strength was better than I gave him credit for,” Robinson said. “Once he grips a guy, he has the ability to control him. You never know what trajectory, what path a player will take. But he was a guy who really took to heart all the things we thought were important from a technique standpoint. He’s worked on them. He’s a good teammate. He’s smart, all of that.”

Brewer, 24, has seen action in 24 games in his first two seasons, including six starts — three at left guard and three at right guard. He has acquitted himself well as a quality backup. That alone makes the finding and landing of him in the spring of 2020 a success. And the possibility that he could eventually succeed Ben Jones at center, whenever the 33-year-old Jones decides to hang it up, means this could be one of the memorable recruitments of Robinson’s tenure.

“When he lines up at center, you get a different look,” Titans defensive tackle Naquan Jones said of Brewer. “He’s able to put a lot of different things into his game, add a new speed aspect. He’s very quick off the ball, very good leverage, and he just makes sure everything is polished as far as technique and fundamentals. Being so quick off the ball, being so powerful with it,

he’s not one of those guys you can just bull rush, just because he has a very strong lower body. It forces you to come off the ball and think quick, because he’s gonna get on you pretty fast.”

But the question right now is what Brewer can be to the 2022 team, trying for its third straight AFC South title, at left guard. He’s replacing an elite NFL run blocker, the 6-5, 325-pound Rodger Saffold, which is like a scatback replacing Derrick Henry. For as bad as the Titans were at pass blocking last season, they continued to mash in the run-blocking department, even when Henry wasn’t running the ball.

The preseason is a time for accolades, especially for new players or new starters whose play can’t yet contradict such accolades. Brewer has received plenty, including from the compliment-stingy Vrabel, who called him “tougher than a \$2 steak.”

“That’s exactly what he is,” Lewan said of the new guy to his right, after three strong seasons of partnering with Saffold. “The guy comes to practice every single day, gives 100 percent effort and goes. He and Rodger have a lot of similarities in their game. Obviously their sizes are different, but Brew does a lot of great things, and I’m excited to play next to him.”

Brewer is also bendy like one would assume a steak at that price would be, Ben Jones saying of him: “He’s by far our most athletic guy. He’s special.”

“He’s a dog,” said Titans inside linebacker David Long Jr., another undersized find who has ascended to starting status for the Titans. “He has that mentality.”

Perhaps the strongest endorsement comes from the star player who battled Brewer all through camp. Jeffery Simmons and Saffold had some legendary encounters in preseasons past, some of them resulting in lost tempers. That wasn’t the dynamic with Simmons and Brewer, but heated competition

BREWER, AARON

was a daily sight. Folks in the organization who paid close attention were impressed by Brewer's ability to hang. Including Simmons.

"Their mindset is the same," Simmons said of Brewer and Saffold. "And when I say that, I really mean it. He has that mindset like a bigger guy, no matter how small he is. We had some great battles this camp. He got me some days, especially one-on-one blocking. And I got him some days. That's just props to him. He came each and every day to want to get better. I'd beat him and he'd say, 'Jeff, I want another rep.' That's what we look for from guys on our team, guys who want to compete."

He'll get his chance now, each week in this league, after encountering no serious threat to his starting position in camp. Brewer has done mostly good things with the Titans, but he has not yet been through a full-season rotation of dominant defensive tackles in this league nor worked to keep his weight up and his health strong amid that weekly grind. If he is what the Titans think he is, a brighter outlook for this offense line can at least be argued.

Rookie and third-round pick Nicholas Petit-Frere will still be a question at starting right tackle, but David Quessenberry gave up 11 sacks at that spot last season, per Pro Football Focus, the most among offensive tackles. Right guard Nate Davis has declared better health and expectations of a return to his 2020 form. Ben Jones keeps on trucking and leading the offense. Lewan is coming off a healthy offseason of work, not an offseason of ACL rehabilitation like a year ago, and he and Brewer can both move like few offensive linemen.

"We both have a lot of the same skill traits — both athletic, both twitchy — so us working together and putting it together, it's poetry," Brewer said. "It's gonna work every time. This whole camp, getting together and getting on the same page, when it's on all cylinders, it's teach tape."

It may not be must-see TV for Titans fans. But it's important. And if the Titans happen to score a touchdown or two Sunday, that's when fans should find No. 55. He said he is still completing the trick that got him noticed, with ease, in full pads.

"You might see something," Brewer said. "And you might be a little surprised."

###

HOW FATHER'S DEATH PREPARED KICKER RANDY BULLOCK TO SEIZE HIS TENNESSEE TITANS MOMENT

**BY BEN ARTHUR
THE TENNESSEAN
SEPTEMBER 24, 2021**

When Tennessee Titans kicker Randy Bullock jogged onto the field during overtime in Seattle, with the chance to lift his new team to a dramatic victory over the Seahawks, Rhett Bullock saw the look.

Watching the TV broadcast, Rhett noticed his younger brother had the demeanor he'd always shown in pressure moments: an emotionless expression with a calm disposition.

So when Randy drilled the winning 36-yard field goal in his Titans debut, capping Tennessee's improbable comeback and silencing a raucous Seahawks home crowd, Rhett wasn't surprised.

"He thrives in those situations," Rhett told *The Tennessean*. "If there's one thing you can count on with Randy, it's that he has a really high level of accountability and is going to make sure that he's prepared for those situations."

Randy Bullock was signed to the Titans' practice squad Sept. 11 and promoted to the active roster three days later.

In a week's time, and with the stakes highest, he became a hero for a franchise that has endured a kicking rollercoaster the past three seasons. For now, he's the kicker entering Sunday's AFC South showdown against the Colts (noon, CBS).

Father's death

There's no pressure on the football field that's too great for Bullock.

It's because of what he went through as a teenager.

In 2004, when Bullock was 14, he went on a hunting trip in South

RANDY BULLOCK

Texas with Rhett and their father, Richard. The brothers were separated from their dad on the hunt, and planned to catch up with him midday for lunch.

They never got that lunch. Richard died suddenly from a heart attack.

It was two days before Christmas.

"What I went through with my dad changed my perspective and outlook on a lot of things in life," Bullock told *The Tennessean*. "But most importantly, it taught me that I can handle and overcome anything the game of football or life could ever throw at me. I developed the ability to attack adversity head on."

Richard would shag balls for Bullock when he was young. Bullock had taken an interest in kicking, and so did his dad. They bonded on the practice field.

"It was kind of my way out, my way of drowning everything out and kind of trying to avoid the situation," Bullock said of kicking after his father's death. "I was so consumed in kicking and working that I was kind of able to live a somewhat normal life, I guess."

Richard pushed a sense of accountability into his sons, Rhett said, and that has carried over into Bullock's demeanor on the field.

Bullock is described as quiet and sincere, but he has intensity and self-discipline too. When he attended Klein High School outside Houston, he'd work on his kicking accuracy by placing the ball on the sideline, out of bounds, and try to kick it through the uprights at sharp angles. He'd go from the goal line every 5 yards up the 15-yard line, making a handful of attempts at each spot on both sides of the field.

At Texas A&M, where he won the Lou Groza Award in 2011 as the nation's top kicker, Bullock juggled a demanding football schedule with the school's top-rated petroleum engineering curriculum. Bullock's roommate in college for two years, Rhett wouldn't see his brother joke

around when he got home in the evening. Bullock was diligent with his school work knowing he had 5 a.m. workouts the next morning.

"He was never acting silly or goofy as a high school kid," recalled Stan LaBay, who was Bullock's coach at Klein High School. "He was a serious kid all the time. He always had that little smile about him. He just had tremendous concentration. That's what I really liked about him. He was always focused; he was in the game; and he was consistent. You never had to worry about whether he was gonna be ready to play or not.

"I don't ever remember him not being prepared."

Titans' kicking carousel

The Titans have played nine placekickers since the start of 2019, including Bullock.

Sam Ficken was Tennessee's starting kicker to begin 2021, but he landed on injured reserve with a groin injury the day before the season opener. His replacement, Michael Badgley, missed a field goal and a PAT in the opener and was released the next day.

Next in line was the 31-year-old Bullock.

"Seeing that smile on his face after he makes the game-winning kick, just really happy for the guy because he's been through a lot," Titans special teams coach Craig Aukerman said.

There are no guarantees for Bullock, as is often the case for kickers in the NFL. Ficken can return from IR next week, and Aukerman said the team will go "day by day" in assessing the competition.

Bullock, a 2012 fifth-round pick out of Texas A&M, has kicked for five other teams in 10 NFL seasons: the Texans (2012-15), Jets (2015), Giants (2016), Steelers (2016) and Bengals (2017-20). He's made 83.1% of his field goals. He's set to

kick for the Titans again Sunday against the Colts.

“It was just an awesome way of starting my career here,” Bullock said Sunday. “I’m really thankful for the opportunity, I’m glad that it ended the way it did, but more than anything we got a win.”

Similar to Seattle last week, Rhett recalled how his brother was thrown into a tough situation in Pittsburgh a few years ago. Bullock kicked for the Steelers in Week 12 of the 2016 season, one day after signing with the team. He made all three of his field goals and his lone extra point to help Pittsburgh to a victory over the Giants.

Bullock doesn’t just embrace those kinds of moments.

He loves them.

"It's part of the fun, part of the adrenaline rush," Bullock said. "If you're not looking forward to that moment, you probably shouldn't be in the game to begin with."

###

**FIRST-ROUND PICK
TREYLON BURKS GETS
OUT OF THE STARTING
GATE IN STYLE ON DAY 1
OF TITANS CAMP**

**BY JIM WYATT
TENNESSEETITANS.COM
JULY 27, 2022**

NASHVILLE — Treyton Burks knows it's a marathon, not a sprint.

But the first-round pick sure did get out of the starting gate well on the first day of Titans training camp.

On the second play of the initial 7-on-7 period, Burks raced past defensive back Kristian Fulton before making a diving catch on a deep ball thrown by quarterback Ryan Tannehill.

It was a nice start on a day Burks also finished in style.

"I feel a lot different, and I feel a lot healthier," Burks said after practice. "It just makes me feel good that I can come out here and play a role, and be a part of this team."

Burks, who was the subject of a lot of chatter this offseason because of issues with his asthma, and conditioning, said he's been working out and taking better care of his body since the end of the team's offseason program in June.

On Wednesday, he said he's probably lost 5-6 pounds in recent weeks.

Burks said he feels like the running he's done of late helped him with his conditioning, and his asthma.

"Putting myself in situations where I knew my asthma would flare up," Burks said, "and just be able to push through it. ... Honestly, I just (need to) keep conditioning where I don't feel it no more, making sure I am taking my inhaler before practice, after practice, just staying on top of everything."

Burks acknowledged he could have done a better job with handling

TREYLON BURKS

some things after being selected by the Titans with the 18th overall pick.

Burks was limited in the OTAs, and then held out of the minicamp.

"I would say yes," Burks said. "That's just being accountable, and I should have taken a better attack on that. Now that I am, I can tell a big difference."

After his diving catch early, Burks caught two more passes Wednesday, one on a well-timed throw from Tannehill before a bullet in the middle of the field on a ball thrown by Logan Woodside.

"It's nice to have Treyton out there," Tannehill said. "He has a long way to go, but him making plays like (he did today) does a lot for building confidence for a quarterback, for myself, and just knowing what you are going to get over there. If he wins consistently and makes plays like that for me down the field, it gives you a lot of confidence to go his direction."

Burks, who is wearing his old college number (16) in Tennessee, caught 66 passes for 1,104 yards and 11 touchdowns for the Razorbacks in 2021 to earn first-team All-SEC honors.

In 2020, Burks led the Razorbacks with 51 catches, 820 yards (16.1 ypc) and seven touchdowns.

In the NFL, he wants to do his part with the Titans.

"I am just playing my role," Burks said. "I am just going to attack every opportunity that I get, and I am going to attack it to the best of my ability. There's still things that I can improve on. I just want to improve and make our team better as well."

###

KEVIN BYARD

MTSU TO RETIRE TITANS SAFETY KEVIN BYARD'S JERSEY

**BY JIM WYATT
TENNESSEETITANS.COM
AUGUST 4, 2022**

NASHVILLE – Titans safety Kevin Byard had a good day in Thursday's practice – he knocked away three balls in an early 1-on-1 period before later intercepting quarterback Ryan Tannehill.

Things got even better after practice.

After Byard wrapped up a press conference, MTSU officials surprised him by walking out of Ascension Saint Thomas Sports Park and announcing the team's plans to retire his No. 20 jersey at the school.

"Honestly, this jersey is fire," Byard said with a smile. "What an honor. Just going back to those days at MTSU. ... I played with a lot of great players at MTSU, a lot of great coaches. I couldn't have done it on my own. A lot of people I want to thank – all the coaches, players, staff, trainers, people in our student enhancement center that helped me. I am just honored, and I am so grateful. I'm really at a loss for words.

"I know my mother would be very proud of me in this moment right now."

Byard's jersey will be retired on Sept. 30 during a ceremony at the Blue Raiders' home game versus UTSA, President Sidney A. McPhee and Director of Athletics Chris Massaro announced on Thursday. MTSU coach Rick Stockstill gave Byard a big hug at the ceremony.

Byard will join Teddy Morris as the only other player in MTSU football history to have his number retired. Morris' No. 14 was retired in 1965.

"I want you to know that we are all very, very proud of you," McPhee told Byard. "You represent us well,

and you represent this state well. Congratulations."

A four-year starter for the Blue Raiders from 2012-15, Byard ended his career as the program's all-time leader in interceptions (19), interception return yards (377), interception return touchdowns (4) and is one of just nine players in school history with 300 or more tackles. A team captain, Byard forced or gained 25 turnovers (19 INT, 5 FF, 1 FR) in 49 career games played.

Byard was selected in the third round in the 2016 NFL Draft by the Titans. He's coming off his second Pro Bowl season with the team. Byard was named the team's Walter Payton Man of the Year winner in 2020 for his work in the community.

"I remember I told Jon Robinson when they were evaluating Kevin before the draft," said Stockstill, referring to the Titans General Manager. "I told him: Kevin came in as a professional, and he did everything right off the field, and he had an incredible work ethic. He was extremely focused on his goals, what he wanted to accomplish not only as a student, not only as a football player, but as a man. He came in as a professional and he worked hard. ... I always appreciated how hard he worked."

###

KEVIN BYARD

'I KNOW SHE'S PROUD OF ME': TENNESSEE TITANS' KEVIN BYARD OPENS UP ABOUT LOSS OF MOTHER

BY BEN ARTHUR
THE TENNESSEAN
JULY 27, 2022

Tennessee Titans All-Pro safety Kevin Byard acknowledged Wednesday that he still feels shock over the loss of his mother, Artina Stanley, during the offseason.

Byard left mandatory practices early last month to be with Stanley, who Byard said passed away the following week.

The star safety opened up about his emotions after the first day of training camp Wednesday, saying he's trying to approach every day with gratitude.

"Some days are good, some days are tough," Byard said. "But at the end of the day, I feel like what I've learned throughout this process is that you really never know. This thing came out from left field. Just trying to wake up every single morning with gratitude – gratitude that I have another day to come in this building and be around the guys. My routine has kind of helped me. I wouldn't say keep my mind off of it – during idle times is when it's really tough – but I have a great circle around me that has really kept me up. I've had a lot of people reach out – hundreds of people reach out – to me and just try to keep me up."

"You never know when it will be your day," Byard continued. "You never know when an injury may end everything or your life, period. It's crazy because I feel like everyone who's been through these situations will always tell you, 'really love on your loved ones. Make sure you're calling people every day to tell them you love them,' and that's just something I'm trying to preach and do for myself. Call my family. Check on my siblings. But like I said, it's definitely been tough just being vulnerable, but I feel like I'm in a good head space today, or just

period, but it could be different (Thursday), honestly."

Byard said Stanley meant "everything" to him.

When Byard's parents divorced at 14, he moved from his native Philadelphia to Atlanta with his mother and six siblings.

"Just her work ethic every single day," Byard said. "Raising seven kids, (mostly) on her own, is tough for anyone, especially my mom. But she just took it in stride with the utmost character and everything and that's how I learned. Who I am today is because of her and I owe everything to her."

"One thing I understand too – just thinking spiritually – my mom is with me every single day," he continued. "It might sound weird, but I talk to my mom a lot and I can just hear her voice pretty much say, 'just keep your foot on the gas.' That's what I'm going to keep doing every single day."

Byard added that he's going to dedicate each day to Stanley.

"Dedicate this year (to her) because the life I've been able to build for myself and my family is the life that she wanted and the life that she wanted for herself," he said. "So I have to keep that in mind every single day because I know my mom was proud of me. ... Proud of her kids. All her kids are being successful and doing their own thing."

"That's something that I can take on for the rest of my life: that my mom was proud of me and that's obviously helped me throughout this whole process."

###

KEVIN BYARD

FOR KEVIN BYARD, THE TENNESSEE TITANS WERE A LAUNCH PAD TO HIS TRUEST CALLING — CHANGING LIVES

**BY BEN ARTHUR
THE TENNESSEAN
OCTOBER 8, 2021**

On the afternoon of Aug. 1, Tennessee Titans safety Kevin Byard stood in front of a small gathering of TV cameras and reporters.

Training camp had started, and it was his first day off after four straight days of practicing in the sweltering heat and humidity of Nashville's summer. It was time to relax. But he knew this day was coming. So he dashed over from Saint Thomas Sports Park, after off-day treatment and a morning workout.

Sporting a checkered blue button up with dark blue slacks, and flanked by his family — his wife, Clarke, and their two young children, Kevin IV and Eliana Rose — Byard spoke of unveiling a months-long project: the renovated Davidson County Department of Children's Safe Room, which is for reducing the trauma of children who've come into state custody through abuse and neglect. The Byards were holding a ribbon-cutting ceremony for the event. They renovated the South Nashville space through their non-profit, The Byard Family Legacy Fund.

This was a special moment for the NFL veteran. He had family members who'd been in the foster care system.

He knew what a semblance of security could do for a child.

"God has just extended so much grace to me and my wife and my family. We only feel right to try and do the same," Byard said on that August afternoon. "The thing we wanted to do is try and make these kids feel comfortable."

Byard has made giving back his mission. One of the Tennessee Titans' defensive leaders on the field, Byard's philanthropic endeavors have focused on the underprivileged — and he has gotten noticed for it. In July, he was awarded the key to the city of Murfreesboro. In August, he and his wife received a Certificate of Appreciation from Tennessee Gov. Bill Lee. The safe room they renovated was named after them.

He's a staple in the community of Nashville and Murfreesboro, where he attended Middle Tennessee State University. "I think the biggest thing you can do is get to the youth, talk to the kids and be around the kids because they have so much," Byard told *The Tennessean*. "That's the future. You can't change a lot of things, but talking to the youth can change the world."

'He's like your best friend' Jason Spray beamed talking about Byard. During a break at the Byard's second annual football camp in Murfreesboro, Spray pointed out the focus of the Titans safety. How he was sweating with the kids on that hot July afternoon, throwing the football during drills. How he hopped in a cart to make sure he hit every group of campers spread out on the field at Middle Tennessee Christian School. How he was wearing exactly what the kids were wearing — running shorts, a pair of tennis shoes and the camp T-shirt. How he bent low with smaller kids to give them eye-to-eye contact.

The morning before, it was Byard helping Spray unload heavy boxes filled with the camp supplies out of the back of a truck. Two years ago, during his first camp, it was the same deal. Him and Byard. "He's not wearing a Louis (Vuitton) bag or trying to be anything," said Spray, Byard's trainer and former

strength coach at MTSU. "He's just being Kevin today. To me, that's important. And I think that's important to him. I think it's important (to) him for those kids to see him that way: 'I'm just a guy and I just work hard. I was you. You could do the same thing.' To me, that was always the appeal. He's not some superhuman guy."

Tiffany Andrus brought her two young boys to Byard's camp. Byard is the favorite player of one of her sons. During 2019, when the NFL draft was in Nashville, she took that son to a meet and greet with Byard. They got there on time. The line was stopped before they reached the front. They didn't get to meet Byard. The son cried.

Through Twitter, Byard found out what happened. He sent Andrus a direct message.

"Send me the jersey," he wrote.

The jersey was returned to her in the mail within a week, signed by Byard.

"I was shocked," said Andrus. "I thought it was fake."

"He gets (mentioned on Twitter) all the time. He could have ignored that."

Alonzo Rhodes, a Physical Education teacher at John Early Middle School, was working with Metro Parks & Recreation in 2019 when Byard picked his community center to give back to for an NFL draft party. The kids, many of whom came from single-parent households, received Dick's Sporting Goods gift cards. For the watch party, they went to the Chick-fil-A on Church Street, which provided food. There were Xbox consoles and PlayStations for each child. Other Titans players stopped by, too.

It was a "red carpet for the kids," Rhodes explained.

"He was doing this before people even started taking notice and bringing cameras out," said Rhodes,

KEVIN BYARD

who attended Byard's backpack giveaway event in July. "His personality is genuine. He's like your best friend. You know that feeling you get when you know your best friend is looking out for you? He ain't gotta say nothing, he ain't gotta do nothing. But you know if you ever need him or anything like that, he would be there to support. That's the feeling I get when he's in the community. He's playing actively with the kids. He's engaging. He's speaking to the children. It's nothing doctored up.

"This is from the heart."

The Byard Family Legacy Fund

Byard has had nothing.

He lived in homes with no electricity. At 14, he had to be father figure to five younger siblings when his parents divorced and he moved from Philadelphia to Atlanta with his mother. Football was his source of security.

Byard knows generational-changing money, too. He's a millionaire in the NFL now, one of Titans' highest-paid players. He signed his five-year extension with Tennessee worth \$70.5 million in 2019, making him – at the time – the highest-paid safety in league history.

He has seen both sides of the spectrum.

It's why he gives back.

"I'm obviously successful now, but at the same time, I feel like I gravitate toward people that aren't always in the best place in life," said Byard. "I understand that me speaking to them can do a lot for (those in need). Just having this platform, it's a powerful thing and I don't think a lot of people really realize that or recognize it."

From his platform, Byard has worked with "The Casey Fund," a foundation founded by ex-teammate, Titans great Jurrell Casey, that supports at-risk youth and formerly incarcerated individuals. He has worked with

Rally on the Runway to support childhood cancer research. He has worked with Habitat for Humanity.

But in 2019, he was doing a meet-and-greet event in Nashville. He was taking pictures with kids. A parent talked to him, saying how much he appreciated the work he was doing in the community.

How can I get you some money? he was asked.

"First of all, I never just had anybody tell me they wanted to give me money out of nowhere," said Byard. "That kind of was a lightbulb that was like, 'Man, we might need to have to make something official.'"

Soon after, Byard and his wife founded the Byard Family Legacy Fund. Its mission: Providing second chances for families and individuals who need it. The fund has four core events: an annual Thanksgiving dinner, Christmas dinner, a back-to-school event and the football camp.

Kevin and Clarke split up responsibilities, with Clarke taking a more pronounced role during the NFL season. If Kevin can't speak at an event, he'll record videos around his Titans schedule.

The Byards renovated the Davidson County Department of Children's Safe Room through their foundation's "Gift of Grace" grant, which is awarded four times a year to individuals and/or organizations in need.

"We really want to reach out into the heart of the communities that we live in," said Clarke. "Sometimes, you just need that little mustard seed to continue to grow into who you're supposed to be. We're hoping to really impact people's lives in that way, just to make those little small changes to where that gives them a message to keep going and keep believing in themselves."

'It's going to change these kids' lives'

It's Aug. 1, and the ribbon of the renovated safe room has been cut.

The big unveiling was done. Shatina Marshall settled down in her new office.

An employee of the Tennessee Department of Children's Services, Marshall is one of the supervisors of the space. She's the one who reached out to the Byards through their foundation. It started with Byard speaking at the graduation celebration for the foster kids moving on from high school earlier in the year. He couldn't be there physically, but he sent in a pre-recorded video.

The relationship grew from there. The Byards wanted to impact the lives of children in a more intimate way. Marshall had the space for it. They collaborated in the months-long endeavor.

With the help of sponsors, the Byards gave the safe room new floors, fresh paint and a new kitchen, furniture and appliances. A teen space and a children's area was added. Functionality for the children, not just aesthetics, were central to the renovation.

It was Marshall's idea to rename the space after the Byards. She appreciated how approachable they were. How hands-on they were throughout the process.

"It's going to change these kids' lives," said Marshall. "I can't wait for tomorrow when I can open these doors to the kids and they can see what it's going to be now."

###

KEVIN BYARD

DEPARTMENT OF CHILDREN'S SERVICES 'SAFE ROOM' DEDICATED TO TITANS SAFETY KEVIN BYARD AND HIS WIFE ON SUNDAY

BY JIM WYATT
TENNESSEE TITANS
AUGUST 1, 2021

NASHVILLE – Titans safety Kevin Byard and his wife Clarke unveiled the renovated facility housing the Davidson County Department of Children's Services' Safe Room on Sunday.

The Safe Room is a dedicated space designed to help reduce the trauma for children who come into custody for child abuse and/or child neglect. Through a full cosmetic renovation this is now a safe space for the youth seeking refuge and gives them some sense of comfort.

"God has extended so much grace to me and my wife and my family," Byard said. "We only feel right to try and do the same. I give 100 percent credit to my wife. ... She ended up visiting this facility, and she had a vision, and wanted to be able to help out the community as much as possible. With me personally, I've had family that's been in the foster system, so this is near and dear to me as well."

The Davidson County Foster System is the recipient of the Byard Family Legacy Fund's annual "Gift of Grace" Grant.

"The Byard Family Legacy Fund actually has a grant called the "Grace Grant" and we model that after God's grace," Clarke Byard said. "We leave it open for individuals or for organizations ... that are in need of a little grace, a little extra help to push forward with what they are trying to accomplish."

The mission of the Byard Family Legacy Fund is not only to provide a sanctuary for families, but believes everyone deserves a second chance.

Byard, a father of two who is the second oldest of seven children, grew up without a father in his home. Byard has said his family worked hard to make ends meet growing up.

Byard, who played in college at MTSU, and his wife Clarke were on hand with their two children at Sunday's ribbon cutting.

"I want to give my personal thanks to Clarke and Kevin Byard for what they have done for the children in our custody," DCS Commissioner Jennifer Nichols said. "Kids are taken in at all times, day and night, and during that transition period, it's probably some of the most dramatic hours for them.

"The Byards have provided this home-like environment for them to stay in during those hours, and I can't imagine anything that is more important than the legacy this family is creating."

On Sunday, the Byards were presented a Certificate of Appreciation signed by Tennessee Governor Bill Lee.

Also, the Safe Room was dedicated the Byards, and the plaque will be hung inside the "Byard Family Safety Room."

"We all have a story – I have been through some rough times in my life as well," Byard said. "My path to where I am now definitely wasn't straight. ... The thing we wanted to do (with the Safe Room) is to make sure these kids feel comfortable."

###

KEVIN BYARD

BYARD NAMED TITANS' WALTER PAYTON MAN OF THE YEAR

FORMER BLUE RAIDER RECOGNIZED FOR SOCIAL ACTIVISM, COMMUNITY WORK

**BY MICHAEL GALLAGHER
NASHVILLE POST
OCTOBER 30, 2020**

Middle Tennessee sports fans have long known what kind of player and person Tennessee Titans safety Kevin Byard is.

On Thursday, Titans head coach Mike Vrabel was as close to giddy as local reporters have probably ever seen him when the third-year coach announced Byard as the Titans 2020 Walter Payton Man of the Year.

"I wanted to tell everybody how happy I was to tell the team about Kevin Byard being the Walter Payton recipient for the Titans," he said. "That is a special honor. That's something that I know that our guys hold in high regard just to the service that they do and the care for others, so just excited to be able to tell the team that and then honor Kevin (Byard) in front of the team. So, I wanted to share that with you guys as well."

Byard is one of 32 finalists for the Walter Payton NFL Man of the Year award, which is given annually to recognize an NFL player for "commitment to philanthropy and community impact."

Byard was recognized by the NFL Players Association back in September as the first Community MVP of the season after he hosted a pair of events where he helped pack and distribute over 300 kits to distribute that included backpacks of school supplies and other various items for distance learning kids.

Additionally, the 27-year-old All Pro has been one of the Titans' biggest catalysts for speaking out on racism, social justice and police

brutality this year. Byard was also one of many Titans players out on the streets in March helping the city of Nashville with its tornado relief efforts.

"This honor is no shock to anyone around Middle Tennessee," said Rick Stockstill, Byard's former MTSU head coach. "Kevin is a great man, a great husband, and a great player who always works hard in the community helping others. There's not a better leader or teammate than Kevin Byard. We love him dearly and wish him nothing but success."

Byard helped deliver his son back in August at his home in Nashville and also recently bought his mother a house back in May, stating it was "a pipe dream that only few are able to accomplish."

As the Titans nomination, Byard will receive up to \$50,000 donated to a charity of his choice by the NFL Foundation and Nationwide. Should he win the NFL award, he will receive \$250,000 donated to a charity of his choice. The winner will be announced during the Super Bowl in February 2021.

No member of the Titans has ever won the award and quarterback Warren Moon is the only player in franchise history to ever win, doing so in 1989. Baltimore Ravens defensive end Calais Campbell won the award last year when he was with the Jacksonville Jaguars.

"I think that's the total package that we're striving for, that all of us are striving for, to have some balance in our families, in our personal life, in our professional life, and then also what we're able to do to impact other people around the community and I know that's something that Kevin has done a lot of," Vrabel added.

###

**SUPER DAD: TITANS
SAFETY KEVIN BYARD
EXPLAINS HOW HE
DELIVERED HIS OWN SON
AT FAMILY'S HOME**

**BY JIM WYATT
TENNESSEE TITANS
SEPTEMBER 16, 2020**

NASHVILLE – Kevin Byard has made some clutch plays during the course of his playing career.

In the season opener at Denver, in fact, his forced fumble led to an early Titans touchdown.

But the 27-year-old made the play of his life last month when he delivered his own son, Kevin Leon Byard IV.

Yes, it's true. And on Wednesday, Byard went into great detail about how it happened while on a video conference call with reporters.

"It's one of those deals where we just couldn't make it to the hospital," Byard started off. "Obviously we weren't planning on having the baby at the house."

Byard said his wife, Clarke, started having mild contractions on the evening of August 23. Around 10:30 p.m., Byard's wife woke up and things escalated quickly. Then, she started having more severe contractions while on the bathroom floor. The child was due on August 24th.

"I kind of got up, I wasn't really panicking, but I scrambling to get some clothes on, helping her try to get dressed," Byard recalled. "Her mom was downstairs, so I called her up."

Byard then got the car ready, as Clarke Byard started moving around. Byard called the doula and said, "meet us at the hospital." But with things changing, it became, "meet us at the house."

With the doula on the speakerphone, the Byards provided updates. With the doula being 30 minutes away from the Byard's home, she

KEVIN BYARD

provided instructions. The first: "Let's try and get her in the bathtub."

But by this time, Byard said his son's "head was already poking out." At this point, Byard said his wife was on her hands and knees.

"The (doula) said, "Tell her to start pushing, the baby is coming," Byard recalled. "His face was pointing upward, so I could see his face was real purple. I was nervous about that, so the doula told me to support his head."

About 10 or 15 minutes later, there was serious action.

"Once he got his head out, his shoulders and everything just kind of slipped out," Byard said. "And I kind of caught him in my arms. He waited about five seconds, he coughed about two or three times, and started crying."

Byard's wife remained on the floor, and an ambulance was called.

"We ended up getting the placenta out, cut the umbilical cord, and we headed to the hospital," Byard said. "All of this happened from 10:30 to 11:05. It was like a 30-minute period. Things kind of went fast."

Byard and his wife also have a one-year-old daughter, Eliana.

A former MTSU star and team captain who has recorded 17 interceptions in his NFL career, Byard knows he has a moment he'll never forget.

"That was probably the most memorable thing me and my wife have ever been through in our relationship other than getting married," Byard said. "That's a story I am going to tell my son for the rest of our days."

###

DYLAN COLE

DYLAN COLE EARNING ROLE ON TITANS DEFENSE

BY TERRY MCCORMICK
TITANINSIDER.COM
OCTOBER 19, 2022

When you start to look at examples of the Tennessee Titans successful culture in the face of all sorts of adversity and injuries, one of the poster children for that model is inside linebacker Dylan Cole.

Cole, signed off the street last year in the Titans unfathomable season of running through 91 players, is now poised to make his third straight start at inside linebacker after making his way up the ranks with time on the practice squad and toiling on special teams, waiting for the chance for a bigger role.

When Zach Cunningham injured his elbow making a tackle against the Las Vegas Raiders in week four, Cole's opportunity came. And while it took a little time in that game to get into the flow, Cole answered the call at the most important time, breaking up a two-point conversion pass that would have potentially tied the game in the final seconds.

The next week Cole started in Cunningham's spot against the Colts and wound up with seven tackles, including five solo stops, while still performing much of his special teams duties as well. A

"I think I've done a decent job. There's always room for improvement. I think my understanding of the defense and what they want out of the linebackers has definitely gone up. It's just understanding our scheme and how we want to do things, and just being more comfortable with more reps as I go, that's always huge," Cole said.

Cole spent 2017-20 with the Houston Texans, where Titans head coach Mike Vrabel was his position coach and defensive coordinator for a while. So that certainly didn't hurt

him when he was on the street in 2021, and the Titans were looking for players. He was signed to the practice squad on Oct. 13, only to be released two weeks later, then brought back on Nov. 6 and then elevated to the active roster on Nov. 16 after being promoted for game duty in two consecutive weeks.

Cole remained with the Titans for the rest of the season and made the roster primarily for his special teams ability this summer. But when Cunningham went down, Cole was ready and has seized upon the chance to be a starter for the first time in his NFL career. The start against Indianapolis in the first meeting three weeks ago was his first NFL start at linebacker.

"I think that's our culture. Our culture is to grind it out, prepare like you're a starter and then when the opportunity comes, then take advantage of it," Cole said. "(Vrabel) preaches make plays, and if you make plays on special teams, you're going to get more opportunities. So that's what I try to do. Anytime I get an opportunity, whether it's special teams or defense, I'm trying to make the best of it and continue to make plays."

"There were some good plays, and things we've got to correct, but I think he's improved and continued to be a core special teams player for us as well," Vrabel said.

Cole seems to be following the model of how to go from underdog and long shot to earning added playing time.

"You move up the ranks by taking advantage of your opportunities and practicing well and knowing what to do when you get in there and earning confidence from your teammates and your coaches and ultimately your performance on the field," Vrabel said.

are inside linebackers. Cunningham remains out with his elbow injury, and Joe Jones continues to miss time with a knee issue.

Fullback Tory Carter was in the non-contact yellow jersey on Wednesday.

###

DYLAN COLE

NEWCOMER HAS BEEN THERE, DONE THAT

BY JOHN GLENNON
SI.COM
OCTOBER 1, 2022

NASHVILLE – The Tennessee Titans will be without the services of a player who once led the NFL in tackles this Sunday in Indianapolis.

One man who might help replace him? Another player who once led the league in tackles.

Coach Mike Vrabel ruled out starting inside linebacker Zach Cunningham for Sunday's game against the Indianapolis Colts. Cunningham sustained an elbow injury last Sunday against Las Vegas.

It's another blow for the Titans, as Cunningham has averaged six tackles in the seven games he's played for Tennessee. He posted an NFL-best 164 tackles in 2020, his last full season with the Houston Texans.

The player most likely to step into Cunningham's starting role is Dylan Cole, who saw 27 snaps against Las Vegas and deflected a Raiders two-point conversion attempt that could have tied the game with a little more than a minute to play.

But the Titans also elevated inside linebacker Joe Schobert, who was signed to the practice squad on Wednesday. A six-year veteran, he adds valuable NFL experience to a group that includes Cole, David Long and Joe Jones.

It's fair to say the 28-year-old Schobert isn't your traditional practice-squad player. He's started 80 games and totaled 661 tackles, 11 sacks, 10 interceptions and forced fumbles. Schobert led the NFL with 144 tackles while playing for Cleveland in 2017, earning a trip to the Pro Bowl in the process.

"He has played a lot of football," Vrabel said. "He has played a lot of football at inside linebacker. He is an instinctive player and we'll see where he is at the end of the week and how he can help us, just like everybody else that we ask to prepare like they're going to be a starter this week."

The obvious question: Why was Schobert unsigned almost a month into the 2022 season, after starting 15 games for Pittsburgh last year and totaling 112 tackles? The Wisconsin native has, after all, racked up more than 100 tackles in each of the past five seasons.

"It was a weird offseason," Schobert said. "There wasn't a whole lot of action (at inside linebacker). There was a lot of other guys at my position – like Dont'a Hightower, just one other name – who've been just kind of sitting, waiting for the phone to ring and get an opportunity to get back in the building and go. It was strange, but I'm happy to be here now."

The Denver Broncos gave Schobert a brief look during training camp, signing him on Aug. 15 and releasing him Aug. 23 after he played in one preseason game. He made two tackles.

He didn't play or practice again until this past week, meaning one of Schobert's challenges will simply be working himself into game condition as quickly as possible.

"You can't replace football with any real exercise because there's the whole physical taxing out there," Schobert said. "It's a whole different football game, but I've stayed in as good a shape as I can."

"I live out in Colorado, so I'm training in altitude, so it's a little harder to breathe out there. Maybe that will help, coming back and playing some football, but we'll see."

four seasons for the Browns, one in Jacksonville and one in Pittsburgh. He believes the experience he's gained in different systems should help him adapt quickly to the Titans.

"I'm a man of many (teams), but thankfully there's not too many different schematics in the NFL," Schobert said. "It's just different verbiage – the language you have to learn – and guys have been good here. ... (The Titans' system) isn't exactly similar to things I've played in the past, but it's close enough."

Said defensive coordinator Shane Bowen: "Anytime you've got a vet that's played a lot of football, I think it's good for the room, good for the unit. Just the knowledge he can kind of share with those other guys is always valuable. I think the transition is probably a little easier for guys like that."

Schobert said it's been an unusual experience for him not to be playing football so far this season.

He's ready to once again prove his value – whether it's this Sunday or down the line.

"I feel like I'm somebody you can count on to be in the right spot, do their job and then make the plays that come to them," Schobert said. "I'm not going to be a liability in any sense, from off the field to on the field to being in meetings. I'm going to be there and I'm going to do the right things."

###

MORGAN COX

THE UPSIDE-DOWN LIFE OF THE TENNESSEE TITANS' ALL-PRO LONG-SNAPPER

BY DAVID FLEMING
ESPN

JANUARY 20, 2022

LONG-SNAPPING HAS been described as the most specialized, and most ignored, position in all of sports. And in the strange, upside-down world of the long-snapper, the better you are at your job, the more anonymous you become. Case in point: Although they are a critical component in punting, extra points and field goals in a league where field position and scoring is at an all-time premium (especially during the playoffs), long-snappers didn't have their own official spot on the All-Pro team until last year. That inaugural All-Pro honor went to the Tennessee Titans' Morgan Cox. After 11 years, four Pro Bowls and several historic field goals in Baltimore, the Tennessee native joined the Titans in 2021 as a free agent. Not that it upped his Q rating at all. "The motto with long-snapping is you want to go unnoticed, otherwise you're not doing your job correctly," says Cox. "I want people to forget my name because I've done my job so well, the ball's just there and they just expect that it's just going to be there all the time. So I take pride in going unnoticed. I've always said that I could probably walk through the stadium concourse in my helmet and jersey and pads and everybody would be like, 'Why are you wearing number 46?'"

Still, few people in the history of the game have better insight into this weird but fascinating position and all the extreme mental and physical challenges that come with it. (For starters: they're, um, inverted.) Which is why, leading up to the No. 1-seeded Titans divisional-round playoff game against the Bengals, ESPN Daily sat down with Cox to learn, well, everything, about the strange art and science of long-snapping.

HAVING A MOMENT: Few of us had any clue about how uniquely skilled and valuable these players were until Covid-19 sidelined a handful of starting long-snappers and the Colts, Cowboys, Bucs, Bengals and others had to scramble to find qualified replacements. Heck, this season, even the uber tight-lipped Bill Belichick gave an eloquent and passionate nine-minute answer when asked during a press conference about the importance and evolution of long-snappers. (Nine minutes!) A few years ago, Belichick confessed that securing a backup long-snapper was what allowed him to sleep well at night. The love of long-snapping runs in the family, apparently. Bill's son Steve, a defensive coach with the Patriots, was a walk-on long-snapper at Rutgers.

No one appreciates long-snappers more than backup long-snappers, though. In 2010, Cox blew out his ACL against the Browns but decided to stay in the game to snap, especially after seeing how petrified Ravens running back Willis McGahee was at the prospect of filling in for him. "After I hurt my knee, he came up to me on the sideline and he was like, 'Hey man, are you good? Are you good? Are you going to be able to snap?'" says Cox, who tore his other ACL in 2014. "He was freaking out that he might have to go in and snap." The premium on scoring and the shrinking margin of victory in the NFL (this season the Titans outscored opponents by an average of only 3.8 points per game) has made extra points and field goals, and thus, long-snappers, even more like lawyers and umbrellas: no one really appreciates them until they don't have one.

IN GOOD HANDS: Cox is so obsessed with his hands and his grip that even during the off-season he doesn't like to use hand moisturizer. Seriously. "I can't really use a hand lotion because I hate the feeling of not being like ready to snap a ball at any given time," he says. "Even if it's like, you know, March or April and I know there's no game, for whatever reason I have to get my

hands back to where I could snap a ball, like right away. It's just like a mental oddity that I have that I need to be ready to snap at all times." Likewise, Cox is very particular about his grip on the ball and before the game will even let the referee know how he wants the ball placed so the inflation valve will be in the center of his right palm. Much like a quarterback, Cox's ring finger always goes across the second seam. He uses his left hand mostly as a guide, but just his fingertips and with his palm well off the ball, "almost like the way you'd hold a waiter's tray."

Cox thinks of his snapping motion as a pendulum, because the most simplified, streamlined kinetic movements are the easiest to replicate under the most stressful situations. "At the bottom of the pendulum is the fastest, most efficient time to let go of the ball," he says. "And I'm always trying to think of the nose of the ball, because wherever I point the nose of the ball is where the ball is going to go." And like a great free throw shooter, for Cox the follow-through is critical to good form. When a snap goes well, his thumbs will be pointing straight up in the air and the backs of his hands will almost be touching.

THERE WILL BE MATH: After 12 years in the NFL, Cox has long-snapping down to a science. On field goals he only has 0.7 to 0.75 seconds to get the ball into the holder's hands. (A human eye blink takes 0.4 seconds.) And when the ball arrives the laces need to be at 12 o'clock, which is long-snapper lingo for straight up in the air so that when the ball is placed on the ground the seams are directly toward the goal posts. (Laces at 6 o'clock, pointing back at the kicker, are "a disaster," Cox says, because if they catch on a kicker's foot it drastically changes the direction of the ball.) In all, the field goal unit has between 1.2 and 1.3 seconds to get the kick off. So, to get the ball to the holder on time and in the right position, Cox knows that he must snap it at 35 mph with exactly 3½ rotations and with no target deviation. (Even having to

MORGAN COX

reach a little for the snap can push the timing well past 1.3 seconds.)

Because weather, humidity and altitude affect the spin of the ball, pre-snap Cox slightly adjusts the distance between himself and the holder to ensure 3.5 rotations. (This must be what Cox's former coach, John Harbaugh, meant when he said the long-snapper has "relentless attention to detail.") So it makes sense that Cox isn't a believer in the cliché that playoff football is a game of inches. "It's more like millimeters," he says, "a blade of grass, that's the difference in games a lot of times, that little amount of space."

THE UPSIDE-DOWN WORLD: George Malcom Stratton was an American psychologist who pioneered the study of perception in the early 20th century by outfitting subjects with special glasses that turned everything they saw upside down. Stratton found that after some initial disorientation, in time the subjects' brain and vision adjusted to everything being upside down and they were able to function normally while theoretically upside down. Essentially, that's what happens with NFL long-snappers: like astronauts, gymnasts and Shaun White, they've been inverted so long it becomes normal.

"I've never thought about it, to be honest with you," says Cox. "Like, why is my holder hanging off the side of the Earth? It's just one of those things you get used to over the years." The only thing Cox worries about is being inverted too long, which is why he always waits to get the cue from his holder before starting his snap sequence. "You don't want all the blood to rush to your head," he says. "If I go down too early and grab the ball, I can literally feel my head filling with blood. I've been down there for 20 or 30 seconds before and I'm still able to snap it, but it's not ideal. You're thinking more about: 'How long have I been upside down?' Rather than, 'This is where the ball needs to go.'"

K BALLS: As if long-snapping wasn't hard enough, teams use specially prepared "K balls" that are extremely slick and typically inflated to the max (13.5 PSI) for added distance. NFL rules allow teams 45 minutes before games to prepare kicking balls in order to smooth out the tacky bumps in the leather of the regular game balls that quarterbacks and other playmakers prefer because of the added grip. It's usually done by a member of the equipment staff using a wet towel and a brush with coarse horsehair bristles and then marking the ball with a "K." With a smoother surface the balls are better for kickers but considerably harder for long-snappers and holders to handle, especially in bad weather. (Just ask Tony Romo.)

"Talk about getting into the weeds on stuff," says Cox. "Quarterback balls typically have all these dimples that are much more raised and even pronounced. Kicker balls are almost the exact opposite. And there's a certain technique on how teams prep kicker balls. They'll basically grind down all of those dimples. You talk about an art form. There's guys that are really well known for being able to work a kicking ball in. But what it does, it doesn't exactly lend itself to throwing the ball."

FOOTBALL FIDGIT SPINNERS: Even during a busy game, Cox is likely to go 20 minutes or more between snaps. In the playoffs, that's a long time to be standing in the freezing cold thinking about how there are up to 100 million people watching as you put the team's fate in your hands. Think of it this way: While leading the Chiefs to a win in Super Bowl LIV, Patrick Mahomes threw two interceptions and no one batted an eye. But if the Chiefs' long-snapper had two wild snaps in the Super Bowl he'd be a meme right now.

In long-snapping, being able to handle that kind of pressure is almost as important as technique and training. That's why so many long-snappers become great at ball tricks. Cox can spin it like a

basketball on his finger, bounce it off the ground and back into his hand and he's been working on the Aaron Rodgers' classic arm flip and catch. "It's just about passing the time and doing something with my hands, rather than just sitting with my thoughts," says Cox. "The most you can stay out of your head the better. When I was in college, the snapper ahead of me told me that I could never be a long-snapper if I couldn't learn to spin the ball on my hand."

OH YEAH, YOU ALSO HAVE TO TACKLE: As if performing one of football's most specialized and thankless tasks weren't enough -- again, inverted and with zero room for error -- long-snappers are also expected to contribute downfield on punt coverage. The first punt Cox covered in college (at Tennessee) was a touchdown return by Cal's DeSean Jackson. "I didn't get within 10 yards of him," Cox admits. Over the course of his pro career, though, Cox has averaged about one tackle a year, which is downright respectable.

Cox is something of a legend among long-snappers for his 2012 posterization of Cleveland All-Pro kick returner Josh Cribbs, a picture-perfect, open-field tackle that appeared to knock the ball and Cribbs' helmet loose. There's just one tiny catch. "The way everything funneled, I just happened to be in the alley where he was running through," Cox says. "And, just like you practice in Pop Warner, I duck my shoulder and wrapped him up. I get up and I see that his helmet is knocked off, the ball's loose and we had jumped on it. And I'm like, 'Wow, but there's no way I did that.'" Indeed. Cox hit Cribbs low and didn't realize that at the exact same time his teammate, Ravens linebacker Dannell Ellerbe, delivered the hit up high that removed both the ball and the helmet from Cribbs' possession. "But in the newspaper the next day, the front page of the sports was me tackling Josh Cribbs and his helmet starting to fly off," says Cox. "Someday I'm going to show my grandkids that picture and be like,

MORGAN COX

'Look what the old man used to do
back in the day.'"

###

MORGAN COX

NEW TITANS LONG SNAPPER MORGAN COX, A FOUR-TIME PRO BOWLER, EXCITED ABOUT RETURN TO TENNESSEE

**BY JIM WYATT
TENNESSEE TITANS
MARCH 18, 2021**

NASHVILLE – Morgan Cox is coming back to Tennessee, to join the Titans.

Cox, who played 11 seasons as the long snapper for the Baltimore Ravens, on Thursday agreed to terms on a one-year deal with the Titans.

A Collierville native who played at Evangelical Christian School and the University of Tennessee, Cox is regarded as one of the best long snappers in the NFL.

"It was a huge attraction for me," Cox said of returning to the state. "Getting to play high school ball in Memphis and college ball in Knoxville, it just seems fitting for me to come here. I am really excited. My phone has been blowing up ever since the news hit. I have been invested in the Titans for many years now – I remember when they came to town and they were playing in the Liberty Bowl back in the day and I came to games when I was in high school.

"I love this organization. This was an easy "yes" for me. As soon as I learned that they were interested, I was ecstatic just on that. And to get the news that we had finalized it was beyond. ... I am joining a great team already, and I am excited to see how I can help improve it."

Cox is a four-time Pro Bowler, and when the league added long snapper to this year's All-Pro ballot, Cox became the first honoree.

Cox, 34, joined the Ravens in 2010 as an undrafted rookie from Tennessee. He was released by the team earlier this offseason.

Cox has played in 165 games in his NFL career. Cox was a walk-on at the University of Tennessee before earning a scholarship prior to the 2008 season. He was the starting long snapper for Tennessee for the 2007, 2008, and 2009 seasons and he earned Academic All-SEC honors from 2006–2009.

With the Titans, he'll snap to Titans punter Brett Kern on punts, but the team's kicker for 2021 remains unclear.

Cox and Kern talked on FaceTime after Cox agreed to the deal, and they've already made plans to work on their chemistry together. Cox made the drive from Memphis to Nashville on Thursday to sign his new deal.

"I am excited to work with Brett," Cox said. "I've worked with him at the Pro Bowl, and I have already planned it out in my mind and stuff. So, I am excited to get together and get to work ... and I am excited about being in Tennessee and where we could go. I think the sky is the limit."

###

ZACH CUNNINGHAM

AS ZACH CUNNINGHAM EMBARKS ON HIS TENNESSEE TITANS CAREER, WHAT HIS HIGH SCHOOL COACH WANTS YOU TO KNOW

BY BEN ARTHUR
THE TENNESSEAN
DECEMBER 24, 2021

Matt Glover remembers the play that sent Zach Cunningham's recruiting into the stratosphere.

It was Week 8 of the Tennessee Titans linebacker's senior year at Pinson Valley High School in Alabama. The other team ran the triple option out of the I-formation.

It tried to, at least.

Cunningham tackled the fullback, the quarterback and the pitch man. All on the same play.

Tennessee offered him at halftime of the game. Most of the SEC followed suit. Other Power 5 programs like Miami and Oregon hoped in the fray, too.

Cunningham had entered his senior year with just one offer, from UAB.

"He blew up," Glover, Cunningham's high school coach, recalled. "It was like overnight."

As Cunningham embarks on his career with the Titans, Glover spoke to *The Tennessean* about what he remembers about the NFL's 2020 tackles leader from his high school days.

Glover's responses have been shortened and edited for clarity:

The Tennessean: What first comes to your mind when you think about Zach Cunningham?

Glover: "Quiet. He was always quiet in high school. Never talked much. Just did his job.

"We ran a 3-4 (defense) and the linebacker beside him was the vocal

guy. ... He had to make all the calls because Zach just wouldn't talk."

The Tennessean: Was he a four-year varsity player for you?

Glover: "Yes. ... I use Zach all the time as an example to kids about (how) you never know as a freshman what a kid is gonna turn out to (be). ... If you told me Zach Cunningham would've been playing college football and then play in the NFL as a freshman (in high school), I would've called you a liar. He grew and got taller and just got a lot better.

"He was actually a running back when I got him as a freshman. He was tall and lanky, so we moved him to linebacker."

The Tennessean: Why would you have been shocked if someone told you he was going to end up in the NFL?

Glover: "I think he wanted to be a running back. And I think he really didn't want to be a linebacker, so I don't know if he really bought into the change in positions because he'd always been a running back.

"I think he played a little bit of running back as a freshman. And then when he got to his sophomore year, that's when we really moved him to linebacker. We started him at outside linebacker. He played outside linebacker his 10th grade year and then teams started running away from him, so we moved him to our inside linebacker (position) his junior year and senior year, that way he could go sideline to sideline."

The Tennessean: How would you describe what his game was like in his early days as a linebacker?

Glover: "Zach is very explosive. He's got a very good gift. He's long and he's a lot faster than you thought he was because he saw he was so long. ... He was just a football player. Sometimes, you put a football player in any position and they're gonna thrive in it. And that's kind of what Zach was.

"He was pretty much I think the star running back in junior high and then he got to ninth grade and he wasn't really that guy. Moved to a different position and he just thrived there. He probably could've played safety, tight end. Any place and he would have been just as good."

The Tennessean: Zach is leaner than your prototypical NFL inside linebacker. Has he always been that way?

Glover: "I remember his junior year, Coach (Nick) Saban coming in. We had a receiver that everybody was looking at. He was a top receiver in the nation type. I kept telling (Saban), 'I got a kid here. He's skinny, but he's got (six) brothers and sisters. He can't eat like he needs to, but I think he's going to be really, really good.' So he looked at him ... (his recruiter) was like, 'Coach, the only thing about Zach, we just don't know if he can put weight on his frame.' They didn't think he could put the weight on. I want to say when he graduated high school, he didn't weigh 165 pounds or 170 pounds.

"UAB offered him going into his senior year. ... He did not get another offer until Week 8 of his senior year. And then he absolutely blew up.

"We were playing a team that ran an I-formation triple option. Zach, on one play, tackled the fullback, quarterback and the pitch (man) for about a four-yard (loss). So he tackled all three of them. Once he did that, he blew up, man. It was like overnight.

"I think his final (schools) were Auburn, Oregon and Vanderbilt. At that time, Auburn was actually going through a coaching change. (Gene) Chizik just got fired and (Gus) Malzahn was coming in. They offered Zach, and I think Zach liked Auburn. ... Right there at the end, Coach Malzahn called and said they were holding the last linebacker scholarship for another kid. Zach's scholarship offer wasn't valid until that kid didn't come. And that's

ZACH CUNNINGHAM

when he signed with Vanderbilt, which was a good decision.

“But he’s always been skinny. Always.”

The Tennessean: So Zach started blowing up after the massive tackle on the triple-option play?

Glover: “I remember Coach (Derrick) Ansley at halftime walking by. He looked at me. He said, ‘Tell (Cunningham) he’s got an offer (from Tennessee). I’ll be back Monday.’”

“I knew the kid could play. Everyone knew he could play. It was just, you look at him and he’s a 6-3, 6-4, 165-pound MIKE linebacker. If you catch him between the lines, he was going to tackle you. He could run, was long, had great length. He had great power and explosion. He knew leverage real well. I think that’s what makes him such a great tackler.

“I mean, every high school coach we played against (talked about him). They still talk about Zach being the best defensive football player they’ve ever coached against. ... He was just a tackling machine and people finally started noticing. Once they started noticing, it was crazy. It was just one after another after another after another. They just kept coming in and coming in.

“I remember being on the phone with a coach from Miami and they were flying up; I think it was the last day before the dead period to see Zach. I said, ‘Coach, he’s committed to Vandy. He’s pretty solid.’ He says, ‘Coach, we’re flying up anyway. We got to have him.’ It was really crazy.”

The Tennessean: Anything else?

Glover: “Going into his senior year, his cleats were messed up for practice one day. They tore up. We had a contract with Nike. So I asked him, ‘Zach, what size shoe do you wear, son? I’m gonna send (the torn up shoes) in and get you a new pair

of shoes. He said, ‘Coach, I wear 14.’

“I get his shoes. I call the Nike rep. I say, ‘I need a pair of 14s.’ I send (the old ones) in. So I look at them, put them in the box in the back. I looked and they were a size 12. So he played his whole junior year in a size 12 shoe when he wore size 14.

“He didn’t complain. He never said anything. It’s just the way he was. He just did his job.”

###

BUD DUPREE

TENNESSEE TITANS' NFL FREE-AGENT SIGNINGS 2021: BUD DUPREE SHOULD HELP PASS RUSH

*BY TURRON DAVENPORT
ESPN.COM*

MARCH 15, 2021

NFL free agency is off and running, and we're keeping track of every major signing, trade and release of the 2021 offseason, with analysis from our NFL Nation reporters and grades from our experts. The new league year begins March 17 at 4 p.m. ET, which means free-agent signings can be made official after that. The first round of the 2021 NFL draft begins April 29 on ESPN.

The Titans have multiple roster needs that have to be addressed. Finding an impact pass-rusher tops the Titans' defensive needs list. Adding a game-changing defensive end/outside linebacker will likely take up most of their cap space that Tennessee has to work with.

The Titans could also use some help at the cornerback position, specifically at nickel. Wide receiver and tight end are the biggest needs for the Titans' offense. They'll need to find a kicker as well. Filling out the roster with limited cap space and 20 players that are set to become free agents won't be an easy task.

Here's a breakdown of every 2021 NFL free-agent signing by the Tennessee Titans, and how each will impact the upcoming season:

The Titans hope Bud Dupree can bolster their pass rush. Photo by Mark Alberti/Icon Sportswire

Bud Dupree, linebacker

The Titans have agreed to a deal with linebacker Bud Dupree, the former Steeler told ESPN's Jeremy Fowler on Monday. The deal will pay Dupree more than \$16 million per year.

What it means: The Titans get much-needed pass-rush help by signing Dupree who had eight sacks

in 11 games last season. Dupree had 11.5 sacks in 2019. The 6-foot-4, 269-pound outside linebacker complement's Harold Landry who is more of a speed rusher coming from the opposite side. Dupree's 24 tackles for loss over the last two seasons show he's capable of making plays behind the line of scrimmage which should help set up more third-and-long situations to allow the pass rush to go after the quarterback. The Titans allowed opposing offenses to convert on 51.8% of their third-down opportunities. That should change this season.

What's the risk: Dupree is coming off a torn ACL that occurred in Week 12 against the Baltimore Ravens. He told Fowler in early March he plans to be a full participant in an NFL training camp based on positive feedback from his doctors. The injury is a reason to be concerned, especially for a player that relies on his explosiveness to get a jump on the snap and rush the passer. The other thing to consider is whether or not Dupree will be successful without T.J. Watt on the opposite side. Dupree only posted 4.5 sacks in 2016 before Watt arrived.

Veteran Denico Autry has 30.5 sacks and 202 tackles in 96 games over seven seasons. Jeffrey Brown/Icon Sportswire

Denico Autry, defensive lineman

Autry agreed to a three-year deal with the Titans.

What it means: The Titans needed to add to their pass rush after struggling to sack the quarterback last season (19 sacks, ranked 30th). Titans GM Jon Robinson found a disruptive interior defender in Autry, who had 7.5 sacks last season with the Colts as a complement to DeForrest Buckner (9.5 sacks). Tennessee hopes to create a similarly disruptive tandem with Autry and third-year defensive lineman Jeffery Simmons. Autry created an additional five sacks last season and was double-teamed on 57.8% of his interior pass rushes.

Now that the Titans have the interior rush solidified, they can turn their attention to an impact defender who can rush the passer off the edge.

What's the risk: There really aren't any risks. At 30 years old, Autry had his second-best season last year with the Colts and that was next to Buckner. The Titans are banking on Autry's ability to be successful without Buckner as his running mate. It's not out of the question as Autry led the Colts with nine sacks in 2018. He finished with 3.5 sacks the year before Buckner arrived in Indianapolis. Autry will be 33 years old by the time his contract with the Titans expires.

Kendall Lamm, offensive tackle

What it means: Lamm gives the Titans a reserve tackle that can back up starters Taylor Lewan and Dennis Kelly. Tennessee will likely lose veteran tackle Ty Sambrailo to free agency so signing Lamm who is a year younger is a good move. Lamm comes to the Titans from the Browns who employ a similar zone-blocking scheme. Just for good measure, Lamm caught a one-yard pass for a touchdown for the Browns in their Week 13 win over the Titans last season. Under Mike Vrabel, the Titans have used numerous tackle-eligible plays that have resulted in offensive linemen catching touchdowns. Lamm could follow in the lines of Kelly and reserve tackle David Quessenberry.

What's the risk: There really aren't any risks to this deal. At 28-years-old, Lamm is a veteran tackle that can fill in if called upon. His \$8.5 million salary over two years is a bargain for a reserve offensive lineman.

###

BUD DUPREE

EDGE RUSHER BUD DUPREE ALL SMILES AFTER FIRST PRACTICE WITH TITANS

**BY JIM WYATT
TENNESSEE TITANS
AUGUST 6, 2021**

NASHVILLE – In the grand scheme of things, it was just one practice.

But for Titans edge rusher Bud Dupree, it was a start.

"Everybody said: Welcome back," Dupree said after his first practice with the Titans on Friday. "(My teammates are) excited, just like I am excited. I haven't played football since December, so it is exciting for me just to be able to do the things I am doing right now. It is fun. I love this game, and I am excited to be on the Titans."

Dupree, signed back in March, practiced for the first time – on the team's eighth practice of training camp – after being taken off the team's Physically Unable to Perform list earlier in the day.

Decked out in No.48, with red socks, red gloves, and a red sleeve on his right arm, Dupree went through individual drills, and he worked in other periods as well. Dupree said coaches and trainers are deciding on how much he does as he works his way back from the torn ACL he suffered last season while with the Steelers.

It was a different look for Dupree, who wore black and gold with the Steelers since being drafted in the first round of the 2015 NFL Draft.

"It' different, but it's fun," said Dupree, who started 66 games and he posted 39.5 sacks, 231 tackles, 54 tackles for loss, an interception return for a touchdown and 65 quarterback hits in six seasons in Pittsburgh. "Change of color doesn't mean anything. You just have to go out there and embrace your new atmosphere, embrace your new team and put everything else behind you."

Dupree, 28, recorded eight sacks in 11 games in 2020 before suffering the season-ending knee injury and he also posted 31 tackles, 8 tackles for loss and 15 quarterback hits.

Dupree posted a career-high 11.5 sacks in 2019 with 17 quarterback hits and 16 tackles for loss. Dupree's 19.5 sacks over the past two seasons rank eighth and his six strip sacks rank fourth in the NFL since 2019.

During the offseason, Dupree rehabbed in both Arizona and Atlanta, and also in Nashville. The Titans placed him on PUP at the start of camp, and he's spent the past 10 days working inside and outside at Saint Thomas Sports Park with trainers, while attending meetings.

As Dupree edges closer to being 100 percent, he knows the biggest question centering him now is: Will he be ready for Week 1?

"God willing, I am," Dupree said with a smile. "I am working hard to be able to be in a position to play whenever they need me to play. If they want me to play Week 1, if they want me to play Week 2, if they want me to play Week 3, 4, or 5, it doesn't matter. But I know mentally and physically I am going to be ready."

"So I am just going to put everything on them to allow me to know when I'll be suiting up."

###

CALEB FARLEY

TITANS CB CALEB FARLEY REMEMBERS HIS LATE MOM'S "FIGHTING SPIRIT"

BY JIM WYATT
TENNESSEETITANS.COM
OCTOBER 19, 2022

NASHVILLE – When Caleb Farley thinks about his mom, he remembers her courage and strength.

The Titans cornerback also thinks of the fighting spirit of his late mother, Robin.

In fact, Farley has a tribute to his mom on his chest in the form of a tattoo.

"This is a picture of me and her when I was a child," Farley said as he pulled his shirt up after a recent practice, showing off the artwork. "We were boxing. I got this (tattoo) because this was her fighting spirit. We've always been a boxing family, a fighting family, and that's the top of thing that surrounded us, and her. She was a warrior.

"I think about my mom every day. And, being able to mediate in her presence and think about her and enjoy those memories is almost like her still being here. I love dreaming about her. I love when memories of her come back to me, even if it makes me tear up. It still brings back a lot of emotions."

For the last 14 years, the NFL and American Cancer Society (ACS) have teamed up to support the fight against cancer through "Crucial Catch: Intercept Cancer." The initiative, which kicked off in stadiums earlier this month, addresses early detection and risk reduction efforts across multiple types of cancers.

All 32 NFL teams will have the option of supporting the Crucial Catch initiative in stadiums and in their communities this year. In addition, players may wear cleats and shoelaces in any color representing the type of cancer

awareness they support or have been impacted by during their team's Crucial Catch game.

Farley is one of a large group of Titans who've been impacted by cancer, and this is the team's week to highlight them, and pay tribute, just like they do in their personal lives every day.

Robin Farley was diagnosed with breast cancer when Caleb Farley was in junior high. She was in remission and was cancer-free for several years before the cancer returned into her bones.

Robin Farley passed away on January 2, 2018. She was 53.

"My mom was a blessed woman," Farley said. "She was a leader in our community, she was very beloved in our community. She was sweet and gentle, full of light. And that's what I try to carry on in her legacy, and show the morals and values that she instilled in me as a child. ... She was a warrior. I've seen her hold her head high and fight through far worse than I've experienced in this life. It's very inspiring."

In his second NFL season, Farley is still finding his way in the NFL.

Drafted in the first-round of the 2021 NFL Draft, Farley has dealt with adversity as a player, dating back to his days at Virginia Tech when he had to fight through back and knee injuries.

As a rookie last season with the Titans, Farley suffered a torn ACL, which required a long rehab.

Farley continues to fight.

It's how he was raised.

Just look at his tattoo.

"Everything I've had to deal with is very minor compared to what she went through," Farley said of his mom. "I saw it first-hand, and I watched her body deteriorate. And I watched her

haven't really faced anything compared to that.

"I think my mom is (looking down from heaven) smiling at me, just because of me going through my own trials and tribulations, knowing that I'll come out on the other side and be successful once again. I'll always remember the lessons she taught me and her mindset, and the spirit that was within her and it will push me every day."

###

CALEB FARLEY

FROM TEARS TO A SMILE: HOW CB CALEB FARLEY KEPT THE FAITH, AND PUT HIMSELF IN A GOOD SPOT WITH THE TITANS

BY JIM WYATT
TENNESSEETITANS.COM
JULY 28, 2022

NASHVILLE – Caleb Farley remembers the night he had to start all over again.

The Titans cornerback remembers it too well, in fact.

It came during the second quarter of the team's October 18 against the Bills last season. Farley had recorded a pair of tackles before suffering a torn ACL, which began his rehab process all over again.

"It was dramatic for me," Farley said after Thursday's practice. "I was teary-eyed, I was crying. It was just a huge emotional blow. It was something unexpected. I didn't understand things. I knew the process that was to come. I knew where I was. It's something that really tried to keep me down and defeat me mentally.

"But that's not what I chose to agree with. I just chose to work to get back."

Fast-forward to today.

Nine months later, Farley is back on the practice field for training camp.

His knee brace is gone, and his spirts are up as he attempts to win a starting job with the Titans in 2022.

But right now, Farley said his focus is on getting better, and giving himself a chance.

"Just coming back out here (is a blessing)," Farley said. "Learning how to walk again can mess with you mentally, so just being able to run around and catch footballs and play football is rewarding.

"Definitely my faith (helped). I am a big faith guy, a spiritual guy. Without God, without my savior Jesus Christ, I wouldn't be here talking to you guys. I wouldn't still be trying to chase my dreams."

Selected 22nd overall in the 2021 NFL Draft out of Virginia Tech, Farley played in just three games in 2021 before suffering the season-ending knee injury. He was credited with two tackles and a pass defended against Jacksonville before starting against Buffalo the following week.

Then came the injury on October 18 against the Bills. Farley also tore his ACL in college, when he dealt with back issues as well.

Titans head coach Mike Vrabel and General Manager Jon Robinson have both praised Farley this offseason, saying he's made great strides during his rehabilitation and on the field since being placed on Injured Reserve last year.

In fact, Vrabel said earlier this week Farley recorded a pair of interception after reporting to training camp at the end of last week with some of the team's players recovering from injuries.

Farley knows his work must continue in the coming days, weeks and months. He said he ditched the "clunky" and "heavy" brace he'd been wearing a while back, a sign of his progress.

"Physically, mentally, emotionally – every aspect in my life I have improved," Farley said. "It just takes time to kind of slow the game down for you, and it doesn't ever stop truly. You have to continue to improve.

"It has been a journey, and hopefully it pays off and I get to the season healthy. I feel great, and I am confident. I just want to consider stacking the days. The job is never finished."

###

CALEB FARLEY

AFTER LOSING HIS MOM TO CANCER, TITANS' CALEB FARLEY LEANED ON FAITH TO HELP REALIZE HIS NFL DREAM

**BY TURRON DAVENPORT
ESPN.COM
MAY 14, 2021**

NASHVILLE, Tenn. -- Robert Farley was sitting at a card table playing spades when his phone rang. His son Caleb was on the other end and burst into tears as he began to explain that he just tore the ACL in his knee.

Caleb was then a freshman wide receiver at Virginia Tech and thought his playing career was in jeopardy.

"OK, it's all right," Robert said, recalling that 2017 conversation. "No, baby, the advancement with medicine and everything they have going now, they'll have you back in no time. You still have your career ahead of you."

Robert was right. Caleb, who developed into a top cornerback prospect, was taken by the Tennessee Titans at No. 22 in the 2021 NFL draft.

The knee injury turned out to be a blessing in disguise. Not playing afforded Caleb opportunities to travel back to Maiden, North Carolina, to spend time with his mother, Robin. She was being treated for a second bout with cancer. She was first diagnosed with breast cancer when Caleb was in junior high, but it went into remission after two years of treatment.

But the cancer returned and this time it was too much -- Robin died when she was just 53 years old. But what Caleb learned from his mother's struggles with cancer ultimately strengthened his faith and prepared him to deal with his own health challenges that laid ahead before he could realize his NFL dream.

Titans rookie Caleb Farley joined the NFL draft broadcast from his father's home in North Carolina. AP Photo/Tony Dejak

According to Robert, his wife never asked why God allowed her, a faithful person, to get sick. Despite the bad days that came from chemotherapy treatments, Robin made sure it wasn't obvious how much she was struggling.

Robin's strength and steadfastness to her faith while enduring such a trying fight left an impression on Caleb, underscoring the importance of having a close relationship with God.

"I can say that was the start of me maturing in my faith," Caleb said. "I've always been built up in the scriptures and known what you should and shouldn't do. It wasn't as intimate or as pure of a relationship as it could have been.

"When I saw my mother go through that and believe that she could be healed and then I saw it come back and kill her, it hurt my faith in the beginning. But I believe you have to serve the Lord when it's good and bad. I made the decision that I was going to trust God. I would be lost without him."

Working through the loss of his mother was a test, but Caleb knew his mother would want him to press onward toward his goal of being a professional football player -- something he wanted to do since he was little.

Like many young kids, Caleb was told his NFL goals weren't realistic. But his mother was always the one telling him he could do whatever he put his mind to doing.

"My mother had a crazy belief in me and things that I could do," Caleb said

Robert added: "It was all about his little will. He was so determined at such a young age."

Caleb was a star quarterback at Maiden High School, passing for

1,776 yards and 21 touchdowns and rushing for 2,574 yards and 37 touchdowns as a senior. But after enrolling at Virginia Tech, he became a wide receiver. Then came the knee injury that ended his freshman season.

That will Robert noticed in Caleb at an early age was put to the test when he changed positions again, this time converting to cornerback before the 2018 season.

But Caleb quickly found success. He notched two interceptions and a sack against Florida State in his first start at corner. Then in 2019, Caleb established himself as one of the best cornerbacks in the country when he posted four interceptions, one of which he returned for a touchdown, along with 12 passes defended.

Then adversity struck again.

Caleb Farley had four interceptions and 12 passes defended during 2019 -- his last college season. AP Photo/Lynne Sladky

Caleb suffered a herniated L5 disk and bulged S1 joint while doing a deadlift exercise. The injury caused him to miss the final two games of the 2019 season. He had a discectomy performed on the L5 in February 2020 and was advised to let the bulged S1 heal on its own.

Next came another curveball: The COVID-19 pandemic, which complicated things even more because of the uncertainty surrounding the college football season. Caleb understood how much another year of experience would bolster his draft stock.

Robert thought another season would solidify Caleb as the best corner in the 2021 draft class.

"I knew that if he came out of college playing another year, he was going to grow by leaps and bounds," Robert said. "I knew if he played another year, it would be without question that he was something special, something you don't see often."

CALEB FARLEY

###

But Caleb's mind was on his family. Having lost his mother already, he was not about to put his father at risk by exposing him to COVID. He wasn't comfortable with how procedures were being followed at Virginia Tech. In July, he made a decision to opt out of the 2020 season.

Here is former Virginia Tech CB Caleb Farley's announcement that he is opting out of the college football season to train and turn pro, sent to ESPN: pic.twitter.com/5j4FmQvGKy

— Adam Schefter (@AdamSchefter) July 29, 2020

"My faith taught me to be smart and cautious," Caleb said. "I had to identify and target what was disturbing my peace. With everything going on with my living arrangements, I couldn't see me playing being the best decision. I had to be cautious and protect my father."

Robert wanted Caleb to play, but understood his reasoning. He didn't want Caleb to carry that weight on his shoulders, so he supported the decision.

Caleb was still widely projected to be top-10 draft pick, but adversity found its way back into the picture.

The bulged S1 was still causing Caleb discomfort when training for his pro day. He elected to have a microdiscectomy in March, which kept him from being able to perform at his pro day, where he could have showcased his speed and athleticism for NFL personnel executives and scouts.

Suddenly a player who was a likely top-10 pick was projected to go in the latter half of the first round. But Caleb remained positive and maintained his faith that everything would work out. This was what all of the other obstacles he faced prepared him for.

"For him to have endured that and went through that adversity, there

could not have been any bigger adversity that he could have faced," Robert said. "He faced that and moved past it. The rest of it is just small matters."

But there was one more twist in store for Caleb: The NFL invited him to Cleveland for the draft, but he was unable to attend when he tested positive for COVID.

pic.twitter.com/TCLWNde6lx

— Caleb 🏆 (@IamCalebFarley) April 28, 2021

Instead of traveling to Cleveland to celebrate, the Farleys spent the day at Robert's home. Caleb tested negative the morning of the draft, but the family celebrated in separate rooms to be safe. Caleb was in his father's living room by himself while everyone else was in the garage.

Caleb says he views what happened to him over the past year as a chance to prove his faith and not take anything for granted.

"This whole situation has been eye-opening," Caleb said. "I've gotten closer to my family and to God. I am just thankful to wake up every day and breathe air and still have football and carry out my dreams."

He remains confident he will be ready to play when the Titans report for training camp and says he's felt great since the day he had the surgery in March. Caleb laughed as he reflected on how he woke up from surgery and walked out a day later to jump on a flight from Los Angeles to Virginia to attend the Hokies' pro day.

Caleb knows that in due time he will fulfill his dream of being an NFL player with his mother proudly looking down from above. He is dedicating this season to his mother.

Added Caleb, "If she were here, I would be talking trash to her about what I'm about to do to everybody and she'd be telling me, 'Yeah, baby, that's what you're going to do.'"

KRISTIAN FULTON

TITANS CORNERBACK KRISTIAN FULTON FULFILLS NFL DREAM JUST 2 WEEKS AFTER GRANDFATHER DIES DUE TO COVID-19

**BY ERIK BACHARACH
THE TENNESSEAN
APRIL 25, 2020**

Kristian Fulton was surrounded by family at his New Orleans home Friday night when he finally heard his name called in the 2020 NFL Draft.

One of his biggest fans, though, was missing as the Titans selected the former LSU cornerback in the second round.

Louis Fulton Jr., Fulton's grandfather, died two weeks ago because of COVID-19. So while Fulton saw his NFL dreams come to fruition Friday, it wasn't easy.

"Definitely was (difficult)," Fulton said on a conference call with reporters after being drafted. "There's a lot going on right now, just dealing with everything that's going on.

"It's crazy. I had just talked to him a few days before and he was telling me how he was still watching some of my old games that was coming on TV, and he was always watching and was always excited just to see me succeed. It definitely was tough for me."

Fulton, a 6-foot, 197-pounder, gives the Titans secondary a much-needed jolt. Known for his penchant for disrupting passes, the sticky cornerback was a second-team All-SEC performer in 2019. He had a red flag on his resume — Fulton was suspended for the 2017 season after tampering with an NCAA drug test — but a thorough vetting process left the Titans with no doubt that he had matured from the experience and was a high-character prospect.

Titans general manager Jon Robinson said he felt fortunate that Fulton was still available when the

Titans were on the clock with the 61st overall pick.

When the Titans finally swiped him off the draft board, Fulton said he felt his grandfather's support.

"I know he was looking tonight and he's going to be with me along the way," Fulton said. "Me and my family, we're getting through, it's tough getting through it."

###

KRISTIAN FULTON

FOOTBALL FASHION AND FOOTWEAR HOW TITANS KRISTIAN FULTON BUILT A BRAND IN NASHVILLE

*BY TURRON DAVENPORT
ESPN
JULY 16, 2021*

NASHVILLE, Tenn. -- Although Tennessee Titans defensive back Kristian Fulton is entering his second season in the NFL, he is facing a different kind of rookie season this year. Kristian, 22, and his older brother Keith, 25, recently opened an urban wear boutique in Nashville called The Trenches.

"We came up with ideas and our goals, so when we had the opportunity we could make something happen. Once I knew I was going to the NFL and got the chance to make some money, that's really when it started to come about," Kristian said.

Kristian was drafted in the second round of the 2020 NFL draft (61st overall) and signed his four-year, \$5.3 million rookie contract soon after. He played sporadically as a rookie, but finished with an interception and a sack. His season was limited due to a knee injury and being placed in COVID-19 protocol. He figures to be a key part of the secondary this season at right corner and as the nickel corner.

Kristian was destined to play in the NFL from his days at Archbishop Rummel High School in Metairie, Louisiana, where he was named New Orleans Defensive Player of the Year as a junior. The Fulton brothers played on the same high school team and shared dreams of playing in the pros.

"I expected to play football when I was younger. We played on the same high school team and won two championships. I played running back in college at four schools, chasing the dream of getting to that next level," Keith said.

Keith started with a scholarship to Mississippi College. He transferred

to Southeastern Louisiana, then to Grossmont College before finishing his final two years at LSU.

While at LSU, as it became clear his NFL dreams wouldn't be realized, Keith made the decision to shift his focus to the management side of sports. He also developed a love for art, which would eventually grow into an idea for the layout of the boutique. Keith was intrigued by the prices he saw collectors paying for art. Being from New Orleans, a place where artists abound, made his interest even stronger.

Now that interest is on display, by way of the featured artists whose works rotate on a monthly basis inside the boutique. The decision to showcase artists offered the opportunity to become an investor while helping those who might otherwise not have a chance to sell their paintings.

"I see a lot of galleries here in Nashville, but not everyone is able to get into them. I thought it would be cool to showcase local artists and Black artists around the country. It was cool to give them a shot to sell their product," Keith said.

The Trenches features a unique blend of fashion, footwear and art.

"It all comes together. Clothes, music, art, it's layered," Keith added. "We tied it all together into one."

"There were a lot of [local brands] that we thought could do it big if they had the opportunity. Now, we want to give them a chance," says Kristian Fulton. Felice Brightman II

Their mother, Michelle Fulton, had similar business aspirations and is happy to see her sons make it a reality.

"I tell them how proud I am of them, because back when I was in college, my dream was to own my own business. A dream of mine has become a dream come true for them and it makes my heart full."

None of the clothing brands in The Trenches are mainstream names. Instead, the boutique features rising designers from New Orleans and other cities across the country.

"Everybody falls into the trend of high-end luxury brands. Growing up, we couldn't afford that, so we supported the local brands. There were a lot of them that we thought could do it big if they had the opportunity. Now, we want to give them a chance," Kristian noted.

There are typically four or five different brands featured in the store on a rolling basis. Kristian mentioned the "Fulton County" clothing line as one of his favorites.

"That's a smooth design to come up with. Fulton County, that's like a jail. That's how I'm going to lock everybody up," Kristian said, referring to his coverage skills on the football field.

The sneakers make up another part of the boutique's unique formula; the Fulton brothers didn't always have access to the latest and greatest sneaker releases. Keith recalled a time when he wanted to get the LeBron James Galaxy 9 sneakers, but couldn't get his hands on them.

"That's really the main thing. Giving other people the opportunity to have the chance to get some kicks they might not be able to get at the main stores," Kristian said.

According to Keith, it's really difficult to get a hold of new sneaker releases because of hoarders who buy up the supply. But the connections that he has developed and the doors that have opened because Kristian is an NFL player help the brothers get access to rare sneakers, like Nike's Kobe Mambas, various Jordans and more.

When it comes to the Fulton brothers' passion for shoes, the apple didn't fall too far from the tree.

"I am a shoe fanatic," Michelle said, "I start with the shoes and then I'll find the clothes to match. In their late-high-school to early college

KRISTIAN FULTON

days, I began to notice their style take shape. It started with lots of different style tennis shoes. I'd tell them they reminded me of myself. I'd say to them, 'You are definitely my child,' because when they pack for a trip they have a separate suitcase for their shoes."

The Trenches isn't just a boutique for the Fulton brothers. It's a way to connect to the community.

As Kristian's business manager, Keith traveled to Nashville right after Kristian was selected in the draft, so he could network.

"I was thinking of different ways where he [Kristian] could introduce himself to the community in Nashville as a businessman, not just an athlete. I thought about the idea as a way that we can give back to the community," Keith said. "There's a lot of intimate but also family-oriented spots in New Orleans that we would go hang out at. There weren't too many places that had those spots that we are used to. We wanted to bring that here."

They've been able to bring the New Orleans vibe to Nashville through free seafood boils and other events that were hosted at the boutique, which is located on historic Buchanan Street in North Nashville.

The location is not a coincidence. They initially looked at storefronts downtown near the Broadway strip, only to find that they were too expensive. That's when Keith turned his attention to Buchanan Street.

"It's been a very popular area in the Black community in Nashville. We learned that quickly when we got here with the Black-owned businesses they have. We felt like it was the perfect location for us to keep it in the trenches, close to the community," Keith said.

The Fulton brothers' passions for fashion and art come through in the store's selection and layout. Felice Brightman II

The storefront sits directly on Buchanan Street next to a thriving

Black-owned kitchen and lounge, and across the street from a flourishing Black-owned pizza shop. Naming the boutique "The Trenches" goes perfectly with the culture they came from.

"We feel like everybody is either actually from the trenches or they want to be from the trenches. It's a popular thing in our generation coming up. That's how we gravitated to the name. It's relatable," Kristian said.

For Kristian, a big part of being relatable is actually being present in the store. He wants his customers to have access to him to talk about fashion, football, footwear or anything else that will help provide a unique shopping experience.

Opening The Trenches wasn't easy, especially during the coronavirus pandemic. Despite being a sports management major at LSU, Keith didn't have any business experience. He had to rely on his research and some help from mentors.

They opened the boutique on Saturday, March 20 of this year only to close the following Wednesday because they sold all of their products. Now the shelves are always stocked and the boutique is prospering.

"Our saying is, 'The real always prevail.' There was a lot that we went through and there's a lot that people go through, too," Keith explained. "I feel like everybody -- well, most people -- can feel our story, where we came from and what we are trying to do. For us to make it out, we want to inspire everybody."

###

KRISTIAN FULTON

TENNESSEE TITANS' KRISTIAN FULTON IS CHANGING HIS DIET AND DOING PILATES — ALL TO GAIN A COMPETITIVE EDGE

BY BEN ARTHUR
THE TENNESSEAN
MAY 12, 2022

Tennessee Titans cornerback Kristian Fulton said he has changed his diet this offseason.

The former second-round pick has talked to several standout defensive backs across the NFL – fellow LSU alums and All-Pros Patrick Peterson, Tyrann Mathieu and Tre'Davious White among them – and his college position coach, Corey Raymond, for tips on getting through a 17-game season.

He has also taken up Pilates.

After an injury-riddled rookie season, Fulton became a productive starter, with 40 tackles, 14 passes defended and two interceptions in 2021. But he missed four games last season due to injury after being limited to six games in 2020.

“Can’t eat ribs,” Fulton said last week of his diet. “Basically, pork, I’m trying to cut that out. Having meal prep. Having someone make my meals for me instead of just going to buy food every day of the week. Stuff like that. I’m still learning on it. (I) just got a nutritionist, so I’ll talk with him.”

Fulton added that he hopes that Titans coaches trust him to shadow top receivers more in 2022.

With Jackrabbit Jenkins no longer on the roster, Fulton will enter next season as Tennessee’s No. 1 cornerback.

“Playing smarter, playing faster, being more physical,” Fulton said of what’s next for him in Year 3. “I want to be around the ball more all year, however I can do that.”

Fulton also shared his thoughts on Roger McCreary, whom the Titans selected 35th overall in last month’s draft. The former Auburn star adds competitive depth to a cornerback room that features three other players selected in the first three rounds since 2020: Fulton, Caleb Farley and Elijah Molden.

“I like his skillset,” Fulton said of McCreary. “I like the way he plays the game. I feel like he’s got good feet at the line. He’s patient, makes a lot of plays on the ball. I’m excited to see what he can do for our secondary to make us better.”

###

HASSAN HASKINS

TITANS SELECT MICHIGAN RB HASSAN HASKINS IN THE FOURTH ROUND (PICK 131) OF SATURDAY'S NFL DRAFT

***BY JIM WYATT
TENNESSEETITANS.COM
APRIL 30, 2022***

NASHVILLE – The Titans selected Michigan running back Hassan Haskins in the fourth round of Saturday's NFL Draft.

Haskins was taken with the 131st overall pick.

"I just feel like I am a powerful back, but I have everything in the tool bag," Haskins said. "I run angry. I am just a powerful, aggressive runner."

In 2021, Haskins ran for 1,327 yards and 20 touchdowns for the Wolverines. He racked up a career-best 169 rushing yards on 28 carries and tied a Michigan record with five rushing TDs against Ohio State (Nov.27).

During his career at Michigan, Haskins (6-1, 220) appeared in 37 career and carried the ball 452 times for 2,324 yards and scored 30 rushing touchdowns. He only had only 26 negative rushing yards his entire career. He also had 10 career 100-yard rushing games and did not fumble in 452 rushing attempts.

Haskins became the 24th running back in school history to surpass 2,000 rushing yards. He also caught 24 passes for 171 yards in his career.

He led all running backs at the NFL Combine with 27 bench press reps.

Haskins said he's looking forward to working with Titans running back Derrick Henry.

"It is a blessing," Haskins said. "He is one of the best. I am going to learn, and get better with him. I feel like it's going to be a good combination."

###

DERRICK HENRY

HENRY JOINS MLS OWNERSHIP GROUP

**BY DAVID BOCLAIR
SI.COM
APRIL 26, 2022**

NASHVILLE – Derrick Henry is ready to tackle another form of football – from a completely different perspective.

The Tennessee Titans running back was one of three high-profile individuals who became minority owners in Nashville SC, that team announced Tuesday. Nashville SC is a Major League Soccer franchise that began play in 2020.

Henry joined actor/producer Reese Witherspoon and technology investor Jim Toth as part of the ownership group. According to the team, the two-time rushing champion is the fourth NFL player involved in ownership of an MLS franchise.

“As a kid growing up in Florida, I imagined being a professional sports owner and the opportunity to do that with a Major League Soccer club is truly a dream come true,” Henry said via a release from the team. “My investment in Nashville SC is way more than financial, it’s truly an investment in the city of Nashville. The chance to be part of a club like Nashville SC, especially after seeing what they are accomplishing in the community, was an opportunity I did not want to miss.”

In its first two seasons, Nashville SC shared Nissan Stadium with the Titans while construction of its own soccer-specific venue was built. That facility, Geodis Park, opens Sunday when Nashville SC hosts the Philadelphia Union. All 30,000 seats for that game have been sold.

Nashville played its first eight matches of the current season on the road and went 3-3-2, good for eighth place in the Western Conference. Philadelphia (5-1-2) is currently in first place in the Eastern Conference.

“We meant it when we said we were doing this in Nashville, with Nashville and for Nashville,” principal owner John Ingram said. “Having Derrick, Reese and Jim join our group signals our commitment to being a club that is going to do things at the highest level and with the best Nashville has to offer.”

###

**TITANS RB DERRICK
HENRY APPLAUDS PREP
STAR KAYLEB WAGNER,
WHO BROKE HIS SINGLE-
GAME RUSHING RECORD**

**BY JIM WYATT
TENNESSEE TITANS
SEPTEMBER 23, 2021**

NASHVILLE – Back in high school, Titans running back Derrick Henry once rushed for 502 yards in a single game, setting a record many probably thought would never be broken.

This past Friday night, however, Baker High School (Fla.) junior running back Kayleb Wagner broke Henry's single-game rushing record by totaling 535 yards and six touchdowns.

In the process, he earned props from Henry.

"I think it is incredible," Henry said on Thursday. "I thought it was really cool. I got to talk to him a little bit on Instagram and hopefully he breaks some more. That was really cool, definitely an inspiration to me and I am sure he is an inspiration to his team and everybody over there in that community. It was definitely cool to see and hopefully I can do something for him these upcoming weeks. I love to see it."

Making Wagner's record-breaking performance even more impressive is the fact he was born without a left hand.

On Thursday, Henry said he gave Wagner words of encouragement.

"I just told him to keep going, keep working hard, keep God first, break some more records," Henry said. "I have been trying to talk to him to see what I can do for him. It is a cool situation. He was outrunning guys, guys weren't touching him, it was really cool. Records are meant to be broken and I hope he breaks some more."

Henry, who played at Yulee High just outside of Jacksonville, broke

DERRICK HENRY

the 51-year-old national high school rushing record with 12,124 yards after compiling 4,261 rushing yards as a senior.

Henry a Heisman Trophy winner at Alabama who has led the NFL in rushing the past two seasons, said he wasn't shocked his single-game record was broken.

"Florida boys are different," Henry said with a smile, "so I knew somebody would come around and break it eventually."

###

DERRICK HENRY

**DERRICK HENRY
REWARDS TITANS'
OFFENSIVE LINEMEN
FOR 2,000-YARD SEASON
WITH SPECIAL GIFT**

every day. I wouldn't want nobody else blocking for me but the guys up front. I couldn't do it without them."

###

***BY TURRON DAVENPORT
ESPN.COM
MARCH 16, 2021***

NASHVILLE, Tenn. -- Tennessee Titans running back Derrick Henry last season became the eighth player in NFL history to reach the 2,000-yard mark, finishing with 2,027 yards -- the fifth-highest total.

While Henry's feat has been recognized -- winning the 2021 Offensive Player of the Year award -- the fifth-year running back won't hesitate to give credit to his offensive line. That's why King Henry gave each offensive lineman a gold rope chain with a medallion that includes a crown at the top along with "2K" in diamonds.

The medallion also has each player's name engraved on the back with Henry's rushing total.

The jewelry is the latest in a line of gestures Henry has made to show his appreciation for the guys up front. Henry gifted each of his offensive linemen a Rolex of their choice after they helped him clinch the NFL's rushing title in 2019.

Then, Henry made sure they were taken care of at Christmas when he had arcade-style Pac-Man games sent to each lineman. In Henry's mind, it's only right to take care of his linemen because they take care of him.

"Like we always say, block longer than the guy with the ball, and those guys did a great job. I just had to go out there and do my job and those guys are physical," Henry said of the offensive linemen after rushing for 250 yards in the regular-season finale against the Houston Texans.

"Those guys are tight. They stick together. They help one another. They communicate. They work hard. They want to be great each and

DERRICK HENRY

DERRICK HENRY BECOMES TITANS SECOND 2,000-YARD RUSHER

THE TITANS RUNNING BACK BECOMES THE EIGHTH PLAYER IN NFL HISTORY TO REACH THE MILESTONE.

**BY MICHAEL HOGAN
SPORTS ILLUSTRATED
JANUARY 3, 2021**

A few weeks ago, a 2,000-yard season was just a possibility for Derrick Henry. In fact, he was a little behind pace.

But for the Tennessee Titans running back, nothing should come as a surprise. Certainly not another massive performance against a team he has dominated in recent seasons, the Houston Texans.

To become the eighth player in league history to reach 2,000 rushing yards in a single season Sunday, Henry needed 223 yards. And he got every last one of them and then some.

Henry entered one of the most exclusive clubs in football and all of sports, the 2,000-yard club, with a six-yard run on his 28th carry of the contest. It came with 7:46 to play.

Henry finished with 250 yards on 34 carries (both career-highs) as the Titans outlasted the Texans 41-38 to finish first in the AFC South for the first time since 2008. His final total of 2,027 yards is the fifth-highest single-season total in NFL history.

"I am very thankful for those guys [on the offensive line]," Henry said. "I told those guys in the locker room, every single one of them, how thankful I was for them. I wouldn't want anybody else blocking for me. I couldn't do it without them."

Henry makes the Titans the first NFL franchise to have two 2,000-yard rushers. Chris Johnson earned his 'CJ2K' nickname when he rushed for 2,006 yards in 2009.

Johnson gave his reaction on Twitter, saying "2 2k's!!!!"

The 2015 Heisman Trophy winner at Alabama becomes the first running back to reach the milestone since Adrian Peterson did it with the Minnesota Vikings in 2012.

"I keep saying it's a really cool moment, a really cool thing," right tackle Dennis Kelly said. "That's something when you're older, when you're done playing, you're able to talk to your kids, that's something you can look back and be like, 'I did that.' Instantly, there's this bond that we all accomplished this together."

"It's going to be pretty impossible to forget."

From the start of Sunday's contest, the two-time rushing champion had the looks of a man on a mission. Henry had more than 100 yards rushing by halftime, including a 52-yard touchdown run in the second quarter. He added a six-yard touchdown in the third quarter. He surpassed 200 rushing yards for the game on the Titans' second offensive series of the third quarter. At the start of the fourth quarter, he was 18 yards away from 2,000.

Henry said that he knew somebody had been keeping track of his progress toward 2,000 yards throughout the game. Quarterback Ryan Tannehill, who had the greatest statistical season of any Titans quarterback, said he didn't have much of a clue about how close Henry was getting. He is happy to have been a part of it, though.

"I enjoy, like I said, every opportunity I get to go out and play on Sundays or Saturdays," Tannehill said of the day. "You know, it's something that when you go through what I went through over the past couple years, you appreciate it a little bit more. So, to be able to get into the playoffs for a second time, win the division, it's definitely a moment I'll look back on and really appreciate."

In the process of gaining the final yards to reach 2,000, Henry had one mistake that clearly did just enough to bother him to the point where he was not all smiles after a massive performance in a memorable victory.

He lost his second fumble of the season late in the third quarter -- a rare mishap from a player who almost never coughs up the football. The Texans scored a touchdown plays to close the Titans' lead to three, 31-28.

"You know, after rushing 2,000 yards, but I'm serious, right now I'm just pissed off at myself for the mishaps that I had," he said.

While Henry wouldn't acknowledge much about his season, it has been historic.

He is the 10th player since 1953 to be the league's rushing champion in consecutive seasons, and the other nine are members of the Pro Football Hall of Fame. Four of the previous 2,000-yard rushers also have a spot in Canton, Ohio.

In leading the league this season, Henry had seven 100-yard performances and three others with more than 200 yards. He is the first player to have three 200-yard rushing performances in a season since 2016 and fifth overall since the 1970 AFL-NFL merger. Only a handful of running backs have had one 200-yard rushing game since 2018.

Henry now has five career 200-yard rushing performances, and three of them have come in his last three games against Houston. He is the first player in league history to have that many against a single opponent.

A player who notoriously takes zero credit for his accolades and commends his teammates for just about everything he accomplishes, Henry might as well start writing his Hall of Fame speech.

He will have a lot of people to thank.

DERRICK HENRY

“I’m just thankful for my teammates,” he said. “Thankful for all of them, you know, week in and week out, you know, them doing their job. Just the unselfishness that they have for my success, I’m very thankful.”

But for now, reflection is something that will have to wait until this season is actually over.

“Regardless of if I got it, I did it or I didn’t,” he said. “I wasn’t pressing for it. I just wanted to be able to win the game as a team and make it to the playoffs in the division.”

###

DERRICK HENRY

TITANS RB DERRICK HENRY DONATES \$10,000 TO NASHVILLE FIREFIGHTER WHO LOST HOME IN FIRE

**BY JIM WYATT
TENNESSEE TITANS
MARCH 1, 2021**

NASHVILLE – His 2020 season over, Derrick Henry was in already offseason workout mode a few weeks back, preparing for what's ahead.

But the Titans running back stopped in his tracks when he saw a heartbreaking story on his Twitter feed, and he wanted to do something to help.

The beneficiary: Nashville firefighter Jeremy Taylor, a Titans season ticket member and father of four daughters who lost his new home to a large fire recently.

Taylor was surprised at his fire station last week with \$15,000 donation -- \$10,000 from Henry's 'Two All' Foundation, along with a \$5,000 contribution from Campbell's Chunky Soup.

The good deed was prompted by Henry, who took a screenshot of the Twitter post on the story and asked a member of the Titans organization how he could help.

"I saw the tweet and I was just touched by it, losing a home is such a tragic occurrence," Henry said. "Not only did I see the tweet but I saw that he was a Titans fan and also a first responder. Nashville has been through so much as a community – the tornado, the pandemic going on, and then the Christmas bombing. I just wanted to be able to help someone in need and someone who has been helping everyone else throughout this pandemic."

Taylor and his family were not in their new home at the time of the early morning explosion and fire on January 30, but they'd moved all their belonging into the White Bluff residence and were preparing to

move in after finishing a checklist at the home they'd recently sold.

Taylor, his wife Lauren and their daughters, ages 13, 12, 11, and 8, lost everything in the fire.

"I thank God we weren't home, and nobody got hurt," Taylor said.

Taylor said it's been an emotional time. He's been buoyed by the support of friends, and fellow firefighters.

Then came the act of kindness from Henry, and Campbell's.

When Taylor got to work last Wednesday, he got a big surprise. After watching a video message from Henry, who explained why he wanted to help, Taylor also received a signed No.22 jersey from the NFL's Offensive Player of the Year in 2020. Titans cheerleaders and others from the organization were on hand for the check presentation.

"I am blessed, very blessed," Taylor said. "(This) has definitely been a blessing to my family. I am very overwhelmed. I don't know what to say."

Henry said he was more than willing to help.

"I was just touched by what I had seen about Jeremy and his family on Twitter, and just wanted to do anything I could to help them," Henry said. "I'm very thankful to be able to have Campbell's come in as well to try to help Jeremy and his family. Just touched by his family and wanted to help Jeremy in his own time of need."

###

DERRICK HENRY

TITANS' DERRICK HENRY HONORS VICTIMS OF RACIAL INJUSTICE BY WEARING THEIR NAMES ON HIS SUIT

Friday. "We always have those conversations. It's about respect and it's about listening.

###

***BY ERIK BACHARACH
THE TENNESSEAN
SEPTEMBER 14, 2020***

Derrick Henry continues to raise the bar with his travel attire, but his outfit this time was much more than a fashion statement.

Henry on Sunday honored victims of racial injustice by wearing their names on his suit. As the Titans arrived in Denver ahead of Titans-Broncos on "Monday Night Football" (9:20 p.m., ESPN), Henry exited the team plane wearing the suit. The Titans posted photos of it on their official Twitter handle with the caption: "It takes all of us."

Henry led the league in rushing last season with 1,540 yards and was a first-time Pro Bowler. In July, the team re-signed him to a four-year, \$50 million deal.

The Titans were one of a handful of NFL teams to cancel practice on Aug. 27 in the wake of the police shooting of Jacob Blake in Kenosha, Wisconsin, which occurred a few days earlier.

Titans' Derrick Henry wears a suit honoring victims of racial injustice by wearing their names on his suit as he arrives for the team's first game against the Denver Broncos.

It remains to be seen whether Titans players will peacefully protest during Monday night's national anthem, as several NFL players around the league did Sunday. Titans coach Mike Vrabel said that any protests would come as a decision by his players. Defensive lineman and team captain DaQuan Jones said Friday that the team was still discussing what they might do ahead of Monday night's kickoff.

"I think our players will do what they feel comfortable doing, and we will support that," Vrabel said on

DONTRELL HILLIARD

TITANS RB DONTRELL HILLIARD AIMS TO CARVE OUT A ROLE FOR HIMSELF IN 2022

BY JIM WYATT
TENNESSEETITANS.COM
JUNE 10, 2022

NASHVILLE – Dontrell Hilliard didn't arrive with a lot of fanfare in 2021, and when he re-signed with the team earlier this offseason, it didn't create lot of buzz either.

But the Titans running back, who provided a valuable boost in Derrick Henry's absence the second half of last year, has gone about his business quietly this offseason while getting a lot of chances to improve.

And in 2022, Hilliard hopes he can help the team again.

"I just want to be me, and carve out my role," Hilliard said after an OTA this week. "I want to show the team that I can be that guy that they can depend on and trust and leave it all up to the coaches and the team."

Hilliard, who initially joined the Titans in October 2021, re-signed with the team earlier this offseason and he's taken part in all of the team's offseason program.

With Henry not present at the voluntary workouts, Hilliard has gotten a lot of work in the team's OTAs alongside veterans running backs Jordan Wilkins and Trenton Cannon, and rookies Hassan Haskins and Julius Chestnut.

"Every day we come out and fight," Hilliard said, "and come out and show that love and competitiveness to make us better."

In 2021, Hilliard impressed with his opportunities while working in tandem with D'Onta Foreman, who signed with the Panthers earlier this offseason.

In eight games for the Titans in 2021, Hilliard carried the ball 56 times for 350 yards (6.3-yard

average) and two touchdowns. Hilliard also had 19 catches for 87 yards, with a long of 28 yards.

Hilliard's best game in 2021 came against the Patriots, when he carried the ball 12 times for 131 yards, including a 68-yard touchdown run.

Hilliard, who played in college at Tulane, spent time with the Browns (2018-2020) and Texans (2020) before joining the Titans.

Over his career, Hilliard has accounted for 447 rushing yards and four touchdowns on 78 carries, also registering 41 receptions for 286 yards. As a returner, he has a 23.0-yard average on 43 kickoff returns.

Now, he's working to find a role once again.

"It's a lot of time, and you have to go out and take advantage of it," Hilliard said of the offseason program. "I feel blessed to have the opportunity, and by having the time you get more chances and more opportunities to go out and learn the playbook and the details that you need to perform your best."

###

AMANI HOOKER

BYARD SAYS HOOKER HAS FOLLOWED PROPER PATH TO LEADERSHIP

*BY MICHAEL HOGAN
SI.COM
JUNE 3, 2021*

Amani Hooker figures to make a bigger impact in more than one way this season.

First, the Tennessee Titans safety figures to be a full-time starter for the first time in his career after the team released veteran Kenny Vaccaro as part of a secondary overhaul in March.

He also hopes to be more of a leader for the defensive unit.

And nobody knows how to properly establish leadership than the man he will be playing beside in the defensive backfield this season, Kevin Byard, who has been a team captain in each of the past two seasons.

In order to become a good leader, Byard said, one must first be a good follower. And Hooker has done that well over his first two NFL seasons.

“I think Amani has been a great follower since he’s been here,” Byard said. “Watching me and (Vaccaro), or just watching any of the veteran guys and learning from them, learning how to be a pro.”

A third-round pick out of Middle Tennessee State in 2016, that’s exactly how Byard became one of the Titans’ most prominent voices in the locker room, for both on and off-field matters.

The Pro Bowler and All-Pro observed and learned from the likes of defensive back Jason McCourty and linebacker Brian Orapko.

Not only would Byard listen to what veterans had to say on a daily basis, but he paid close attention to the smallest of details. In the NFL, of course, doing the “little things” matters most.

“One thing that I did when I first got into the league was I looked at the parking lot,” Byard said. “When I got there in the morning, I was looking at cars ... what car is here early in the morning? Okay, this guy here. I was asking Jason, ‘Hey, what time are you getting here in the morning? Why are you coming here so early?’ They were getting rehab or doing the little things.”

A fourth-round pick out of Iowa in 2019, Hooker’s ascension to a more significant role on the defense started last season. His snaps with the defense increased, and when Vaccaro missed three games due to a lingering concussion, Hooker was called upon to start.

He finished tied for the team lead in interceptions with four and second in passes defended eight while also making 51 total tackles. All of those marks are career-highs.

Entering the 2021 season, Hooker is in a position to evolve as a leader for many reasons. Many younger players will fill the secondary after numerous moves in free agency and the NFL Draft.

But most importantly, he’s taken after many veterans over his first two seasons, including Byard.

“He’s into that role where he’s out there playing, he’s out there being more vocal, making calls and checks. That’s the start of it,” Byard said. “Going out there being sure of yourself, knowing what you need to do. When you assure yourself and know what you need to do, you can coach another guy up. I think he’s been doing pretty great at that.

“I think we’re going to be pretty good running mates this year.”

###

AUSTIN HOOPER

SIX THINGS TO KNOW ABOUT TE AUSTIN HOOPER, WHO HAS AGREED TO TERMS ON A ONE-YEAR DEAL WITH THE TITANS

**BY JIM WYATT
TENNESSEETITANS.COM
MARCH 21, 2022**

NASHVILLE – The Titans on Monday officially agreed to terms on a one-year deal with former Browns tight end Austin Hooper.

Here's a look at six things to know about Hooper and the Titans:

(1)- Hooper was a third-round pick (81st overall) of the Atlanta Falcons in the 2016 NFL Draft. With the Falcons, Hooper was named to the Pro Bowl in 2018 and 2019. He had his best season in 2019, when he caught 75 passes for 787 yards and six touchdowns. In 2018 and 2019, Hooper combined for 146 receptions over the two seasons, a total that ranked fourth among NFL tight ends during that span.

(2)- Hooper became a free agent in 2020, and he signed with the Browns. Hooper caught 46 passes for 435 yards and four touchdowns with the Browns in 2020, and he caught 38 passes for 345 yards and three touchdowns in 2020. Hooper was released by the Browns earlier this month, which made him a free agent.

(3)- In five NFL seasons, Hooper has played in 88 games, and he's tallied 298 catches for 3,024 yards (10.2-yard average), with 23 touchdowns. He has 31 catches of 20-plus yards in his career, along with four catches of 40-plus yads.

(4)- With the Titans, Hooper joins veteran tight end Geoff Swaim, who was signed earlier this month in free agency, on the roster. The Titans also have tight ends Tommy Hudson, Austin Fort, Ryan Izzo and Briley Moore on the roster. Meanwhile, tight ends Anthony Firkser and MyCole Pruitt are unrestricted free agents.

(5)- Hooper played collegiately at Stanford. Hooper played in all 13 games as a redshirt freshman in 2014, and he finished season with 40 receptions for 499 yards and two touchdowns. In 2015, Hooper had 34 receptions for 438 yards for six touchdowns. He was a finalist for the John Mackey Award and a first-team All-Pac-12 selection.

(6)- Hooper, who went to De La Salle High School in Concord, California, helped the school win three state titles from 2012-12. His father played football at San Diego State, and his uncle played at Stanford. Also, Hooper's brother, Justin, played baseball at UCLA and was selected by the Royals in the 14th round of the 2019 MLB Draft.

###

AUSTIN HOOPER

WHAT TIGHT END AUSTIN HOOPER SAID ABOUT FINDING HIS ROLE IN THE TENNESSEE TITANS' OFFENSE

***BY EMMA HEALY
THE TENNESSEAN
AUGUST 2, 2022***

Tennessee Titans tight end Austin Hooper has NFL experience lining up both in the slot and out wide, as well as in a three-point stance.

After signing a one-year, \$6 million contract in March, he's bringing that versatility to a Titans offense that likes to employ multiple tight ends.

"I'm just trying to find my role in this team, whatever it is," Hooper said after the sixth day of training camp on Tuesday. "I'm just going to go out there and play tight end in whatever spot they ask me to.

"My job is to study every position we have, so if they need me, I can be put in any position."

Hooper played the last two seasons with the Cleveland Browns, where around 25% of his snaps came out wide or in the slot. Before that, he played four seasons with the Atlanta Falcons, becoming a two-time Pro Bowler. There, Hooper lined up in the slot or out wide half the time.

"I've proven I can do whatever is asked of me," Hooper said. "My job is just to be a tight end, earn my role here to the best of my ability and be a good teammate."

As part of his role as a veteran in the tight end room, Hooper has helped get rookie Chig Okonkwo adjusted to the NFL. Okonkwo's willingness to work hard during training camp has stood out to Hooper.

"He's a really athletic, hungry, young player," Hooper said. "It's not lost on me that a part of my role here is to help him out to the best of my ability, and that's something I embrace."

Despite six NFL seasons, Hooper is still adjusting to a new quarterback and to the Titans' offense, so he's taking as many reps as possible in training camp.

Even when he's not involved in a drill, Hooper is often off to the side, catching extra passes and observing quarterback Ryan Tannehill's mechanics from afar.

"Chemistry is just repetitions over time," Hooper said.

###

BEN JONES

CENTER BEN JONES DOESN'T CAMOUFLAGE HIS FEELINGS – HE'S HAPPY TO BE BACK WITH THE TITANS

**BY JIM WYATT
TENNESSEETITANS.COM
MARCH 18, 2022**

NASHVILLE – Titans center Ben Jones signed a lucrative new contract on Friday before strolling down the hallways at Saint Thomas Sports Park for an afternoon press conference.

His attire for the special occasion? A camouflage jacket with a "Burkes Mechanical & Electrical" patch on the front, and a ball cap.

It was perfect.

"It's actually where my brother works – it's a Christmas gift," a smiling Jones said of the jacket. "My uncle owns the company (in Bibb County, Ala.). I don't like spending money.

"Free, free, free," Jones, smiling even bigger, said as he pointed to the clothing on his body, from his hat to his jacket to his shoes. "I don't spend money on clothes."

The Titans awarded Jones with a nice multi-year contract earlier this week, ensuring he'll remain in the middle of the line for the team in 2022, and potentially beyond.

On Friday, Jones discussed why it was so important to remain with the team.

"I am very excited," Jones said. "I want to finish my career here. ... The guys, the coaches, the people in this building, from equipment guys to trainers to coaches and staff, everybody treats you a certain way – (people) are amazing. ... I have been here, I love it. I am ready to finish it here and go win a championship."

A 10-year veteran, Jones has spent the past six seasons with the Titans.

Jones said he received some interest from other teams, but he wanted to stay in Tennessee.

It's where he's been since 2016. Jones knows plenty has changed since he first arrived.

In 2017, Ben and his wife, Alex, established The Jones Mission Fund at The Community Foundation, which supports at-risk youth by providing grant funding, educational opportunities and additional resources to area nonprofits working to enhance the lives of children in Middle Tennessee and beyond.

"When I came here, it was just me and my wife, and now we have two kids," Jones said. "You are raising a family, looking at schools and everything like that. We love Nashville, we love the city. We are happy to be here.

"... We are so blessed to get this contract, and this contract is for us to help other people with it. It's not about us and our family, it's how many lives we can help here in Nashville and back in my hometown. We are going to try and do as much as possible for other people with this (contract)."

One thing that hasn't changed – and won't – is the center's toughness.

Jones has missed just one start for the Titans since arriving in 2016, after playing his first four NFL seasons with the Texans. Jones has started 96 of a possible 97 games since joining the Titans.

From 2012 through 2021, the University of Georgia product appeared in 160 of 161 possible regular season games, including starts in all but one contest. During his six seasons with the Titans (2016- 21), he was one of only eight offensive linemen to start at least 96 of a possible 97 games. He finished the 2021 campaign with an active streak of 40 consecutive starts, ranking third among centers.

Jones, whose father was killed in a helicopter crash when Ben was just

10 years old, said his mother instilled toughness in him at a young age not only as his mother, but as his coach in sports.

"I love playing the game," Jones said. "It's not just about the money or anything like that. I love winning, and I want to be out there with my teammates. If I am not out there, I feel like I am letting them down. So if I can play, if I can go out there and get up, I am going to play."

###

BEN JONES

HOW BIBB COUNTY FOOTBALL GOT \$10,000 FROM BEN JONES AND TENNESSEE TITANS

**BY BECKY HOPF
THE TUSCALOOSA NEWS
DECEMBER 24, 2021**

They boarded a chartered bus in the small Alabama town of Centreville on Dec. 12 and headed to the big city: Nashville, Tennessee.

It was going to be an exciting but sentimental journey, a last moment together for the seniors and coaches on the Bibb County football team, a trip to an NFL game, complements of the Tennessee Titans and starting center, former Choctaws star Ben Jones.

“We love the trip. It’s something our seniors and the coaches look forward to each year,” said Choctaws coach Matt Geohagan. “Ben and the Titans take such good care of us.”

COVID-19 canceled last year’s trip. The 2021 trip, because of continued pandemic safety precautions, canceled some of the things previous seniors enjoyed. Still, the day was going to be memorable: special guests of the Titans, a pre-game meal inside the stadium, Titans’ swag like sunglasses, ear warmers, key chains, flags and towels — and, the highlight, meeting up with Jones after the game.

All that was pre-planned. What wasn’t expected was what they took back home.

Jones and the Titans Foundation surprised the team with a check for \$10,000.

“We had no idea that that was going to happen. Ben and the Titans Foundation totally surprised us with that,” Geohagan said. “When I got here, Ben stepped in and helped with funding for buying things like helmets and cleats for the kids. He pours back into our community. This donation will really help us.

We have a lot of equipment needs that we have to do every year, whether it’s practice gear, shoulder pads, helmets. I have to replace some jerseys every year. There are so many things that you have to pay for every year just to keep the program running and to make sure the kids have the best and the safest equipment.”

Before COVID, the trip included going on the sidelines pregame and a tour, led by Jones, of the Titans’ facility.

“I’ve known Ben my whole life. We went to the same church,” said Choctaws defensive back Steven Cash. “He’s just a great family guy. He loves family. Loves people. Loves God. All the seniors look forward to this every year.”

Cash had been to two NFL games before. Offensive lineman Preston Young had also attended an NFL game, an Atlanta Falcons game about eight years ago. But this game, a 20-0 win by Tennessee against Jacksonville, was different.

“It was fun just being with the seniors and the coaches again,” Cash said.

“It’s fun getting to watch and see all the different types of fans, being around Ben,” Young said. “Ben is like a cousin to me. I’ve known him since like seventh grade when he came for a football camp and I was helping with it. He’s a very laid back guy He loves family. He’s very easy to get along with. Ben shows us that no matter where you’re from you can do big things.”

Jones was team captain and an all-state two-way lineman at Bibb County. He went on to start at center, beginning as a freshman, at Georgia and earned All-SEC honors. He was an ESPN All-American his senior year in 2011.

Jones was drafted by Houston in the fourth round of the 2012 NFL Draft and has been a starter for the Titans since 2016.

Each summer he hosts a free football camp at Bibb County, bringing in some of his NFL player friends. Bibb County’s players have grown up either attending camp or helping out.

Tennessee Titans center Ben Jones lines up during an NFL game against the Cleveland Browns. Jones, a former Bibb County High School player, will be in Centreville in June to conduct a free football camp for kids age 8-14. [Associated Press]

“Anytime he’s home for a break, he makes a point to come by the field house,” Geohagan said. “Ben’s very easy to approach. Our players have a whole lot of respect for him. They realize how great a player he is and how hard he works. Our whole community feels that way about Ben. He’s a phenomenal person. He truly pours back into our community, especially our football program.”

Geohagan said Jones has not only been a positive influence on the young men who come through Bibb County’s program but some have even adapted a pre-game ritual Jones started in high school. He walks barefoot on the field before each game.

“I don’t know where Ben got that, but it is true that he does that. Last year I used to see Baylor Hughey, who graduated, walk the field barefoot. This year I’ve seen Bo Burkes do the same thing,” said Geohagan.

“This trip is really special, to see the opportunities that our kids are afforded, to be able to do this. Preston and Steven have been able to go to an NFL game before but there are many of our kids who have never been to an NFL game and may never get the opportunity again. It’s really special for all of us.”

###

BEN JONES

TITANS CENTER BEN JONES OVERCAME TRAUMATIC CHILDHOOD

BY JOHN GLENNON
TITANS ONLINE
JUNE 22, 2016

In just three months, center Ben Jones has established himself as one of the livelier personalities on the Titans.

He's shared shocking stories about eating cockroaches and, yes, drinking his own urine on dares by previous NFL teammates, not to mention one about ripping the dreadlocks off a college opponent and tying them to his ceiling fan.

It's easy to believe the affable Alabama native, who's been known to break up monotonous practices with a joke as he and teammates are lining up for a play, hasn't suffered much in his 26 years.

But that's far from the case.

Jones' childhood and formative years were marked by a near-death experience, as well as the unexpected deaths of his father and a close friend. The combination of the events made Jones wonder why he'd been singled out to suffer, and caused him to question his own faith as well.

"Especially when you're young, you're like, 'Why is all this happening to me? What is going on?' " the 6-foot-3, 308-pounder said during Titans minicamp.

Mom was 'a real rock'

A tortuous stretch of months for Jones began just a few months after his 10th birthday in 1999, when his father, Steve, died in a helicopter crash.

Steve Jones did timber work of all kinds, everything from planting trees to helping them grow and eventually cutting them down. He was aboard a helicopter that was spraying pesticide on Alabama pines when the chopper's fuel

system malfunctioned. The crash killed Jones and the pilot.

Since then, Ben Jones has worn the No. 60 when it was available. It was the number his father wore playing high school football in Thomasville, Ga.

But it was Jones' mother, Vickie Jones, who became a bigger part of her son's life, even stepping into the role of Little League coach her husband had held.

"It was tough because I really relied on my Dad," Ben Jones said. "But my mom just stepped in and was a real rock. She was the discipline in the house. If I didn't do my running throughout the year, she'd wake me up at night and be like, 'Hey, run to the mailbox and back,' and that's about a mile and a half on the farm.

"She stayed on us just like my Dad was doing. She pushed me to be who I am today."

'I still have screws in my head'

Only months after the passing of his father, Jones was battling for his own life.

Attending a high school baseball game, Jones was walking from his seat behind home plate toward the outfield seats, where his mother was watching the contest. But as he came around the corner of the dugout, Jones ran straight into the warm-up swing of a player, the bat thumping his uncovered skull.

Jones passed a doctor's concussion test afterward, so it looked like he might be OK. But his condition spiraled downward.

"I started throwing up because there was a blood clot was pressing on my brain, making me sick," Jones said. "It was very bad. I had to have emergency surgery to get rid of the blood clot on the brain. They went ahead and opened my head up and drained the blood clots out."

Jones remained in intensive care for a couple of days before leaving the

hospital with some everlasting mementos.

"I still have screws in my head," he said, "so I guess you could say I might have a couple screws loose."

In order to make sure he didn't suffer any more damage, Jones had to wear a batting helmet to school for a year.

"I was the kid in class with the helmet on, the kid going to (recreation) with a helmet on," Jones said. "Fortunately, I was a pretty big kid, so nobody was going to say much to me."

'I just didn't understand'

Jones had to sit out a season of youth football because of the brain surgery, but by the time high school rolled around, he was back on the field, playing on the same team with his older brother, Clay.

But tragedy sought Jones out again during his junior year, when one of his best friends was killed in a four-wheeler accident. Jones was not present when it occurred.

Faith had been important to Jones growing up, but he found it hard to reconcile it with the events of his life to that point.

"I just didn't understand," he said. "Why is this all getting taken from me at such a young age? But stuff happens and at some point you realize, 'Hey, there's more in life like this.' So you have to grow up early."

The older brother of Jones' friend, a youth minister, spoke at the funeral and delivered a message that resonated.

"He said there's a reason (this death) happened, and I want somebody to get saved because of it," Jones said. "I feel like it helped a lot of people really turn their life around."

Since getting drafted by the Texans in 2012, Jones said he and his wife regularly attend religious retreats with other professional athletes,

BEN JONES

many of whom have lost parents, children or friends. He said they have all come to rely on team chaplains, spouses and family members to help them deal with hard times.

But Jones said his mother, who still works the 300-acre farm the family has had since he was young, has had the greatest influence.

“Everything is a learning point and you reach out to different people,” Jones said. “But my mom, really, she never cracked. Just seeing a God-fearing woman like her showed us an example every day on how to live that Christian life.”

###

BEN JONES

TITANS CENTER BEN JONES' POWER IS STILL OUT, SO RYAN TANNEHILL IS LENDING A HAND

**BY ERIK BACHARACH
THE TENNESSEAN
MAY 7, 2020**

As of Thursday morning, 7,000 Nashville Electric Service customers were still without power after a damaging wind storm Sunday evening caused widespread outages.

Ben Jones was one of them.

The Titans center, like thousands of other Nashvillians, had been "roughing it out" for three days before his quarterback, Ryan Tannehill, lended a hand.

"I have a great teammate who is not staying in Nashville right now, so we are staying at his house," Jones said on a Zoom call with reporters on Thursday. "Tannehill came in clutch for us because it got a little cold (Wednesday)."

More than 130,000 customers in the Nashville area had their electricity knocked out by the storms, which brought straight-line winds up to 70 miles per hour. Decosta Jenkins, the president and CEO of Nashville Electric Service, said the storms "caused the largest number of power outages in my 29-year career at NES."

Jones said he felt fortunate to have a teammate like Tannehill, who is riding out the COVID-19 pandemic with his family in South Florida, where he spent his first six NFL seasons as a member of the Miami Dolphins.

Earlier this offseason, Tannehill signed a four-year, \$118 million extension with the Titans after a career year in 2019 in which he was named to his first Pro Bowl and led the Titans to the AFC title game.

For Jones, it's one more unusual obstacle in an offseason full of them.

With team facilities closed due to the pandemic, the NFL offseason has gone entirely virtual. Jones is adjusting accordingly.

"I do a Zoom workout every morning at 5:30 — I try to get in (the weight room and work out before our kids get up," he said. "We have four guys in there, with a trainer in there, so I'm going through a program. And mainly I'm trying to be innovative with how to run, because you don't have a field like you normally have. So, I have a Peloton bike that I use a couple of times a week. I bought a sled that I am pushing in the yard. I am running sprints on the driveway, through the neighborhood. I try to get up early and do it so I don't have a whole bunch of people out there watching me."

###

**TITANS 3 THINGS TO
KNOW ABOUT DAVID
LONG, INCLUDING HIS
FATHER'S
HEAVYWEIGHT BOXING
DAYS**

**BY ERIK BACHARACH
THE TENNESSEAN
APRIL 29, 2019**

PAGE: 5B

The Titans capped their 2019 NFL Draft by selecting David Long in the sixth round (188th overall).

Here are three things two to know about the inside linebacker out of West Virginia:

Undersized, but that hasn't stopped him yet

With a 5-foot-11, 227-pound frame, Long has had his size questioned more than once.

AP All-Big 12 Team Football

"I'm going to give it to you straight — I've been hearing that since I've been playing football, and I've always came out on the upper end of that situation," Long said on a conference call Saturday. "So I feel like hearing that or going up against that, that gives me a little fire. So that's why I play bigger than what's on paper."

Titans coach Mike Vrabel said Long's size wasn't at all a deterrent, even citing Jayon Brown's frame — 6-foot, 226 pounds — as proof that you don't need to be huge to be a successful inside linebacker.

"The guy is an instinctive football player," Vrabel said of Long. "He loves football. He has proved to be a good special teams player. The size of linebackers has really diminished over the past 10 years. Most recently it is what is playing in college football. The more that offenses become spread out, the more that college defenses recruit athletic, quick, smaller backs. We are very comfortable with where we are with Jayon Brown and his

DAVID LONG JR.

development as a linebacker. I would say that David would probably fit similar to Jayon's size. As long as you give the guy, the player, enough tools in his tool box to play with his skillset and then try to develop some other things around it, I think that is always something that we are trying to do."

Big 12 Defensive Player of the Year

Long was the Big 12 Defensive Player of the Year as a junior this past season. He started all 12 games and led WVU with 111 tackles, 19 for loss, seven sacks, four pass breakups and forced one fumble.

"Just a really productive player," Titans general manager Jon Robinson said.

He was also prolific as an underclassman, racking up 141 tackles, 21 tackles for a loss and six sacks between his freshman and sophomore seasons.

Father was a heavyweight boxer

Where'd Long get his toughness from?

"I would say how I was raised," Long said. "My mom and pops never took no bull from their kids. They always wanted us to be better than average."

David Long Sr. was a former pro boxer who went 15-5-2 as a heavyweight. He got in the ring with Deontay Wilder before being knocked out by the future world champ.

"I was around probably in his later years. I don't remember his prime," Long said. "I was probably a little baby still, but the fights I do remember, he was getting a little older. I definitely was around when he was roughing up a few guys."

Long said he considered boxing when he was younger, but "I just had more love for football and basketball," he said. "But that was my offseason training. I did a lot of that boxing because it's a lot of

work, full-body workouts and stuff."

###

DAVID LONG JR.

TITANS LB DAVID LONG JR. PLANS TO BE MORE OF A VOCAL LEADER IN YEAR 4

BY JIM WYATT
TENNESSEETITANS.COM
JUNE 8, 2022

NASHVILLE – Titans linebacker David Long Jr. likes to let his play speak for him.

And, over the past three seasons, he's made more noise each year in the NFL.

Heading into Year 4, Long wants to be more of a vocal leader as well.

"It's really not my nature," Long said. "As far as talking goes, I am more on the quiet side. But you can't be quiet on the field, especially as a linebacker, as a leader on the defense. So that's a step in my game I am trying to improve in, whether it's on the sideline talking to the rookies or on the field, knowing what everybody's job is and trying to communicate."

Being around for all of the team's offseason program – including all six OTAs so far – has allowed Long to establish himself even more.

It's one of the reasons he loves working out with the team during the voluntary offseason program.

"This time right here is where we build relationships, especially with the rookies or any new guys that we've picked up. This is the grind right here," Long said. "The rookies come in and learn what we're about. I'm here, and I've been here, so I can give the pointers that I have. Right now, it's about stacking the days and getting better each day."

Long has been stacking some good seasons since arriving with the Titans as a sixth-round draft pick out of West Virginia in the 2019 NFL Draft.

In 2021, Long finished third on the Titans with 75 tackles despite missing seven games.

It followed up his 2020 season when he played in 14 games, with five starts, and totaled 50 tackles. Long primarily played on special teams in 2019, but he earned the trust of the coaching staff to earn significant playing time in the team's three playoff games that season, including a start at Baltimore in the Divisional Round.

Now, Long wants to take the next step.

"I feel like I am still growing into the player I want to be," Long said. "I think I have gotten better every year since I've been here. ... I am more of a vet now in the room, so it was important for me to be here to show that I am grinding."

"Now I know a lot (more than I did as a young player). It's about fine-tuning the fundamentals, and what else I can involve in my craft, whether it's blitzes or whatever that might be. Finding ways to get better, or finding ways to rally my teammates to do the same thing."

A 5-foot-11, 227-pounder, Long said he's working on every part of his game.

In addition to wanting to communicate better, he wants to be a better in every facet of his game, from blitzing to tackling to covering to how he drops in coverage and more.

He has an answer for anyone who might sell him short.

"I've been hearing the undersized stuff since high school, but it never changed the way I played," Long said. "It really revved me up, as far as that dog mentality. It is like, 'I am going to show you how big, or how little, you think I am.' That is just being me."

###

ROGER MCCREARY

TENNESSEE TITANS ARE GUSHING ABOUT ROGER MCCREARY - AND I DON'T BLAME THEM

*BY GENTRY ESTES
THE TENNESSEAN
AUGUST 20, 2022*

Tennessee Titans receiver Kyle Philips has seen enough of cornerback Roger McCreary in training camp to use veteran words like “technician” and “physical” when asked about him. Heck, he even called him “great.”

“You wouldn’t guess he’s a rookie,” Philips said.

Fellow cornerback Caleb Farley used the “G” word, too, as in McCreary is “a great corner.” Farley marveled at McCreary’s quick feet.

You can tell coach Mike Vrabel respects McCreary, too. He has continued to praise the cornerback's competitiveness and coachability, two terms of endearment for someone in Vrabel’s shoes.

“They may catch a couple on him,” Vrabel said, “but he’s going to keep competing.”

However the cornerback rotation shakes out for the Titans this season, it’s becoming a safer bet that McCreary is going to be part of it.

During Saturday’s preseason victory over the Tampa Bay Buccaneers, McCreary played multiple positions in the secondary, as has been the case in practices. He was a top-two cornerback opposite Kristian Fulton. Then when the Titans went to three DBs to match the offense, Farley came in to play the boundary and McCreary shifted to the slot.

Thus the Titans are trusting the former Auburn standout to learn two positions in a complicated defense in order to shift between them on a snap-by-snap basis.

Not bad for a rookie who hadn’t experienced NFL game action until Saturday.

“It is a little difficult,” said McCreary, who missed the Titans’ first preseason game with a minor injury. “It’s something different for me, but it’s something that I love. I love that I’m getting challenged. I love that this is new for me. This is great. Whatever position they want me to play, I’m there to help.”

Entering training camp, cornerback was one of the largest question marks on the Titans’ roster. While that is still the case, McCreary’s capable arrival has helped ease concerns – helping change the perception of a position group that is full of young talent.

The Titans worked up to that. They rebuilt their cornerback room the old-fashioned way – through the first two days of the draft. You’ve got a recent first-round pick in Farley, a recent second-rounder in Kristian Fulton and a recent third-rounder in Elijah Molden.

That trio was in place heading into this year’s draft, but general manager Jon Robinson added McCreary, using a high second-round pick that was a byproduct of the A.J. Brown trade. It’s still early, but early reviews ... well ... you saw them above. They’re great.

McCreary appears to have been a solid decision, even as he was a little bit of a leap of faith at the time.

For all the kind words about McCreary during an impressive first training camp in the NFL, you won’t hear him described as a prototypical cornerback for pro ball.

That’s because he’s not. He is 5-foot-11.

“He’s got short arms,” said McCreary, repeating a line he has clearly heard before. “I’m sticky, though. I’ll be in situations, and I’ll be tight on my receivers. That’s exactly how I was in college. That’s exactly what I’m trying to do now in the league.”

McCreary hasn’t looked overwhelmed in the NFL. He hasn’t sounded overwhelmed.

And if you ask him, he’ll tell you that he hasn’t been overwhelmed by the transition from Auburn. Because the Tigers play in the SEC.

“I wouldn’t say it’s a huge leap,” McCreary said. “It’s really how the SEC is. It’s just a different mindset in the league now. ... In the league, everybody is great. How can you separate yourself? You really have to pay attention to small details in the league, because everybody is talented. It’s crazy.”

“I’m not scared,” he added. “I’m ready for the challenge no matter what.”

As Philips said, you wouldn’t guess he’s a rookie.

###

**NFL DRAFT 2022: WHAT
AUBURN CORNERBACK
ROGER MCCREARY
BRINGS TO THE
TENNESSEE TITANS**

**BY DAVID UBBEN
THE ATHLETIC
APRIL 29, 2022**

Roger McCreary had plenty of options when Auburn elected to move on from Gus Malzahn and hired Bryan Harsin to replace him.

McCreary could have moved on, too. He was a first-year starter who proved he could compete in college football's toughest conference. But he stayed. And he did a lot more than compete. He closed the season as an All-American.

Last season, opposing offenses targeted him 75 times but only completed 34 passes in 13 games against him, according to Pro Football Focus.

He arrived at Auburn as a three-star recruit, barely inside the top 1,000 prospects in the Class of 2018. He left Auburn as the player the Tigers turned to when they needed to lock down opposing receivers like Ja'Marr Chase, Devonta Smith and John Metchie III.

McCreary went from overlooked to indispensable. Auburn named him the team's defensive MVP after the season.

"I just wanted to prove everybody wrong. That was my mindset — just prove everybody wrong and dominate the No. 1 receiver," McCreary said. "That was my mindset the whole time with a chip on my shoulder."

Nobody will be overlooking him anymore.

McCreary allowed catches on just 45.3 percent of targets in 2021. Among the 147 cornerbacks who faced at least 50 targets last season, that was the eighth-lowest rate in the FBS. Opposing quarterbacks also had a passing efficiency of just 93.9

ROGER MCCREARY

when targeting McCreary. That was the seventh-lowest mark in the FBS in 2021.

Dane Brugler on Roger McCreary (No. 7 cornerback, No. 55 overall prospect in The Beast)

McCreary lacks ideal length, but he is a quick-reaction athlete with the ball skills and competitive mentality to face off against NFL receivers. He offers inside/outside versatility and should compete for a starting role as an NFL rookie.

Superlative

Don't test McCreary in man press coverage. No one is more disruptive. He's built to thrive in a scheme that will use him there most often. Last year, he forced 14 incompletions in press coverage. No other cornerback in the country had more than nine.

Best moment

McCreary has one of the shortest sets of arms of any cornerback in this draft at 28-7/8", but he is able to overcome that. Check out this one:

What you may have missed

He has a game weekend ritual that ended up becoming one of Auburn's pregame traditions. The night before every game, he eats a family recipe for baked beans topped with sugar. He even had some waiting for him at home after his pro day.

But it became so ingrained as his pregame custom that Auburn began serving that at every Friday night team meal before games. His teammate, Smoke Monday, managed to capture the ritual on film and posted it on TikTok.

###

ELIJAH MOLDEN

TITANS ROOKIE ELIJAH MOLDEN'S GOAL? PROVE HIS NFL VETERAN DAD'S HARD WORK PAID OFF

TURRON DAVENPORT
ESPN
JUNE 20, 2021

NASHVILLE, Tenn. -- Elijah Molden was still in high school when then-University of Washington defensive coordinator Jimmy Lake started teaching him the Huskies' scheme. Lake received a call from Molden's mother, Christin, saying the young defensive back had sketched out pictures of the defense he had learned and covered his bedroom wall with them like posters.

"This guy means business," Lake thought to himself.

That's the impression Elijah, who was taken by the Tennessee Titans in the third round of the 2021 NFL draft, often leaves on those when talking about football. After all, playing cornerback is the family business. His father, Alex, was selected by the New Orleans Saints with the 11th pick in the 1996 draft and went on to play eight seasons with the San Diego Chargers and Detroit Lions.

"It wasn't like, 'You're going to get to the NFL or else.' But it was kind of just assumed that I would get here," Elijah said.

Elijah's path to the NFL was created in part by a great understanding of football passed along from his dad, who spent countless hours breaking down film and coaching his son from a young age.

Growing up Molden

Elijah is the second oldest of Alex and Christin's eight children. Each of them was given a development plan. It started with gymnastics to learn balance. Then they transitioned to soccer to work on foot quickness and changing speeds.

After that, the Molden kids were allowed to play whatever they wanted -- not just football.

"Just because Daddy played doesn't mean you have to," Alex told his children. "But if you do, I got the playbook."

Elijah's love for football was sparked early when he was able to go into the Chargers' locker room with his dad. He got to hang out with greats such as running back LaDainian Tomlinson, linebacker Junior Seau and safety Rodney Harrison.

Watching his father run out of the tunnel before games to blaring hype music made Elijah want to follow in Alex's footsteps.

"There wasn't a day where I woke up and didn't want to be a football player," Elijah said.

He started asking detailed questions about football in the fourth grade. Alex wasn't surprised because he could see Elijah's passion and competitive spirit growing.

The next year, Alex and Christin allowed Elijah to play tackle football a year earlier than they had planned because Elijah needed that physical aspect of the game. His speed and strength stood out.

"I would get giddy," Alex said. "[Elijah] was using stiff-arms, blowing kids up. He was having so much fun. When he put on the pads, it was just like me when I played. It gave him so much freedom."

Breaking down film with Dad

Elijah initially wanted to play running back because he loved Adrian Peterson. But Alex encouraged him to play defensive back once he got to the eighth grade, knowing he could begin to share his knowledge and experience.

"I had to approach him," Elijah said of Alex. "He'd never just show me. He was hands-off until I showed him I wanted to know."

Alex wanted his son to think like an eight-year NFL veteran rather than an eighth-grader. Unlike typical fans, the two didn't take in a football game in a few hours. Watching games turned into a four- or five-hour session.

"I would pause it after a big play and ask him if he knew why it happened," Alex said of their film study. "I'd explain to him what the DB's read was. You have to learn the reads and the keys. I would break things down like route patterns.

"When [opposing offenses] get to the 50-yard line, what are you thinking? I'm telling him, 'They're going to take their shot.' When you get 3-on-1, what are you thinking depending on what receiver is on the field side? They're trying to isolate. That really helped with football IQ, having him watch film and break down what the receiver or offensive coordinator was thinking. It's all about tendencies."

This is where the foundation of Elijah's football knowledge was built, which impressed the Titans in pre-draft interviews.

"I think he's been raised well. He was just really intelligent," GM Jon Robinson said after the Titans selected Elijah in the draft. "He knew about our football team. He had prepared for the interview by watching our football team. He spoke highly of how we played and the effort and the finish with which we play."

How Elijah ended up in Lake's hands

Alex got to coach Elijah as his position coach at West Linn High School in Oregon. One of his proudest memories came when Elijah was only 14 and locked down an opposing team's wide receiver who had been offered a scholarship to Arizona. When Elijah was a freshman, he got his own scholarship offer from Oregon, his father's alma mater, after attending one of the school's football camps.

ELIJAH MOLDEN

Other offers followed.

When he was a junior, Elijah was offered a chance to visit the University of Washington and watch spring ball on an unofficial visit. Alex didn't think the long drive to the Seattle area was worth it -- especially since the school was a Pac-12 rival of Oregon's. So Elijah and his mother took the three-hour drive without him.

They were blown away by the campus and the program, so they arranged another visit, with Alex this time. Everything changed for Alex after he met Lake. Suddenly, the idea of turning over the keys to Elijah's success to his alma mater's rival wasn't such a bad idea.

"[Lake] broke down film, and the attention to detail was on another level," Alex said. "Also, the success he had with defensive backs made me realize this was the perfect breeding ground. He coached in the NFL. That set off bells with me. Yeah, I would have loved for [Elijah] to be a Duck, but it was a perfect scenario for him to go there."

Lake, who coached defensive backs in the NFL for the Tampa Bay Buccaneers (2006-07, 2010-11) and Detroit (2008), sold them on Washington's track record with defensive backs, such as NFL first-rounders Kevin King and Desmond Trufant.

"There was already proof in how we developed those guys, how they moved on and were successful in the NFL," Lake said. "Alex knew a lot of the guys that I had coached in the NFL and those guys being All-Pros, one of which was a future Hall of Famer in Ronde Barber, so he respected the process."

Lake, who's now the head coach at Washington, said Elijah was one of his favorite recruits to watch on film. He loved Elijah's physical ability and leadership, noting how the team would "sway with however Elijah was playing."

Elijah's inquisitive side came out as well. He asked detailed questions

about the Huskies' techniques and scheme. Lake was impressed that Elijah wanted to know what everyone around him was doing in addition to what his own duties were.

"He prides himself on learning every detail of the defense," Lake said. "You could see that he was a football junkie. When you got him on the phone, you could tell that he had a passion for playing."

Another Molden's NFL journey begins

Elijah developed into a top NFL prospect, finishing with 153 tackles (seven for a loss), five interceptions, 19 passes defended and four forced fumbles in 36 games at Washington.

"With what I taught him and what Coach Lake taught him at UW, he was seeing things at a totally different rate of speed," Alex said.

NFL scouts saw Elijah as one of the best nickel defenders in the 2021 draft class.

ESPN NFL analyst Louis Riddick jokingly referred to Elijah as the "Jedi of the slot" because of how well he played the nickel position.

"It's Luke Skywalker-type stuff. He can see all of these things, but there's never any panic," Riddick said. "There's a lot of chaos around him, but he's in control. That to me signifies a guy who's really dialed in to the game at another level. He comes from great bloodlines, and that stuff transfers. He'll quickly adapt to the pro game."

Making it to the NFL was always Elijah's goal, but the rookie said he isn't satisfied. For him, it's time to make sure all of the hard work his father poured into him pays off.

Elijah's message to his dad for Father's Day shows how much all of the lessons mean to him.

"Thank you for letting me live out my dreams and always giving me advice, keeping things in perspective," Elijah said. "When I

step on the field, I can do what I do because of you, and when I'm off the field too. I appreciate that, and I love you!"

###

ELIJAH MOLDEN

TITANS ROOKIE MOLDEN SEES DAD ON GAME FILM VS. TOM BRADY

*BY STAFF REPORTS
ASSOCIATED PRESS
NOVEMBER 26, 2021*

Titans rookie cornerback Elijah Molden frequently talks to his father, Alex, a first-round pick by New Orleans in the 1996 draft, about football for advice.

When it comes to making a trip to a new stadium on the road like Gillette Stadium in Foxborough on Sunday, that's not the type of scouting information the rookie wants from his father.

"I mean, there's really only a handful of teams where he didn't play," Molden said.

His father played 98 games over seven seasons, the first five in New Orleans, two in San Diego and two games his final season with Detroit. His son did notice his father playing against the Patriots on TV recently.

"I think we were watching, you know, Tom Brady's new documentary, and I saw 25 for the Chargers on that," the rookie cornerback said. "They were getting torched. But yeah, I think that he's played almost everywhere."

Elijah Molden, the 100th pick overall in April out of Washington, has started four of his 11 games this season. He also has a pick-6 in Tennessee's win over Indianapolis.

###

CHIG OKONKWO

CHIG OKONKWO'S CREW: TITANS REMIND HIM OF HOME, REFLECT NFL'S AFRICA PUSH

**BY JOE REXRODE
THE ATHLETIC
AUGUST 22, 2022**

Titans rookie tight end Chigoziem Okonkwo got the football bug in second grade, his first year of playing and the first year he realized he could make some money off it.

So obsessed was young Okonkwo with the sport that he made sure it was on any TV he was around in his hometown of Powder Springs, Ga. He read whatever he could read, memorized every stat, every player, every bit of analysis he could find. He so impressed his classmates at the lunch table that he started charging them \$1 apiece — or an ice cream cup, their choice — for his commentary. They paid it, until the principal found out, halted the operation and called Okonkwo's parents.

"I told (the principal) it would never happen again," Okonkwo's mother, Isioma, recalled of a conversation from 15 years ago. "But I was so proud of that boy. He came home and thought he was in trouble, but I said, 'That's a very, very good thought, that is our culture, and maybe some time in the future you can bring that out. For now, allow your friends to come listen to you talk about the football for free.'"

Entrepreneurship is a staple of the Igbo people of Nigeria, Isioma said, and that's the first thing that came to mind for her and her husband, Charlton, when they heard of their youngest child's exploits. Nigerian culture is something they talked about throughout the raising of Okonkwo and his two older sisters. It is something Okonkwo became more aware of at 15 when his father tragically passed away of a heart attack while out to dinner with his mother. And it is something he celebrates daily now.

Saturday, a night that saw Okonkwo catch a touchdown pass from Malik Willis in a 13-3 preseason win over Tampa Bay at Nissan Stadium, could be the last time a group of Titans who have bonded over their shared heritage are all in uniform together. Tuesday is another roster cut day, to get it down to 80. The Titans waived four players Monday, so one more must go. Okonkwo and four Nigerian teammates have very different stories and football trajectories.

Okonkwo, a promising fourth-round tight end out of Maryland, will be on the team and potentially a handy addition to the passing game. Ola Adeniyi, born in Nigeria, raised mostly in Houston and a Nashville revelation last season, should again provide quality outside linebacker depth. David Anenih, born in Dallas to parents who had recently moved from Nigeria, has been a pass-rushing standout in two preseason games, and the rookie looks like a practice squad candidate at least. Rookie tight end Thomas Odukoya, born in Amsterdam to a Dutch mother and Nigerian father, can occupy that practice squad without costing the Titans a spot — that's the advantage of the NFL's International Player Pathway program, which got Odukoya to Nashville.

"But I feel like I've got to come out every day and prove I deserve that spot," said the 6-foot-6, 253-pound Odukoya, who dominated club football in the Netherlands, sent highlight tapes to coaches all over the United States, played for two junior colleges and finally found success at Eastern Michigan.

The guy to watch Tuesday is defensive tackle Sam Okuayinonu. "Sam O.," as they call him around Titans camp, is a popular figure around the team. He's close with Okonkwo, his Maryland teammate, and that relationship is part of why Okuayinonu signed with the Titans after going undrafted. He was a captain at Maryland and he's doing all he can to add his name to an NFL trend and pursuit — the league is pouring resources into outreach

efforts in Africa. Last season it reported more than 100 players on active rosters who were either born in Africa or whose parents were born in Africa.

Okuayinonu also is quite undersized for an NFL defensive tackle at 6-1, 269, and based on his opportunities and play in camp he's an active roster long shot, a practice squad hopeful and a Tuesday cut candidate. Ask Okonkwo about Okuayinonu and he'll tell you he's "an inspiration to me" and someone who shouldn't be underestimated. He's certainly been through more than most, seeing things as a young child that no one should have to see.

Born in Monrovia, Liberia, to a Liberian mother and Nigerian father, Okuayinonu was raised there by his mother, Clara, and was attending her college graduation party as a 5-year-old in 2003 when gunfire turned the celebration into chaos. The Second Liberian Civil War, which had been raging since 1999, had reached the doorstep of Monrovia. He ended up separated from his mother, fleeing with his aunt and cousin.

"The gunfire was so heavy, we couldn't turn around," said Okuayinonu, who ended up south of a primary bridge near the city, hiding in an uncle's house, protected from becoming a child soldier but not from seeing dead bodies floating in the water or starving people resorting to cannibalism.

He found out his mother was still alive when her first shipment of food — delivered by clandestine kayak — arrived. They could not speak or communicate for months, until the August 2003 ceasefire resulted in the reopening of the bridge and thousands of people streaming across to find their loved ones. That's a memory seared into Okuayinonu's brain.

"An incredible moment, a blessing," he said. "My mom's my everything. I got to reunite with her, and a lot of kids didn't get that privilege."

CHIG OKONKWO

They moved together a few years later to Lowell, Mass., where some of their family members had already relocated. That's where he fell in love with American football. That's how it usually goes for kids from other parts of the world with a sport that dominates American culture but does not have the global pull of sports such as soccer or basketball, and that's what the NFL wants to change. That's how it went for Chic Ejiasi, too.

Ejiasi was born in Houston to parents who had recently emigrated from Nigeria. The family moved a few years later to Iowa, where Ejiasi's parents worked as nurses and he became an Iowa Hawkeyes enthusiast. He eventually walked on to Kirk Ferentz's program, lettering all four seasons as a defensive back and contributing to Big Ten championship teams in 2002 and 2004. He graduated with a health and sports studies degree in 2005, tried coaching briefly but ultimately returned as the program's first director of player development — helping players transition from high school to college, helping them excel in college, helping them find internships and employment.

The Titans hired him away from Iowa in 2016 to be their director of player engagement. He has been with the franchise since and he and his wife, Ellie, have a 2-year-old son named Obi — officially Miles Obioma, Obioma translating to “kind hearted.” Ejiasi's job is much the same, helping Titans transition to this life. He loves serving and seeing young professionals benefit from and give to their community. He might be having as much fun during this preseason camp as he's had in this job.

“Taking over the league,” Ejiasi said with a smile of the increase of African players in the league and with the Titans, which has meant in recent weeks a lot of sharing of stories, conversations about culture and even discovering others on the team with African heritage — such as receiver Nick Westbrook-Ikhine and safety Josh Kalu.

“It's like we kind of all have that understanding of how we grew up,” Ejiasi said, and they all have strong feelings on how that culture led them here.

Ejiasi: “For me it was, we were very academically focused in our family. All about giving our best and trying and being the best we could be, especially academically.”

Anenih: “I would say it's a pretty big difference from American culture. In terms of how to live, maturity. Like my parents, they've done a really good job of teaching me how to live and good habits to have. ... Respect. Respect for your elders, that's probably the biggest thing I would say.”

Adeniyi: “We see our elderly, we respect them. We respect everybody we come around. Coaches, custodians, cafeteria ladies. That's what it is.”

Okuayinonu: “To me it's like there's a little bit more pressure to go harder, knowing the sacrifices my mom made to make this possible for me.”

Odukoya: “Obviously there's the genetic component of being big and strong, and I'm proud of that, but I also think Nigerians are known for their hard work and work ethic, which you need in the NFL. That shared culture, we definitely take pride in that.”

Okonkwo: “Relentless hard work. That's the only way you're going to get anything in life.”

Okonkwo also realized he had misperceptions of Nigeria until he visited for the first time. This was in 2017, three years after the tragic passing of his father, to visit extended family and celebrate the life of his father with them.

“People obviously have a negative perception of Africa. They think it's like dirt, everything is poor. That's not the case. It's literally like anywhere else,” Okonkwo said. “If you see my uncles' houses over there, they're bigger than multi-

million dollar houses here. That's a big thing I took away, the perception and reality. Everything isn't dirt and poverty.”

Okonkwo would like to go back soon to get involved in outreach efforts, NFL-devised or otherwise. Adeniyi is committed to doing so next offseason, as part of NFL Africa. Former Giants star defensive end Osi Umenyiora, who was born in London to Nigerian parents, brought the idea to NFL commissioner Roger Goodell years ago and led in June in Ghana an event called NFL Africa: The Touchdown.

It included a combine-like development camp, a flag football clinic and fan events. The idea is to find and develop talent but also to increase international exposure to the game. The Philadelphia Eagles, for example, are marketing in Ghana as part of an effort to create regional fandom for various teams in different parts of the continent. This had to make business sense for the league to happen. The NFL reports 85 foreign-born players took at least one snap in the 2021 season — compared with 62 in 2014 — and that Nigeria, Canada and Australia are driving the growth.

But for Umenyiora and others with African roots who took part and will continue to take part, it's personal and about providing opportunities. The NFL isn't the only pathway for football to change a life. College football can open many more doors for kids with ability. Foreign-born FBS players more than doubled from 2014 to 2020, from 162 to 325. Roman Oben, the NFL's vice president of football development and the first Cameroon-born player drafted into the NFL, said he got emotional on the trip to Ghana.

“The school kids, the genuine passion and excitement they had, the appreciation, it takes you back,” said Oben, a 12-year offensive tackle who won a Super Bowl with the Bucs. “It makes you think about where you came from.”

CHIG OKONKWO

And sometimes that's best explained with a story. Second-grade Okonkwo was surprised that day he came home from school and his parents weren't mad about his entrepreneurial efforts. A couple years later, he came home proudly showing them a 93 he got on a math test.

"A 93?" Isioma Okonkwo said to her son. "Did somebody get 100? Why weren't you the one who got 100?"

###

NICHOLAS PETIT-FRERE

NICHOLAS PETIT-FRERE'S BETTER PUNCH A KEY TO HIS PROGRESS FOR TITANS

BY PAUL KUHARSKY
PAULKUHARSKY.COM
AUGUST 8, 2022

NASHVILLE, Tenn. – When the Titans landed third-round target Nicholas Petit-Frere on schedule, 69th overall, the reviews said he came into the league with great feet but in need of work on his hands.

Petit FrereThe well-spoken, 6-foot-5, 319-pound offensive tackle has made great gains in that department. He's now three practices into his turn as the starting right tackle after watching 2021 second-rounder Dillon Radunz start off at the front of the line.

NPF got off to a rousing start Friday in a 2-minute drill, handling Harold Landry a few times and DeMarcus Walker in another chance in very physical fashion.

He said he's made a great deal of progress with his hands since he arrived in Nashville.

"That's something that coach (Mike) Vrabel and coach (Keith) Carter have talked about, that we need to have great violence in our punches, that's what we teach here," Petit-Frere said. "So that's something I don't just work on on the field, I work on that off the field and in the weight room as well. Hopefully, that's been paying off, hopefully that's been showing and I can keep improving."

Inside, Petit-Frere and plenty of players work on The Difference.

"While coaching at Ohio State, you only got to work with the guys so much with whatever the rules were back in 2010 or 2011," Vrabel said. "So, we tried to come up with something – Anthony Schlegel came up with something that you could put on a weight room rack for blow delivery. It's been a product

that we've used since he came up with it.

"We talked about trying to put something together and he's really made it a passion to try to promote that. We think it's important. It's just an apparatus they can use in a weight room with a pad and a spring-loaded device that allows players to punch, use their hands, make sure that they're inside, and that they're tight."

"We work on our strikes and punches and it shows us how good our speed and accuracy are," Petit-Frere said. "Outside I do the same thing, work on punches, the speed and accuracy of them, try to get to my landmarks and things like that."

Carter has been pleased with his rookie's progress.

Taylor Lewan has been complimentary of the team's newest tackle, pointing to the Dustin Hoffman character "Rainman" as a reference point.

"He's super intellectual, he does kind of give off that vibe," Lewan said. "Smart, he keeps to himself, he asks good questions, he knows the playbook pretty well for a rookie. From a maturity standpoint, he seems much more developed than I was at that point, but the same goes for Dillon."

While NPF has flipped with Radunz at right tackle, Aaron Brewer remains in place as the starter at left guard, where Jamarco Jones was slated to be his top competition.

One running theory among media watching practice is that perhaps if Petit-Frere can pull away and the Titans think Radunz may be one of their best five linemen, he can be moved into a left guard competition with Brewer.

The team has been awfully high on Brewer, however. So we'll see. There are three games and still over a month before the season opener. I won't dismiss any possibility yet.

"It's about getting as many reps as you can, as many competitive reps as you can, because that's when you build great habits," Petit-Frere said.

As for the Rainman reference... NFP said he'd never watched the movie so he wouldn't say anything to it but that he might queue it up and get back to us.

"Every single one of us is intellectual, there is a reason why we are here," he said. "There is a reason why Vrabel thought we'd be great people here, great players. You need to be smart to be on this offensive line, You also need to be violent and physical."

###

KYLE PHILIPS

HOW TITANS ROOKIE WR EARNED THE NICKNAME 'THE PROFESSOR'

**BY MICHAEL GALLAGHER
THE NASHVILLE POST
AUGUST 15, 2022**

Thirteen practices into his rookie season, and Tennessee Titans receiver Kyle Philips has already earned a reputation for being deceptively difficult to cover.

But Philips' uncanny ability to seemingly always have the right answer during team meetings has also earned him a nickname from the Titans coaching staff.

"He's a bit of a know-it-all, but that's why I call him 'The Professor' because there's nothing he doesn't know," Titans wide receivers coach Rob Moore said on Monday. "His passion for the game shows up a lot. When you talk to him about it, he really does have a good mind for the game. You can make adjustments [for him] in a quick moment, and he can adjust to it."

Added Philips: "It definitely makes me feel good. But it also puts a little bit of a target on my back. He'll throw some trick questions out there to try and catch me. When he does, he doesn't let me live it down. So, it goes both ways."

From terminology to route running, Philips spends most of his free time breaking down film — of himself, of his teammates and of any receiver who happens to have a highlight reel on YouTube.

"I started [studying receivers] in middle school," Philips admitted, adding he will watch a video on YouTube and say to himself, "I want to try and add that to my game."

Although Tennessee's WR group is relatively young and inexperienced, Robert Woods notwithstanding, Philips disclosed there is plenty to learn from the group of fellow pass catchers.

The Titans have a solid mix of physical, speed and possession receivers. That eclectic mix of size, quickness, strength, route running and elusiveness is what Philips credits for helping him round out his skillset.

"I study every receiver I can," Philips said. "Just being out here, I'd say [I study] a lot of Robert Woods, Mason Kinsey and Nick Westbrook-Ikhine. I like to take an aspect of every little bit of their game — with Robert just how good he is with his hands, Nick his releases, and Mason just how explosive he is in and out of his cuts."

###

KYLE PHILIPS

PHILIPS FITS IN, STANDS OUT AS SLOT RECEIVER

BY JOHN GLENNON
SI.COM
AUGUST 19, 2022

NASHVILLE – It was over in the blink of an eye.

In a one-on-one drill that started at the 5-yard line, Tennessee Titans slot receiver Kyle Philips faked right and cut left. With Tampa Bay safety Logan Ryan on his back in coverage, Philips then executed a two-step, 180-degree turn. The quickness of the move left Ryan sliding to the turf as he tried to mirror, leaving Philips wide open for a touchdown catch.

It's never wise to make too much of one practice moment. One-on-one drills, after all, do favor the receivers. In addition, the 31-year-old Ryan is entering his 10th season in the league.

Still, Philips' wicked reverse pivot against Ryan was just one of many highlight moments for the 2022 fifth-round draft pick in Thursday's practice against the Tampa Bay Buccaneers.

He was especially noticeable during the one-on-one and two-on-two sessions in the red zone, consistently finding ways to get open – despite the limited space available when plays began at the 5-yard line.

“I feel like that's Kyle's game,” Titans wide receiver Robert Woods said. “He wants to have you close, work in tight spaces. He's real shifty and quick. I think almost like the less space for Kyle, the better it is.”

Philips stood out in one of the two-minute drills as well.

Quarterback Ryan Tannehill targeted the former UCLA standout with three straight passes. The first was complete near the right sideline and the second at the left sideline – the latter pass stopping the clock with 24 seconds remaining. On the following play, Tannehill went

deeper downfield to Philips, who failed to make a contested catch.

Coach Mike Vrabel was impressed enough by Philips' ability to get open that he offered some unique praise.

“He's quick, man,” Vrabel said. “He goes rabbit hunting with a hammer. He certainly just is able to get in and out of cuts, man coverage. (Tannehill) trusts him. He's able to change speeds and then put his foot in the ground and redirect.”

Philips could help fill a big hole in the Titans' offense if he is able to produce early this year.

The Titans parted ways with their two most targeted slot receivers from the 2021 season. A.J. Brown caught 27-of-42 passes when lined up in the slot, for 317 yards and a touchdown, per Pro Football Focus. Chester Rogers caught 27-of-36 passes when lined up in the slot, for 246 yards and a touchdown.

Nick Westbrook-Ikhine was very efficient working from the slot last season, catching 20-of-26 targets for 266 yards and a touchdown.

Both Westbrook-Ikhine and Woods can play that spot, but both are more likely to line up outside – especially if it takes a while for rookie receiver Treyton Burks to be fully incorporated into the offense.

Hence the opportunity for Philips.

What's his secret for consistently getting open, especially in tight quarters? Philips was quick Thursday to credit those around him.

“I would say I have a lot of good teammates,” Philips said. “Our players work together in order for me to get open. Other receivers have to do their job, and they couldn't have executed more perfectly. So I mean, really, they got me open. It wasn't too much of me.”

Still, Philips acknowledged the challenge of creating separation near the goal line – and the importance of doing it when the quarterback is ready to throw.

“There's not a whole lot of space, so you've just got to be physical,” Philips said. “And it's all about timing with your quarterback. You've got to get open at the right time. You can't get open early because next thing you know, that hole kind of closes up.”

###

DILLON RADUNZ

TITANS DRAFT PICK DILLON RADUNZ FINDS MOTIVATION IN MEMORIES OF LATE FATHER, FOOTBALL COACH

**BY JOHN GLENNON
BROADWAY SPORTS
MEDIA
MAY 26, 2021**

The tears began to flow within seconds of the Titans' call to Dillon Radunz on draft night.

In that sense, it mirrored the experience of top NFL prospects and their families all across the country, where pent-up joy and relief poured out when the big moment arrived.

But mixed in with the elation at the Radunz household in Becker, Minn., was also a sadness, an understanding there was a hole in the family gathering. This was not new, of course, as Jeff Radunz – Dillon's father – had died following a battle with alcoholism more than a decade ago.

Still, how could his presence not be felt at a time like this?

It was Jeff Radunz, a former college player himself, who moved the family to Becker when his kids were young, in large part because he wanted his boys – Dillon and younger brother Nick – to grow up in a strong, tight-knit football community.

It was Jeff Radunz who coached Dillon's sixth-grade football team, a video of Jeff beaming following his son's big pancake block still a part of family legend.

And of course, it was Jeff Radunz whose death inspired the tattoos on Dillon's right arm, a pair of angel wings to represent his father, along with the serenity prayer commonly associated with Alcoholics Anonymous.

So, yes, the announcement that Dillon Radunz had taken a giant step

forward in his football career – chosen in the second round by the Titans with the 53rd overall pick – broke the tenuous hold the family had managed to keep on its feelings.

"There were tears across the board for everybody," said Dillon's mother, Kathy Radunz, her voice breaking as she recalled the moment. "Dillon and his brother have formed a bond since their dad died that is literally unbreakable. So to watch those two crying and talking about their dad within moments of receiving the phone call was just, uh, it was really hard. It was really hard.

"But Dillon always said his dad has the best seat in the house now. He gets to watch everything."

I'll make you proud

The relationship the family – which also includes Dillon's older sister, Danielle — shared with Jeff Radunz was a complicated one, as is almost always the case when dealing with those suffering from addiction.

He was always a big supporter of the kids and their athletic endeavors, but Radunz said his late father was an alcoholic "as far back as I can remember." What might have made matters even more challenging is that Radunz described Jeff as "a functional alcoholic," meaning the outside world didn't often see the symptoms his family did.

"We still did everything together and all that kind of stuff," Radunz said. "So it wasn't too crippling. He did go to rehab a few times."

Kathy Radunz, however, said the situation was especially stressful on her kids at a young age, as the family tried to support Jeff – living through a lot of emotional ups and downs. She noted that Dillon was old enough to understand the significance of the problem.

"There's not a lot of gray area with Dillon," Kathy Radunz said. "If he believes something's right, it's right, and if he believes

something's wrong, it's wrong. Not to say he can't change his mind.

"But with his father, it was like, 'This is not right. This is not how you should be doing this. This is not what a father should be doing.' So that caused some struggles."

Kathy Radunz is thankful, though, that through some frank and difficult conversations, father and oldest son better understood one another before Jeff's death.

"They were able to talk about it and really work through some things," Kathy Radunz said. "I thank the Lord every single day for that. But it was tough."

Jeff Radunz passed on Aug. 10, 2010, the cause of death "an alcohol-related injury" that didn't involve a car crash, per the family. One month later, 12 year-old Dillon signed the online guestbook next to his father's obituary:

"Thank you for the gifts u gave 😊 I'll make u proud."

Imagining him there helping me

The loss of a parent at a young age can send a child spinning in all kinds of directions, but Kathy Radunz was determined not to let Dillon falter.

As the oldest son, he felt he should in some ways take on his father's role, serving as a source of strength and protection for the family. Kathy Radunz kept it simple for her seventh-grader, telling Dillon just to focus on maintaining his good grades and competing in three sports – football, basketball and track.

"I hope I did a good job of making sure he knew he didn't have to take on that role," Kathy Radunz said, "and allowed him to – after a while – just be a kid again."

Added Dillon: "She was kind of the rock to it all ... So as a kid, I was kind of like, I'm just going to try to have fun and try to see where I can go with this, use it as a motivation

DILLON RADUNZ

tool instead of something to bring me down.”

It wouldn't be long before other father figures stepped up to help the young Radunz.

One was Jeff Radunz's brother, Uncle Mike to Dillon. Another was Dillon's Becker High math teacher, who also happened to coach him in basketball and track. A third was legendary Becker football coach Dwight Lundeen, who's earned a reputation of churning out quality young men as well as title after title during his 53-year tenure.

Lundeen found himself equally impressed with the emotional make-up and the tremendous athleticism of Radunz, who started on both sides of the ball – a 6-6, 270-pound offensive tackle and defensive end – on back-to-back state championship teams during his junior and senior seasons.

“It was a situation where he could have been angry at the world and frustrated with taking on so much responsibility so early,” Lundeen said. “But he was just a very mature young man. He was very grounded in his family. He balanced his academics and his life extremely well, stayed on top of everything.”

It was also clear to Lundeen that Radunz's late father was still very much on the son's mind, an invisible presence Dillon sought to please.

“There's no doubt it was difficult for a young man not to have that father image there,” Lundeen said. “But he would always say, ‘Dad is watching.’ We said, ‘You bet he is. He was a great Becker football fan.’ He just felt like he was honoring his father, and I think that helped him to focus and to play well.”

It was in Radunz's sophomore season that he first taped a picture of his father inside his football helmet. Somehow the image stayed intact for three years, defeating the forces of sweat and weather.

Radunz also began a pre-game ritual he's continued ever since,

taking a knee – and a moment to himself – to connect with Jeff.

“I just try to picture him up in the stands,” Radunz said. “I've got an old video of him coaching me. So I'm just imagining him being able to be there helping me. It's just something that reminds me of my roots, where I came from.”

Helping people with addictions

Radunz's football career at North Dakota State didn't gain immediate traction, as he took a redshirt year in 2016 and then tore his ACL just 15 snaps into the 2017 season.

The unfortunate circumstances did allow Radunz more time to spend on his academics, a significant silver lining since he had chosen a challenging path of studies: Industrial engineering and management.

About a year-and-a-half into that major, Radunz considered switching to Psychology, telling his mother he wanted “to be able to help people who've gone through stuff like we've gone through.” Radunz ultimately stuck with his first choice, but the urge to use his own personal experiences to benefit others remained a strong one.

In fact, Radunz recently helped initiate a \$1,000-per-year scholarship fund at Becker High, the only requirement that entrants would be limited to students who'd lost a parent or guardian – as he lost his father to alcoholism.

“That's something I'm super passionate about – just helping people with addictions, being able to talk to people through it,” Radunz said. “Because I grew up with it.”

Once Radunz eventually got on the field, meanwhile, he quickly made an impact at North Dakota State, whether it was protecting quarterback Trey Lance – the third overall pick of the 2021 draft – or blocking for a Bison running game that totaled a school-record 4,601 yards in 2019. North Dakota State won three straight Football

Championship Subdivision championships from 2017-19.

And despite Radunz's lesser-known FCS profile, he was the first player extended an invite to play in the 2021 Senior Bowl.

“One of the mottos at North Dakota State is ‘Raise to Maturity,’ and I think Dillon had that maturity as a young kid,” said Vanderbilt offensive line coach A.J. Blazek, who held the same position at North Dakota State during Dillon's last two seasons.

“He does talk about his dad. That's a driving force for him. He knows that's a motivator. It's really important to make his dad proud in what he does.”

Remembering my dad

Only three days after playing in North Dakota State's only football game last year – the Bison's season cut short by COVID-19 – Radunz packed a suitcase or two and flew to California, where he spent months training under former NFL Pro Bowl tackle Joe Staley.

Preparing for the Senior Bowl was especially important for a prospect like Radunz, who had to show NFL scouts – as well as himself – he had what it took to compete with high-level players from Football Bowl Subdivision powers.

“We're all human, so, yeah, there was some nervousness there, especially when people tell you constantly, repeatedly that you're not from that level so it's going to be a change,” Radunz said. “But I knew there was a plan in place. I knew I had enough confidence in my game to just go out there and do what I did.”

Things couldn't have gone much better for Radunz, who was named the Senior Bowl's practice player of the week. He not only led his National team to victory in the game, but celebrated by dumping a water container – full of Reese's peanut-butter cups – on Miami

DILLON RADUNZ

Dolphins coach Brian Flores afterward.

Radunz's performance in Mobile, Ala., sealed his value in the eyes of NFL teams like the Titans, setting the stage for the NFL Draft.

On night two of the big event, Radunz gathered family and friends in Becker, awaiting the phone call that would change his life. Among those present of course was Uncle Mike, the man who'd done so much to fill the void in Radunz's life over the years. In Jeff Radunz's absence, it was Uncle Mike who often served as Radunz's coach, took him hunting, taught him the lessons he needed to learn.

So it didn't take long after announcing his destination that Radunz turned to his Uncle Mike, the two reveling in the news – wishing Jeff Radunz was there to enjoy it with them, but confident he was still somewhere watching with a smile.

“Between us, we hugged it out,” Radunz said. “(My uncle) was crying, and he's not normally a guy who cries a lot. So it was just a special moment that we shared together.

“We were remembering my dad – and his brother. Just being able to share that was an awesome thing.”

###

JEFFERY SIMMONS

IT'S BIGGER THAN FOOTBALL': TITANS' JEFFERY SIMMONS SPENDS WEEK GIVING BACK IN MISSISSIPPI

**BY STEFAN KRAJISNIK
THE TENNESSEAN -
MISSISSIPPI CLARION
LEDGER
JULY 9, 2022**

STARKVILLE – Before he was an All-Pro and All-SEC defensive tackle, Tennessee Titans star Jeffery Simmons was a manager for his high school football team.

Simmons was in middle school but served as a varsity football manager when he walked through the weight room at Noxubee County High School and saw the rusty weights and bent bars.

It's a sight that stuck with him, particularly as he saw opponents such as West Point with better equipment to help build a "winning culture."

So Simmons made a promise. He wasn't a 6-foot-4, 300-pound menace yet, but his potential had always been apparent as a five-star prospect. Once he made it to the NFL, Simmons said, he'd ensure future Noxubee County athletes had access to better equipment.

The former Mississippi State standout fulfilled the promise Thursday as he stood outside newly named and renovated Jeffery B. Simmons Field House. The only thing more eye-popping than the shiny oversized scissors used in the ribbon cutting was his neon yellow shorts suit.

"I cannot really show my appreciation for Noxubee County enough," Simmons said.

Simmons' time in high school wasn't always as successful as his football career. As a senior in 2016, he was found guilty of malicious mischief and pleaded no contest to a simple assault charge. It came after he was helping break up a fight

between his sister and another woman. Simmons was shown on video striking the woman before walking away.

Simmons said the donations and work he does for his high school are not an attempt to cover up for what happened.

"I moved on from all that," Simmons said. "I don't even talk about it anymore. I don't live in the past. My thing is, what I'm doing now is to make sure my name, my brand — the Jeffery Simmons brand — will leave a legacy not just for me but for my kids and their future.

"That's my biggest thing. I have nephews, nieces. What can I do to make sure they're good in their future and make sure they don't have to live off that — live off something that happened 20 years ago, 30 years ago."

NCHS athletics director Karen Dixon — who has known Simmons since he was in her fourth-grade class — says once the school was informed of Simmons' plan with the weight room, it was their idea to name the field house after him.

The unveiling in Macon, Mississippi, was only the start of an eventful week back home for Simmons. He made the short trek Friday to Starkville, where he signed a \$75,000 check for Starkville Parks and Recreation toward a new turf field at the Starkville Sportsplex.

The field was also named in his honor and was used through the weekend for his third annual youth camp.

"It's bigger than football," Simmons said Saturday. "It's not all about just these young kids seeing us play on Thursdays, Monday nights and Sundays. These kids matter. The town of Starkville matters. The town of Macon matters."

Tennessee Titans defensive lineman Jeffery Simmons reacts after a play in the first half against the

Cincinnati Bengals at Nissan Stadium.

Simmons was joined at his camp by NFL players Elgton Jenkins, Tyre Phillips, J.T. Gray and Gerri Green, among others. The group remains tight-knit as their careers have shifted away from Mississippi, and Simmons says there is never hesitation when they ask each other to help with events such as youth camps.

Mississippi State quarterback Will Rogers also received an invitation from Simmons. He remembers the angst of being a kid at a youth camp with successful football players around. Now he notes the commitment that comes with being on the adult side.

"They're pros, for sure," Rogers said. "The way they conduct themselves — not only on the field but also coming back and doing things like this for the community. Helping people that don't have as much ... It's humbling to see and definitely something I'm going to learn from."

###

JEFFERY SIMMONS

SIMMONS GOES HOME TO GIVE BACK

**BY MICHAEL HOGAN
SI.COM
MARCH 2, 2021**

Much like everybody else, a rare burst of winter weather that put a vast majority of southern states on pause two weeks ago took Jeffery Simmons by surprise.

Snowy and icy storms created much work remained for first responders, electric workers and others. In Noxubee County, Mississippi, where the Tennessee Titans defensive tackle starred in high school, those essential employees worked long days to restore services to the communities impacted.

Simmons, who has been doing offseason training in Dallas, Texas, did not hesitate to return to an area that still means so much to him. Last Friday at the Noxubee County Civic Center in Macon, Simmons provided meals and signed T-shirts to law enforcement and electric workers.

"I'm just grateful to be in a position to be able to show my appreciation to these guys," Simmons told The Dispatch, a newspaper that serves Starkville and Columbus, Mississippi, areas. "...Their job's as important as anybody else's job. I just wanted these guys to see that and feel that I really appreciate them and care about them and the job they're doing."

A first-round pick by the Titans in the 2019, Simmons said he still has two aunts who live in the Macon area. Their power, however, remained throughout the storms. Just because he has family in the area, though, is not why he returned.

Simmons wanted to show community members that no matter how much fame he achieves, he will always remember where he came from. That mission was accomplished.

Jaron Andrews, an electric worker in the Noxubee area, brought his 17-

year-old daughter, Anna Beth, to Simmons' event. The two became fans during Simmons' three-year career at Mississippi State University. His presence and generosity so clearly had a positive impact on them and many others.

"It's good to see somebody come in here and re-invest their time in the community," Jaron Andrews told the paper. "I like to see that as a parent of children who are growing up in the community."

Now a leader on the Titans' defense and in the locker room overall, Simmons has played 24 games with 22 starts over the course of his two seasons with the Titans. He has registered five sacks, 81 tackles, seven tackles for a loss of yards and three fumble recoveries in all.

Many things, though, are bigger than football.

"I take pride in doing this. I take pride in just being able to show people that I don't have a 'hot head' as people say," Simmons said. "I just want to show people that no matter how far in life I go, I'm always going to remember Noxubee County. I'm always going to give back."

###

JEFFERY SIMMONS

SIMMONS 'ADDICTED' TO DISRUPTIVE PLAYS

BY DAVID BOCLAIR
SI.COM
NOVEMBER 11, 2021

NASHVILLE – As rave reviews poured in for his performance in Sunday's game against the Los Angeles Rams, Jeffery Simmons spoke to an uncle who asked a question.

"Are you addicted or are you hungover," Simmons recalled Thursday.

The point of the query was clear. Either his play in Week 9 was a one-time thing that is not likely to be repeated often or it raised the standard for what is expected of the Tennessee Titans' third-year defensive lineman. And make no mistake, much already was expected of a player selected in the first-round of the 2019 NFL Draft who made an impact in the first game he played.

With a career-high three sacks and four quarterback pressures Sunday, Simmons played arguably the best game of his NFL career to date. He became the first Tennessee player since 2008 with at least three sacks in a game, and he got them all in the first half, when Tennessee built a 21-3 lead. He also forced an interception when he nearly sacked Rams quarterback Matthew Stafford near the goal line.

The 6-foot-4, 305-pound defensive tackle did all of that in a prime-time contest against a team many analysts considered the league's best through the first eight weeks of the season. And he did it as Tennessee's offense adjusted to the fact that it did not – and will not for some time – have its best player, running back Derrick Henry. Tennessee ultimately dispatched Los Angeles 28-16.

"(Simmons) will always raise the standards or expectations," coach Mike Vrabel said Monday. "He is such a great guy to be around. Love seeing him every morning. We would miss him if we came to work,

and he wasn't here one day. Just his attitude, his demeanor, his leadership and obviously the production."

Simmons currently leads the Titans with 40 quarterback pressures, is second with five and a half sacks and is third with 11 quarterback hits. He already has set personal single-season bests for sacks, quarterback pressures and tackles for loss (seven). He also is on pace a career-high in tackles.

Only three other interior defensive linemen across the NFL have more than five sacks.

"You see the technique and things, like it's visible, it's on film," defensive coordinator Shane Bowen said. "Showing him, 'Dude, you're tough to handle. If you play with technique, it's going to be hard for anyone to block you.' It's just continuing to build that consistency with the technique play in and play out.

"He can go without technique, and he survives, and he finds ways."

That was apparent right from the start.

The Titans, of course, famously selected Simmons with the 19th overall pick in 2019 even though he had reconstructive knee surgery roughly two months earlier to repair an injury sustained during pre-draft training. He was not healthy enough to play until late October of his rookie year but jumped into the lineup without the benefit of any offseason, training camp or preseason work and only a modicum on practice time.

In his debut, against the Los Angeles Chargers, Simmons made six tackles, had one sack and was a significant contributor to a game-saving goal-line stand in the fourth quarter. In 2020, he tied for the NFL lead with three fumble recoveries and was in the conversation for a Pro Bowl berth.

"I want to keep climbing that ladder to be the best player I can be,"

Simmons said. "I want to be one of the greats to play this game. So, each and every day, each and every game, each and every practice I want to keep improving.

"I'm going to try – not to be perfect but dang near – to keep having disruptive games."

It's almost as if it is becoming an obsession ... or something else.

"How can I keep stacking these plays?" Simmons said. "How can I be addicted to making more big plays and keep having big games and just help my team win games?"

"I told (my uncle) I want to be addicted to it."

###

JEFFERY SIMMONS

SLIMMER, HEALTHY SIMMONS COULD ELEVATE TITANS D-LINE

SECOND-YEAR DT DROPPED 15 POUNDS DURING OFFSEASON TRAINING

**BY MICHAEL GALLAGHER
NASHVILLE POST
AUGUST 12, 2020**

The Tennessee Titans didn't have 2019 first-round pick Jeffery Simmons for seven games last year.

Now, the 23-year-old defensive tackle is one year removed from ACL surgery and finally fully healthy, which could make all the difference for the Titans defensive line heading into the new season.

"[With] an ACL injury or meniscus injury, it's a lot to get back to," Simmons said. "Some people say they're not themselves for a year or two. But when I went back and watched film, I knew that wasn't me. I know what type of guy I am... There was a lot of stuff that I didn't see on film that I know I could do, especially this upcoming year. Stuff that I've been working on.

"I had an injury for sure, but at the same time that's the whole point of this year here — to see how much I can grow from that this past year. [The coaches] are going to put me in a great position to see how much I can get better from last year."

Simmons was a solid contributor last season in the nine games he played. He finished his rookie season with 32 tackles, four tackles for loss, two sacks, two quarterback hits and a pass defensed.

His stats weren't too far off from those of Pro Bowl defensive tackle Jurrell Casey, who was traded to the Denver Broncos during the offseason. Casey had 44 tackles, five tackles for loss, five sacks and 10 QB hits last year. Had the Titans been able to keep both in 2020, they would have presumably had one of

the top interior line groups in the NFL.

Now, Simmons is being relied on to replace Casey's production while allowing a younger player such as DaQuan Jones, Jack Crawford and rookie Larrell Murchison an opportunity to make an instant impact this year.

"Of course, Jurrell was a big loss for us," Simmons said. "He was a great leader on and off the field, especially in the community. When he came to the building, he was just a first-class leader. But at the same time, I don't feel like it's any pressure on me, personally. I'm a leader myself. I like to lead.

Added HC Mike Vrabel: "We're excited about the group that we have moving forward... I think they're well-coached. I think Big T (Terrell Williams) does a great job coaching them and Zak (Kuhr) has helped him out."

Simmons has been using the unconventional offseason to shed some weight with the goal to be a leaner, quicker version of himself during training camp.

The 6-foot-4 second-year lineman is currently listed at 304 pounds on the Titans official website. He played much of last year around 320 and has really emphasized easing the amount of weight his surgically repaired knee has to carry.

"My goal was to especially cut down the fat on my body," Simmons said. "I'm not sure exactly where I was at first, but I feel like I've made a big change with my body weight. My knee made a lot of progression from when I first started playing to the end of the season. But at the end, I knew that I needed to do a little more strengthening and just maintenance stuff after the end of the season. Still now, I'm trying to stay on top of it, make sure that I'm just ready to have this team win games. So my body is feeling great; my knee is feeling great."

Simmons attributed a simple diet change and a disciplined attitude

toward improving his health for helping him drop the 15 pounds he's already lost.

"When you're trying to lose fat, ... you have to be in the right mental (state) to be able to be disciplined in what you eat. At one point, I was cutting off what time I ate at night. Take a lot of responsibility of yourself in trying to maintain a routine that you have. Of course, I changed up my diet a little bit."

A slimmer, quicker Simmons may be just what the Titans need to elevate their defensive line from good to great.

###

GEOFF SWAIM

TITANS AGREE TO TERMS WITH TE GEOFF SWAIM ON ONE-YEAR DEAL

***BY JIM WYATT
TENNESSEETITANS.COM
MARCH 14, 2022***

NASHVILLE – The Titans have agreed to terms with tight end Geoff Swaim on a one-year contract extension.

A durable and rugged veteran, Swaim started 16 regular season games for the Titans in 2021, when he recorded a career-high 31 catches for 210 yards and three touchdowns.

Since joining the Titans in 2020, Swaim has totaled 40 catches for 293 yards and four scores in 26 games, with 24 starts.

Swaim played his first four seasons with the Cowboys (2015-2018) before playing a season with the Jaguars (2019).

In seven NFL seasons, Swaim has played in 69 games, with 44 starts, and he's recorded 88 catches for 694 yards and five touchdowns.

Two other tight ends on the team's roster in 2021 – Anthony Firkser and MyCole Pruitt – are scheduled to become free agents when the new league year begins on Wednesday.

###

RYAN TANNEHILL

HAS TENNESSEE TITANS' RYAN TANNEHILL FINALLY FOUND HIS MOJO? 'I FEEL LIKE I NEVER LOST IT'

**BY BEN ARTHUR
THE TENNESSEAN
JANUARY 12, 2022**

There has been an uptick in Tennessee Titans quarterback Ryan Tannehill's production the last few games.

Does he have his mojo back?

"Contrary to popular belief, I feel like I never lost it," Tannehill said Wednesday.

After turnover struggles for most of 2021, Tannehill's play was significantly cleaner and more effective the final few weeks of the regular season. He completed at least 71% of his passes in each of the last four games, a span he threw seven touchdowns to just one interception. His passer rating has been well over 100 in the Titans' three-game winning streak: 106.8 vs. the 49ers; 127.1 vs. the Dolphins; and a season-high 138.9 vs. the Texans.

In last Sunday's victory at Houston, which clinched the AFC's No. 1 seed and a first-round playoff bye for the Titans (12-5), Tannehill tied a career high with four touchdown passes and had one of his most spectacular plays of the season: escaping a sack in the final period to fire a 36-yard pass to receiver Nick Westbrook-Ikhine, which spurred the game-clinching scoring drive.

Tannehill's play the last few weeks has offered a reminder of his play from 2019-20, when he was one of the league's most efficient passers. In 2019, when he was named AP Comeback Player of the Year, he led the league in yards gained per pass attempt, yards gained per pass completion and passer rating.

"I felt good all season and I think we've done some good things here the last few weeks to catch our

stride a little bit," Tannehill said. "Excited about the momentum we've kind of gained over the past few weeks. Hopefully, we can build on it as we move forward."

The Titans quarterback has benefited the health and improvement of the offensive supporting cast.

Star receivers A.J. Brown and Julio Jones, who have played just eight games together this season, have played in two of the last three. Tight end Anthony Firkser, who had a disappointing start to the season, has become a bigger part of the passing game. And the offensive line has pass protected better, giving Tannehill more time in the pocket. Tannehill was sacked 47 times, but just twice in the last two games. Sunday's game vs. the Texans marked the first game all season Tennessee had five starting offensive linemen play 100% of the snaps.

"We've been fighting that the whole year, just having guys in and out of the lineup," Tannehill said. "Finally, we've started to get some guys healthy. Get some guys back. Get some consistency with guys playing multiple games in a row, kind of finding our groove there. It's been huge for us as we've come down this stretch and I believe we're going to take advantage of it this week to have some time to continue to get healthy and get ready to go for next week."

Amid Tannehill's struggles to start the season, Titans coaches and players praised his leadership and steadiness. It's why they've never lost confidence in him.

"I've definitely never doubted him, nor will I," offensive coordinator Todd Downing said Tuesday. "I think Ryan has been just a great example of just staying steady in his business-like approach to things. We believe that will pay off and continue to propel us where we want to go."

Quarterbacks are viewed historically by their performance in

the playoffs. For the Titans, that journey will begin in the divisional round Jan. 22 or 23.

Will Tannehill's success late into the season be carried over into the postseason?

"You want to play your best football late in the season and into the playoffs," Tannehill said. "The reason we play this game is to go win a championship. It's the reason I play. I'm chasing after it, year after year, day after day. Trying to do everything I can to not skip steps in getting there.

"We have an opportunity here and we don't want to look past it, don't want to miss any steps along the way and do everything we can to go win it."

###

RYAN TANNEHILL

DON'T LET THE SMILE FOOL YOU, TANNEHILL A SERIOUS COMPETITOR

BY IAN KAYANJA
SPORTS ILLUSTRATED
JANUARY 5, 2021

Don't be fooled by quarterback Ryan Tannehill's even-keeled demeanor.

He's one of the fiercest competitors on any football field. Or so says his position coach.

"Make no mistake, he is ultra-competitive," Tennessee Titans quarterback coach Pat O'Hara said Tuesday. "Don't ever excuse his calm demeanor on the outside from being a fierce competitor. That is something about him that is very evident to me and his teammates."

Tannehill's competitive streak was on full display Sunday against the Houston Texans. With a division title at stake, he threw for 216 yards and tallied three touchdowns, two rushing and one passing.

With the game on the line, he connected with wide receiver A.J. Brown on a 51-yard pass that set up Sam Sloman's game-winning field goal as time expired.

"(It's) his calm demeanor on the outside and being a fierce competitor," O'Hara said. "He maintains that even-keel demeanor and that helps him in pressure situations like (Sunday)."

Tannehill is no stranger to the big moment. The events of this season leading up to the matchup with the Texans prepared him for his latest fourth-quarter flurry.

In the just-completed regular season, he led the NFL with five

fourth-quarter comebacks and six game-winning drives in the fourth-quarter or overtime. In games decided by one possession, the Titans went 7-2.

The only Tennessee quarterback who has approached that level of late-game production was Vince Young. As a rookie in 2006, he led four fourth-quarter comebacks and five game-winning drives, both of which led the NFL that season.

Dating back to when Tannehill first took over as the starter, the Titans are 11-3 in games decided by one possession.

He's a closer. And much like a star relief pitcher in baseball, Tannehill looks forward to the high stakes moment where he can get his team out of a tight jam.

"I think it's fun," Tannehill said. "I get to do what I dreamed of doing as a kid. I love going out there on a Sunday and competing with guys that I love playing with. I love the competition of it

"... I love the game, all of it."

Tannehill's success can be attributed to his ability to avoid the emotional roller coaster that some ride throughout a game. He remains focused on the current task at hand, staying competitive.

And because of that, the Titans found ways to win in close games, in which the outcomes could have varied drastically.

"At the end of games, it's maintaining that calm demeanor, while also being ultra-competitive," O'Hara said.

With Tannehill under center last year, the Titans offense found a new life.

That unit went from being shut out by the Denver Broncos on Oct. 13, 2019 to scoring at least 20 points in the next 10 games and more than 30 in five of the final seven. That momentum carried over into the 2020 NFL season, which saw

Tannehill throw for 3,819 yards and a career-high 33 touchdowns.

Tannehill and the Titans finished second in the NFL in average yards per game (396.4) and fourth in points per game average (30.7).

He's found freedom within Arthur Smith's system, and he's been seen smiling more on the field because of it.

"I've loved playing the game," Tannehill said. "I think about what I went through (with) injury, and then through what I went last year, I think I've grown a bigger appreciation for enjoying the moment."

A quarterback who isn't afraid of the big moments is a tremendous advantage in the NFL playoffs. Tannehill's late-game record proves that he can rise to the occasion, courtesy of an outsized competitive streak.

###

RYAN TANNEHILL

TANNEHILL'S EYES OPENED TO SOCIAL INJUSTICE THROUGH FORMER TEAMMATE

**BY MICHAEL GALLAGHER
NASHVILLE POST
JUNE 11, 2020**

Tennessee Titans safety Kevin Byard said last week that one of the biggest solutions to helping fix the racial divide and social injustice in society is through education.

Byard's teammate, quarterback Ryan Tannehill, took his words to heart, using his platform to speak out against social injustice and point to the importance of education as a tool to battle racial intolerance.

"Education is a big part of it," Tannehill said. "Educating people, white people, who don't deal with it [and] to the reality of the situation. Just leveling the playing field. There's a lot of legislature that's going to have to get changed."

"I think the first step is awareness and education ... on the systematic injustices that have been going on for a long, long time. Once we can have that education, the awareness, then we can all kind of work together toward finding that equality that I'd hope we all want."

Tannehill made a post on his Twitter account on May 27 addressing the murder of George Floyd, stating everyone deserves to feel safe and protected in their communities.

Tannehill also said that he wished he would have taken the Black Lives Matter movement more seriously a lot sooner, but his eyes were opened a lot through former 49ers quarterback Colin Kaepernick taking a knee during the national anthem and several conversations with former Miami Dolphins teammate Kenny Stills.

"Do I wish I would have known more and been more supportive back in 2016? Yes, 100 percent, but we all make mistakes," Tannehill continued. "We all have to live and

learn and experience to grow, and I feel like I've done a lot of growing over the past four or five years...I hope to use what I've learned, just continue to educate myself, continue to learn and continue to try to push for change and make a difference.

"I think my conversations with Kenny (Stills) and just coming to realize what he's gone through in his life — getting ripped out of a car with his dad and everything stripped out of the car for no reason, weren't even speeding, left on the side of the road, they were traveling, all their clothes and everything, bags strung out on the side of the road. Things like that where it's like, I can't imagine being put in that situation and having to deal with that. You hear stories like that and then he gave me a bunch of resources, books that were written...Then I just started digging more and more into it as time went on. You go from kind of being naïve to the situation because of the [white] privilege, and my eyes kind of got opened to it. It was really kind of a shock for me...I think my views have definitely changed."

While the NFL and the greater society still have a long way to go in addressing racial equality, Tannehill's openness to have the difficult discussions and willingness to take the time to educate himself on such issues have earned him even more respect from his teammates.

"I respect Ryan (Tannehill) to the fullest," Byard said. "That's one thing about me, I don't look at guys as race. Ryan and his family, his wife, have treated my family with nothing but love and I respect him just for the man he is. The fact that he's speaking and using his voice to uplift others, black, white, or different ... it speaks volumes for his character. I will always treat him based upon that."

###

RYAN TANNEHILL

BENGALS COACH HELPED TANNEHILL BECOME THE PLAYER HE IS TODAY

**BY MIKE HOGAN
SPORTS ILLUSTRATED
OCTOBER 31, 2020**

Familiarity is a storyline every week in the NFL. Some, however, are bigger stories than others.

That is the case for Tennessee Titans quarterback Ryan Tannehill and Cincinnati Bengals head coach Zac Taylor this week.

The veteran quarterback and the second-year head coach have eight years of experience together, and it all started when both were just trying to find their way in 2008. Tannehill was Texas A&M's backup quarterback. Taylor, a former quarterback who had a short-lived NFL career, was just starting his coaching career as an offensive assistant of Texas A&M.

The pair spent four years together in College Station followed by four more years with the Miami Dolphins (2012-2015).

Sunday, they will square off against each other for the first time.

"I learned a ton of football from Zac [Taylor]," Tannehill said. "I have so much respect for him, the way he coaches the game, his work ethic, and just how he puts so much time and effort into preparing me each and every week. I definitely learned a lot of football from (Taylor) and am appreciative of all he did for me."

When the Dolphins drafted Tannehill with the eighth overall pick in 2012, so much was familiar for Tannehill. Taylor was his assistant quarterbacks coach, and former Texas A&M head coach Mike Sherman was then the Dolphins' offensive coordinator.

Taylor said it helped Tannehill transition smoothly to life as a starting quarterback in the NFL.

"Certainly, for a rookie to come in and already know everything about the offense from day one helped him right away," Taylor said on Thursday. "He very well may have won the job anyway had it been a new offense, but of course his familiarity with the offense from day one helped him instruct some of the veteran players on some of the nuances of the offense."

Tannehill had a mostly up-and-down stint in Miami. The Dolphins were nothing more than a mediocre football team, and the quarterback dealt with a handful of injuries that held him back.

However, he had his best statistical seasons in Miami in 2015, when Taylor was on the offensive staff as a quarterbacks coach and as the interim offensive coordinator for five games. Tannehill threw for more than 4,000 yards twice (2014, 2015) and at least 20 touchdowns while completing more than 60 percent of his passes in three of those four seasons.

The Dolphins decided to revamp their coaching staff at the conclusion of the 2015 campaign. In a way, that also marked the beginning of the end for Tannehill's time in Miami. He started the 2016 season out hot but sustained a torn ACL in Week 14 and missed the remainder of that season and the Dolphins' Wild Card playoff game. He again tore his ACL in training camp before the 2017 season and missed the entire season.

He appeared in just 11 games in 2018, and the Dolphins traded him to the Tennessee Titans in exchange for draft picks.

With the Titans, of course, Tannehill has revived his career. After taking over as starter in Week 6 of the 2019 season, Tannehill led the Titans to seven wins in 10 games en route to the postseason and the AFC Championship game against the Kansas City Chiefs.

He earned his first trip to the Pro Bowl, was named Comeback Player

of the Year honors and then in the offseason signed a four-year contract extension.

Tannehill's success story has spilled over into this season. Through the first six games, Tannehill has been one of the top quarterbacks in the league, completing 139 passes on 203 attempts for 1,590 yards and 15 touchdowns, which is tied for second among all quarterbacks.

None of what has transpired has surprised Taylor, who said Tannehill is "the perfect quarterback for the Tennessee Titans."

"Very happy for him. He's a great human being, great teammate, very coachable, very hard on himself," Taylor said. "There is not a lot of weakness to his game. He's got a lot of strength, and you can just see his confidence right now. The team really believes in him."

And on Sunday, Taylor will try to defeat the player he has built such a strong relationship with for the first time in his career.

"He poses a very difficult challenge for us," Taylor said. "Not only do they have a great running game, great receivers, but they have a quarterback who is playing at one of the highest levels in the league right now. He's really impressive."

###

DEMARCUS WALKER

WORK ETHIC HAS D-LINEMAN SAILING THROUGH CAMP

BY JOHN GLENNON

SI.COM

AUGUST 2, 2022

NASHVILLE – DeMarcus Walker says he gets his work ethic from his father, a longshoreman in Jacksonville, Fla.,

Dale Walker is what's known as a ship-chaser, according to his son, someone who helps load and unload the huge boats carrying cargo – like cars and military equipment -- to and from the busy port city on the the Atlantic Ocean.

“Everyone always talked to me about how he was the hardest worker there,” Walker said Tuesday. “Then when I lived with him for six years (from age 12 to 18), I saw it with my own two eyes and observed it.”

What he learned then might help explain the strong impression Walker has made in less than three months.

The 6-foot-4, 280-pound defensive lineman signed with the Tennessee Titans on May 12. Though he spent less time in the offseason program most of his teammates, Walker was named an offseason award winner along with fullback Tory Carter, cornerback Caleb Farley, wide receiver Dez Fitzpatrick, safety Amani Hooker and right tackle Dillon Radunz.

“He worked hard, brought energy, got here early and stayed late,” coach Mike Vrabel said. “Sometimes after practice or running, the (weightlifting) isn't intense. He was able to bring an intensity level to that ... He showed the effort and daily consistency and improved in the techniques that we were coaching each day with.”

Said Walker: “I was shocked. I was definitely shocked ... But I'm a hard worker. I get that from my dad.”

A second-round pick of the Denver Broncos in 2017, Walker has a more impressive pedigree than many of the depth linemen the Titans added during the offseason.

Over the last three seasons – the first two in Denver, last year in Houston – Walker has totaled 10.5 sacks, 12 tackles for loss and 17 quarterback hits. He played 456 defensive snaps for the Texans in 2021, posting a career-high 31 tackles in 13 games.

Those kinds of numbers made Walker an interesting, under-the-radar free-agent target for Indianapolis. Tennessee and general manager Jon Robinson eventually won him over.

“It was a thought process,” Walker said of his decision, “and I got to give J-Rob his props because J-Rob was definitely like ‘Hey, call me.’ We stayed on the phone and talked, and I was flat-ass honest with him, and he was honest with me back. He did a few things and just took a leap of faith to get me here.”

The intrigue surrounding Walker has only grown since the start of training camp last week.

He's earned reps high in the depth chart, for instance, an opportunity to show what he can do against some of the Titans' top offensive linemen.

“You've got to capitalize and respond (to those chances),” Walker said. “I'm just thankful they believe in me, and I've got to get better every single day, fine-tuning my craft and feeding off everyone's energy.”

Added defensive coordinator Shane Bowen: “I've been very pleased with him. He's a pro. He comes in here and works ... I think he has a pass-rush ability for us, and he can do some different things across the line of scrimmage in base defense.”

It also seems noteworthy that during parts of individual drills, Walker and Pro Bowler Jeffery Simmons have worked with one another, locking up as they practice their pass-rush moves.

“His effort, that's what we build our team around,” Simmons said. “The way he runs to the ball, the way he carries himself, especially when it's time for team period. ... He's one of the guys I know we'll be able to count on when it's time.”

Then there are the extra reps Walker takes both before and after practice, even with the hot Nashville sun beating down at St. Thomas Sports Park.

Sometimes he works on power moves. Sometimes on his finesse game. After Tuesday's practice, in which Walker's defensive unit stayed on the field for eight straight plays during one drill, he still felt the need to do some extra conditioning afterward.

“With my calling and being a football player, I'm so blessed, and why not put all my energy into it?” Walker said. “Being the first one on the field and the last one off is not just something for show. It's just that I really love my job. I really have high goals for myself and high aspirations. That's something that I pride myself on.”

It won't be long, Walker said, before his father joins him Nashville.

That will mark quite a change from Dale Walker's younger days around Jacksonville, when he survived a rough upbringing. One of his brothers was killed, and two others have also passed away.

“With his upbringing and being in the streets,” Walker said of his father, “he definitely beat all the odds.”

When Dale Walker eventually watches his son practice and play for the Titans, he won't need a specific jersey number to identify him.

The work ethic will make him stand out – as it already has.

###

DEMARCUS WALKER

VERSATILE DL DEMARCUS WALKER EMBRACING HIS OPPORTUNITY WITH THE TITANS

**BY JIM WYATT
TENNESSEETITANS.COM
JUNE 6, 2022**

NASHVILLE – Veteran defensive lineman DeMarcus Walker admitted he was getting a little antsy.

In early May, Walker found himself still looking for his next team.

His landing spot eventually came in Tennessee, with the Titans.

"My patience was definitely tested," Walker said with a smile after a recent OTA. "But I just kept working. For the last four or five years I've been working my tail off every year, putting in more details and more time and more sacrifices. This time, even though it took a little more time than normal, when you put in the work and are doing the small things, (you) don't worry about everything else."

A second-round draft pick of the Broncos in 2017 who played in 13 games with the Texans in 2021, Walker visited the Colts earlier this offseason before making a visit to the Titans.

Walker gave credit to Titans General Manager Jon Robinson for closing the deal in Tennessee. He officially signed with the Titans on May 16 and has been taking part in the team's offseason work since.

"It was definitely a conversation, and J. Rob reached out to me himself and we had a talk on the phone," said Walker, who recorded 31 tackles, four tackles for loss, two sacks, and seven quarterback hits in 2021. "Through prayer and through faith, it landed me here."

Coach Mike Vrabel said the Titans are happy to have Walker, a 6-foot-4, 280-pounder who played in college at Florida State.

"I think (his potential) role is he's shown versatility throughout his career," Vrabel said. "I liked him all the way back to Florida State when I was in Houston. (We're) trying to figure out where he may fit, whether that be standing up – he's played multiple positions across the front on the edge, inside. He plays with great effort, which I appreciated."

"He wanted to be here, and it's been really good so far."

Walker played in 36 games with five starts during his four seasons in Denver, and he recorded 51 tackles, 10.5 sacks, a forced fumble and a fumble recovery.

In his NFL career, Walker has played in 49 career games and he's totaled 82 tackles, 12.5 sacks, and two forced fumbles.

In Tennessee, Walker is part of a defensive line group that includes Jeffery Simmons, Denico Autry, Teair Tart, Naquan Jones, Larrell Murchison, Da'Shawn Hand, Kevin Strong, Haskell Garrett, Sam Okuayinonu and Jayden Peevy.

Walker likes the fit, and the culture, in Tennessee.

"Coach, he makes sure everyone knows everybody's name, you get to know the guy beside you, the person giving you water," he said. "It is just being a professional, and having that, you see why their having success around here. Keep chopping every day to the ultimate goal."

"Whatever I can do to help, and to make the team win. They took a big step (last year), and my goal is to help them take another step. ... I just have to be myself, bringing my chemistry and charisma to the team and embracing the team and play where coach Vrabel wants me to play."

###

RASHAD WEAVER

WHY RASHAD WEAVER COULD BE TITANS' ULTIMATE X-FACTOR

*BY MICHAEL GALLAGHER
THE NASHVILLE POST
AUGUST 23, 2022*

Tennessee Titans edge rusher Rashad Weaver is no stranger to being called a preseason darling.

After all, Weaver was a standout of the 2021 preseason and was expected to be a factor in Tennessee's revamped pass rush before breaking his fibula last September.

But in Saturday's 13-3 preseason win over the Tampa Bay Buccaneers, in which Weaver finished with two quarterback hits, a sack, a tackle for loss, a pass defended and a fumble recovery, the 24-year-old outside linebacker showed more of the same promise that he did this time last year.

"It was good to be back at Nissan, good to do that in front of the fans," Weaver said. "It was my first game at Nissan since getting hurt, so it was something I was looking forward to and just going out there, playing how I play, making things happen and doing what the defense asks of me."

Arguably Weaver's best play came on a 2nd-and-9 play late in the first half. Exploding off the edge, he pushed Tampa right tackle Fred Johnson back a good five yards before turning the corner and bringing down QB Kyle Trask. Even more impressive was that Johnson was holding Weaver the whole time but couldn't slow him down.

"Nothing comes easy in football, starting from college all the way to the NFL," Weaver continued. "As an outside linebacker/defensive end, you've thought about making sacks and rushing the passer. Most guys don't get that home run pass rush move where they just get a clean sack. You know, it's about being

relentless and continuing to run after the ball."

Weaver made another heads up play in the final two minutes of the first half when he again blew past Johnson and hit Trask's arm mid-throw. The result was a batted ball that fell right into the hands of Titans' linebacker Joe Jones, who returned the interception 38 yards and helped set up Tennessee's only touchdown drive of the game.

"He started working in some new moves," Titans head coach Mike Vrabel said. "Some new pass rush moves and trying to do some things off of what he was doing earlier. It was good to see that it's not just the same move over and over again."

Led by Harold Landry (12 sacks), Denico Autry (9 sacks) and Jeffery Simmons (8.5 sacks), the Titans finished tied for the ninth-best pass rush last season. The team's 43 sacks were more than double the 19 they had in 2020.

Now, Tennessee has the added benefit of rotating in a healthy Bud Dupree, who was limited to 11 games with three sacks in 2021 while recovering from a torn ACL, and Weaver, who played just 12 defensive snaps as a rookie.

If Weaver, a 2020 consensus All-American at Pittsburgh, can match the kind of production he had in college — 109 tackles, 34 tackles for loss, 17 sacks, five forced fumbles, four fumble recoveries in three seasons — the Titans could potentially have a top-five pass rush unit in 2022.

"It's preseason, so you always know the competition will be stiffer once you get into the regular season," Weaver added. "But it was a good showing [Saturday], and we'll keep building off of it."

###

NICK WESTBROOK-IKHINE

THIS RECEIVER TOOK A DIFFERENT ROUTE

**BY DAVID BOCLAIR
SI.COM
JANUARY 19, 2022**

NASHVILLE – Nick Westbrook-Ikhine readily admits it. He had a Plan B.

His first choice was to play football for a living, but he was not convinced it would happen. It did not help that he was not selected in the 2020 NFL Draft following a productive career at Indiana University.

“There was a time I was interviewing for jobs while finishing up my senior year at IU where [I thought] I just have to have that backup,” he said. “You never know what is going to happen. But I knew I was going to have an opportunity and just figured I would make the best of what I have. That’s really all I could ask for – to have this opportunity.”

To say that he has made the most of it would be an understatement.

There were 35 wide receivers selected in the 2020 NFL Draft, and the Titans did not take any of them. Instead, franchise officials covered their bases with four undrafted players at that spot (they did not sign more than two at any other position). Krisitian Wilkerson (Southeast Missouri State) has appeared in four games with the New England Patriots, and Mason Kinsey (Berry College) made his NFL debut with the Titans this season but has not seen the field since. Kyle Williams (Arizona State) has never played in a game.

Westbrook-Ikhine, on the other hand, has played 30 out of a possible 33 games and has progressed from a special teams performer to a role player on offense to his current role as a significant contributor in the passing game. He was the Titans’ second-leading receiver this season with 38 receptions for 476 yards and four touchdowns. In the three games A.J. Brown spent on injured reserve,

it was Westbrook-Ikhine who played more snaps than any of the team’s other wide receivers.

Only 19 of wide receivers drafted in 2020 have caught more passes through their first two seasons than Westbrook-Ikhine, who has 41 for 509 yards and four touchdowns. Just 14 have more touchdown passes.

“There’s definitely times I’m sitting at the house and I kind of realize the position I’m at and the blessing I have to be on this team (and) have a role – a solid role – on this team,” Westbrook-Ikhine said. “Yeah, I’m definitely proud of what I’ve been able to accomplish.”

That road from obscurity to importance makes Westbrook-Ikhine the exception Saturday when the Titans host the Cincinnati Bengals in a matchup that features a handful of sure-things – or as close to it as you can get.

Combined, the offenses include two wide receivers who were top 10 overall picks – Tennessee’s Julio Jones (sixth, 2011) and Cincinnati’s Ja’Marr Chase (fifth, 2021) – and three others who were second-round selections – Tennessee’s A.J. Brown (2019) and Cincinnati’s Tee Higgins (2020) and Tyler Boyd (2016).

All of them have lived up to expectations. Jones, Brown and Boyd have multiple 1,000-yard seasons to their credit, and Jones is one of the NFL’s all-time leading receivers. Higgins topped 1,000 receiving yards for the first time this year, and Chase set an NFL rookie record with 1,455 this season.

Westbrook-Ikhine won’t be mentioned in the same breath as any of them anytime soon, but – in the most literal sense – he absolutely is in their league.

“We have always had confidence in (Westbrook-Ikhine),” coach Mike Vrabel said. “I think he has developed. ... He blocks for us. He plays on special teams. He knows multiple positions. Those types of players are very valuable to a team.”

Even if they are not obvious choices from the outset.

Or, if they question whether they belong every now and then. Westbrook-Ikhine, for example, admits to occasional insecurity about his career choice.

“I feel like that’s just a natural human thing,” he said. “Doubt creeps in at times. I feel like it kind of shows its head when you play poorly because there’s doubt in your mind. I just have to kind of roll with those punches and realize what God put me on this earth to do – this gift and talent he gave me – and try to use it to the best of my ability.”

###

NICK WESTBROOK-IKHINE

AFTER MAKING STRIDES IN 2021, TITANS WR NICK WESTBROOK-IKHINE WORKING TO BE EVEN BETTER IN 2022

**BY JIM WYATT
TENNESSEETITANS.COM
MAY 4, 2022**

NASHVILLE – Nick Westbrook-Ikhine's 2021 season was one of growth.

The Titans receiver became more comfortable as a route runner and a pass catcher, and he was more productive than he'd ever been. Surrounded by veterans, he learned the game even more, and it showed on Sundays.

Heading into 2022, Westbrook-Ikhine wants to do even more.

And, based on all the changes around him, he may need to do more.

"It is going to be different," Westbrook-Ikhine said on Tuesday. "I feel like I was very much still in a learning role the last couple of years, and now I am going to embrace this new opportunity."

Earlier this offseason, the Titans released veteran Julio Jones, and to date the team hasn't re-signed veteran Chester Rogers. Then last week, the team traded receiver A.J. Brown to the Eagles.

Needless to say, the room looks a lot different now.

Among the new additions: Veteran Robert Woods, formerly of the Rams, signed with the team in free agency, and over the weekend the team drafted receivers Treyton Burns (Arkansas) and Kyle Phillips (UCLA).

Westbrook-Ikhine said he's already learned a few things from Woods, and he's more than willing to help the newcomers.

His biggest focus, of course, is improving his own game.

"Being consistent, but being more explosive, working on getting yards after catch, making contested catches, getting separation," Westbrook-Ikhine said of what he's working on this offseason. "Just being a complete receiver overall and most importantly continuing to gain that trust with Ryan (Tannehill) going into the season."

Westbrook-Ikhine, who joined the team as an undrafted free agent from Indiana in 2020, caught 38 passes in 2021, which ranked second on the team behind only Brown (63). He was also second on the team in receiving yards (476), and he finished second on the team in touchdown catches (4) as well.

Westbrook-Ikhine had two touchdown grabs in two games against the Colts, one touchdown against the Patriots, and another against the Texans. He had a 100-yard game in November against Houston.

Yet when he looks back at 2021, he recalled what he needs to do to get better. In 2020, Westbrook-Ikhine had just three catches for 33 yards, so his production took a big leap in Year 2.

"Being a more complete receiver, making those big-time plays that we need," Westbrook-Ikhine said of his mission for 2022. "I can look back (at last year) and think of a couple of plays that come to mind where if I make that play, the game has a totally different outcome. The first one that comes to mind is the Steelers game, catch that go ball and run under it and don't trip and fall and go score and that's a whole different ball game. Having that mentality of understanding what's needed and what I want to bring to the table this year."

On Tuesday, Westbrook-Ikhine recalled past times during his football career when he was in a position similar to the scenario he's now in with the Titans.

And, once again, he's ready to step up.

"I feel like I have been in this situation before," he said. "It's kind of funny, this kind of same cycle happened before in high school where I didn't really do much my freshman year, we had a dog at receiver my sophomore year, and then he transferred and it was like, 'Alright, you have you step up.' In college it was a similar thing, I didn't really play much my freshman year, sophomore year we had a dude, he got hurt, and I had to step up.

"So I have been in that situation before so I kind of embrace it now, knowing I have done it before and it gives me that extra confidence."

###

MALIK WILLIS

WHAT TO KNOW ABOUT MALIK WILLIS, TENNESSEE TITANS QB PICK IN 2022 NFL DRAFT

*BY MIKEY DILULLO
THE TENNESSEAN
APRIL 29, 2022*

The Tennessee Titans may have their quarterback of the future after selecting Liberty's Malik Willis in the third round with the No. 86 overall pick Friday in the 2022 NFL Draft.

Willis once was projected to be a first-round pick.

Here's what to know about Malik Willis:

Transfer from Auburn

Coming out of high school, Willis signed with Auburn to play college football. However, he played sparingly in two seasons for the Tigers, leading to his decision to transfer to Liberty.

Rushing prowess

Willis was able to succeed with both his arm and his legs. During his first season at Liberty in 2020, he rushed for 944 yards and 14 touchdowns, and followed that up with 878 yards and 13 TDs rushing in 2021.

Big-game performances

At Liberty, Willis led the Flames to two bowl wins. The first came in the 2020 Cure Bowl when he won MVP in a 37-34 win over Coastal Carolina. One year later, he led Liberty to a win over Eastern Michigan in the LendingTree Bowl, 56-20. He was named MVP of that bowl as well.

###

MALIK WILLIS

WITH A BIG SMILE, TITANS ROOKIE QB MALIK WILLIS DOING HIS BEST TO TACKLE NFL CHALLENGES ONE DAY AT A TIME

**BY JIM WYATT
TENNESEETITANS.COM
AUGUST 21, 2022**

NASHVILLE – Malik Willis flashes a smile as fast as he slings the football.

The Titans rookie quarterback, who has started the team's first two preseason games, is all about having a good time.

"It's always fun when we get to play football," Willis said on Saturday night. "It's always fun."

Willis, drafted in the third round of the 2022 NFL Draft, is doing his best to convince the team's decision-makers he's worthy of the No.2 job behind starter Ryan Tannehill.

Along the way, Willis is tackling a lot of firsts – first start, first touchdown run, first touchdown pass.

Willis knows he's been far from perfect, but he's doing his best not to stress about it all.

"At this point, I just wake up every day and thank God that I get to do what I do," Willis said after the team's win over the Buccaneers. "I'm just super excited to go to work tomorrow. Go work out and watch the film, correct it. ... I get to watch it with Coach (Vrabel). We can talk about the good, the bad, and it's just focusing on how we can fix it. It's over with now. It's in the books."

In two preseason games, Willis has completed 13-of-28 passes for 187 yards and a touchdown. His completion percentage is 46.4, his passer rating 80.5. Willis has been sacked five times while playing just over a half in each game. He's also racked up 80 rushing yards and a touchdown on 10 carries.

Titans head coach Mike Vrabel said he's seen improvement from Willis, who has been guilty of being impatient at times because of his willingness to leave the pocket and run.

Willis, who has been quick to criticize himself, knows it's something he must improve.

"It's not about feeling comfortable," Willis said. "It's about making it a big point to stay in the pocket when I can. And not just because I'm athletic or I can get out when I want to, just to get out sometimes. And it is understanding when not to. And that's the biggest thing. That's why I'm a little disappointed in myself for, I think I got out a little bit too much. But it's a growing process. It's my second preseason game. I'm not going to be too hard on myself in that regard. So, I'm just excited and blessed that I get opportunity next week."

Next week for Willis and the Titans is work against the Arizona Cardinals.

The two teams are scheduled to hold joint practices on Wednesday and Thursday of this week before preseason game No.3 on Saturday at Nissan Stadium.

Willis knows he's improved, but he's far from satisfied.

"Thinking about it, I think (Week 2 was) a little bit better than Week One. I got a few checkdowns that I got and I stayed in there and just got it out quickly, but not by much," he said. "I think this is something I just need to focus on and continue to just find that in between from when I need to play, make a play, don't just climb in the pocket and help my O-line out.

"When I have a clean pocket, when people are open downfield, I need to make that throw. I need to stay in there and do whatever I need to do in order to just not ask so much of protection and also save my body more than anything. And those times when I did, I do need to make a play when nobody's open, when

there's pressure in the pocket and it's right now and just being able to react. It's just finding the balance between those two."

Willis said he's receiving constant encouragement from those around him, even if he's received some tough love.

Everyone is aware he's just getting started.

"I'm probably a little bit more critical than my coaches, but they always balance me out," Willis said. "So I'm not overly critical because at the end of the day, nobody's perfect. Everybody's going to make mistakes. And especially being young, they try to help me see the glass half full.

"(Coach told me) 'Don't worry about being perfect,' because that's what I was doing. 'Don't worry about being perfect, just go out there and let it rip and have fun. You've been blessed with a lot of ability, so just go have fun and continue to learn."

###

WHY ROBERT WOODS IS THE DIFFERENCE MAKER THE TITANS OFFENSE NEEDS

**MICHAEL GALLAGHER
THE NASHVILLE POST
AUGUST 19, 2022**

When the Tennessee Titans traded for Robert Woods in March, it was expected that the 30-year-old wideout would play Robin to AJ Brown's Batman in the Titans' passing offense this season.

Fast forward one month; Brown is in Philadelphia, the place he reportedly wanted to be all along, while Woods, who's working his way back from a torn ACL, is Tennessee's new No. 1 receiver by default.

Presumably learning from Taylor Lewan and Bud Dupree, the Titans have brought Woods along leisurely. In fact, Woods even admitted in May that he thought Tennessee's trainers were holding him back.

But as the Titans held joint practices with the Tampa Bay Buccaneers on Wednesday and Thursday at Saint Thomas Sports Park, Woods appeared to be running without restriction and participating in 1-on-1 and team drills without any difficulty.

"He comes in and has a presence about him," Titans quarterback Ryan Tannehill said. "He's done it for a long time, I respect him and he's a really good dude. As we grow our relationship on the field, just getting used to what he does well and he's so smooth. That's one thing I noticed almost immediately is he's so smooth. He's able to transition really well and it looks like he's going 100 percent but he's not. For a quarterback, that makes it easy to throw the ball to him."

Added Woods: "I feel good. It feels natural going out there running routes. Really, I just feel like I'm playing pass-and-catch with Ryan out there right now.

ROBERT WOODS

"... I'm starting to get going and find my matchups and really just work my technique in those situations, go in there, going against a different [team], so just trying to be a little bit faster, a little bit more quicker when I get those chances."

If Woods is close to or at his best by Week 1, the Titans' passing attack may not suffer as big of a drop-off as many have predicted.

Prior to Woods' injury last season, he excelled as a focal point of the Los Angeles Rams offense. He put up back-to-back 1,000-yard seasons in 2018 and 2019 and ranked in the top 17 among all receivers in targets, receptions and yards both years. He had three straight seasons with 86 or more receptions from 2018-2020, and he ranked 13th and 15th in receptions and targets, respectively, in 2020.

Woods also adds value in areas that don't typically show up on the stat sheet.

He's as sure-handed as they come with a drop rate of just 2.9 percent over the last four years. For comparison, Tennessee's top three leading receivers have had a drop rate of 3.1 percent or higher each of the last two seasons.

Woods is also one of the top red-zone threats in the NFL. He's had double-digit red-zone targets every year since 2016, and despite playing in just 9 games, Woods still tied for 29th in red-zone targets and 26th in red-zone receptions last season. Since 2017, Woods has caught 37 of his 53 red-zone targets (70 percent) for 232 yards and 17 touchdowns.

However, Woods' value to the Titans can't be measured simply with pure statistics.

He's the Titans' only receiver over the age of 28, and just the second WR over the age of 25. Rookies Treyton Burks (22), Kyle Philips (23) and Reggie Roberson (23), plus Cody Hollister (28), Nick Westbrook-Ikhine (25), Terry Godwin (25), Dez Fitzpatrick (24),

Racey McMath (23) and Mason Kinsey (23), have just 58 receptions, 656 yards and five touchdowns between them.

Woods is only receiver on Tennessee's roster with more than 42 career receptions and at least one 1,000-yard season, and he adds leadership and a veteran presence to one of the youngest and least experienced receiver rooms in the NFL.

"[Woods'] leadership has been great," Vrabel said. "His consistency each and every day, being able to work through things, talk through things, provide [receivers coach] Rob [Moore] with an extension of a coach. It's been great to have him."

###

ROBERT WOODS

TITANS WR ROBERT WOODS ALREADY HAS SEVERAL REASONS TO SMILE

BY JIM WYATT
TENNESSEETITANS.COM
JUNE 3, 2022

NASHVILLE – Robert Woods was born and raised in Los Angeles, in the middle of the hustle and bustle of one of the country's biggest cities.

After playing in college at USC, he spent four seasons in Buffalo, only to return to his hometown to join the Rams.

Now, at his third NFL stop, Woods finds himself in Nashville, with the Titans.

And so far, things have been better than he expected in more ways than one.

"Nashville is way better than I expected," Woods said with a smile. "I thought I was really going to a country town that was not going to have anything. But it really has a lot to offer, whether it's food, entertainment, obviously a lot of music. I know I am from L.A., but I love experiencing different cultures, having a different experience than fast-pace living, L.A. lifestyle.

"So, I have been loving Nashville, getting acclimated with it, the guys. Everybody has been welcoming, not just the team but really around in public."

Woods has also been a pleasant surprise on the field in OTAs, taking part in on-field workouts – albeit limited and with a brace – roughly six months after tearing his left ACL.

In some periods, Woods slides a yellow pullover jersey over his No.2 Titans jersey, signifying he's not all the way back.

But Woods said it's all part of a process, and he's keeping the big picture in mind.

"Obviously, we want to do everything that is correct to make sure no injuries come back," Woods said. "But now it is more: Let's get back to the elite level of playing.

"Really, I am just trying to get back to playing at a high level. Being able to be out here and do what I am doing is really impressing me, being able to run on the side and seeing certain speeds that I am hitting, being able to trust my knee with some cuts. ... I think I am really good, on pace. Being able to do some training on my own (is good), and really just being confident with where I'm at and being prepared and being ready. Obviously, we don't know how long it is going to take and what could come up, but I'll say right now we're all on pace and doing good to be ready. I am just trying to be my best me and be ready when I can and whenever they need me on the field, being able to be at my best when I'm out there."

A two-time captain with the Rams who totaled 367 receptions for 4,626 yards and 23 touchdowns in 68 games in five seasons in Los Angeles, Woods is also learning a new quarterback, and teammates.

He said his chemistry with Titans quarterback Ryan Tannehill is building.

"Ryan is a really good leader, being able to talk not only out here on the football field, but talk in the meetings rooms, in between plays," Woods said. "I think that is one of the biggest things you expect from a quarterback and a leader – (Ryan) is always leading ... and he is throwing in his two cents on what he expects from his receivers and what he sees and how he wants to throw the ball. So being able to pick his brain and have that conversation in between plays, in between reps, in between meetings, I think that is really good because the more you know about him, the more you know what he is thinking, and you are able to play fast and have that anticipation on the field."

Acquired in a trade with the Rams earlier this offseason, Woods is

expected to play a big role for the Titans in 2022.

In his NFL career, Woods has played in 125 career games, with 115 starts, in nine NFL seasons with the Rams (2017-2021) and Bills (2013-2016). He's recorded 570 catches for 7,077 yards and 35 touchdowns in his playing career and he also has 74 career rushing attempts for 507 yards and five touchdowns.

As Woods builds confidence with his health and the team in the offseason work, he knows things will only improve.

"It feels good to be out there with the guys, learning this offense and building chemistry with Ryan, our other receivers, and really just everybody in the huddle," Woods said. "Just to be back playing football again, I guess easing back into it. It feels good to be on the grass and to be out there with the guys."

###



TENNESSEE TITANS

ABRIDGED HISTORY

UPDATED THROUGH NOV. 14, 2022
THE NON-ABRIDGED HISTORY IS AVAILABLE
IN THE 2022 TITANS MEDIA GUIDE

2021 SEASON (12-5 REGULAR SEASON, 0-1 PLAYOFFS) • 1ST PLACE AFC SOUTH

DATE	OPPONENT	SCORE	W/L	ATT
Sept. 12	ARIZONA	13-38	L	67,216
Sept. 19	at Seattle	33-30 (W OT)		68,585
Sept. 26	INDIANAPOLIS	25-16	W	67,914
Oct. 3	at N.Y. Jets	24-27 (L OT)		70,232
Oct. 10	at Jacksonville	37-19	W	58,282
Oct. 18	BUFFALO	34-31	W	69,419
Oct. 24	KANSAS CITY	27-3	W	69,484
Oct. 31	at Indianapolis	34-31 (W OT)		59,175
Nov. 7	at L.A. Rams	28-16	W	71,785
Nov. 14	NEW ORLEANS	23-21	W	69,414
Nov. 21	HOUSTON	13-22	L	67,395
Nov. 28	at New England	13-36	L	65,878
Dec. 12	JACKSONVILLE	20-0	W	67,808
Dec. 19	at Pittsburgh	13-19	L	59,521
Dec. 23	SAN FRANCISCO	20-17	W	69,361
Jan. 2	MIAMI	34-3	W	69,091
Jan. 9	at Houston	28-25	W	66,722
Jan. 22	Cincinnati	16-19	L	69,242

		TITANS	OPP
Total First Downs		362	331
Rushing		134	90
Passing		194	204
Penalty		34	37
3rd Down: Made/Att		103/236	77/210
3rd Down Pct.		43.6	36.7
4th Down: Made/Att		15/24	14/24
4th Down Pct.		62.5	58.3
Possession Avg.		32:40	27:20
Total Net Yards		5,822	5,607
Avg. Per Game		342.5	329.8
Total Plays		1133	1039
Avg. Per Play		5.1	5.4
Net Yards Rushing		2,404	1,438
Avg. Per Game		141.4	84.6
Total Rushes		551	368
Net Yards Passing		3,418	4,169
Avg. Per Game		201.1	245.2
Sacked/Yards Lost		47/327	43/316
Gross Yards		3745	4485
Att./Completions		535/359	628/395
Completion Pct.		67.1	62.9
Had Intercepted		14	16
Punts/Average		58/44.6	67/44.6
Net Punting Avg.		58/39.8	67/38.7
Penalties/Yards		103/973	118/1,070
Fumbles/Ball Lost		25/11	21/6
Touchdowns		49	38
Rushing		23	14
Passing		22	24
Returns		4	0

BY PERIODS	1	2	3	4	OT	PTS
Team	61	167	65	120	6	419
Opponents	56	112	84	99	3	354

SCORING	TD	RU	PA	RT	PAT	FG	S	TP
Bullock	0	0	0	0	42/45	26/31	0	120
Henry	10	10	0	0			0	62
Tannehill	7	7	0	0			0	42
A.J. Brown	5	0	5	0			0	30
Westbrook-Ikhine	4	0	4	0			0	24
Pruitt	3	0	3	0			0	20
Firkser	3	0	2	1			0	18
Foreman	3	3	0	0			0	18
Swaim	3	0	3	0			0	18
Byard	2	0	0	2			0	12
Hilliard	2	2	0	0			0	12
Batson	1	0	1	0			0	6
Fitzpatrick	1	0	1	0			0	6
Ju. Jones	1	0	1	0			0	6
McNichols	1	0	1	0			0	6
Molden	1	0	0	1			0	6
Peterson	1	1	0	0			0	6
Rogers	1	0	1	0			0	6
Badgley	0	0	0	0	1/2	0/1	0	1
Team	49	23	22	4	43/47	26/32	0	419
Opponents	38	14	24	0	29/34	31/38	0	354

2-Pt Conversions: Henry, Pruitt, **TM 2-2; OP 2-4**
FUM/Lost: Tannehill 10/4, Rogers 4/1, Firkser 2/1, Foreman 2/1, Hilliard 2/1, Blasingame 1/1, Brewer 1/0, Henry 1/0, McMath 1/1, Westbrook-Ikhine 1/1

RUSHING	No	Yds	Avg	Lg	TD
Henry	219	937	4.3	76t	10
Foreman	133	566	4.3	35	3
Hilliard	56	350	6.3	68t	2
Tannehill	55	270	4.9	28	7
McNichols	41	156	3.8	14	0
Peterson	27	82	3.0	16	1
Batson	2	15	7.5	11	0

PASSING	Att	Cmp	Pct	Yards	Yds/Att	TD	Int	Lg	SK/Yds	Rating
Tannehill	531	357	67.2	3,734	7.03	21	14	57t	47/327	89.6
A.J. Brown	2	0	0.0	0	0.00	0	0	---	0/0	39.6
M. Farley	1	1	100.0	6	6.00	0	0	6	0/0	91.7
Henry	1	1	100.0	5	5.00	1	0	5t	0/0	127.1
Team	535	359	67.1	3,745	7.00	22	14	57t	47/327	90.0
Opponents	628	395	62.9	4,485	7.14	24	16	68t	43/316	86.4

A.J. Brown	2	10	5.0	7	0
Rogers	1	9	9.0	9	0
D. Evans	2	7	3.5	5	0
Blasingame	3	6	2.0	3	0
Sargent	2	4	2.0	2	0
M. Johnson	2	-2	-1.0	5	0
Woodside	6	-6	-1.0	-1	0
Team	551	2,404	4.4	76t	23
Opponents	368	1,438	3.9	58t	14

RECEIVING	No	Yds	Avg	Lg	TD
A.J. Brown	63	869	13.8	57t	5
Westbrook-Ikhine	38	476	12.5	46	4
Firkser	34	291	8.6	24	2
Ju. Jones	31	434	14.0	51	1
Swaim	31	210	6.8	26	3
Rogers	30	301	10.0	39	1
McNichols	28	240	8.6	27	1
Hilliard	19	87	4.6	28	0
Henry	18	154	8.6	16	0
Pruitt	14	145	10.4	22	3
Reynolds	10	90	9.0	12	0
M. Johnson	9	160	17.8	50	0
Foreman	9	123	13.7	39	0
Fitzpatrick	5	49	9.8	18t	1
Hollister	4	33	8.3	14	0
Peterson	4	8	2.0	5	0
Hudson	3	31	10.3	14	0
Batson	2	15	7.5	13	1
D. Evans	2	11	5.5	6	0
McMath	2	8	4.0	9	0
Blasingame	2	4	2.0	5	0
Hooker	1	6	6.0	6	0
Team	359	3,745	10.4	57t	22
Opponents	395	4,485	11.4	68t	24

INTERCEPTIONS	No	Yds	Avg	Lg	TD
Byard	5	66	13.2	24t	1
Fulton	2	13	6.5	13	0
Long	2	6	3.0	6	0
R. Evans	2	1	0.5	1	0
Hooker	1	21	21.0	21	0
Skirne	1	17	17.0	17	0
J. Brown	1	2	2.0	2	0
Molden	1	2	2.0	2t	1
Jenkins	1	0	0.0	0	0
Team	16	128	8.0	24t	2
Opponents	14	252	18.0	82	0

PUNTING	No	Yds	Avg	Net	TB	In	Lg	B
Kern	47	2,105	44.8	40.4	1	18	59	0
Townsend	11	465	42.3	37.0	1	2	63	0
Team	58	2,570	44.3	39.8	2	20	63	0
Opponents	67	2,986	44.6	38.7	5	27	66	0

PUNT RETURNS	No	FC	Yds	Avg	Lg	TD
Rogers	30	20	293	9.8	55	0
Kinsey	0	1	0	---	---	0
Team	30	21	292	9.8	55	0
Opponents	22	16	223	10.1	18	0

KICKOFF RETURNS	No	Yds	Avg	Lg	TD
Rogers	14	282	20.1	37	0
M. Johnson	9	179	19.9	31	0
Hilliard	8	177	22.1	26	0
Batson	5	80	16.0	20	0
McNichols	2	31	15.5	16	0
Blasingame	1	12	12.0	12	0
D. Evans	1	17	17.0	17	0
Team	40	778	19.5	37	0
Opponents	40	812	20.3	37	0

FIELD GOALS	1-19	20-29	30-39	40-49	50+
Bullock	0/0	5/5	12/12	8/13	1/1
Badgley	0/0	0/0	0/0	0/1	0/0
Team	0/0	5/5	12/12	8/14	1/1
Opponents	0/0	12/12	9/9	7/8	3/9

Bullock: () (33G,30G,24G,44N,36G) (32G) (44G,46G,36G,49N) (34G) (43G,38G) (34G,51G) (46G,44G) () (28G,36G,36G) () (44N) (47N,44G,29G) (26G,32G) (38G,44G) (23G,44G) (42N)
TM: (46N) (33G,30G,24G,44N,36G) (32G) (44G,46G,36G,49N) (34G) (43G,38G) (34G,51G) (46G,44G) () (28G,36G,36G) () (44N) (47N,44G,29G) (26G,32G) (38G,44G) (23G,44G) (42N)
OPP: (34G,43N) (31G) (43G,28G,24G,51N) (27G,22G) (53N) (24G,28G,52G) (42G,57N) (34G) (34G,22G,54G) (20G) (43G,24G,37G) (22G,37G,44G,53N,28G,52G) () (36G,56N,28G,46G,48G) (48G)(39G,53N) (31G)

SACKS	Player	No	Yds	TD							
Landry	12	Autry	9	Simmons	8.5	Dupree	3	Adeniyi	2.5	N. Jones	2.5
2.5	Peko	2	Roberson	1.5	Byard	1	(group)	1			
TM	43	OPP	47								

TACKLES (Total-Assists-Solo)
 Byard (88-57-31), Landry (75-52-23), Long (75-46-29), Hooker (62-38-24), Molden (60-42-18), R. Evans (57-35-22), Jenkins (55-39-16), J. Brown (55-36-19), Simmons (54-42-12), Fulton (40-30-10), Cruikshank (38-27-11), Jackson (33-28-5), Autry (32-25-7), Rice (30-15-15), N. Jones (29-18-11), Cunningham (25-18-7), Dupree (17-13-4), Skirne (17-11-6), Tart (16-10-6), Adeniyi (11-8-3), Mabin (10-9-1), Peko (10-7-3), Roberson (10-6-4), Murchison (8-4-4), C. Jones (6-5-1), Simon (6-4-2), Cole (6-2-4), M. Farley (5-4-1), C. Farley (4-4-0), Borders (4-3-1), Dzubnar (4-1-3), McDougald (3-3-0), Strong (3-1-2), Ankuo (3-3-0), Weaver (2-0-2), Bledsoe (1-1-0), A.J. Brown (1-1-0), Jo. Jones (1-0-1)

USUAL STARTING LINEUP

OFFENSE
 WR A.J. Brown (11)
 TE Geoff Swaim (87)
 LT Taylor Lewan (77)
LG Rodger Saffold III (76)
 C Ben Jones (60)
 RG Nate Davis (64)
 RT David Quessenberry (72)
 WR Nick Westbrook-Ikhine (15)
 WR Julio Jones (2)
 QB Ryan Tannehill (17)
 RB Derrick Henry (22)

DEFENSE
 DE Denico Autry (96)
 NT Teair Tart (93)
DT Jeffery Simmons (98)
 OLB Bud Dupree (48)
 ILB David Long Jr. (51)
 ILB Rashaan Evans (54)
OLB Harold Landry III (58)
 CB Jackrabbit Jenkins (20)
 SS Amani Hooker (36)
FS Kevin Byard (31)
 CB Kristian Fulton (26)

SPECIALISTS
 K Randy Bullock (14)
 P Brett Kern (6)
 PR Chester Rogers (80)
 KR Chester Rogers (80)

Pro Bowl All-Pro
GM: Jon Robinson; **Head Coach:** Mike Vrabel
Asst. Coaches: Shane Bowen (def. coordinator), Todd Downing (off. coordinator), Craig Aukerman (ST), Brian Bell (strength and conditioning assist.), Scott Booker (safeties), Keith Carter (OL), Ryan Crow (OLB), Tony Dews (RB), Matt Edwards (assist. ST), Erik Frazier (off. skill assist.), Mondray Gee (strength and conditioning assist.), Jim Haslett (ILB), Jason Houghtaling (assist. OL), Zak Kuhr (assist. ILB), Anthony Midget (secondary), Rob Moore (WR), Pat O'Hara (QB), Frank Piraino (strength and conditioning), Jim Schwartz (senior def. assist.), Luke Stechel (TE), John Streicher (coordinator of football development), Mike Sullivan (assist. OL), Kenechi Udeze (assist. DL), Terrell Williams (DL)

AMERICAN FOOTBALL CONFERENCE STANDINGS				
AFC EAST	W	L	T	Pct
Buffalo	11	6	0	.647
* New England	10	7	0	.588
Miami	9	8	0	.529
New York Jets	4	13	0	.235
AFC NORTH	W	L	T	Pct
Cincinnati	10	7	0	.588
* Pittsburgh	9	7	1	.559
Cleveland	8	9	0	.471
Baltimore	8	9	0	.471
AFC SOUTH	W	L	T	Pct
Tennessee	12	5	0	.706
Indianapolis	9	8	0	.529
Houston	4	13	0	.235
Jacksonville	3	14	0	.176
AFC WEST	W	L	T	Pct
Kansas City	12</			

2020 SEASON (II-S REGULAR SEASON, O-I PLAYOFFS) • 1ST PLACE AFC SOUTH

DATE	OPPONENT	SCORE	W/L	ATT
Sept. 14	at Denver	16-14	W	
Sept. 20	Jacksonville	33-30	W	
Sept. 27	at Minnesota	31-30	W	
Oct. 13	Buffalo	42-16	W	8,403
Oct. 18	Houston	42-36	W (OT)	10,166
Oct. 25	Pittsburgh	24-27	L	10,355
Nov. 1	at Cincinnati	20-31	L	9,712
Nov. 8	Chicago	24-17	W	13,871
Nov. 12	Indianapolis	17-34	L	13,949
Nov. 22	at Baltimore	30-24	W (OT)	
Nov. 29	at Indianapolis	45-26	W	12,464
Dec. 6	Cleveland	35-41	L	13,986
Dec. 13	at Jacksonville	31-10	W	15,896
Dec. 20	Detroit	46-25	W	13,797
Dec. 27	at Green Bay	14-40	L	
Jan. 3	at Houston	41-38	W	12,504
Jan. 10	Baltimore	13-20	L	14,029

	TITANS	OPP
Total First Downs	381	391
Rushing	142	113
Passing	203	247
Penalty	36	31
3rd Down: Made/Att	84/182	111/214
3rd Down Pct.	46.2	51.9
4th Down: Made/Att	10/16	15/26
4th Down Pct.	62.5	57.7
Possession Avg.	28:28	31:32
Total Net Yards	6343	6372
Avg. Per Game	396.4	398.3
Total Plays	1031	1076
Avg. Per Play	6.2	5.9
Net Yards Rushing	2690	1933
Avg. Per Game	168.1	120.8
Total Rushes	521	427
Net Yards Passing	3653	4439
Avg. Per Game	228.3	277.4
Sacked/Yards Lost	25/173	19/154
Gross Yards	3826	4593
Att./Completions	485/316	630/423
Completion Pct.	65.2	67.1
Had Intercepted	7	15
Punts/Average	50/45.1	45/47.7
Net Punting Avg.	50/40.1	45/41.8
Penalties/Yards	86/783	103/840
Fumbles/Ball Lost	15/5	21/8
Touchdowns	62	55
Rushing	26	18
Passing	33	36
Returns	3	1

BY PERIODS	1	2	3	4	OT	PTS
Team	96	144	101	138	12	491
Opponents	77	143	97	122	0	439

SCORING	TD	RU	PA	RT	PAT	FG	S	TP
Henry	17	17	0	0			0	104
Gostkowski	0	0	0	0	46/48	18/26	0	100
A. Brown	12	0	11	1			0	72
J. Smith	9	1	8	0			0	54
Sloman	0	0	0	0	5/5	2/2	0	11
Tannehill	7	7	0	0			0	46
C. Davis	5	0	5	0			0	30
Pruitt	3	0	2	1			0	18
Humphries	2	0	2	0			0	12
Batson	1	0	1	0			0	6
D. Evans	1	0	1	0			0	6
Firkser	1	0	1	0			0	6
Foreman	1	0	1	0			0	6
King	1	0	0	1			0	6
McNichols	1	1	0	0			0	6
Swaim	1	0	1	0			0	6
Westbrook-Ikhine	0	0	0	0			0	2
Team	62	26	33	3	51/53	20/28	0	491
Opponents	55	18	36	1	42/47	21/23	1	439

2-Pt Conversions: Tannehill 2, Henry, Westbrook-Ikhine, **TM 4-7**, **OPP 1-8**
FUM/Lost: Tannehill 6/11, Henry 3/2, A. Brown 2/1, Batson 1/0, Brinkley 1/0, C. Davis 1/1, Douglas 1/0

RUSHING	No	Yds	Avg	Lg	TD
Henry	378	2027	5.4	94t	17
Tannehill	43	266	6.2	45t	7
McNichols	47	204	4.3	20	1
Foreman	22	95	4.3	15	0
D. Evans	14	54	3.9	9	0
Batson	4	20	5.0	11	0
Woodside	7	10	1.4	18	0
Perry	2	9	4.5	6	0
Hooker	1	4	4.0	4	0
J. Smith	2	4	2.0	3	1
Humphries	0	0	---	---	0

PASSING	Att	Cmp	Pct	Yards	Yds/Att	TD	Int	Lg	Sk/Yds	Rating
Tannehill	481	315	65.5	3,819	7.94	33	7	75t	24/173	106.5
Woodside	3	1	33.3	7	2.33	0	0	7	0/0	42.4
Kern	1	0	0.0	0	0.0	0	0	0	0/0	39.6
Humphries	0	0	---	0	---	0	0	---	1/0	---
Team	485	316	65.2	3,826	7.89	33	7	75t	25/173	105.9
Opponents	630	423	67.1	4,593	7.29	36	15	75t	19/154	97.5

	1	-3	-3.0	-3	0
Raymond					
Team	521	2690	5.2	94t	26
Opponents	427	1933	4.5	59	18

RECEIVING	No	Yds	Avg	Lg	TD
A. Brown	70	1075	15.4	73t	11
C. Davis	65	984	15.1	75t	5
J. Smith	41	448	10.9	63	8
Firkser	39	387	9.9	45	1
Humphries	23	228	9.9	23	2
Henry	19	114	6.0	53	0
Batson	12	100	8.3	18	1
McNichols	12	55	4.6	9	0
Raymond	9	187	20.8	61	0
Swaim	9	83	9.2	16	1
Pruitt	5	49	9.8	22t	2
Blasingame	4	39	9.8	16	0
Westbrook-Ikhine	3	33	11.0	19	0
D. Evans	2	27	13.5	24	1
Hollister	1	12	12.0	12	0
Foreman	1	5	5.0	5t	1
Tannehill	1	0	0.0	0	0
Team	316	3826	12.1	75t	33
Opponents	423	4593	10.9	75t	36

INTERCEPTIONS	No	Yds	Avg	Lg	TD
Butler	4	111	27.8	68	0
Hooker	4	11	2.8	6	0
Fulton	1	44	44.0	44	0
Cruikshank	1	13	13.0	13	0
Joseph	1	5	5.0	5	0
Borders	1	0	0.0	0	0
J. Brown	1	0	0.0	0	0
Byard	1	0	0.0	0	0
Landry	1	0	0.0	0	0
T. Smith	0	5	---	5	0
Team	15	189	12.6	68	0
Opponents	7	81	11.6	25	0

PUNTING	No	Yds	Avg	Net	TB	In	Lg	B
Kern	37	1695	45.8	41.5	3	22	66	0
Allen	8	404	50.5	40.0	1	0	65	0
Daniel	4	157	39.3	30.0	0	0	52	1
Team	50	2256	45.1	40.1	4	22	66	1
Opponents	45	2147	47.7	41.8	3	19	71	0

PUNT RETURNS	No	FC	Yds	Avg	Lg	TD
Raymond	23	11	208	9.0	40	0
Batson	0	1	0	---	---	0
Team	23	12	208	9.0	40	0
Opponents	20	13	171	8.6	57	0

KICKOFF RETURNS	No	Yds	Avg	Lg	TD
Raymond	15	275	18.3	30	0
Batson	11	231	21.0	35	0
D. Evans	9	206	22.9	31	0
Blasingame	1	11	11.0	11	0
A. Brown	1	42	42.0	42t	1
Kalu	1	2	2.0	2	0
Team	38	767	20.2	42t	1
Opponents	37	823	22.2	49	0

FIELD GOALS	1-19	20-29	30-39	40-49	50+
Gostkowski	0/0	2/3	4/5	5/10	7/8
Sloman	0/0	0/0	1/1	1/1	0/0
Team	0/0	2/3	5/6	6/11	7/8
Opponents	0/0	7/7	6/6	5/6	3/4

Gostkowski: (47N,44B,42N,25G)(51G,49G)(39G,31G,30G,51G,54G,55G)(27B,37N)(51G,45N)(53N)(40G)(50G,44N)(40G,40G,22G)(49G)(53G)(38G)(0)
Sloman, Ten.: (0)(0)(0)(0)(0)(0)(0)(0)(0)(47G,37G)
TM: (47N,44B,42N,25G)(51G,49G)(39G,31G,30G,51G,54G,55G)(27B,37N)(51G,45N)(53N)(40G)(50G,44N)(40G,40G,22G)(49G)(53G)(38G)(0)(47G,37G)
OPP: ((35G)(41G,49N)(43G)(38G)(38G,30G)(33G)(22G)(24G,43G)(30G,27G,29G)(27G,43G)(53B,53G)(53G)(24G,43G,28G,51G)

SACKS
 Landry 5.5, Simmons 3, Crawford 2, D. Jones 2, King 1, J. Brown 1, Fulton 1, Ray 1, Reed 1, Vaccaro 1, R. Evans 0.5
TM 19, OPP 25

TACKLES (Solo-Assists-Total)
 Byard (111-79-32), Butler (100-86-14), R. Evans (96-59-37), Vaccaro (83-62-21), Brown (76-45-31), Landry III (69-46-23), Long Jr. (50-28-22), Jones (49-29-20), Simmons (49-24-25), Hooker (44-30-14), King II (31-21-10), Joseph (29-25-4), Crawford (28-20-8), Borders (27-22-5), C. Jackson (21-12-9), Clowney (19-14-5), Fulton (16-14-2), T. Smith (14-10-4), Compton (14-8-6), A. Jackson (12-9-3), Dickerson (10-4-6), Kalu (8-7-1), Roberson (6-4-2), Orr (5-5-0), Skipper (5-4-1), Tart (5-2-3), Murchison (5-1-4), Beasley Jr. (3-2-1), Reed (3-2-1), Correa (2-1-1), Mack (2-1-1), Dzubnar (1-1-0), Ray (1-1-0), Raymond (1-1-0)

USUAL STARTING LINEUP

OFFENSE
 WR Corey Davis (84)
 TE Jonnu Smith (81)
 LT Taylor Lewan (77)/Ty Sambrailo (70)/David Quessenberry (72)
 LG Rodger Saffold III (76)
 C Ben Jones (60)
 RG Nate Davis (64)
 RT Dennis Kelly (70)
 TE Geoff Swaim (87)
WR A.J. Brown (11)
 QB Ryan Tannehill (17)
RB Derrick Henry (22)

DEFENSE

DE Jack Crawford (94)
 NT DaQuan Jones (90)
 DT Jeffery Simmons (98)
 OLB Jadeveon Clowney (99)
 ILB Rashaan Evans (54)
 ILB Jayon Brown (55)
 OLB Harold Landry III (58)
 CB Malcolm Butler (21)
 SS Kenny Vaccaro (24)
 FS Kevin Byard (31)
 CB Desmond King II (33)/Adoree' Jackson (25)

SPECIALISTS

K Stephen Gostkowski (3)
 P Brett Kern (6)
 PR Kalif Raymond (14)
 KR Kalif Raymond (14)

Pro Bowl [All-Pro](#)

GM: Jon Robinson; **Head Coach:** Mike Vrabel
Asst. Coaches: Arthur Smith (off. coordinator), Craig Aukerman (ST), Brian Bell (strength and conditioning assist.), Scott Booker (safeties), Shane Bowen (OLB), Keith Carter (OL), Ryan Crow (assist. ST), Tony Dews (RB), Todd Downing (TE), Matt Edwards (def. assist.), Monday Gee (strength and conditioning assist.), Jim Haslett (ILB), Chandler Henley (quality control), Zak Kuhr (def. quality control), Anthony Midget (secondary), Rob Moore (WR), Pat O'Hara (QB), Frank Piraino (strength and conditioning), Luke Steckel (off. assist.), John Streicher (coordinator of football development), Mike Sullivan (assist. OL), Terrell Williams (DL)

AMERICAN FOOTBALL CONFERENCE STANDINGS

AFC EAST	W	L	T	Pct
Buffalo	13	3	0	.813
Miami	10	6	0	.625
New England	7	9	0	.438
New York Jets	2	14	0	.125
AFC NORTH	W	L	T	Pct
Pittsburgh	12	4	0	.750
* Baltimore	11	5	0	.688
* Cleveland	11	5	0	.688
Cincinnati	4	11	1	.281
AFC SOUTH	W	L	T	Pct
Tennessee	11	5	0	.688
* Indianapolis	11	5	0	.688
Houston	4	12	0	.250
Jacksonville	1	15	0	.063
AFC WEST	W	L	T	Pct
Kansas City	14	2	0	.875
Las Vegas	8	8	0	.500
Los Angeles Chargers	7	9	0	.438
Denver	5	11	0	.313

NATIONAL FOOTBALL CONFERENCE STANDINGS

NFC EAST	W	L	T	Pct
Washington	7	9	0	.438
New York Giants	6	10	0	.375
Dallas	6	10	0	.375
Philadelphia	4	11	1	.281
NFC NORTH	W	L	T	Pct
Green Bay	13	3	0	.813
* Chicago	8	8	0	.500
Minnesota	7	9	0	.438
Detroit	5	11	0	.313
NFC SOUTH	W			

2019 SEASON (9-7 REGULAR SEASON, 2-1 PLAYOFFS) • 2ND PLACE AFC SOUTH

DATE	OPPONENT	SCORE	W/L	ATT
Sep. 8	at Cleveland	43-13	W	67,431
Sep. 15	INDIANAPOLIS	17-19	L	62,849
Sep. 19	at Jacksonville	7-20	L	58,613
Sep. 29	at Atlanta	24-10	W	72,108
Oct. 6	BUFFALO	7-14	L	66,910
Oct. 13	at Denver	0-16	L	75,815
Oct. 20	L.A. CHARGERS	23-20	W	62,431
Oct. 27	TAMPA BAY	27-23	W	62,073
Nov. 3	at Carolina	20-30	L	72,540
Nov. 10	KANSAS CITY	35-32	W	68,864
Nov. 24	JACKSONVILLE	42-20	W	60,926
Dec. 1	at Indianapolis	31-17	W	60,361
Dec. 8	at Oakland	42-21	W	52,760
Dec. 15	HOUSTON	21-24	L	65,265
Dec. 22	NEW ORLEANS	28-38	L	66,756
Dec. 29	at Houston	35-14	W	71,794
Jan. 4	at New England	20-13	W	65,878
Jan. 11	at Baltimore	28-12	W	71,254
Jan. 19	at Kansas City	24-35	L	73,656

TITANS		OPP	
Total First Downs	317	335	
Rushing	104	95	
Passing	177	213	
Penalty	36	27	
3rd Down: Made/Att	70/185	74/204	
3rd Down Pct.	37.8	36.3	
4th Down: Made/Att	4/14	10/25	
4th Down Pct.	28.6	40.0	
Possession Avg.	28:31	31:29	
Total Net Yards	5,805	5,752	
Avg. Per Game	362.8	359.5	
Total Plays	949	1056	
Avg. Per Play	6.1	5.4	
Net Yards Rushing	2,223	1,672	
Avg. Per Game	138.9	104.5	
Total Rushes	445	415	
Net Yards Passing	3,582	4,080	
Avg. Per Game	223.9	255.0	
Sacked/Yards Lost	56/374	43/276	
Gross Yards	3956	4356	
Att./Completions	448/297	598/386	
Completion Pct.	66.3	64.5	
Had Intercepted	8	14	
Punts/Average	78/47.1	71/46.5	
Net Punting Avg.	78/43.1	71/42.7	
Penalties/Yards	99/932	125/1025	
Fumbles/Ball Lost	21/9	16/9	
Touchdowns	54	39	
Rushing	21	14	
Passing	29	25	
Returns	4	0	

BY PERIODS	1	2	3	4	OT	PTS
Team	69	77	110	146	0	402
Opponents	74	99	87	71	0	331

SCORING	TD	RU	PA	RT	PAT	FG	S	TP
Henry	18	16	2	0			0	108
A. Brown	9	1	8	0			0	54
Succop	0	0	0	0	24/25	1/6	0	27
Tannehill	4	4	0	0			0	26
Santos	0	0	0	0	12/12	4/9	0	24
Sharpe	4	0	4	0			0	24
Jon. Smith	3	0	3	0			0	18
Parkey	0	0	0	0	5/6	3/3	0	14
C. Davis	2	0	2	0			0	12
Humphries	2	0	2	0			0	12
De. Walker	2	0	2	0			0	12
Joseph	0	0	0	0	9/9	0/0	0	9
J. Brown	1	0	0	1			0	6
Butler	1	0	0	1			0	6
Evans	1	0	0	1			0	6
Firkser	1	0	1	0			0	6
Kelly	1	0	1	0			0	6
D. Lewis	1	0	1	0			0	6
Pruitt	1	0	1	0			0	6
Quessenberry	1	0	1	0			0	6
Raymond	1	0	1	0			0	6
T. Smith	1	0	0	1			0	6
Wake	0	0	0	0			1	2
Team	54	21	29	4	50/52	8/18	1	402
Opponents	39	14	25	0	30/35	21/27	0	331

2-Pt Conversions: Tannehill, TM 1-2, OPP 2-4
FUM/LOST: Tannehill 6/3, Henry 5/3, Mariota 3/0, A. Brown 1/0, C. Davis 1/0, Humphries 1/0, Jackson 1/1, D. Lewis 1/1, Raymond 1/1, De. Walker 1/0

RUSHING	No	Yds	Avg	Lg	TD
Henry	303	1,540	5.1	74t	16
D. Lewis	54	209	3.9	17	0
Tannehill	43	185	4.3	25	4
Mariota	24	129	5.4	15	0

PASSING	Att	Cmp	Pct	Yards	Yds/Att	TD	Int	Lg	Sk/Yds	Rating
Tannehill	286	201	2,742	70.3	9.59	22	6	91t	31/212	117.5
Mariota	160	95	1,203	59.4	7.52	7	2	75t	25/162	92.3
Kern	2	1	11	50.0	5.50	0	0	11	0/0	66.7
Team	448	297	3,956	66.3	8.83	29	8	91t	56/374	108.3
Opponents	598	386	4,356	64.5	7.28	25	14	63t	43/276	90.4

Jon. Smith	4	78	19.5	57	0
A. Brown	3	60	20.0	49t	1
Dawkins	11	26	2.4	14	0
Humphries	1	1	1.0	1	0
Kern	1	0	0.0	0	0
Raymond	1	-5	-5.0	-5	0
Team	445	2,223	5.0	74t	21
Opponents	415	1,672	4.0	69	14

RECEIVING	No	Yds	Avg	Lg	TD
A. Brown	52	1,051	20.2	91t	8
C. Davis	43	601	14.0	38	2
Humphries	37	374	10.1	30	2
Jon. Smith	35	439	12.5	57	3
Sharpe	25	329	13.2	47	4
D. Lewis	25	164	6.6	24	1
De. Walker	21	215	10.2	29	2
Henry	18	206	11.4	75t	2
Firkser	14	204	14.6	39	1
Raymond	9	170	18.9	52	1
Pruitt	6	90	15.0	42	1
Blasingame	4	54	13.5	24	0
Jennings	2	17	8.5	11	0
Hollister	2	13	6.5	11	0
R. Davis	1	16	16.0	16	0
Byard	1	11	11.0	11	0
Kelly	1	1	1.0	1t	1
Quessenberry	1	1	1.0	1t	1
Team	297	3,956	13.3	91t	29
Opponents	386	4,356	11.3	63t	25

INTERCEPTIONS	No	Yds	Avg	Lg	TD
Byard	5	79	15.8	28	0
Ryan	4	16	4.0	16	0
Butler	2	61	30.5	38t	1
Vaccaro	1	2	2.0	2	0
J. Brown	1	0	0.0	0	0
Landry	1	0	0.0	0	0
Team	14	158	11.3	38t	1
Opponents	8	204	25.5	86	0

PUNTING	No	Yds	Avg	Net	TB	In	Lg	B
Kern	78	3,672	47.1	43.1	2	37	70	0
Team	78	3,672	47.1	43.1	2	37	70	0
Opponents	71	3,300	46.5	42.7	5	32	64	0

PUNT RETURNS	No	FC	Yds	Avg	Lg	TD
Humphries	12	19	78	6.5	21	0
Raymond	4	7	45	11.3	14	0
Jackson	3	1	26	8.7	17	0
R. Davis	2	3	9	4.5	10	0
Sims	1	0	11	11.0	11	0
Team	22	30	169	7.7	21	0
Opponents	30	19	269	9.0	42	0

KICKOFF RETURNS	No	Yds	Avg	Lg	TD
Raymond	18	403	22.4	45	0
Jennings	9	196	21.8	26	0
Jackson	2	23	11.5	23	0
Jon. Smith	1	16	16.0	16	0
Team	30	638	21.3	45	0
Opponents	37	877	23.7	47	0

FIELD GOALS	1-19	20-29	30-39	40-49	50+
Santos	0/0	0/0	1/3	2/3	1/3
Succop	0/0	0/0	1/1	0/4	0/1
Parkey	0/0	0/0	0/0	2/2	1/1
Team	0/0	0/0	2/4	4/9	2/5
Opponents	0/0	5/5	4/5	9/11	3/6

TEAM/SANTOS: (37G,53G) (49G,45N) () (45G) (50N,36N, 33B, 53N) () () () () () () () () () () () (43N,56N,44N) () () (31G) (42N) (45B) () ()
Succop: () () () () () () (45G) (51G,42G) () () () () () () ()
Parkey: () () () () () (45G) (51G,42G) () () () () () () ()
Joseph: () () () () () () () () () () () ()
OPP: () () (40G,48G) (32N,42G) () (31G,53G,48G) (29G, 50G) (22G,48G,24G) (35G,49N) (30G,41G,43G,39G,52B) (49G,50G) (55N,53B,28G,46B) () (29G) (47G) ()

SACKS
 Landry 9, Casey 5, Correa 5, Ryan 4.5, Roberson 3, Evans 2.5, Wake 2.5, Finch 2, Simmons 2, Mack 1.5, J. Brown 1, Gilbert 1, D. Jones 1, Vaccaro 1, Woodyard 1, (group) 1.
Titans 43, Opponents 56

TACKLES (Solo-Assists-Total)
 Evans (139-84-55), Ryan (120-76-44), Brown (117-89-28), Vaccaro (104-62-42), Byard (91-57-34), Landry III (81-56-25), Casey (61-41-20), Jones (50-34-16), Woodyard (46-32-14), Jackson (40-36-4), Simmons (40-25-15), Correa (37-23-14), Sims (31-23-8), Butler (30-23-7), Johnson (29-16-13), Smith (24-19-5), Gilbert (24-15-9), Long Jr. (15-8-7), Brock Sr. (13-10-3), Finch (13-10-3), Hooker (13-8-5), Mack (11-6-5), Orr (9-7-2), Wake (5-3-2), Roberson (4-4-0), Urban (4-2-2), Dickerson (2-2-0), Kalu (2-2-0), Bates (1-1-0), Ivie (1-0-1)

USUAL STARTING LINEUP	
OFFENSE	
WR	Corey Davis (84)
TE	Jonnu Smith (81)
LT	Taylor Lewan (77)
LG	Rodger Saffold III (76)
C	Ben Jones (60)
RG	Nate Davis (64)
RT	Jack Conklin (78)
TE	MyCole Pruitt (85)
WR	A.J. Brown (11)
QB	Ryan Tannehill (17)
RB	Derrick Henry (22)
DEFENSE	
DE	Jeffery Simmons (98)
NT	DaQuan Jones (90)
DT	Jurrell Casey (99)
OLB	Kamalei Correa (44)/Reggie Gilbert (93)
ILB	Rashaan Evans (54)
ILB	Jayon Brown (55)
OLB	Harold Landry III (58)
CB	Malcolm Butler (21)/Adoree' Jackson (25)
SS	Kenny Vaccaro (24)
FS	Kevin Byard (31)
CB	Logan Ryan (26)

SPECIALISTS	
K	Cairo Santos (7)/Cody Parkey (3)/Ryan Succop (4)/Greg Joseph (7)
P	Brett Kern (6)
PR	Adam Humphries (10)
KR	Kalf Raymond (14)

Pro Bowl All-Pro
GM: Jon Robinson; **Head Coach:** Mike Vrabel
Asst. Coaches: Dean Pees (def. coordinator), Arthur Smith (off. coordinator), Craig Aukerman (ST), Brian Bell (strength and conditioning assist.), Scott Booker (def. assist.), Shane Bowen (OLB), Keith Carter (OL), Kerry Combs (secondary), Ryan Crow (def. assist.), Tony Dews (RB), Todd Downing (TE), Matt Edwards (assist. ST), Mondray Gee (strength and conditioning assist.), Chandler Henley (quality control), Tyrone McKenzie (ILB), Rob Moore (WR), Pat O'Hara (QB), Matt Pees (quality control), Frank Piraino (strength and conditioning), Luke Steckel (off. assist.), John Streicher (Assistant to Head Coach), Mike Sullivan (off. assist.), Terrell Williams (DL)

AMERICAN FOOTBALL CONFERENCE STANDINGS				
AFC EAST				
	W	L	T	Pct
New England	12	4	0	.750
* Buffalo	10	6	0	.625
New York Jets	7	9	0	.438
Miami	5	11	0	.313
AFC NORTH				
	W	L	T	Pct
Baltimore	14	2	0	.875
Pittsburgh	8	8	0	.500
Cleveland	6	10	0	.375
Cincinnati	2	14	0	.125
AFC SOUTH				
	W	L	T	Pct
Houston	10	6	0	.625
* Tennessee	9	7	0	.563
Indianapolis	7	9	0	.438
Jacksonville	6	10	0	.375
AFC WEST				
	W	L	T	Pct
Kansas City	12	4	0	.750
Denver	7	9	0	.438
Oakland	7	9	0	.438
Los Angeles Chargers	5	11	0	.313

NATIONAL FOOTBALL CONFERENCE STANDINGS				
--	--	--	--	--

2018 SEASON (9-7 REGULAR SEASON, 0-0 PLAYOFFS) • 3RD PLACE AFC SOUTH

DATE	OPPONENT	SCORE	W/L	ATT
Sep. 9	at Miami	20-27	L	65,184
Sep. 16	HOUSTON	20-17	W	62,372
Sep. 23	at Jacksonville	9-6	W	64,015
Sep. 30	PHILADELPHIA	26-23*	W	69,013
Oct. 7	at Buffalo	12-13	L	68,202
Oct. 14	BALTIMORE	0-21	L	64,441
Oct. 21	at L.A. Chargers	19-20	L	84,301
Nov. 5	at Dallas	28-14	W	90,466
Nov. 11	NEW ENGLAND	34-10	W	69,363
Nov. 18	at Indianapolis	10-38	L	57,401
Nov. 26	at Houston	17-34	L	71,826
Dec. 2	N.Y. JETS	26-22	W	60,904
Dec. 6	JACKSONVILLE	30-9	W	60,344
Dec. 16	at N.Y. Giants	17-0	W	74,538
Dec. 22	WASHINGTON	25-16	W	60,746
Dec. 30	INDIANAPOLIS	17-33	L	68,978

* Overtime

	TITANS	OPP
Total First Downs	289	298
Rushing	106	98
Passing	156	182
Penalty	27	18
3rd Down: Made/Att	82/205	75/205
3rd Down Pct.	40.0	36.6
4th Down: Made/Att	7/12	11/20
4th Down Pct.	58.3	55.0
Possession Avg.	29:28	30:02
Total Net Yards	4,998	5,334
Avg. Per Game	312.4	333.4
Total Plays	938	1001
Avg. Per Play	5.3	5.3
Net Yards Rushing	2,023	1,863
Avg. Per Game	126.4	116.4
Total Rushes	454	429
Net Yards Passing	2,975	3,471
Avg. Per Game	185.9	216.9
Sacked/Yards Lost	47/280	39/248
Gross Yards	3255	3719
Att./Completions	437/293	533/337
Completion Pct.	67.0	63.2
Had Intercepted	12	11
Punts/Average	75/46.4	71/46.1
Net Punting Avg.	75/41.7	71/39.4
Penalties/Yards	82/727	120/984
Fumbles/Ball Lost	18/6	14/6
Touchdowns	34	32
Rushing	15	9
Passing	16	21
Returns	3	2

BY PERIODS	1	2	3	4	OT	PTS
Team	76	58	69	101	6	310
Opponents	70	105	63	62	3	303

SCORING	TD	RU	PA	RT	PAT	FG	S	TP
Succop	0	0	0	0	28/31	26/30	0	106
Henry	12	12	0	0	0	0	0	72
C. Davis	4	0	4	0	0	0	0	24
J. Smith	3	0	3	0	0	0	0	18
D. Lewis	2	1	1	0	0	0	0	12
Mariota	2	2	0	0	0	0	0	12
Sharpe	2	0	2	0	0	0	0	12
Stocker	2	0	2	0	0	0	0	12
Brown	1	0	0	1	0	0	0	6
Butler	1	0	0	1	0	0	0	6
Cruikshank	1	0	1	0	0	0	0	6
Firker	1	0	1	0	0	0	0	6
Jennings	1	0	0	1	0	0	0	6
Pruitt LG	1	0	1	0	0	0	0	6
Pruitt TM	1	0	1	0	0	0	0	6
Taylor	1	0	1	0	0	0	0	6
Team	34	15	16	3	28/31	26/30	0	310
Opponents	32	9	21	2	31/32	26/29	1	303

2-Pt Conversions: **TM 0-1, OPP 0-0**

FUM/Lost: Mariota 9/2, Jackson 3/1, Batson 1/0, C. Davis 1/0, Henry 1/1, D. Lewis 1/1, J. Smith 1/0, Taylor 1/1

RUSHING	No	Yds	Avg	Lg	TD
Henry	215	1,059	4.9	99t	12
D. Lewis	155	517	3.3	36	1
Mariota	64	357	5.6	27	2
Davis	6	55	9.2	39	0

PASSING	Att	Cmp	Pct	Yards	Yds/Att	TD	Int	Lg	Sk/Yds	Rating
Mariota	331	228	68.9	2,528	7.64	11	8	61t	42/243	92.3
Gabbert	101	61	60.4	626	6.20	4	4	35	5/37	74.9
Henry	3	2	66.7	14	4.67	0	0	8	0/0	77.1
Byard	1	1	100.0	66	66.00	1	0	66t	0/0	158.3
Jennings	1	1	100.0	21	21.00	0	0	21	0/0	118.8
Team	437	293	67.0	3,255	7.45	16	12	66t	47/280	89.8
Opponents	533	337	63.2	3,719	6.98	21	11	75t	39/248	88.4

Fluellen	4	16	4.0	13	0
Sharpe	1	16	16.0	16	0
Jennings	1	2	2.0	2	0
Batson	1	1	1.0	1	0
Gabbert	6	0	0.0	1	0
Stocker	1	0	0.0	0	0
Team	454	2,023	4.5	99t	15
Opponents	429	1,863	4.3	97t	9

RECEIVING	No	Yds	Avg	Lg	TD
C. Davis	65	891	13.7	51	4
D. Lewis	59	400	6.8	37	1
Taylor	37	466	12.6	55	1
Sharpe	26	316	12.2	28	2
J. Smith	20	258	12.9	61t	3
Firker	19	225	11.8	28	1
Stocker	15	165	11.0	31	2
Henry	15	99	6.6	21	0
Jennings	11	101	9.2	36	0
Pruitt	9	102	11.3	27	1
Batson	8	82	10.3	26	0
Walker	4	52	13.0	16	0
Matthews	3	11	3.7	4	0
Cruikshank	1	66	66.0	66t	1
Mariota	1	21	21.0	21	0
Team	293	3,255	11.1	66t	16
Opponents	337	3,719	11.0	75t	21

INTERCEPTIONS	No	Yds	Avg	Lg	TD
Byard	4	1	0.3	1	0
Butler	3	90	30.0	56t	1
Jackson	2	7	3.5	7	0
Brown	1	22	22.0	22t	1
Vaccaro	1	0	0.0	0	0
Team	11	120	10.9	56t	2
Opponents	12	219	18.3	54t	2

PUNTING	No	Yds	Avg	Net	TB	In	Lg	B
Kern	74	3483	47.1	41.7	3	39	62	1
Team	75	3483	46.4	41.7	3	39	62	1
Opponents	71	3275	46.1	39.4	12	27	68	0

PUNT RETURNS	No	FC	Yds	Avg	Lg	TD
Jackson	16	9	148	9.3	26	0
Matthews	4	0	38	9.5	18	0
Williams	4	1	47	11.8	38	0
Batson	3	1	4	1.3	5	0
Team	27	11	237	8.8	38	0
Opponents	33	16	296	9.0	51	0

KICKOFF RETURNS	No	Yds	Avg	Lg	TD
Jennings	22	698	31.7	94t	1
Cruikshank	1	39	39.0	39	0
Team	23	737	32.0	94t	1
Opponents	25	696	27.8	102t	1

FIELD GOALS	1-19	20-29	30-39	40-49	50+
Succop	0/0	5/6	13/13	5/7	3/4
Team	0/0	5/6	13/13	5/7	3/4
Opponents	0/0	6/6	8/9	8/8	4/6

TEAM/Succop: (47G,53G)(42G,31G)(39G,48N,36G,28G)(42G,33G)(25G,54G,39G,50G)(28G,33G,51N)(28N)(33G,31G)(42G)(31G)(24G,33G)(33G)(48N,22G)(42G,33G)(38G)
OPP: (27G,30G)(54N,34G)(46G,38G)(27G,30G,37G)(40G,46G)(29G,28G)(38N)(52G,52N)(22G)(43G,47G)(54G,34G,43G,39G,39G)(50G,40G,46G)(53G,25G)

SACKS
 Casey 7, Brown 6, Landry 4.5, Woodyard 4.5, Ryan 4, Correa 3.5, Byard 2, Vaccaro 2, Finch 1.5, Orakpo 1.5, Butler 1, Johnson 1, D. Morgan 0.5
Titans 39, Opponents 47

TACKLES (Solo-Assists-Total)
 Woodyard (124-85-39), Brown (107-76-31), Byard (96-64-32), Ryan (85-54-31), Casey (72-46-26), Vaccaro (70-45-25), Jackson (69-62-7), Evans (63-42-21), Butler (56-49-7), Landry (46-26-20), Orakpo (40-24-16), Jones (39-19-20), Morgan (37-25-12), Lewis (28-19-9), Correa (27-17-10), Johnson (25-16-9), Finch (22-16-6), Sims (21-15-6), Logan (16-8-8), Compton (11-7-4), Bates (6-3-3), Kilgo (5-3-2), Dickerson (3-2-1), Cruikshank (2-2-0), Wallace (1-0-1)

USUAL STARTING LINEUP

OFFENSE	
WR	Corey Davis (84)
TE	Jonnu Smith (81)
LT	Taylor Lewan (77)
LG	Quinton Spain (67)
C	Ben Jones (60)
RG	Josh Kline (64)
RT	Jack Conklin (78)
TE	Luke Stocker (88)
WR	Tajae Sharpe (19)
QB	Marcus Mariota (8)
RB	Derrick Henry (22)
DEFENSE	
DE	DaQuan Jones (90)
NT	Austin Johnson (94)
DT	Jurrell Casey (99)
OLB	Derrick Morgan (91)
ILB	Wesley Woodyard (59)
ILB	Jayon Brown (55)/Rashaan Evans (54)
OLB	Brian Orakpo (98)
CB	Logan Ryan (26)/Adoree' Jackson (25)
SS	Kenny Vaccaro (24)
FS	Kevin Byard (31)
CB	Malcolm Butler (21)

SPECIALISTS

K	Ryan Succop (4)
P	Brett Kern (6)
PR	Adoree' Jackson (25)
KR	Darius Jennings (15)

Pro Bowl [All-Pro](#)

GM: Jon Robinson; **Head Coach:** Mike Vrabel
Asst. Coaches: Matt LaFleur (off. coordinator), Dean Pees (def. coordinator), Craig Aukerman (ST), Brian Bell (strength and conditioning assist.), Scott Booker (def. assist.), Shane Bowen (OLB), Keith Carter (OL), Kerry Coombs (secondary), Ryan Crow (def. assist.), Tony Dews (RB), Matt Edwards (assist. ST), Chandler Henley (quality control), Tom Kanavy (strength and conditioning), Tyrone McKenzie (ILB), Rob Moore (WR), Pat O'Hara (QB), Matt Pees (quality control), Taylor Porter (strength and conditioning assist.), Arthur Smith (TE), Luke Stechel (off. assist.), Mike Sullivan (off. assist.), Terrell Williams (DL)

AMERICAN FOOTBALL CONFERENCE STANDINGS

AFC EAST	W	L	T	Pct
New England	11	5	0	.688
Miami	7	9	0	.438
Buffalo	6	10	0	.375
New York Jets	4	12	0	.250
AFC NORTH	W	L	T	Pct
Baltimore	10	6	0	.625
Pittsburgh	9	6	1	.594
Cleveland	7	8	1	.469
Cincinnati	6	10	0	.375
AFC SOUTH	W	L	T	Pct
Houston	11	5	0	.688
* Indianapolis	10	6	0	.625
Tennessee	9	7	0	.563
Jacksonville	5	11	0	.313
AFC WEST	W	L	T	Pct
Kansas City	12	4	0	.750
* Los Angeles Chargers	12	4	0	.750
Denver	6	10	0	.375
Oakland	4	12	0	.250

NATIONAL FOOTBALL CONFERENCE STANDINGS

NFC EAST	W	L	T	Pct
Dallas	10	6	0	.625
* Philadelphia	9	7	0	.563
Washington	7	9	0	.438
New York Giants	5	11	0	.313
NFC NORTH	W	L	T	Pct
Chicago	12	4	0	.750
Minnesota	8	7	1	.531
Green Bay	6	9	1	.406
Detroit	6	10	0	.375
NFC SOUTH	W	L	T	Pct
New Orleans	13	3	0	.813
Atlanta	7	9	0	.438
Carolina	7	9	0	.438
Tampa Bay	5	11	0	.313
NFC WEST	W	L	T	Pct
Los Angeles Rams	13	3	0	.813
* Seattle	10	6	0	.625
San Francisco	4	12	0	.250
Arizona	3	13	0	.188

2017 SEASON (9-7 REGULAR SEASON, I-1 PLAYOFFS) • 2ND PLACE AFC SOUTH

DATE	OPPONENT	SCORE	W/L	ATT
Sep. 10	OAKLAND	16-26	L	69,089
Sep. 17	at Jacksonville	37-16	W	61,709
Sep. 24	SEATTLE	33-27	W	69,127
Oct. 1	at Houston	14-57	L	71,804
Oct. 8	at Miami	10-16	L	65,135
Oct. 16	INDIANAPOLIS	36-22	W	63,888
Oct. 22	at Cleveland	12-9*	W	59,061
Nov. 5	BALTIMORE	23-20	W	67,322
Nov. 12	CINCINNATI	24-20	W	67,432
Nov. 16	at Pittsburgh	17-40	L	60,703
Nov. 26	at Indianapolis	20-16	W	62,207
Dec. 3	HOUSTON	24-13	W	62,758
Dec. 10	at Arizona	7-12	L	64,153
Dec. 17	at San Francisco	23-25	L	70,133
Dec. 24	L.A. RAMS	23-27	L	60,097
Dec. 31	JACKSONVILLE	15-10	W	65,501
Jan. 6	at Kansas City	22-21	W	73,319
Jan. 13	at New England	14-35	L	65,878

* Overtime

	TITANS	OPP
Total First Downs	290	323
Rushing	97	68
Passing	157	231
Penalty	36	24
3rd Down: Made/Att	71/202	78/214
3rd Down Pct.	35.1	36.4
4th Down: Made/Att	5/10	10/16
4th Down Pct.	50.0	62.5
Possession Avg.	29:51	30:09
Total Net Yards	5024	5248
Avg. Per Game	314.0	328.0
Total Plays	974	1046
Avg. Per Play	5.2	5.0
Net Yards Rushing	1833	1420
Avg. Per Game	114.6	88.8
Total Rushes	443	398
Net Yards Passing	3191	3828
Avg. Per Game	199.4	239.3
Sacked/Yards Lost	35/203	43/272
Gross Yards	3394	4100
Att./Completions	496/306	605/369
Completion Pct.	61.7	61.0
Had Intercepted	17	12
Punts/Average	75/49.7	75/48.2
Net Punting Avg.	75/44.6	75/42.8
Penalties/Yards	85/785	119/942
Fumbles/Ball Lost	10/8	23/9
Touchdowns	33	36
Rushing	18	5
Passing	14	27
Returns	1	4

BY PERIODS	1	2	3	4	OT	PTS
Team	52	103	91	85	3	334
Opponents	71	98	49	138	0	356

SCORING	TD	RU	PA	RT	PAT	FG	S	TP
Succop	0	0	0	0	31/33	35/42	0	136
Murray	7	6	1	0			0	42
Henry	6	5	1	0			0	36
Mariota	5	5	0	0			0	30
Matthews	4	0	4	0			0	24
Walker	4	1	3	0			0	24
J. Smith	2	0	2	0			0	12
Decker	1	0	1	0			0	6
Fowler	1	1	0	0			0	6
Supernaw	1	0	1	0			0	6
Taylor	1	0	1	0			0	6
Woodyard	1	0	0	1			0	6
Team	33	18	14	1	31/33	35/42	0	334
Opponents	36	5	27	4	29/34	37/41	0	356

2-Pt Conversions: **TM 0-0, OPP 0-2**

FUM/Lost: Cassel 2/2, Walker 2/2, Mariota 2/1, Davis 1/1, Jackson 1/1, Murray 1/1, Henry 1/0

RUSHING	No	Yds	Avg	Lg	TD
Henry	176	744	4.2	75t	5
Murray	184	659	3.6	75t	6
Mariota	60	312	5.2	34t	5
Jackson	5	55	11.0	20	0
Taylor	8	43	5.4	17	0

PASSING	Att	Cmp	Pct	Yards	Yds/Att	TD	Int	Lg	Sk/Yds	Rating
Mariota	453	281	62.0	3232	7.13	13	15	75t	27/173	79.3
Cassel	42	25	59.5	162	3.86	1	2	17	8/30	55.9
Decker	1	0	0.0	0	0.00	0	0	---	0/0	39.6
Team	496	306	61.7	3394	6.84	14	17	75t	35/203	77.1
Opponents	605	369	61.0	4100	6.78	27	12	80t	43/272	87.8

Fluellen	4	21	5.3	10	0
Fowler	2	4	2.0	3t	1
Weems	1	0	0.0	0	0
Walker	2	-2	-1.0	1t	1
Matthews	1	-3	-3.0	-3	0
Team	443	1833	4.1	75t	18
Opponents	398	1420	3.6	34	5

RECEIVING	No	Yds	Avg	Lg	TD
Walker	74	807	10.9	42	3
Decker	54	563	10.4	29	1
Matthews	53	795	15.0	75t	4
Murray	39	266	6.8	18	1
Davis	34	375	11.0	37	0
J. Smith	18	157	8.7	32t	2
Taylor	16	231	14.4	53t	1
Henry	11	136	12.4	66t	1
Supernaw	4	39	9.8	20	1
Stocker	1	12	12.0	12	0
Douglas	1	8	8.0	8	0
Weems	1	5	5.0	5	0
Team	306	3394	11.1	75t	14
Opponents	369	4100	11.1	80t	27

INTERCEPTIONS	No	Yds	Avg	Lg	TD
Byard	8	130	16.3	33	0
T. Smith	1	14	14.0	14	0
Searcy	1	8	8.0	8	0
Riley	1	2	2.0	2	0
Sims	1	0	0.0	0	0
Team	12	154	12.8	33	0
Opponents	17	262	15.4	41	2

PUNTING	No	Yds	Avg	Net	TB	In	Lg	B
Kern	75	3728	49.7	44.6	5	28	74	0
Team	75	3728	49.7	44.6	5	28	74	0
Opponents	75	3617	48.2	42.8	5	21	64	0

PUNT RETURNS	No	FC	Yds	Avg	Lg	TD
Jackson	34	9	290	8.5	46	0
Weems	2	0	15	7.5	13	0
Team	36	9	305	8.5	46	0
Opponents	41	9	286	7.0	23	0

KICKOFF RETURNS	No	Yds	Avg	Lg	TD
Jackson	25	578	23.1	57	0
Weems	2	18	9.0	18	0
Decker	1	22	22.0	22	0
Team	28	618	22.1	57	0
Opponents	32	750	23.4	60	0

FIELD GOALS	1-19	20-29	30-39	40-49	50+
Succop	0/0	10/10	7/7	16/20	2/5
Team	0/0	10/10	7/7	16/20	2/5
Opponents	0/0	9/10	7/8	14/16	7/7

TEAM/Succop: (23G,26G,52G,52N) (40G,41G,26G) (24G,37G,47G,35G) () (45G)(48G,32G,40G,48G,23G) (43G,23G,46G,53N,47G) (48G) (48N,44G) (48B,44G)(29G,45G) (40N,43G) (58N) (40G,31G,50G) (25G,37G,45N,27G) (25G,39G,38G)
OPP: (20G,52G,52G,43G) (43G) () (50G,40G,33G) (41G) (36G,25G,52G)(31G,47G,54G) (30G,49G) () (41G,28G,50G,26G) (26G,28G,42G)(23G,48N,27N,42G) (47G,23G,40N,32G,35G) (38G,48G,28G,50G,48G,45G) (36N) (41G)

SACKS
 Morgan 7.5, Orakpo 7, Casey 6, Woodyard 5, Walden 4, D. Jones 3.5, Williamson 3, Brown 1.5, Klug 1.5, Cyprien 1, A. Johnson 1, King 1, (group) 1,
Titans 43, Opponents 35

TACKLES (Solo-Assists-Total)
 Woodyard (104-68-172), Williamson (70-55-125), Byard (64-23-87), Ryan (54-19-73), Casey (60-12-72), Jackson (58-9-67), Brown (42-25-67), Cyprien (46-19-65), Orakpo (39-21-60), Walden (29-15-44), Morgan (23-17-40), Jones (24-12-36), Sims (28-5-33), Johnson (20-12-32), Searcy (22-5-27), Williams (16-10-26), Klug (15-11-26), Riley (8-5-13), Smith (10-1-11), Dodd (7-4-11), McCain (7-4-11), King (3-1-4), Palmer (1-2-3)
Team Totals: 750-355-1,105

USUAL STARTING LINEUP

OFFENSE	
WR	Rishard Matthews (18)
TE	Delanie Walker (82)
LT	Taylor Lewan (77)
LG	Quinton Spain (67)
C	Ben Jones (60)
RG	Josh Kline (64)
RT	Jack Conklin (78)
TE	Jonnu Smith (81)
WR	Corey Davis (84)/Eric Decker (87)
QB	Marcus Mariota (8)
RB	DeMarco Murray (29)
DEFENSE	
DE	DaQuan Jones (90)
NT	Sylvester Williams (96)
DT	Jurrell Casey (99)
OLB	Derrick Morgan (91)
ILB	Wesley Woodyard (59)
ILB	Avery Williamson (54)
OLB	Brian Orakpo (98)
CB	Logan Ryan (26)
SS	Johnathan Cyprien (37)/Da'Norris Searcy (21)
FS	Kevin Byard (31)
CB	Adoree' Jackson (25)

SPECIALISTS

K	Ryan Succop (4)
P	Brett Kern (6)
KR/PR	Adoree' Jackson (25)
ST	Brynden Trawick (41)

Pro Bowl [All-Pro](#)

GM: Jon Robinson; **Head Coach:** Mike Mularkey
Asst. Coaches: Dick LeBeau (asst. HC/def. coord.), Terry Robiskie (off. coord.), Craig Aukerman (asst. ST), Brandon Blaney (def. asst.), Sylvester Croom (RB), Nick Eason (DL), Russ Grimm (OL), Steve Hoffman (ST), Frisman Jackson (WR), Steve Jackson (asst. secondary), Tom Kanavy (asst. strength and cond.), Jason Michael (QB), Taylor Porter (strength and cond. asst.), Arthur Smith (TE), Lou Spanos (LB), Luke Stechel (asst. WR), Mike Sullivan (asst. OL), Deshaun Townsend (secondary), Steve Watterson (asst. HC/strength and cond.), Keith Willis (asst. DL)

AMERICAN FOOTBALL CONFERENCE STANDINGS

AFC EAST	W	L	T	Pct
New England	13	3	0	.813
* Buffalo	9	7	0	.563
Miami	6	10	0	.375
New York Jets	5	11	0	.313
AFC NORTH				
Pittsburgh	13	3	0	.813
Baltimore	9	7	0	.563
Cincinnati	7	9	0	.438
Cleveland	0	16	0	.000
AFC SOUTH				
Jacksonville	10	6	0	.625
* Tennessee	9	7	0	.563
Indianapolis	4	12	0	.250
Houston	4	12	0	.250
AFC WEST				
Kansas City	10	6	0	.625
Los Angeles Chargers	9	7	0	.563
Oakland	6	10	0	.375
Denver	5	11	0	.313

NATIONAL FOOTBALL CONFERENCE STANDINGS

NFC EAST	W	L	T	Pct
Philadelphia	13	3	0	.813
Dallas	9	7	0	.563
Washington	7	9	0	.438
New York Giants	3	13	0	.188
NFC NORTH				
Minnesota	13	3	0	.813
Detroit	9	7	0	.563
Green Bay	7	9	0	.438
Chicago	5	11	0	.313
NFC SOUTH				
New Orleans	11	5	0	.688
* Carolina	11	5	0	.688
* Atlanta	10	6	0	.625
Tampa Bay	5	11	0	.313
NFC WEST				
Los Angeles Rams	11	5	0	.688
Seattle	9	7	0	.563
Arizona	8	8	0	.500
San Francisco	6	10	0	.375

* Wild Card for Playoffs

2016 SEASON (9-7 REGULAR SEASON, 0-0 PLAYOFFS) • 2ND PLACE AFC SOUTH

DATE	OPPONENT	SCORE	W/L	ATT
Sep. 11	MINNESOTA	16-25	L	63,816
Sep. 18	at Detroit	16-15	W	58,466
Sep. 25	OAKLAND	10-17	L	62,370
Oct. 2	at Houston	20-27	L	71,815
Oct. 9	at Miami	30-17	W	64,425
Oct. 16	CLEVELAND	28-26	W	60,897
Oct. 23	INDIANAPOLIS	26-34	L	65,470
Oct. 27	JACKSONVILLE	36-22	W	61,619
Nov. 6	at San Diego	35-43	L	52,281
Nov. 13	GREEN BAY	47-25	W	69,116
Nov. 20	at Indianapolis	17-24	L	65,048
Nov. 27	at Chicago	27-21	W	59,494
Dec. 11	DENVER	13-10	W	68,780
Dec. 18	at Kansas City	19-17	W	68,084
Dec. 24	at Jacksonville	17-38	L	59,621
Jan. 1	HOUSTON	24-17	W	65,205

	TITANS	OPP
Total First Downs	322	324
Rushing	115	70
Passing	175	227
Penalty	32	27
3rd Down: Made/Att	100/217	77/210
3rd Down Pct.	46.1	36.7
4th Down: Made/Att	4/11	12/22
4th Down Pct.	36.4	54.5
Possession Avg.	30:32	29:28
Total Net Yards	5728	5720
Avg. Per Game	358.0	357.5
Total Plays	1008	1031
Avg. Per Play	5.7	5.5
Net Yards Rushing	2187	1413
Avg. Per Game	136.7	88.3
Total Rushes	476	356
Net Yards Passing	3541	4307
Avg. Per Game	221.3	269.2
Sacked/Yards Lost	28/179	40/278
Gross Yards	3720	4585
Att./Completions	504/307	635/388
Completion Pct.	60.9	61.1
Had Intercepted	11	12
Punts/Average	77/44.2	72/46.7
Net Punting Avg.	77/38.6	72/40.9
Penalties/Yards	110/1012	137/1191
Fumbles/Ball Lost	17/7	12/6
Touchdowns	46	43
Rushing	16	10
Passing	29	25
Returns	1	8

BY PERIODS	1	2	3	4	OT	PTS
Team	77	149	59	96	0	381
Opponents	97	95	75	111	0	378

SCORING	TD	RU	PA	RT	PAT	FG	S	TP
Succop	0	0	0	0	39/41	22/24	0	105
Murray	12	9	3	0	0	0	0	72
Matthews	9	0	9	0	0	0	0	54
Walker	7	0	7	0	0	0	0	42
Henry	5	5	0	0	0	0	0	30
Wright	3	0	3	0	0	0	0	18
Fasano	2	0	2	0	0	0	0	12
An. Johnson	2	0	2	0	0	0	0	12
Mariota	2	2	0	0	0	0	0	12
Sharpe	2	0	2	0	0	0	0	12
D. Jones	1	0	0	1	0	0	0	6
Lewan	1	0	1	0	0	0	0	6
Team	46	16	29	1	39/41	22/24	0	381
Opponents	43	10	25	8	35/40	27/32	1	378

2-Pt Conversions: **TM 0-5, OPP 1-3**

FUM/Lost: Mariota 9/5, Murray 3/1, Mariani 2/0, Cassel 1/0, Matthews 1/1, Walker 1/0

RUSHING	No	Yds	Avg	Lg	TD
Murray	293	1287	4.4	75t	9
Henry	110	490	4.5	22	5
Mariota	60	349	5.8	41	2
Andrews	2	15	7.5	9	0
Mariani	1	15	15.0	15	0
Wright	1	15	15.0	15	0
Walker	2	11	5.5	8	0
Cassel	4	3	0.8	3	0
Fowler	1	3	3.0	3	0
Sharpe	1	1	1.0	1	0
Blake	1	-2	-2.0	-2	0
Team	476	2187	4.6	75t	16
Opponents	356	1413	4.0	68t	10

PASSING	Att	Cmp	Pct	Yards	Yds/Att	TD	Int	Lg	Sk/Yds	Rating
Mariota	451	276	3426	61.2	7.60	26	9	60	23/156	95.6
Cassel	51	30	284	58.8	5.57	2	2	50	5/23	71.0
Murray	2	1	10	50.0	5.00	1	0	10t	0/0	104.2
Team	504	307	3720	60.9	7.38	29	11	60	28/179	93.7
Opponents	635	388	4585	61.1	7.22	25	12	58	40/278	88.3

RECEIVING	No	Yds	Avg	Lg	TD
Matthews	65	945	14.5	60	9
Walker	65	800	12.3	47	7
Murray	53	377	7.1	35	3
Sharpe	41	522	12.7	34t	2
Wright	29	416	14.3	48t	3
Douglas	15	210	14.0	35	0
Henry	13	137	10.5	29	0
An. Johnson	9	85	9.4	20	2
Fasano	8	83	10.4	17	2
Supernaw	4	62	15.5	30	0
Amaro	3	59	19.7	26	0
Fowler	1	14	14.0	14	0
Lewan	1	10	10.0	10t	1
Team	307	3720	12.1	60	29
Opponents	388	4585	11.8	58	25

INTERCEPTIONS	No	Yds	Avg	Lg	TD
Cox	3	3	1.0	3	0
McCain	2	33	16.5	33	0
McCourty	2	7	3.5	6	0
Woodyard	1	21	21.0	21	0
Stafford	1	4	4.0	4	0
Searcy	1	0	0.0	0	0
Sims	1	0	0.0	0	0
Williamson	1	0	0.0	0	0
Team	12	68	5.7	33	0
Opponents	11	203	18.5	77t	3

PUNTING	No	Yds	Avg	Net	TB	In	Lg	B
Kern	77	3402	44.2	38.6	4	32	71	0
Team	77	3402	44.2	38.6	4	32	71	0
Opponents	72	3360	46.7	40.9	9	22	72	0

PUNT RETURNS	No	FC	Yds	Avg	Lg	TD
Mariani	29	22	235	8.1	18	0
Blake	1	0	1	1.0	1	0
Team	30	22	236	7.9	18	0
Opponents	36	27	347	9.6	74t	2

KICKOFF RETURNS	No	Yds	Avg	Lg	TD
Mariani	26	560	21.5	37	0
Andrews	4	37	9.3	17	0
Wright	3	32	10.7	15	0
Team	33	629	19.1	37	0
Opponents	21	462	22.0	61	0

FIELD GOALS	1-19	20-29	30-39	40-49	50+
Succop	1/1	4/4	6/6	8/8	3/5
Team	1/1	4/4	6/6	8/8	3/5
Opponents	0/0	7/7	9/10	6/9	5/6

TEAM/Succop: (28G) (51N,46G) (34G) (48G,26G) (40G) (58N) (48G,44G) (32G,22G,33G) (1) (51G,23G) (47G) (19G,31G) (53G,41G) (39G,53G) (42G) (35G)
OPP: (37N,56N,50G,33G,45G,30G) (42G,27G) (52G) (53G,48N,45G) (24G) (45G,37G) (28G,33G) (1) (32G,23G, 36G) (29G,38G) (42N,49G) (1) (34G) (34G) (29G,48G,56G,50G) (45N,26G)

SACKS
 Orakpo 10.5, Morgan 9, Casey 5, Spence 3, Williamson 2, Woodyard 2, D. Jones 1.5, Klug 1.5, Byard 1, Dodd 1, Stafford 1, Wallace 1, (team) 1, Au. Johnson 0.5
Titans 40, Opponents 28

TACKLES (Solo-Assists-Total)
 Williamson (76-73-149), Woodyard (52-36-88), Spence (41-36-77), McCourty (56-8-64), Byard (42-21-63), Stafford (42-16-58), Orakpo (40-15-55), Searcy (39-12-51), Casey (38-13-51), Morgan (29-21-50), R. Johnson (33-15-48), McCain (37-7-44), Blake (32-5-37), Cox (33-3-36), Jones (18-11-29), Klug (14-11-25), Sims (17-1-18), Woods (11-6-17), Bass (8-8-16), Au. Johnson (13-2-15), Wallace (9-6-15), Blackson (7-7-14), Dodd (6-3-9), Palmer (2-0-2), An. Woods (2-0-2), Abdesmad (1-0-1), Reed (1-0-1), Team (1-0-1)
Team Totals: 700-336-1,036

USUAL STARTING LINEUP

OFFENSE
 WR Rishard Matthews (18)
TE Delanie Walker (82)
LT Taylor Lewan (77)
 LG Quinton Spain (67)
 C Ben Jones (60)
 RG Josh Kline (64)
 RT Jack Conklin (78)
 TE Anthony Fasano (80)
 WR Tajae Sharpe (19)
 QB Marcus Mariota (8)
RB DeMarco Murray (29)

DEFENSE
 DE DaQuan Jones (90)
 NT Al Woods (96)
DT Jurrell Casey (99)
 OLB Derrick Morgan (91)/David Bass (51)
 ILB Wesley Woodyard (59)/Sean Spence (55)
 ILB Avery Williamson (54)
OLB Brian Orakpo (98)
 CB Jason McCourty (30)
 SS Da'Norris Searcy (21)
 FS Rashad Johnson (25)/Kevin Byard (31)/Daimion Stafford (24)
 CB Brice McCain (23)/Perrish Cox (20)

SPECIALISTS
 K Ryan Succop (4)
 P Brett Kern (6)
 KR/PR Marc Mariani (87)

Pro Bowl All-Pro
GM: Jon Robinson; **Head Coach:** Mike Mularkey
Asst. Coaches: Dick LeBeau (asst. HC/def. coord.), Terry Robiskie (off. coord.), Bobby April (ST coord.), Brandon Blaney (def. asst.), Bob Bratkowski (WR), Sylvester Croom (RB), Nick Eason (DL), Russ Grimm (OL), Steve Hoffman (ST asst.), Steve Jackson (asst. secondary), Jason Michael (QB), Arthur Smith (TE), Lou Spanos (LB), Luke Stechel (off. asst.), Mike Sullivan (asst. OL), Deshea Townsend (secondary), Jason Tucker (asst. WR), Steve Watterson (asst. HC/strength and cond.), Keith Willis (asst. DL)
 * April - special teams coordinator first four games; Hoffman - special teams assistant first four games, special teams coordinator final 12 games

AMERICAN FOOTBALL CONFERENCE STANDINGS

AFC EAST	W	L	T	Pct
New England	14	2	0	.875
* Miami	10	6	0	.625
Buffalo	7	9	0	.438
New York Jets	5	11	0	.313
AFC NORTH	W	L	T	Pct
Pittsburgh	11	5	0	.688
Baltimore	8	8	0	.500
Cincinnati	6	9	1	.406
Cleveland	1	15	0	.063
AFC SOUTH	W	L	T	Pct
Houston	9	7	0	.563
Tennessee	9	7	0	.563
Indianapolis	8	8	0	.500
Jacksonville	3	13	0	.188
AFC WEST	W	L	T	Pct
Kansas City	12	4	0	.750
* Oakland	12	4	0	.750
Denver	9	7	0	.563
San Diego	5	11	0	.313

NATIONAL FOOTBALL CONFERENCE STANDINGS

NFC EAST	W	L	T	Pct
Dallas	13	3	0	.813
* New York Giants	11	5	0	.688
Washington	8	7	1	.531
Philadelphia	7	9	0	.438
NFC NORTH	W	L	T	Pct
Green Bay	10	6	0	.625
* Detroit	9	7	0	.563
Minnesota	8	8	0	.500
Chicago	3	13	0	.188
NFC SOUTH	W	L	T	Pct
Atlanta	11	5	0	.688
Tampa Bay	9	7	0	.563
New Orleans	7	9	0	.438
Carolina	6	10	0	.375
NFC WEST	W	L	T	Pct
Seattle	10	5	1	.656
Arizona	7	8	1	.469
Los Angeles	4	12	0	.250
San Francisco	2	14	0	.125

* Wild Card for Playoffs

2015 SEASON (3-13 REGULAR SEASON, 0-0 PLAYOFFS) • 4TH PLACE AFC SOUTH

DATE	OPPONENT	SCORE	W/L	ATT
Sep. 13	at Tampa Bay	W	42-14	63,945
Sep. 20	at Cleveland	L	14-28	67,431
Sep. 27	INDIANAPOLIS	L	33-35	65,920
Oct. 11	BUFFALO	L	13-14	65,670
Oct. 18	MIAMI	L	10-38	62,342
Oct. 25	ATLANTA	L	7-10	63,329
Nov. 1	at Houston	L	6-20	71,630
Nov. 8	at New Orleans	W	34-28*	73,075
Nov. 15	CAROLINA	L	10-27	63,591
Nov. 19	at Jacksonville	L	13-19	60,121
Nov. 29	OAKLAND	L	21-24	58,075
Dec. 6	JACKSONVILLE	W	42-39	57,355
Dec. 13	at New York Jets	L	8-30	78,160
Dec. 20	at New England	L	16-33	66,829
Dec. 27	HOUSTON	L	6-34	62,153
Jan. 3	at Indianapolis	L	24-30	65,733

* Overtime

	TITANS	OPP
Total First Downs	298	317
Rushing	66	101
Passing	195	192
Penalty	37	24
3rd Down: Made/Att	64/201	92/216
3rd Down Pct.	31.8	42.6
4th Down: Made/Att	7/15	4/12
4th Down Pct.	46.7	33.3
Possession Avg.	29:25	30:35
Total Net Yards	4988	5475
Avg. Per Game	311.8	342.2
Total Plays	976	1003
Avg. Per Play	5.1	5.5
Net Yards Rushing	1485	1797
Avg. Per Game	92.8	112.3
Total Rushes	371	462
Net Yards Passing	3503	3678
Avg. Per Game	218.9	229.9
Sacked/Yards Lost	54/390	39/271
Gross Yards	3893	3949
Att./Completions	551/342	502/319
Completion Pct.	62.1	63.5
Had Intercepted	17	11
Punts/Average	88/47.4	74/48.2
Net Punting Avg.	88/40.3	74/43.0
Penalties/Yards	93/779	112/982
Fumbles/Ball Lost	25/16	16/8
Touchdowns	37	51
Rushing	10	11
Passing	25	34
Returns	2	6

BY PERIODS	1	2	3	4	OT	PTS
Team	67	71	84	71	6	299
Opponents	96	127	75	125	0	423

SCORING	TD	RU	PA	RT	PAT	FG	S	TP
Succop	0	0	0	0	29/31	14/16	0	71
Walker	6	0	6	0			0	38
Green-Beckham	4	0	4	0			0	26
Andrews	3	3	0	0			0	18
Mariota	3	2	1	0			0	18
Wright	3	0	3	0			0	18
McCluster	2	1	1	0			0	14
Douglas	2	0	2	0			0	12
Fasano	2	0	2	0			0	12
Fowler	2	1	1	0			0	12
Sankey	2	1	1	0			0	12
Stevens	2	0	2	0			0	12
Cobb	1	1	0	0			0	6
Hunter	1	0	1	0			0	6
McBride	1	0	1	0			0	6
Mettenberger	1	1	0	0			0	6
Sensabaugh	1	0	0	1a			0	6
Woodyard	1	0	0	1b			0	6
Team	37	10	25	2	29/31	14/16	0	299
Opponents	51	11	34	6	48/50	23/27	0	423

2-Pt Conversions: Green-Beckham, McCluster, Walker, TM
3-5, OPP 0-1

FUM/LOST: Mariota 10/6, Mettenberger 4/2, Douglas 2/1, McCluster 2/2, Sankey 2/1, West(TM) 2/2, Andrews 1/1, Gallik 1/0, Supernaw 1/1

RUSHING	No	Yds	Avg	Lg	TD
Andrews	143	520	3.6	38	3
Mariota	34	252	7.4	87t	2
McCluster	55	247	4.5	44	1
Sankey	47	193	4.1	16	1
Cobb	52	146	2.8	12	1

PASSING	Att	Cmp	Pct	Yards	Yds/Att	TD	Int	Lg	Sk/Yds	Rating
Mariota	370	230	62.2	2818	7.62	19	10	61t	38/258	91.5
Mettenberger	166	101	60.8	935	5.63	4	7	57t	13/98	66.7
Tanneh	14	10	71.4	99	7.07	1	0	29	3/34	114.9
Andrews	1	1	100.0	41	41.00	1	0	41t	0/0	158.3
Team	551	342	62.1	3893	7.07	25	17	61t	54/390	85.5
Opponents	502	319	63.5	3949	7.87	34	11	69t	39/271	101.3

West	16	51	3.2	12	0
Walker	1	36	36.0	36	0
Wright	5	17	3.4	13	0
Fowler	7	13	1.9	3	1
McBride	1	8	8.0	8	0
Mettenberger	9	8	0.9	5t	1
Douglas	1	-6	-6.0	-6	0
Team	371	1485	4.0	87t	10
Opponents	462	1797	3.9	32	11

RECEIVING	No	Yds	Avg	Lg	TD
Walker	94	1088	11.6	61t	6
Douglas	36	411	11.4	51	2
Wright	36	408	11.3	52t	3
Green-Beckham	32	549	17.2	47t	4
McCluster	31	260	8.4	35	1
Fasano	26	289	11.1	33	2
Hunter	22	264	12.0	29	1
Andrews	21	174	8.3	23	0
Sankey	14	139	9.9	30	1
Stevens	12	121	10.1	27	2
Fowler	5	44	8.8	19	1
Coffman	4	42	10.5	16	0
Supernaw	3	32	10.7	16	0
Turzilli	2	25	12.5	18	0
McBride	2	8	4.0	7	1
Mariota	1	41	41.0	41t	1
Cobb	1	-2	-2.0	-2	0
Team	342	3893	11.4	61t	25
Opponents	319	3949	12.4	69t	34

INTERCEPTIONS	No	Yds	Avg	Lg	TD
Brown	2	45	22.5	45	0
Sensabaugh	2	42	21.0	26t	1
Griffin	1	29	29.0	29	0
Cox	1	27	27.0	27	0
Bass	1	8	8.0	8	0
Mount	1	8	8.0	8	0
Searcy	1	5	5.0	5	0
Webb	1	0	0.0	0	0
Williamson	1	0	0.0	0	0
Team	11	164	14.9	45	1
Opponents	17	263	15.5	69t	3

PUNTING	No	Yds	Avg	Net	TB	In	Lg	B
Kern	88	4175	47.4	40.3	1	34	61	0
Team	88	4175	47.4	40.3	1	34	61	0
Opponents	74	3568	48.2	43.0	4	24	65	0

PUNT RETURNS	No	FC	Yds	Avg	Lg	TD
McCluster	24	15	217	9.0	37	0
Douglas	11	2	73	6.6	18	0
Cox	3	0	17	5.7	9	0
Team	38	17	307	8.1	37	0
Opponents	47	23	605	12.9	78t	1

KICKOFF RETURNS	No	Yds	Avg	Lg	TD
McCluster	13	285	21.9	32	0
McBride	10	190	19.0	31	0
Sankey	9	192	21.3	34	0
Andrews	1	13	13.0	13	0
Team	33	680	20.6	34	0
Opponents	22	599	27.2	75	0

FIELD GOALS	1-19	20-29	30-39	40-49	50+
Succop	0/0	3/3	3/3	7/7	1/3
Team	0/0	3/3	3/3	7/7	1/3
Opponents	1/1	6/6	9/9	6/9	1/2

TEAM/Succop: () () (38G,21G) (21G,41G) (37G) () (35G,44G) (51G,29G,55N) (45G) (47G,49G,53N) () () (49G) () (49G)
OPP: () () () (30G) (27G,47N) (38G,24G) (46B) (48G, 19G) (31G,32G,20G,36G) (24G) () (53N,47G,27G,42G) (43G,48N,38G,42G,32G) (22G,36G) (49G,52G,35G)

SACKS
Casey 7, Orakpo 7, Woodyard 5, Morgan 4.5, Klug 4, Williamson 3.5, Blackson 2.5, Bass 1.5, Griffin 1, Stafford 1, Tavai 1, Brown 0.5, Searcy 0.5
Titans 39, Opponents 54

TACKLES (Solo-Assists-Total)
Williamson (79-58-137), Woodyard (70-40-110), Griffin (67-34-101), Brown (65-33-98), Casey (48-38-86), Jones (45-22-67), Orakpo (44-20-64), Sensabaugh (42-16-58), Searcy (41-13-54), Bass (23-19-42), Morgan (20-14-34), Cox (26-5-31), Woods (14-17-31), Klug (13-13-26), Webb (20-2-22), Stafford (16-4-20), Blackson (10-9-19), Hill (7-12-19), Wreh-Wilson (16-1-17), McCourty (10-6-16), Riggs (6-0-6), Huff (5-1-6), Pitoutua (2-2-4), Tavai (2-1-3), Martin (1-2-3), Johnson (1-1-2), Mount (0-1-1)
Team Totals: 692-382-1,074

USUAL STARTING LINEUP

OFFENSE

WR	Harry Douglas (83)
TE	Delanie Walker (82)
LT	Taylor Lewan (77)
LG	Byron Bell (76)/Quinton Spain (60)
C	Brian Schwenke (62)/Andy Gallik (69)
RG	Chance Warmack (70)
RT	Jeremiah Poutasi (73)/Byron Bell (76)
TE	Craig Stevens (88)/Anthony Fasano (80)
WR	Kendall Wright (13)
QB	Marcus Mariota (8)
RB	Antonio Andrews (26)

DEFENSE

DE	DaQuan Jones (90)
NT	Al Woods (96)/Sammie Hill (94)
DT	Jurrell Casey (99)
OLB	Derrick Morgan (91)/David Bass (51)
ILB	Wesley Woodyard (59)
ILB	Avery Williamson (54)
OLB	Brian Orakpo (98)
CB	Perrish Cox (29)
SS	Da'Norris Searcy (21)
FS	Michael Griffin (33)
CB	Coty Sensabaugh (24)

SPECIALISTS

K	Ryan Succop (8)
P	Brett Kern (6)
KR/PR	Dexter McCluster (22)

Pro Bowl All-Pro

GM: Ruston Webster; **Head Coach:** Ken Whisenhunt (first seven games), Mike Mularkey (final nine games)
Asst. Coaches: Dick LeBeau (asst. HC/def.), Ray Horton (def. coord.), Jason Michael (off. coord.), Steve Watterson (strength and cond.), Bob Bostad (OL), Steve Brown (asst. secondary), Louie Cioffi (secondary), Sylvester Croom (RB), Nick Eason (asst. DL), Steve Hoffman (ST asst.), Shawn Jefferson (WR), Nate Kaczor (ST), Cannon Matthews (qual. ctl. coord. - def.), John McNulty (QB), Mike Mularkey (TE*), Arthur Smith (asst. TE*), Giff Smith (DL), Lou Spanos (LB), Luke Stechel (off. asst.), Mike Sullivan (asst. OL), Jason Tucker (asst. WR)

* Mularkey - tight ends coach first seven games, head coach final nine games; Smith - assistant tight ends coach first seven games, tight ends coach final nine games

AMERICAN FOOTBALL CONFERENCE STANDINGS

AFC EAST	W	L	T	Pct
New England	12	4	0	.750
New York Jets	10	6	0	.625
Buffalo	8	8	0	.500
Miami	6	10	0	.375
AFC NORTH	W	L	T	Pct
Cincinnati	12	4	0	.750
* Pittsburgh	10	6	0	.625
Baltimore	5	11	0	.313
Cleveland	3	13	0	.188
AFC SOUTH	W	L	T	Pct
Houston	9	7	0	.563
Indianapolis	8	8	0	.500
Jacksonville	5	11	0	.313
Tennessee	3	13	0	.188
AFC WEST	W	L	T	Pct
Denver	12	4	0	.750
* Kansas City	11	5	0	.688
Oakland	7	9	0	.438
San Diego	4	12	0	.250

NATIONAL FOOTBALL CONFERENCE STANDINGS

NFC EAST	W	L	T	Pct
Washington	9	7	0	.563
Philadelphia	7	9	0	.438
New York Giants	6	10	0	.375
Dallas	4	12	0	.250
NFC NORTH	W	L	T	Pct
Minnesota	11	5	0	.688
* Green Bay	10	6	0	.625
Detroit	7	9</		

2014 SEASON (2-14 REGULAR SEASON, 0-0 PLAYOFFS) • 4TH PLACE AFC SOUTH

DATE	OPPONENT	SCORE	W/L	ATT
Sep. 7	at Kansas City	26-10	W	73,569
Sep. 14	DALLAS	10-26	L	69,143
Sep. 21	at Cincinnati	7-33	L	56,743
Sep. 28	at Indianapolis	17-41	L	64,757
Oct. 5	CLEVELAND	28-29	L	69,143
Oct. 12	JACKSONVILLE	16-14	W	69,143
Oct. 19	at Washington	17-19	L	75,227
Oct. 26	HOUSTON	16-30	L	69,143
Nov. 9	at Baltimore	7-21	L	70,914
Nov. 17	PITTSBURGH	24-27	L	69,143
Nov. 23	at Philadelphia	24-43	L	69,596
Nov. 30	at Houston	21-45	L	71,714
Dec. 7	NEW YORK GIANTS	7-36	L	69,143
Dec. 14	NEW YORK JETS	11-16	L	69,143
Dec. 18	at Jacksonville	13-21	L	61,202
Dec. 28	INDIANAPOLIS	10-27	L	69,143

	TITANS	OPP
Total First Downs	258	357
Rushing	75	119
Passing	159	211
Penalty	24	27
3rd Down: Made/Att	59/196	94/227
3rd Down Pct.	30.1	41.4
4th Down: Made/Att	6/17	5/11
4th Down Pct.	35.3	45.5
Possession Avg.	27:31	32:29
Total Net Yards	4859	5968
Avg. Per Game	303.7	373.0
Total Plays	919	1099
Avg. Per Play	5.3	5.4
Net Yards Rushing	1447	2195
Avg. Per Game	90.4	137.2
Total Rushes	356	515
Net Yards Passing	3412	3773
Avg. Per Game	213.3	235.8
Sacked/Yards Lost	50/326	39/222
Gross Yards	3738	3995
Att./Completions	513/299	545/347
Completion Pct.	58.3	63.7
Had Intercepted	16	12
Punts/Average	89/46.3	73/46.0
Net Punting Avg.	89/40.8	73/41.2
Penalties/Yards	111/961	93/731
Fumbles/Ball Lost	23/10	7/4
Touchdowns	28	48
Rushing	6	17
Passing	20	28
Returns	2	3

BY PERIODS	1	2	3	4	OT	PTS
Team	40	94	73	47	0	254
Opponents	105	110	97	126	0	438

SCORING	TD	RU	PA	RT	PAT	FG	S	TP
Succop	0	0	0	0	27/27	19/22	0	84
Wright	6	0	6	0			0	36
Walker	4	0	4	0			0	24
Hunter	3	0	3	0			0	18
Greene	2	2	0	0			0	12
Sankey	2	2	0	0			0	12
L. Washington	2	0	2	0			0	12
N. Washington	2	0	2	0			0	12
Battle	1	1	0	0			0	6
Coffman	1	0	1	0			0	6
Hagan	1	0	1	0			0	6
Huff	1	0	0	1b			0	6
Locker	1	1	0	0			0	6
McCluster	1	0	1	0			0	6
McCourtly	1	0	0	1a			0	6
Team	28	6	20	2	27/27	19/22	1	254
Opponents	48	17	28	3	47/47	33/39	2	438

2-Pt Conversions: **TM 0-1, OPP 0-1**

FUM/Lost: Mettenberger 4/2, Locker 3/1, L. Washington 3/1, Whitehurst 3/0, Sankey 2/2, Spencer 2/0, Walker 2/0, Greene 1/1, McCluster 1/1, Schwenke 1/1, Wright 1/1

RUSHING	No	Yds	Avg	Lg	TD
Sankey	152	569	3.7	22	2
Greene	94	392	4.2	52	2
Locker	22	142	6.5	29	1
McCluster	40	131	3.3	16	0
Whitehurst	20	90	4.5	23	0
L. Washington	13	57	4.4	16	0
Wright	4	54	13.5	38	0
Battle	5	9	1.8	5	1
Mettenberger	5	4	0.8	8	0

PASSING	Att	Cmp	Pct	Yards	Yds/Att	TD	Int	Lg	Sk/Yds	Rating
Whitehurst	185	105	56.8	1,236	7.17	7	2	75t	18/103	87.4
Mettenberger	179	107	59.8	1,412	7.89	8	7	80t	18/138	83.4
Locker	146	86	58.9	993	6.80	5	7	61t	14/85	70.9
Palmer	3	1	33.3	7	2.33	0	0	7	0/0	42.4
Team	513	299	58.3	3,738	7.29	20	16	80t	50/326	81.0
Opponents	545	347	63.7	3,995	7.33	28	12	80	39/222	93.6

Palmer	1	-1	-1.0	-1	0
Team	356	1447	4.1	52	6
Opponents	515	2195	4.3	62t	17

RECEIVING	No	Yds	Avg	Lg	TD
Walker	63	890	14.1	68	4
Wright	57	715	12.5	48	6
N. Washington	40	647	16.2	80t	2
Hunter	28	498	17.8	75t	3
McCluster	26	197	7.6	25	1
L. Washington	22	159	7.2	25	2
Hagan	19	254	13.4	38t	1
Sankey	18	133	7.4	18	0
Coffman	6	64	10.7	18	1
Durham	6	54	9.0	14	0
Battle	5	28	5.6	12	0
Stevens	2	26	13.0	20	0
Thompson	2	24	12.0	13	0
Andrews	2	11	5.5	6	0
Greene	1	13	13.0	13	0
Klug	1	9	9.0	9	0
Schwenke	1	6	6.0	6	0
Whitehurst	0	10	---	10	0
Team	299	3738	12.5	80t	20
Opponents	347	3995	11.5	80	28

INTERCEPTIONS	No	Yds	Avg	Lg	TD
McCourtly	3	0	0.0	0	0
Woodyard	2	20	10.0	13	0
Griffin	2	12	6.0	12	0
Wreh-Wilson	1	34	34.0	34	0
Stafford	1	33	33.0	33	0
Huff	1	23	23.0	23t	1
Ghee	1	0	0.0	0	0
Wilson	1	0	0.0	0	0
Team	12	122	10.2	34	1
Opponents	16	214	13.4	67	1

PUNTING	No	Yds	Avg	Net	TB	In	Lg	B
Kern	88	4118	46.8	40.8	7	28	79	1
Team	89	4118	46.3	40.8	7	28	79	1
Opponents	73	3356	46.0	41.2	7	26	69	0

PUNT RETURNS	No	FC	Yds	Avg	Lg	TD
McCluster	22	14	155	7.0	48	0
L. Washington	7	4	47	6.7	10	0
Griffin	1	0	5	5.0	5	0
Team	30	18	207	6.9	48	0
Opponents	43	25	350	8.1	30	0

KICKOFF RETURNS	No	Yds	Avg	Lg	TD
L. Washington	31	738	23.8	52	0
Sankey	7	198	28.3	42	0
Andrews	5	110	22.0	27	0
Battle	2	43	21.5	22	0
Klug	2	32	16.0	20	0
Martin	1	0	0.0	0	0
Team	48	1121	23.4	52	0
Opponents	31	855	27.6	107t	1

FIELD GOALS	1-19	20-29	30-39	40-49	50+
Succop	0/0	5/5	7/7	5/8	2/2
Team	0/0	5/5	7/7	5/8	2/2
Opponents	1/1	9/9	12/12	7/11	4/6

Titans/Succop: (36G,31G,46G,47G) (47G) (40N,44N) (36G) () (25G,21G,42G) (36G) (35G) () (20G) (20G) () (42N) (40G, 33G,51G) (50G,23G) (31G) () (35G,48N) (48G,44G,51G,48G) (29G) (31G,30G) (38G,42G) (55B)(31G,31G,27G,22G) (30G,29G,49G) () (49G,23G) (36G,26G,49N,35G,30G,50G) (37G,43B) (20G,19G,36G,52G,42G) (53N,51G) () (23G,46N,26G)

SACKS
Morgan 6.5, Casey 5, Griffin 3, Hill 3, Williamson 3, Woodyard 2.5, Klug 2, Phillips TM 2, Pitoitua 2, Wimbley 2, Groves 1, Huff 1, D. Jones 1, Pollard 1, Sensabaugh 1, Stafford 1, Wilson 1, Woods 1
Titans 39, Opponents 50

TACKLES (Solo-Assists-Total)
Woodyard (66-68-134), Griffin (83-32-115), Williamson (55-52-107), Casey (58-28-86), McCourtly (77-8-85), Morgan (52-30-82), Wilson (49-16-65), Wreh-Wilson (47-10-57), Hill (30-17-47), Pitoitua (21-24-45), Sensabaugh (37-7-44), Wimbley (18-23-41), Stafford (24-9-33), Klug (21-10-31), Woods (14-17-31), Phillips (14-14-28), Martin (10-18-28), Pollard (22-4-26), Gooden (15-9-24), Groves (12-7-19), Huff (8-6-14), Jones (7-6-13), Harris (8-1-9), Moch (3-1-4), Ghee (3-0-3), Brown (1-0-1)
Team Totals: 755-417-1,172

USUAL STARTING LINEUP

OFFENSE
WR Nate Washington (85)
TE Delanie Walker (82)
LT Taylor Lewan (77)
LG Andy Levitre (67)
C Brian Schwenke (62)
RG Chance Warmack (70)
RT Michael Oher (72)
TE Craig Stevens (88)/Brett Brackett (87)
WR Kendall Wright (13)
QB Zach Mettenberger (7)
RB Bishop Sankey (20)

DEFENSE
DE Ropati Pitoitua (92)
NT Sammie Hill (94)
DT Jurrell Casey (99)
OLB Derrick Morgan (91)
ILB Wesley Woodyard (59)
ILB Avery Williamson (54)
OLB Kamerion Wimbley (95)
CB Bliidi Wreh-Wilson (25)
SS George Wilson (21)
FS Michael Griffin (33)
CB Jason McCourtly (30)

SPECIALISTS

K Ryan Succop (8)
P Brett Kern (6)
KR/PR Leon Washington (26)

Pro Bowl All-Pro

GM: Ruston Webster; **Head Coach:** Ken Whisenhunt
Asst. Coaches: Ray Horton (def. coord.), Jason Michael (off. coord.), Bob Bostad (off. line), Steve Brown (asst. secondary), Louie Cioffi (secondary), Sylvester Croom (RB), Nick Eason (asst. DL), Steve Hoffman (ST asst.), Shawn Jefferson (WR), Nate Kaczor (ST), Cannon Matthews (qual. ctl. coord. - def.), John McNulty (QB), Mike Mularkey (TE), Kevin Patullo (asst. WR), Arthur Smith (asst. TE), Giff Smith (DL), Lou Spanos (LB), Luke Stechel (off. asst.), Mike Sullivan (asst. OL), Steve Watterson (strength and cond.)

AMERICAN FOOTBALL CONFERENCE STANDINGS

AFC EAST	W	L	T	Pct
New England	12	4	0	.750
Buffalo	9	7	0	.563
Miami	8	8	0	.500
New York Jets	4	12	0	.250
AFC NORTH	W	L	T	Pct
Pittsburgh	11	5	0	.688
* Cincinnati	10	5	1	.656
* Baltimore	10	6	0	.625
Cleveland	7	9	0	.438
AFC SOUTH	W	L	T	Pct
Indianapolis	11	5	0	.688
Houston	9	7	0	.563
Jacksonville	3	13	0	.188
Tennessee	2	14	0	.125
AFC WEST	W	L	T	Pct
Denver	12	4	0	.750
Kansas City	9	7	0	.563
San Diego	9	7	0	.563
Oakland	3	13	0	.188

NATIONAL FOOTBALL CONFERENCE STANDINGS

NFC EAST	W	L	T	Pct
Dallas	12	4	0	.750
Philadelphia	10	6	0	.625
New York Giants	6	10	0	.375
Washington	4	12	0	.250
NFC NORTH	W	L	T	Pct
Green Bay	12	4	0	.750
* Detroit	11	5	0	.688
Minnesota	7	9	0	.438
Chicago	5	11	0	.313
NFC SOUTH	W	L	T	Pct
Carolina	7	8	1	.469
New Orleans	7	9	0	.438
Atlanta	6	10	0	.375
Tampa Bay	2	14	0	.125
NFC WEST	W	L	T	Pct
Seattle	12	4	0	.750
* Arizona	11	5	0	.688
San Francisco	8	8	0	.500
St. Louis	6	10	0	.375

* Wild Card for Playoffs

2013 SEASON (7-9 REGULAR SEASON, 0-0 PLAYOFFS) • 2ND PLACE AFC SOUTH

DATE	OPPONENT	SCORE	W/L	ATT
Sep. 8	at Pittsburgh	16-9	W	61,585
Sep. 15	at Houston	24-30*	L	71,718
Sep. 22	SAN DIEGO	20-17	W	69,143
Sep. 29	NEW YORK JETS	38-13	W	69,143
Oct. 6	KANSAS CITY	17-26	L	69,143
Oct. 13	at Seattle	13-20	L	68,127
Oct. 20	SAN FRANCISCO	17-31	L	69,143
Nov. 3	at St. Louis	28-21	W	54,617
Nov. 10	JACKSONVILLE	27-29	L	69,143
Nov. 14	INDIANAPOLIS	27-30	L	69,143
Nov. 24	at Oakland	23-19	W	46,001
Dec. 1	at Indianapolis	14-22	L	65,502
Dec. 8	at Denver	28-51	L	76,554
Dec. 15	ARIZONA	34-37*	L	69,143
Dec. 22	at Jacksonville	20-16	W	60,559
Dec. 29	HOUSTON	16-10	W	69,143

	TITANS	OPP
Total First Downs	311	329
Rushing	103	108
Passing	172	191
Penalty	36	30
3rd Down: Made/Att	94/227	69/201
3rd Down Pct.	41.4	34.3
4th Down: Made/Att	11/17	7/11
4th Down Pct.	64.7	63.6
Possession Avg.	30:00	30:00
Total Net Yards	5390	5407
Avg. Per Game	336.9	337.9
Total Plays	1032	1027
Avg. Per Play	5.2	5.3
Net Yards Rushing	1894	1795
Avg. Per Game	118.4	112.2
Total Rushes	462	446
Net Yards Passing	3496	3612
Avg. Per Game	218.5	225.8
Sacked/Yards Lost	37/214	36/227
Gross Yards	3710	3839
Att./Completions	533/328	545/344
Completion Pct.	63.1	63.1
Had Intercepted	16	13
Punts/Average	79/42.9	76/45.0
Net Punting Avg.	79/39.7	76/40.0
Penalties/Yards	101/900	95/779
Fumbles/Ball Lost	27/9	24/12
Touchdowns	41	40
Rushing	16	21
Passing	22	15
Returns	3	4

BY PERIODS	1	2	3	4	OT	PTS
Team	71	77	65	149	0	362
Opponents	76	83	88	125	9	381

SCORING	TD	RU	PA	RT	PAT	FG	S	TP
Bironas	0	0	0	0	41/41	25/29	0	116
C. Johnson	10	6	4	0	0	0	0	60
Walker	6	0	6	0	0	0	0	36
Greene	4	4	0	0	0	0	0	24
Hunter	4	0	4	0	0	0	0	24
Fitzpatrick	3	3	0	0	0	0	0	18
N. Washington	3	0	3	0	0	0	0	18
Locker	2	2	0	0	0	0	0	12
Preston	2	0	2	0	0	0	0	12
Wright	2	0	2	0	0	0	0	12
Battle	1	1	0	0	0	0	0	6
Klug	1	0	0	1b	0	0	0	6
McCourty	1	0	0	1c	0	0	0	6
Thompson	1	0	1	0	0	0	0	6
Verner	1	0	0	1a	0	0	0	6
Team	41	16	22	3	41/41	25/29	0	362
Opponents	40	21	15	4	37/38	32/39	3	381

2-Pt Conversions: TM 0-0, OPP 1-1

FUM/Lost: Fitzpatrick 9/2, C. Johnson 3/2, Locker 3/1, Kern 2/0, Williams 2/1, Wright 2/0, Wylie(TM) 2/1, Bailey 1/1, Reynaud(TM) 1/1, Walker 1/0, L. Washington(LG) 1/0, L. Washington(TM) 1/0

RUSHING	No	Yds	Avg	Lg	TD
C. Johnson	279	1077	3.9	30t	6
Greene	77	295	3.8	29	4
Fitzpatrick	43	225	5.2	26	3
Locker	24	155	6.5	39	2
Battle	36	142	3.9	37	1
Kern	2	0	0.0	0	0

PASSING	Att	Cmp	Pct	Yards	Yds/Att	TD	Int	Lg	Sk/Yds	Rating
Fitzpatrick	350	217	62.0	2454	7.01	14	12	77t	21/109	82.0
Locker	183	111	60.7	1256	6.86	8	4	66t	16/105	86.7
Team	533	328	61.5	3710	6.96	22	16	77t	37/214	83.6
Opponents	545	344	63.1	3839	7.04	15	13	55	36/227	83.3

Reynaud	1	0	0.0	0	0
Team	462	1894	4.1	39	16
Opponents	446	1795	4.0	60	21

RECEIVING	No	Yds	Avg	Lg	TD
Wright	94	1079	11.5	45	2
Walker	60	571	9.5	33	6
N. Washington	58	919	15.8	77t	3
C. Johnson	42	345	8.2	66t	4
Hunter	18	354	19.7	57	4
Williams	15	178	11.9	32	0
Britt	11	96	8.7	15	0
Greene	6	39	6.5	28	0
Mooney	6	32	5.3	22	0
Preston	5	37	7.4	10t	2
Battle	4	36	9.0	24	0
Thompson	3	13	4.3	9t	1
Stevens	2	5	2.5	6	0
Shiancoe	2	2	1.0	3	0
Reynaud	1	4	4.0	4	0
Fitzpatrick	1	0	0.0	0	0
Team	328	3710	11.3	77t	22
Opponents	344	3839	11.2	55	15

INTERCEPTIONS	No	Yds	Avg	Lg	TD
Verner	5	68	13.6	34	1
Pollard	3	36	12.0	32	0
Ayers	1	5	5.0	5	0
Brown	1	3	3.0	3	0
McCarthy	1	1	1.0	1	0
Griffin	1	0	0.0	0	0
G. Wilson	1	0	0.0	0	0
Team	13	113	8.7	34	1
Opponents	16	132	8.3	35	1

PUNTING	No	Yds	Avg	Net	TB	In	Lg	B
Kern	78	3386	43.4	39.7	2	32	63	1
Team	79	3386	42.9	39.7	2	32	63	1
Opponents	76	3422	45.0	40.0	7	28	61	0

PUNT RETURNS	No	FC	Yds	Avg	Lg	TD
Reynaud	18	8	135	7.5	35	0
L. Washington	6	9	78	13.0	33	0
Williams	4	3	12	3.0	8	0
Wylie	2	0	4	2.0	4	0
Verner	1	0	11	11.0	11	0
Team	31	20	240	7.7	35	0
Opponents	35	25	210	6.0	24	0

KICKOFF RETURNS	No	Yds	Avg	Lg	TD
L. Washington LG	17	500	29.4	95	0
L. Washington TM	16	481	30.1	95	0
Reynaud	15	355	23.7	40	0
Williams	5	123	24.6	37	0
Wylie	5	94	18.8	23	0
Bailey	1	0	0.0	0	0
Battle	1	26	26.0	26	0
Verner	1	17	17.0	17	0
Team	44	1096	24.9	95	0
Opponents	45	1099	24.4	46	0

FIELD GOALS	1-19	20-29	30-39	40-49	50+
Bironas	0/0	10/10	8/9	5/7	2/3
Team	0/0	10/10	8/9	5/7	2/3
Opponents	2/2	6/6	6/8	15/18	3/5

Bironas/Titans: (26G,44G,27G) (48N,47G) (20G,43N,37G) (26G) (22G,32N) (38G,25G) (31G) (39G,37G) (25G,38G) (33G,22G,23G) () (45G,50N,24G) (45G,52G) (42G,55G,37G) (OPP: () (50N,50N,46N) (44G,38B) (45G,47G) (29G,24G, 33G,48G) (31G,29G) (44G) (44N) (32G,44G) (48G,30G, 50G) (52G,48G,24G,32N,48N,42G) (47G,48G,45G,37G, 49G) (25G,64G,19G) (25G,47G,41G) (36G) (19G)

SACKS
Casey 10.5, Morgan 6, Brown 4, Pitoitua 4, A. Johnson 3, Wimbley 3, Klug 2, Ayers 1, Fokou 1, Mi. Martin 1, Pollard 0.5
Titans 36, Opponents 37

TACKLES (Solo-Assists-Total)
Pollard (93-49-142), Brown (80-37-117), Griffin (71-35-106), Fokou (67-31-98), Pitoitua (42-49-91), Casey (49-41-90), McCourty (68-9-77), Verner (61-12-73), Ayers (44-12-56), Morgan (31-23-54), McCarthy (35-16-51), Hill (26-14-40), Sensabaugh (29-8-37), A. Johnson (19-16-35), Wilson (25-8-33), Klug (14-12-26), Wimbley (12-12-24), Martin (9-13-22), Edwards (6-4-10), Wreh-Wilson (6-3-9), Gooden (4-3-7), Campbell (3-1-4), Stafford (1-0-1)
Team Totals: 795-408-1,203

USUAL STARTING LINEUP

OFFENSE
WR Nate Washington (85)
TE Craig Stevens (88)
LT Michael Roos (71)
LG Andy Levitre (67)
C Brian Schwenke (62)
RG Chance Warmack (70)
RT David Stewart (76)
TE Delanie Walker (82)
WR Kendall Wright (13)
QB Jake Locker (10)/Ryan Fitzpatrick (4)
RB Chris Johnson (28)

DEFENSE
LE Derrick Morgan (91)
DT Sammie Hill (94)
DT Jurrell Casey (99)
RE Ropati Pitoitua (92)
SLB Akeem Ayers (56)
MLB Moise Fokou (53)
WLB Zach Brown (55)
LCB Jason McCourty (30)
RCB Alterraun Verner (20)
SS Bernard Pollard (31)
FS Michael Griffin (33)

SPECIALISTS

K Rob Bironas (2)
P Brett Kern (6)
KR/PR Leon Washington (26)

Pro Bowl All-Pro

GM: Ruston Webster; Head Coach: Mike Munchak
Asst. Coaches: Jerry Gray (def. coord.), Dowell Loggains (off. coord.), Steve Watterson (asst. head coach/strength & cond.), Gregg Williams (senior asst./defense), Steve Brown (asst. secondary), Sylvester Croom (RB), Jonathan Gannon (def. asst./qual. ctl.), George Henshaw (TE), Steve Hoffman (ST asst.), Shawn Jefferson (WR), Nate Kaczor (ST), Bruce Matthews (OL), Brett Maxie (secondary), Keith Millard (def. asst./pass rush specialist), Chet Parlavacchio (LB), Dave Ragone (QB), Tracy Rucker (DL), Arthur Smith (OL/TE asst.)

AMERICAN FOOTBALL CONFERENCE STANDINGS

AFC EAST	W	L	T	Pct
New England	12	4	0	.750
New York Jets	8	8	0	.500
Miami	8	8	0	.500
Buffalo	6	10	0	.375
AFC NORTH	W	L	T	Pct
Cincinnati	11	5	0	.688
Pittsburgh	8	8	0	.500
Baltimore	8	8	0	.500
Cleveland	4	12	0	.250
AFC SOUTH	W	L	T	Pct
Indianapolis	11	5	0	.688
Tennessee	7	9	0	.438
Jacksonville	4	12	0	.250
Houston	2	14	0	.125
AFC WEST	W	L	T	Pct
Denver	13	3	0	.813
* Kansas City	11	5	0	.688
* San Diego	9	7	0	.563
Oakland	4	12	0	.250

NATIONAL FOOTBALL CONFERENCE STANDINGS

NFC EAST	W	L	T	Pct
Philadelphia	10	6	0	.625
Dallas	8	8	0	.500
New York Giants	7	9	0	.438
Washington	3	13	0	.188
NFC NORTH	W	L	T	Pct
Green Bay	8	7	1	.531
Chicago	8	8	0	.500
Detroit	7	9	0	.438
Minnesota	5	10	1	.344
NFC SOUTH	W	L	T	Pct
Carolina	12	4	0	.750
* New Orleans	11	5	0	.688
Atlanta	4	12	0	.250
Tampa Bay	4	12	0	.250
NFC WEST	W	L	T	Pct
Seattle	13	3	0	.813
* San Francisco	12	4	0	.750
Arizona	10	6	0	.625
St. Louis Rams	7	9	0	.438

* Wild Card for Playoffs

2012 SEASON (6-10 REGULAR SEASON, 0-0 PLAYOFFS) • 3RD PLACE AFC SOUTH

DATE	OPPONENT	SCORE	W/L	ATT
Sep. 9	NEW ENGLAND	13-34	L	69,143
Sep. 16	at San Diego	10-38	L	60,804
Sep. 23	DETROIT	44-41*	W	69,143
Sep. 30	at Houston	14-38	L	71,581
Oct. 7	at Minnesota	7-30	L	57,652
Oct. 11	PITTSBURGH	26-23	W	69,143
Oct. 21	at Buffalo	35-34	W	68,836
Oct. 28	INDIANAPOLIS	13-19*	L	69,143
Nov. 4	CHICAGO	20-51	L	69,143
Nov. 11	at Miami	37-3	W	60,165
Nov. 18	BYE			
Nov. 25	at Jacksonville	19-24	L	63,323
Dec. 2	HOUSTON	10-24	L	69,143
Dec. 9	at Indianapolis	23-27	L	64,688
Dec. 17	NEW YORK JETS	14-10	W	69,143
Dec. 23	at Green Bay	7-55	L	70,508
Dec. 30	JACKSONVILLE	38-20	W	69,143

	TITANS	OPP
Total First Downs	260	358
Rushing	70	122
Passing	166	210
Penalty	24	26
3rd Down: Made/Att	83/217	85/214
3rd Down Pct.	38.2	39.7
4th Down: Made/Att	5/15	6/14
4th Down Pct.	33.3	42.9
Possession Avg.	27:18	32:42
Total Net Yards	5,010	5,999
Avg. Per Game	313.1	374.9
Total Plays	957	1,086
Avg. Per Play	5.2	5.5
Net Yards Rushing	1,687	2,035
Avg. Per Game	105.4	127.2
Total Rushes	378	483
Net Yards Passing	3,323	3,964
Avg. Per Game	207.7	247.8
Sacked/Yards Lost	39/254	39/241
Gross Yards	3,577	4,205
Att./Completions	540/318	564/374
Completion Pct.	58.9	66.3
Had Intercepted	16	19
Punts/Average	83/46.4	70/44.1
Net Punting Avg.	83/40.4	70/36.1
Penalties/Yards	106/847	86/717
Fumbles/Ball Lost	21/12	15/5
Touchdowns	36	55
Rushing	10	16
Passing	17	31
Returns	9	8

BY PERIODS	1	2	3	4	OT	PTS
Team	72	94	66	95	3	330
Opponents	155	58	116	136	6	471

SCORING	TD	RU	PA	RT	PAT	FG	S	TP
Bironas	0	0	0	0	35/35	25/31	0	110
C. Johnson	6	6	0	0			0	36
Britt	4	0	4	0			0	26
Cook	4	0	4	0			0	24
Washington	4	0	4	0			0	24
Wright	4	0	4	0			0	24
Harper	3	3	0	0			0	18
Reynaud	3	0	0	3b			0	18
Brown	2	0	0	2f			0	12
Campbell	1	0	0	1a			0	6
Locker	1	1	0	0			0	6
McCarthy	1	0	0	1d			0	6
Stevens	1	0	1	0			0	6
Verner	1	0	0	1c			0	6
Witherspoon	1	0	0	1e			0	6
Team Defense	0	0	0	0			1	2
Team	36	10	17	9	35/35	25/31	1	330
Opponents	55	16	31	8	52/52	29/31	0	471

2-Pt Conversions: Britt, TM 1-1, OPP 1-2

FUM/Lost: C. Johnson 5/4, Locker 4/4, Hasselbeck 3/1, Britt 2/1, Stevens 2/0, Brown 1/0, Cook 1/1, Reynaud 1/0, Washington 1/0, Wright 1/1

RUSHING	No	Yds	Avg	Lg	TD
C. Johnson	276	1,243	4.5	94t	6
Locker	41	291	7.1	32	1
Hasselbeck	13	38	2.9	16	0
Reynaud	16	33	2.1	11	0
Harper	19	30	1.6	13	3
Mooney	5	19	3.8	8	0

PASSING	Att	Cmp	Pct	Yards	Yds/Att	TD	Int	Lg	Sk/Yds	Rating
Locker	314	177	2,176	56.4	6.93	10	11	71t	25/151	74.0
Hasselbeck	221	138	1,367	62.4	6.19	7	5	37	14/103	81.0
Smith	5	3	34	60.0	6.80	0	0	17	0/0	80.4
Team	540	318	3,577	58.9	6.62	17	16	71t	39/254	76.9
Opponents	564	374	4,205	66.3	7.46	31	19	82t	39/241	92.7

Ringer	2	14	7.0	9	0
Babineaux	1	10	10.0	10	0
Q. Johnson	4	5	1.3	3	0
Wright	1	4	4.0	4	0
Team	378	1,687	4.5	94t	10
Opponents	483	2,035	4.2	46	16

RECEIVING	No	Yds	Avg	Lg	TD
Wright	64	626	9.8	38	4
Washington	46	746	16.2	71t	4
Britt	45	589	13.1	46	4
Cook	44	523	11.9	61t	4
C. Johnson	36	232	6.4	22	0
Williams	30	324	10.8	27	0
Stevens	23	275	12.0	46	1
Thompson	6	46	7.7	12	0
Hawkins	5	62	12.4	42	0
Preston	5	59	11.8	21	0
Q. Johnson	5	40	8.0	17	0
Reynaud	5	35	7.0	9	0
Ringer	3	12	4.0	6	0
Harper	1	8	8.0	8	0
Team	318	3,577	11.2	71t	17
Opponents	374	4,205	11.2	82t	31

INTERCEPTIONS	No	Yds	Avg	Lg	TD
Griffin	4	59	14.8	33	0
McCourty	4	29	7.3	28	0
Brown	3	156	52.0	79t	2
Verner	2	11	5.5	11	0
McCarthy	1	49	49.0	49t	1
Witherspoon	1	40	40.0	40t	1
Babineaux	1	10	10.0	10	0
Ayers	1	2	2.0	2	0
R. Johnson	1	2	2.0	2	0
Afalava	1	0	0.0	0	0
Team	19	358	18.8	79t	4
Opponents	16	260	16.3	63t	4

PUNTING	No	Yds	Avg	Net	TB	In	Lg	B
Kern	81	3,855	47.6	40.4	5	30	71	2
Team	83	3,855	46.4	40.4	5	30	71	2
Opponents	70	3,084	44.1	36.1	4	29	67	1

PUNT RETURNS	No	FC	Yds	Avg	Lg	TD
Reynaud	31	17	410	13.2	81t	2
Campbell	0	0	65	---	65t	1
Team	31	17	475	15.3	81t	3
Opponents	39	15	405	10.4	58	0

KICKOFF RETURNS	No	Yds	Avg	Lg	TD
Reynaud	53	1,240	23.4	105t	1
Hawkins	7	205	29.3	71	0
McCourty	1	14	14.0	14	0
Stevens	1	18	18.0	18	0
Witherspoon	1	6	6.0	6	0
Williams	0	6	---	6	0
Team	63	1,489	23.6	105t	1
Opponents	33	860	26.1	89t	1

FIELD GOALS	1-19	20-29	30-39	40-49	50+
Bironas	0/0	6/6	13/13	5/10	1/2
Team	0/0	6/6	13/13	5/10	1/2
Opponents	0/0	11/11	5/6	9/9	4/5

Bironas/Titans: (28G,24G) (23G) (31G,38G,41N,48N,26G) () () (22G,38G,47G,40G) () (39G,45N,30G) (39G) (37G,38G, 53G) (38G,42N,40G,39G,33G) (37G) () (48G) (57N,40G,31G,25G) (46B) () (48G) ()

OPP: (25G,31G) (26G) (47G,53G,33G,26G) (33G) (42G, 36G,26G) (29G,28G,52G,54N) (31G,42G) (20G,37G,44G) (40G,25G,22G) (40G) (41G) (50G) (53G,40G) (22G) (26G,48G) ()

SACKS	Player	Sacks
Morgan	6.5, Ayers 6, Wimbley 6, Brown 5.5, Klug 3.5, Casey 3, Ml. Martin 3, Wynn 2, Marks 1.5, Griffin 1, Witherspoon 1	
Titans 39, Opponents 39		

TACKLES (Solo-Assists-Total)	Player	Tackles
Ayers (79-31-110), Griffin (72-31-103), McCourty (79-14-93), Brown (70-23-93), Babineaux (66-26-92), Casey (38-42-80), Verner (66-12-78), Morgan (35-31-66), Marks (31-32-63), Witherspoon (32-16-48), McCarthy (32-13-45), Mouton (33-9-42), Mike Martin (23-17-40), Shaw (30-8-38), Wimbley (18-20-38), Sensabaugh (23-4-27), Afalava (13-10-23), Robert Johnson (10-3-13), Diles (8-5-13), Klug (8-4-12), Wynn (6-6-12), Solomon (3-6-9), Campbell (6-0-6), Dawson (3-2-5), DaJohn Harris (1-4-5), Egboh (2-0-2)		
Team Totals: 787-369-1,156		

USUAL STARTING LINEUP

OFFENSE	Player	Number
WR	Nate Washington	(85)
TE	Jared Cook	(89)
LT	Michael Roos	(71)
LG	Steve Hutchinson	(73)
C	Fernando Velasco	(61)
RG	Leroy Harris	(64)/Deuce Lutui (72)
RT	David Stewart	(76)
TE	Craig Stevens	(88)
WR	Kenny Britt	(18)
QB	Jake Locker	(10)
RB	Chris Johnson	(28)

DEFENSE	Player	Number
LE	Derrick Morgan	(91)
DT	Sen'Derrick Marks	(94)
DT	Jurrell Casey	(99)
RE	Kameron Wimbley	(95)
LLB	Akeem Ayers	(56)
MLB	Colin McCarthy	(52)/Will Witherspoon (92)
RLB	Zach Brown	(55)
LCB	Jason McCourty	(30)
RCB	Alterraun Verner	(20)
SS	Jordan Babineaux	(26)
FS	Michael Griffin	(33)

SPECIALISTS

K	Rob Bironas	(2)
P	Brett Kern	(6)
KR/PR	Darius Reynaud	(25)

Pro Bowl All-Pro

GM: Ruston Webster; **Head Coach:** Mike Munchak
Asst. Coaches: Jerry Gray (def. coord.), Chris Palmer/Dowell Loggains* (off. coord.), Steve Watterson (asst. head coach/strength & cond.), Steve Brown (asst. secondary), Frank Bush (LB), Jonathan Gannon (def. asst./qual. ctl.), Nate Kaczor (asst. off. line), Alan Lowry (ST), Bruce Matthews (OL), Brett Maxie (secondary), Keith Millard (def. asst./pass rush specialist), Chet Parlavocchio (ST asst.), Dave Ragone (WR), Tracy Rocker (DL), Jim Skipper (RB), Arthur Smith (off. asst./qual. ctl.), John Zernhelt (TE)

* Palmer was offensive coordinator for first 11 games; Loggains was quarterbacks coach/passing game for first 11 games and offensive coordinator for final five games.

AMERICAN FOOTBALL CONFERENCE STANDINGS

AFC EAST	W	L	T	Pct
New England	12	4	0	.750
Miami	7	9	0	.438
New York Jets	6	10	0	.375
Buffalo	6	10	0	.375

AFC NORTH	W	L	T	Pct
Baltimore	10	6	0	.625
* Cincinnati	10	6	0	.625
Pittsburgh	8	8	0	.500
Cleveland	5	11	0	.313

AFC SOUTH	W	L	T	Pct
Houston	12	4	0	.750
* Indianapolis	11	5	0	.688
Tennessee	6	10	0	.375
Jacksonville	2	14	0	.125

AFC WEST	W	L	T	Pct
Denver	13	3	0	.813
San Diego	7	9	0	.438
Oakland	4	12	0	.250
Kansas City	2	14	0	.125

NATIONAL FOOTBALL CONFERENCE STANDINGS

NFC EAST	W	L	T	Pct
Washington	10	6	0	.625
New York Giants	9	7	0	.563
Dallas	8	8	0	.500
Philadelphia	4	12	0	.250

NFC NORTH	W	L	T	Pct
Green Bay	11	5	0	.688
* Minnesota	10	6	0	.625
Chicago	10	6	0	.625

2011 SEASON (9-7 REGULAR SEASON, 0-0 PLAYOFFS) • 2ND PLACE AFC SOUTH

DATE	OPPONENT	SCORE	W/L	ATT
Sep. 11	at Jacksonville	14-16	L	61,619
Sep. 18	BALTIMORE	26-13	W	69,143
Sep. 25	DENVER	17-14	W	69,143
Oct. 2	at Cleveland	31-13	W	66,240
Oct. 9	at Pittsburgh	17-38	L	63,875
Oct. 16	BYE			
Oct. 23	HOUSTON	7-41	L	69,143
Oct. 30	INDIANAPOLIS	27-10	W	69,143
Nov. 6	CINCINNATI	17-24	L	69,143
Nov. 13	at Carolina	30-3	W	72,409
Nov. 20	at Atlanta	17-23	L	68,164
Nov. 27	TAMPA BAY	23-17	W	69,143
Dec. 4	at Buffalo	23-17	W	56,463
Dec. 11	NEW ORLEANS	17-22	L	69,143
Dec. 18	at Indianapolis	13-27	L	64,271
Dec. 24	JACKSONVILLE	23-17	W	69,143
Jan. 1	at Houston	23-22	W	71,512

* Overtime

	TITANS	OPP
Total First Downs	281	324
Rushing	71	111
Passing	185	187
Penalty	25	26
3rd Down: Made/Att	80/218	96/236
3rd Down Pct.	36.7	40.7
4th Down: Made/Att	10/14	8/20
4th Down Pct.	71.4	40.0
Possession Avg.	27:52	32:08
Total Net Yards	5361	5682
Avg. Per Game	335.1	355.1
Total Plays	984	1080
Avg. Per Play	5.4	5.3
Net Yards Rushing	1438	2053
Avg. Per Game	89.9	128.3
Total Rushes	376	461
Net Yards Passing	3923	3629
Avg. Per Game	245.2	226.8
Sacked/Yards Lost	24/190	28/180
Gross Yards	4113	3809
Att./Completions	584/353	591/369
Completion Pct.	60.4	62.4
Had Intercepted	14	11
Punts/Average	86/43.6	83/43.7
Net Punting Avg.	86/39.4	83/36.4
Penalties/Yards	104/960	99/812
Fumbles/Ball Lost	17/8	20/12
Touchdowns	34	34
Rushing	8	10
Passing	22	21
Returns	4	3

BY PERIODS	1	2	3	4	OT	PTS
Team	57	110	67	91	0	325
Opponents	64	79	74	100	0	317

SCORING	TD	RU	PA	RT	PAT	FG	S	TP
Bironas	0	0	0	0	34/34	29/32	0	121
Washington	8	1	7	0	0	0	0	48
Williams	5	0	5	0	0	0	0	30
C. Johnson	4	4	0	0	0	0	0	24
Britt	3	0	3	0	0	0	0	18
Cook	3	0	3	0	0	0	0	18
Avery	1	0	1	0	0	0	0	6
Babineaux	1	0	0	1a	0	0	0	6
Campbell	1	0	0	1d	0	0	0	6
D. Graham	1	0	1	0	0	0	0	6
Harper	1	1	0	0	0	0	0	6
L. Hawkins	1	0	1	0	0	0	0	6
Locker	1	1	0	0	0	0	0	6
Mariani	1	0	0	1c	0	0	0	6
McCourty	1	0	0	1b	0	0	0	6
Ringer	1	1	0	0	0	0	0	6
Stevens	1	0	1	0	0	0	0	6
Team	34	8	22	4	34/34	29/32	0	325
Opponents	34	10	21	3	32/32	27/28	0	317

2-Pt Conversions: Titans 0-0, Opponents 0-2

FUM/Lost: Hasselbeck 4/1, C. Johnson 3/1, Cook 2/2, Amato 1/0, Britt 1/1, Campbell 1/0, Hall 1/1, Harper 1/1, L. Hawkins 1/0, Mariani 1/0, Ringer 1/1

RUSHING	No	Yds	Avg	Lg	TD
C. Johnson	262	1047	4.0	48t	4
Ringer	59	185	3.1	25	1
Locker	8	56	7.0	17	1
Hasselbeck	20	52	2.6	21	0
Harper	17	44	2.6	12	1

PASSING	Att	Cmp	Pct	Yards	Yds/Att	TD	Int	Lg	Sk/Yds	Rating
Hasselbeck	518	319	61.6	3571	6.89	18	14	80t	19/153	82.4
Locker	66	34	51.5	542	8.21	4	0	54	5/37	99.4
Team	584	353	60.4	4113	7.04	22	14	80t	24/190	84.4
Opponents	591	369	62.4	3809	6.45	21	11	78t	28/180	85.1

Hall	6	24	4.0	12	0
Kern	1	21	21.0	21	0
Washington	2	5	2.5	3t	1
Mariani	1	4	4.0	4	0
Team	376	1438	3.8	48t	8
Opponents	461	2053	4.5	80t	10

RECEIVING	No	Yds	Avg	Lg	TD
Washington	74	1023	13.8	57	7
C. Johnson	57	418	7.3	34	0
Cook	49	759	15.5	80t	3
L. Hawkins	47	470	10.0	32	1
Williams	45	592	13.2	54	5
Ringer	28	187	6.7	18	0
Britt	17	289	17.0	80t	3
Stevens	9	166	18.4	58	1
Hall	9	46	5.1	10	0
Mariani	5	24	4.8	6	0
Harper	4	32	8.0	21	0
Avery	3	45	15.0	23	1
Q. Johnson	3	30	10.0	13	0
D. Graham	2	25	12.5	21	1
Amano	1	7	7.0	7	0
Team	353	4113	11.7	80t	22
Opponents	369	3809	10.3	78t	21

INTERCEPTIONS	No	Yds	Avg	Lg	TD
McCourty	2	52	26.0	30	0
Griffin	2	0	0.0	0	0
Babineaux	1	97	97.0	97t	1
Finnegan	1	8	8.0	8	0
Hope	1	7	7.0	7	0
Witherspoon	1	7	7.0	7	0
Ruud	1	4	4.0	4	0
Verner	1	4	4.0	4	0
McCarthy	1	0	0.0	0	0
Team	11	179	16.3	97t	1
Opponents	14	167	11.9	38t	3

PUNTING	No	Yds	Avg	Net	TB	In	Lg	B
Kern	86	3747	43.6	39.4	7	31	64	0
Team	86	3747	43.6	39.4	7	31	64	0
Opponents	83	3628	43.7	36.4	6	22	65	2

PUNT RETURNS	No	FC	Yds	Avg	Lg	TD
Mariani	46	18	490	10.7	79t	1
Campbell	1	0	0	0.0	0	0
Team	47	18	490	10.4	79t	1
Opponents	36	23	221	6.1	30	0

KICKOFF RETURNS	No	Yds	Avg	Lg	TD
Mariani	32	748	23.4	49	0
Campbell	0	84	---	84t	1
Team	32	832	26.0	100t	1
Opponents	30	680	22.7	77	0

FIELD GOALS	1-19	20-29	30-39	40-49	50+
Bironas	0/0	5/5	9/10	9/10	6/7
Team	0/0	5/5	9/10	9/10	6/7
Opponents	2/2	11/11	5/5	7/7	2/3

Bironas/Titans: (66N) (34N,25G,43G,39G,33G) (46G) (39G) (29G) (1) (51G,50G) (43G) (38G,36G,49G) (46G) (42N,31G,52G,38G) (48G,27G,44G) (43G) (53G,21G) (51G,51G,35G) (21G,43G,33G)
 OPP: (48G,21G,45G) (41G,29G) (1) (48G,51G) (19G) (32G,29G) (22G) (36G) (50N,29G) (19G,33G,24G) (43G) (27G) (25G,29G,22G) (47G,40G) (39G) (52G,37G,22G)

SACKS
 Klug 7, Ball 4, Jones 3, Casey 2.5, Morgan 2.5, Ayers 2, Witherspoon 2, Hayes 1.5, Finnegan 1, McCourty 1, S. Smith 1, Marks 0.5
 Titans 28, Opponents 24

TACKLES (Solo-Assists-Total)
 Babineaux (81-36-117), McCourty (85-22-107), Griffin (70-26-96), Finnegan (71-24-95), Ayers (66-22-88), McCarthy (61-15-76), Casey (41-33-74), Ruud (51-17-68), Witherspoon (51-11-62), Ball (29-26-55), Verner (29-21-50), Jones (24-24-48), Morgan (23-24-47), S. Smith (20-24-44), Marks (18-26-44), Hope (25-8-33), Klug (18-14-32), Hayes (14-15-29), Sheppard (7-9-16), McRath (11-3-14), Hawkins (9-2-11), A. Smith (4-0-4), Clayton (1-2-3), Shaw (2-0-2), Amato (0-0-0), Bailey (0-0-0), Campbell (0-0-0)
 Team Totals: 404-811-1,215

USUAL STARTING LINEUP

OFFENSE
 WR Nate Washington (85)
 LT Michael Roos (71)
 LG Leroy Harris (64)
 C Eugene Amano (54)
 RG Jake Scott (73)
 RT David Stewart (76)
 TE Craig Stevens (88)
 WR Damian Williams (17)
 FB Ahmad Hall (45)
 QB Matt Hasselbeck (8)
 RB Chris Johnson (28)

DEFENSE
 LE Derrick Morgan (90)/Dave Ball (98)
 LT Jurrell Casey (99)
 RT Sen'Derrick Marks (94)
 RE Jason Jones (91)
 LLB Akeem Ayers (56)
 MLB Colin McCarthy (52)/Barrett Ruud (55)
 RLB Will Witherspoon (92)
 LCB Jason McCourty (30)
 RCB Cortland Finnegan (31)
 SS Jordan Babineaux (26)
 FS Michael Griffin (33)

SPECIALISTS

K Rob Bironas (2)
 P Brett Kern (6)
 KR/PR Marc Mariani (83)

Pro Bowl

All-Pro

GM: Mike Reinfeldt; **Head Coach:** Mike Munchak
Asst. Coaches: Jerry Gray (def. coord.), Chris Palmer (off. coord.), Steve Watterson (asst. head coach/strength & cond.), Frank Bush (LB), Curtis Fuller (asst. secondary) Dowell Loggains (QB/passing game), Charles London (off. asst./qual. ct.), Alan Lowry (ST), Bruce Matthews (OL), Dave McGinnis (senior asst.), Chet Parlavechco (ST asst.), Dave Ragone (WR), Marcus Robertson (secondary), Tracy Rocker (DL), Jim Skipper (RB), Arthur Smith (def. asst./qual. ct.), Art Valero (asst. OL), John Zernheit (TE)

AMERICAN FOOTBALL CONFERENCE STANDINGS

AFC EAST	W	L	T	Pct
New England	13	3	0	.813
New York Jets	8	8	0	.500
Miami	6	10	0	.375
Buffalo	6	10	0	.375
AFC NORTH	W	L	T	Pct
Baltimore	12	4	0	.750
* Pittsburgh	12	4	0	.750
* Cincinnati	9	7	0	.563
Cleveland	4	12	0	.250
AFC SOUTH	W	L	T	Pct
Houston	10	6	0	.625
Tennessee	9	7	0	.563
Jacksonville	5	11	0	.313
Indianapolis	2	14	0	.125
AFC WEST	W	L	T	Pct
Denver	8	8	0	.500
San Diego	8	8	0	.500
Oakland	8	8	0	.500
Kansas City	7	9	0	.438

NATIONAL FOOTBALL CONFERENCE STANDINGS

NFC EAST	W	L	T	Pct
New York Giants	9	7	0	.563
Philadelphia	8	8	0	.500
Dallas	8	8	0	.500
Washington	5	11	0	.313
NFC NORTH	W	L	T	Pct
Green Bay	15	1	0	.938
* Detroit	10	6	0	.625
Chicago	8	8	0	.500
Minnesota	3	13	0	.188
NFC SOUTH	W	L	T	Pct
New Orleans	13	3	0	.813
* Atlanta	10	6	0	.625
Carolina	6	10	0	.375
Tampa Bay	4	12	0	.250
NFC WEST	W	L	T	Pct
San Francisco	13	3	0	.813
Arizona	8	8	0	.500
Seattle	7	9	0	.438
St. Louis	2	14	0	.125

* Wild Card for Playoffs

2010 SEASON (6-10 REGULAR SEASON, 0-0 PLAYOFFS) • 4TH PLACE AFC SOUTH

DATE	OPPONENT	SCORE	W/L	ATT
Sep. 12	OAKLAND	38-13	W	69,143
Sep. 19	PITTSBURGH	11-19	L	69,143
Sep. 26	at New York Giants	29-10	W	79,386
Oct. 3	DENVER	20-26	L	69,143
Oct. 10	at Dallas	34-27	W	90,616
Oct. 18	at Jacksonville	30-3	W	63,625
Oct. 24	PHILADELPHIA	37-19	W	69,143
Oct. 31	at San Diego	25-33	L	59,260
Nov. 7	BYE			
Nov. 14	at Miami	17-29	L	65,585
Nov. 21	WASHINGTON	16-19*	L	69,143
Nov. 28	at Houston	0-20	L	70,855
Dec. 5	JACKSONVILLE	6-17	L	69,143
Dec. 9	INDIANAPOLIS	28-30	L	69,143
Dec. 19	HOUSTON	31-17	W	69,143
Dec. 26	at Kansas City	14-34	L	65,606
Jan. 2	at Indianapolis	20-23	L	67,188

	TITANS	OPP
Total First Downs	252	356
Rushing	73	107
Passing	155	214
Penalty	24	35
3rd Down: Made/Att	71/204	104/242
3rd Down Pct.	34.8	43.0
4th Down: Made/Att	8/14	9/22
4th Down Pct.	57.1	40.9
Possession Avg.	25:54	34:06
Total Net Yards	4834	5883
Avg. Per Game	302.1	367.7
Total Plays	907	1139
Avg. Per Play	5.3	5.2
Net Yards Rushing	1727	1851
Avg. Per Game	107.9	115.7
Total Rushes	406	474
Net Yards Passing	3107	4032
Avg. Per Game	194.2	252.0
Sacked/Yards Lost	27/171	40/272
Gross Yards	3278	4304
Att./Completions	474/273	625/410
Completion Pct.	57.6	65.6
Had Intercepted	15	17
Punts/Average	77/42.9	61/42.9
Net Punting Avg.	77/39.1	61/34.6
Penalties/Yards	128/1040	114/1039
Fumbles/Ball Lost	22/14	25/8
Touchdowns	40	32
Rushing	13	7
Passing	24	23
Returns	3	2

BY PERIODS	1	2	3	4	OT	PTS
Team	79	92	83	102	0	356
Opponents	65	130	65	76	3	339

SCORING	TD	RU	PA	RT	PAT	FG	S	TP
Bironas	0	0	0	0	38/38	24/26	0	110
C. Johnson	12	11	1	0	0	0	0	72
Britt	9	0	9	0	0	0	0	56
Washington	6	0	6	0	0	0	0	36
Moss LG	5	0	5	0	0	0	0	30
Scaife	4	0	4	0	0	0	0	24
Mariani	2	0	0	2	0	0	0	12
Ringer	2	2	0	0	0	0	0	12
Stevens	2	0	2	0	0	0	0	12
Cook	1	0	1	0	0	0	0	6
Finnegan	1	0	0	1	0	0	0	6
Gage	1	0	1	0	0	0	0	6
Schommer	0	0	0	0	0	1	2	2
Team	40	13	24	3	38/38	24/26	2	356
Opponents	32	7	23	2	30/30	39/48	0	339

2-Pt Conversions: Britt, Titans 1-2, Opponents 0-2

FUM/Lost: Young 6/4, K. Collins 5/3, C. Johnson 3/2, Mariani 3/2, Scaife 2/1, Amano 1/0, Amato 1/1, Britt 1/1

RUSHING	No	Yds	Avg	Lg	TD
C. Johnson	316	1364	4.3	76t	11
Ringer	51	239	4.7	54	2
Young	25	125	5.0	20	0
Williams	1	5	5.0	5	0
K. Collins	10	1	0.1	4	0
Hall	1	1	1.0	1	0
Kern	1	0	0.0	0	0
Washington	1	-8	-8.0	-8	0
Team	406	1727	4.3	76t	13
Opponents	474	1851	3.9	37	7

PASSING	Att	Cmp	Pct	Yards	Yds/Att	TD	Int	Lg	Sk/Yds	Rating
K. Collins	278	160	57.6	1823	6.56	14	8	80t	13/91	82.2
Young	156	93	59.6	1255	8.04	10	3	71t	13/80	98.6
Smith	40	20	50.0	200	5.00	0	4	52	1/0	25.0
Team	474	273	57.6	3278	6.92	24	15	80t	27/171	82.6
Opponents	625	410	65.6	4304	6.89	23	17	75t	40/272	86.4

RECEIVING	No	Yds	Avg	Lg	TD
C. Johnson	44	245	5.6	25	1
Britt	42	775	18.5	80t	9
Washington	42	687	16.4	71t	6
Scaife	36	318	8.8	30	4
Cook	29	361	12.4	36	1
Moss LG	28	393	14.0	37t	5
Moss TM	6	80	13.3	26	0
Gage	20	266	13.3	30	1
Williams	16	219	13.7	39	0
Hall	15	100	6.7	19	0
Stevens	11	122	11.1	28	2
Ringer	7	44	6.3	9	0
L. Hawkins	5	61	12.2	24	0
Team	273	3278	12.0	80t	24
Opponents	410	4304	10.5	75t	23

INTERCEPTIONS	No	Yds	Avg	Lg	TD
Griffin	4	50	12.5	28	0
Verner	3	41	13.7	19	0
Finnegan	2	41	20.5	41t	1
McCourty	2	11	5.5	11	0
Witherspoon	2	11	5.5	9	0
Hope	1	32	32.0	32	0
Tulloch	1	18	18.0	18	0
Fuller	1	0	0.0	0	0
Marks	1	-6	-6.0	-6	0
Team	17	198	11.6	41t	1
Opponents	15	120	8.0	54t	1

PUNTING	No	Yds	Avg	Net	TB	In	Lg	B
Kern	77	3302	42.9	39.1	4	24	68	0
Team	77	3302	42.9	39.1	4	24	68	0
Opponents	61	2618	42.9	34.6	9	15	68	1

PUNT RETURNS	No	FC	Yds	Avg	Lg	TD
Mariani	27	17	329	12.2	87t	1
Team	27	17	329	12.2	87t	1
Opponents	35	16	214	6.1	29	0

KICKOFF RETURNS	No	Yds	Avg	Lg	TD
Mariani	60	1530	25.5	98t	1
Hall	2	21	10.5	15	0
Cook	1	3	3.0	3	0
Gage	1	2	2.0	2	0
Team	64	1556	24.3	98t	1
Opponents	56	1389	24.8	97t	1

FIELD GOALS	1-19	20-29	30-39	40-49	50+
Bironas	0/0	6/6	8/9	8/8	2/3
Team	0/0	6/6	8/9	8/8	2/3
Opponents	1/1	10/10	15/15	11/17	2/5

Bironas/Titans: (43G) (21G) (48G,22G) (35N,55G,46G) (52G, 40G) (26G,33G,36G)(41G,38G,33G) (21G) (40G) (25G, 32G,40G) () (37G,30G) () (30G) () (26G,42G,61N) **OPP:** (34G,30G,53N) (36G,34G,25G,27G) (53N,50G,44N) (36G,36G,35G,36G)(51G,44N,26G) (33G) (25G,46G,46G,28G) (34G,36G) (23G,26G,42G)(19G,51N,40G,42G,47N,48G) (35G,33G) (26G,49B,48N) (21G,28G,47G) (37G) (35G,47N,42G) (48G,44G,43G)

SACKS
Babin 12.5, Ball 7, T. Brown 3.5, Jones 3.5, Ford 3, Witherspoon 3, Hayes 1.5, McRath 1.5, Morgan 1.5, Finnegan 1, Hope 1, Tulloch 1
Titans 40, Opponents 27

TACKLES (Solo-Assists-Total)
Tulloch (121-48-169), Griffin (99-54-153), Hope (85-48-133), Verner (76-27-103), Finnegan (76-24-100), Witherspoon (65-34-99), Babin (56-37-93), Ford (38-29-67), Jones (36-25-61), McRath (45-15-60), Ball (32-27-59), Haye (30-22-52), Marks (27-23-50), Hayes (27-22-49), McCourty (36-9-45), Brown (18-17-35), Fuller (22-10-32), Douglas (14-16-30), Shaw (7-4-11), Morgan (6-4-10), Sheppard (4-5-9), Winborn (4-4-8), Gordon (2-2-4), Mouton (3-0-3), Allred (2-1-3)
Team Totals: 931-507-1,438

USUAL STARTING LINEUP

OFFENSE
WR Nate Washington (85)
LT Michael Roos (71)
LG Leroy Harris (64)
C Eugene Amano (54)
RG Jake Scott (73)
RT David Stewart (76)
TE Craig Stevens (88)/Bo Scaife (80)
WR Justin Gage (12)/Kenny Britt (18)
FB Ahmard Hall (45)
QB Vince Young (10)/Kerry Collins (5)
RB Chris Johnson (28)

DEFENSE
LE Jason Babin (93)
LT Jason Jones (91)
RT Tony Brown (97)
RE Dave Ball (98)
LLB Gerald McRath (51)
MLB Stephen Tulloch (55)
RLB Will Witherspoon (92)
LCB Alterraun Verner (20)
RCB Cortland Finnegan (31)
SS Chris Hope (24)
FS Michael Griffin (33)

SPECIALISTS
K Rob Bironas (2)
P Brett Kern (6)
PR/PR Marc Mariani (83)

Pro Bowl
All-Pro

GM: Mike Reinfeldt; **Head Coach:** Jeff Fisher
Asst. Coaches: Mike Heimerdinger (off. coord.), Chuck Cecil (def. coord.), Craig Johnson (asst. head coach/RB), Dave McGinnis (asst. head coach/LB), Steve Watterson (asst. head coach/strength & conditioning), Marty Galbraith (ST asst.), Fred Graves (WR), Tim Hauck (asst. secondary), Dowell Loggains (QB/passing game), Alan Lowry (ST), Mike Munchak (OL), Marcus Robertson (secondary), Rayna Stewart (def. asst./qual ctl.), Jim Washburn (DL), Richie Wessman (qual. control/off.), John Zernhelt (TE)

AMERICAN FOOTBALL CONFERENCE STANDINGS

AFC EAST	W	L	T	Pct
New England	14	2	0	.875
* New York Jets	11	5	0	.688
Miami	7	9	0	.438
Buffalo	4	12	0	.250
AFC NORTH	W	L	T	Pct
Pittsburgh	12	4	0	.750
* Baltimore	12	4	0	.750
Cleveland	5	11	0	.313
Cincinnati	4	12	0	.250
AFC SOUTH	W	L	T	Pct
Indianapolis	10	6	0	.625
Jacksonville	8	8	0	.500
Houston	6	10	0	.375
Tennessee	6	10	0	.375
AFC WEST	W	L	T	Pct
Kansas City	10	6	0	.625
San Diego	9	7	0	.563
Oakland	8	8	0	.500
Denver	4	12	0	.250

NATIONAL FOOTBALL CONFERENCE STANDINGS

NFC EAST	W	L	T	Pct
Philadelphia	10	6	0	.625
New York Giants	10	6	0	.625
Dallas	6	10	0	.375
Washington	6	10	0	.375
NFC NORTH	W	L	T	Pct
Chicago	11	5	0	.688
* Green Bay	10	6	0	.625
Detroit	6	10	0	.375
Minnesota	6	10	0	.375
NFC SOUTH	W	L	T	Pct
Atlanta	13	3	0	.813
* New Orleans	11	5	0	.688
Tampa Bay	10	6	0	.625
Carolina	2	14	0	.125
NFC WEST	W	L	T	Pct
Seattle	7	9	0	.438
St. Louis	7	9	0	.438
San Francisco	6	10	0	.375
Arizona	5	11	0	.313

* Wild Card for Playoffs

2009 SEASON (8-8 REGULAR SEASON, 0-0 PLAYOFFS) • 3RD PLACE AFC SOUTH

DATE	OPPONENT	SCORE	W/L	ATT
Sep. 10	at Pittsburgh	10-13*	L	65,110
Sep. 20	HOUSTON	31-34	L	69,143
Sep. 27	at NY Jets	17-24	L	75,863
Oct. 4	at Jacksonville	17-37	L	49,014
Oct. 11	INDIANAPOLIS	9-31	L	69,143
Oct. 18	at New England	0-59	L	68,756
Oct. 25	BYE			
Nov. 1	JACKSONVILLE	30-13	W	69,143
Nov. 8	at San Francisco	34-27	W	69,732
Nov. 15	BUFFALO	41-17	W	69,143
Nov. 23	at Houston	20-17	W	71,153
Nov. 29	ARIZONA	20-17	W	69,143
Dec. 6	at Indianapolis	17-27	L	66,321
Dec. 13	ST. LOUIS	47-7	W	69,143
Dec. 20	MIAMI	27-24*	W	69,143
Dec. 25	SAN DIEGO	17-42	L	69,143
Jan. 3	at Seattle	17-13	W	67,002

	TITANS	OPP				
Total First Downs	288	323				
Rushing	115	89				
Passing	154	210				
Penalty	19	24				
3rd Down: Made/Att	89/214	89/218				
3rd Down Pct.	41.6	40.8				
4th Down: Made/Att	12/22	12/17				
4th Down Pct.	54.5	70.6				
Possession Avg.	28:27	31:33				
Total Net Yards	5623	5850				
Avg. Per Game	351.4	365.6				
Total Plays	990	1038				
Avg. Per Play	5.7	5.6				
Net Yards Rushing	2592	1711				
Avg. Per Game	162.0	106.9				
Total Rushes	499	402				
Net Yards Passing	3031	4139				
Avg. Per Game	189.4	258.7				
Sacked/Yards Lost	15/73	32/224				
Gross Yards	3104	4363				
Att./Completions	476/271	604/404				
Completion Pct.	56.9	66.9				
Had Intercepted	15	20				
Punts/Average	69/43.4	76/44.3				
Net Punting Avg.	69/38.7	76/39.5				
Penalties/Yards	98/821	94/724				
Fumbles/Ball Lost	27/16	20/7				
Touchdowns	39	48				
Rushing	19	16				
Passing	16	31				
Returns	4	1				
BY PERIODS	1	2	3	4	OT	PTS
Titans	77	103	67	104	3	354
Opponents	82	169	77	71	3	402

SCORING	TD	RU	PA	RT	PAT	FG	S	TP
Bironas	0	0	0	0	37/37	27/32	0	118
Johnson	16	14	2	0	0	0	0	98
Washington	6	0	6	0	0	0	0	36
Britt	3	0	3	0	0	0	0	18
Gage	3	0	3	0	0	0	0	18
Fuller	2	0	0	2	0	0	0	12
White	2	2	0	0	0	0	0	12
Young	2	2	0	0	0	0	0	12
Collins	1	1	0	0	0	0	0	6
Crumpler	1	0	1	0	0	0	0	6
Finnegan	1	0	0	1	0	0	0	6
Hood	1	0	0	1	0	0	0	6
Scaife	1	0	1	0	0	0	0	6
Titans	39	19	16	4	37/37	27/32	0	354
Opp.	48	16	31	1	46/47	22/27	0	402

2-Pt Conversions: Johnson, Titans 1-2, Opponents 1-1

FUM/Lost: Young 8/2, Mouton 4/2, Collins 3/2, Johnson 3/3, Hall 2/2, Britt 1/1, Crumpler 1/1, Finnegan 1/0, Pearman 1/1, Scaife 1/1, Washington 1/0, White 1/1

RUSHING	No	Yds	Avg	Lg	TD
Johnson	358	2006	5.6	91t	14
Young	55	281	5.1	44	2
White	64	222	3.5	11	2
Ringer	8	48	6.0	32	0
Collins	11	15	1.4	10t	1
Washington	2	15	7.5	14	0
Hall	1	5	5.0	5	0
Team	499	2592	5.2	91t	19
Opponents	402	1711	4.3	80t	16

PASSING	Att	Cmp	Pct	Yards	Yds/Att	TD	Int	Lg	Sk/Yds	Rating
Young	259	152	58.7	1879	7.25	10	7	66t	9/36	82.8
Collins	216	119	55.1	1225	5.67	6	8	69t	6/37	65.5
Johnson	1	0	0.0	0	0.00	0	0	---	0/0	39.6
Team	476	271	56.9	3104	6.52	16	15	69t	15/73	74.8
Opponents	604	404	66.9	4363	7.22	31	20	72t	32/224	91.2

RECEIVING	No	Yds	Avg	Lg	TD
Johnson	50	503	10.1	69t	2
Washington	47	569	12.1	35	6
Scaife	45	440	9.8	27	1
Britt	42	701	16.7	57	3
Gage	28	383	13.7	49	3
Crumpler	27	222	8.2	27	1
Hall	12	79	6.6	15	0
Cook	9	74	8.2	17	0
Hawkins	7	110	15.7	32	0
White	3	14	4.7	7	0
M. Jones	1	9	9.0	9	0
Team	271	3104	11.5	69t	16
Opponents	404	4363	10.8	72t	31

INTERCEPTIONS	No	Yds	Avg	Lg	TD
Finnegan	5	194	38.8	80	1
Hood	3	91	30.3	43	1
Fuller	3	71	23.7	45t	2
Bulluck	3	45	15.0	23	0
Hope	3	24	8.0	24	0
Harper	1	4	4.0	4	0
Griffin	1	3	3.0	3	0
McRath	1	1	1.0	1	0
Team	20	433	21.7	80	4
Opponents	15	121	8.1	26	0

PUNTING	No	Yds	Avg	Net	TB	In	Lg	B
Kern LG	64	2910	45.5	38.5	10	27	67	0
Kern TM	37	1665	45.0	41.4	4	18	67	0
Hodges TM	22	868	39.5	31.8	2	1	50	0
Hentrich	9	422	46.9	44.1	0	3	60	0
Bironas	1	40	40.0	40.0	0	0	40	0
Team	69	2995	43.4	38.7	6	22	67	0
Opponents	76	3364	44.3	39.5	7	32	64	0

PUNT RETURNS	No	FC	Yds	Avg	Lg	TD
Pearman	11	8	112	10.2	18	0
Kaesviharn	9	8	34	3.8	10	0
Mouton	6	3	37	6.2	15	0
Finnegan	4	1	14	3.5	11	0
M. Jones	3	2	23	7.7	15	0
Team	33	22	220	6.7	18	0
Opponents	29	17	208	7.2	37	0

KICKOFF RETURNS	No	Yds	Avg	Lg	TD
Britt	24	523	21.8	56	0
M. Jones	13	264	20.3	27	0
Ringer	9	181	20.1	25	0
Pearman	8	174	21.8	27	0
Griffin	6	143	23.8	31	0
Crumpler	3	20	6.7	15	0
McCourty	3	72	24.0	27	0
Hall	1	12	12.0	12	0
Mouton	1	14	14.0	14	0
Stevens	1	14	14.0	14	0
Team	69	1417	20.5	56	0
Opponents	71	1714	24.1	99t	1

FIELD GOALS	1-19	20-29	30-39	40-49	50+
Bironas	0/0	8/8	4/6	10/12	5/6
Team	0/0	8/8	4/6	10/12	5/6
Opponents	0/0	9/9	8/9	4/6	1/3

Bironas/Titans: (37N,31B,45G) (40G) (38G) (29G) (49G,43G,46G) () (48G,25G,45G) (21G,28G) (38G,60N,51G) (50G,49N,53G) (52G,24G) (20G) (27G,34G,36G,50G) (24G,46G) (46G) (47N,47G)

Opponents: (32G,33G) (38G,23G) (30G) (22G,50G,55N,33G) (23G) (39N,33G) () (40G,25G) (25G) (49N,26G,49N) (41G) (43G,52N,36G) () (23G,28G,45G) () (35G,20G)

SACKS
Ford 5.5, T. Brown 5, Hayes 4, J. Jones 4, Vanden Bosch 3, Hope 2, Tulloch 2, Fuller 1, Griffin 1, Kearse 1, Marks 1, Thornton 1, (group) 1, Hays 0.5
Titans 32, Opponents 15

TACKLES (Solo-Assists-Total)
Tulloch (95-37-132), Bulluck (83-35-118), Griffin (62-46-108), Hope (70-25-95), Vanden Bosch (41-45-86), W. Hayes (51-31-82), Harper (69-8-77), Finnegan (57-19-76), Brown (36-25-61), Thornton (46-14-60), J. Hayes (29-26-55), Vickerson (24-25-49), Ball (19-19-38), Ford (22-16-38), McRath (25-13-38), Fuller (25-8-33), McCourty (20-10-30), Marks (9-14-23), J. Jones (15-6-21), Hood (14-4-18), Mouton (9-8-17), Allred (6-9-15), Kaesviharn (10-3-13), Kearse (5-6-11), C. Williams (5-2-7), Amato (0-0-0), Keglra (0-0-0), Nickey (0-0-0)
Team Totals: 847-454-1,301

USUAL STARTING LINEUP	
OFFENSE	
WR	Nate Washington (85)
LT	Michael Roos (71)
LG	Eugene Amaco (54)
C	Kevin Mawae (68)
RG	Jake Scott (73)
RT	David Stewart (76)
TE	Bo Scaife (80)/Alge Crumpler (83)
WR	Justin Gage (12)
FB	Ahmad Hall (45)
QB	Vince Young (10)
RB	Chris Johnson (28)
DEFENSE	
LE	William Hayes (95)
LT	Jovan Haye (75)
RT	Tony Brown (97)
RE	Kyle Vanden Bosch (93)
LLB	David Thornton (50)
MLB	Stephen Tulloch (55)
RLB	Keith Bulluck (53)
LCB	Nick Harper (20)
RCB	Cortland Finnegan (31)
SS	Chris Hope (24)
FS	Michael Griffin (33)

SPECIALISTS	
K	Rob Bironas (2)
P	Brett Kern (6)

Pro Bowl
All-Pro

GM: Mike Reinfeldt; **Head Coach:** Jeff Fisher
Asst. Coaches: Mike Heimerdinger (off. coord.), Chuck Cecil (def. coord.), Dave McGinnis (asst. head coach/LB), Steve Watterson (asst. head coach/strength & conditioning), Earnest Byner (RB), Marty Galbraith (ST asst.), Fred Graves (WR), Tim Hauck (asst. secondary), Craig Johnson (QB), Dowell Loggains (off. qual. ctl.), Alan Lowry (ST), Mike Munchak (OL), Marcus Robertson (secondary), Rayna Stewart (def. asst./qual. ctl.), Jim Washburn (DL), Richie Wessman (off. asst.), John Zernelt (TE)

AMERICAN FOOTBALL CONFERENCE STANDINGS				
AFC EAST				
	W	L	T	Pct
New England	10	6	0	.625
* N.Y. Jets	9	7	0	.563
Miami	7	9	0	.438
Buffalo	6	10	0	.375
AFC NORTH				
	W	L	T	Pct
Cincinnati	10	6	0	.625
* Baltimore	9	7	0	.563
Pittsburgh	9	7	0	.563
Cleveland	5	11	0	.313
AFC SOUTH				
	W	L	T	Pct
Indianapolis	14	2	0	.875
Houston	9	7	0	.563
Tennessee	8	8	0	.500
Jacksonville	7	9	0	.438
AFC WEST				
	W	L	T	Pct
San Diego	13	3	0	.813
Denver	8	8	0	.500
Oakland	5	11	0	.313
Kansas City	4	12	0	.250

NATIONAL FOOTBALL CONFERENCE STANDINGS				
NFC EAST				
	W	L	T	Pct
Dallas	11	5	0	.688
* Philadelphia	11	5	0	.688
N.Y. Giants	8	8	0	.500
Washington	4	12	0	.250
NFC NORTH				
	W	L	T	Pct
Minnesota	12	4	0	.813
* Green Bay	11	5	0	.688
Chicago	7	9	0	.438
Detroit	2	14	0	.125
NFC SOUTH				
	W	L	T	Pct
New Orleans	13	3	0	.813
Atlanta	9	7	0	.563
Carolina	8	8	0	.500
Tampa Bay	3	13	0	.188
NFC WEST				
	W	L	T	Pct
Arizona	10	6	0	.625
San Francisco	8	8	0	.500
Seattle	5	11</		

2008 SEASON (13-3 REGULAR SEASON, 0-1 PLAYOFFS) • 1ST PLACE AFC SOUTH

DATE	OPPONENT	SCORE	W/L	ATT
Sep. 7	JACKSONVILLE	17-10	W	69,143
Sep. 14	at Cincinnati	24-7	W	65,540
Sep. 21	HOUSTON	31-12	W	69,143
Sep. 28	MINNESOTA	30-17	W	69,143
Oct. 5	at Baltimore	13-10	W	71,131
Oct. 12	BYE			
Oct. 19	at Kansas City	34-10	W	74,200
Oct. 27	INDIANAPOLIS	31-21	W	69,143
Nov. 2	GREEN BAY	19-16*	W	69,143
Nov. 9	at Chicago	21-14	W	62,124
Nov. 16	at Jacksonville	24-14	W	65,258
Nov. 23	NY JETS	13-34	L	69,143
Nov. 27	at Detroit	47-10	W	60,112
Dec. 7	CLEVELAND	28-9	W	69,143
Dec. 14	at Houston	12-13	L	70,831
Dec. 21	PITTSBURGH	31-14	W	69,143
Dec. 28	at Indianapolis	0-23	L	66,721
Jan. 10	BALTIMORE	10-13	L	69,143

* Overtime

	TITANS	OPP
Total First Downs	268	276
Rushing	108	81
Passing	143	166
Penalty	17	29
3rd Down: Made/Att	78/216	79/226
3rd Down Pct.	36.1	35.0
4th Down: Made/Att	5/11	8/18
4th Down Pct.	45.5	44.4
Possession Avg.	29:09	30:51
Total Net Yards	5018	4698
Avg. Per Game	313.6	293.6
Total Plays	973	1022
Avg. Per Play	5.2	4.6
Net Yards Rushing	2199	1502
Avg. Per Game	137.4	93.9
Total Rushes	508	403
Avg. Per Play	4.3	3.7
Net Yards Passing	2819	3196
Avg. Per Game	176.2	199.8
Sacked/Yards Lost	12/83	44/262
Gross Yards	2902	3458
Att./Comp.	453/265	575/342
Completion Pct.	58.5	59.5
Had Intercepted	9	20
Punts/Average	87/42.8	87/42.3
Net Punting Avg.	36.5	36.2
Penalties/Yards	108/855	93/750
Fumbles/Ball Lost	18/8	28/11
Touchdowns	41	25
Rushing	24	12
Passing	13	12
Returns	4	1

BY PERIODS	1	2	3	4	OT	PTS
Titans	63	119	67	123	3	375
Opponents	49	87	34	64	0	234

SCORING	TD	RU	PA	RT	PAT	FG	S	TP
Bironas	0	0	0	0	40/40	29/33	0	127
White	15	15	0	0	0/0	0/0	0	90
Johnson	10	9	1	0	0/0	0/0	0	60
Gage	6	0	0	0	0/0	0/0	0	36
Hall	2	0	2	0	0/0	0/0	0	14
Scaife	2	0	2	0	0/0	0/0	0	12
Griffin	1	0	2	1	0/0	0/0	0	6
Ball	1	0	0	1	0/0	0/0	0	6
Jones	1	0	1	0	0/0	0/0	0	6
Finnegan	1	0	0	1	0/0	0/0	0	6
Bulluck	1	0	0	1	0/0	0/0	0	6
Crumpler	1	0	1	0	0/0	0/0	0	6
Titans	41	24	13	4	40/40	29/33	0	375
Opponents	25	12	12	1	24/24	20/30	0	234

2-point conversions: Hall, Titans 1-1, Opponents 0-1

FUM/LOST: Collins 5/1, Carr 2/0, McCareins 2/2, Young 2/0, Crumpler 1/0, Hall 1/1, Henrich 1/1, C. Johnson 1/1, Mawae 1/1, Scaife 1/0, White 1/1

RUSHING	No	Yds	Avg	Lg	TD
Johnson	251	1228	4.9	66t	9
White	200	773	3.9	80t	15
Ganther	9	61	6.8	22	0
Collins	25	49	2.0	17	0
Jones	2	35	17.5	28	0
Young	8	27	3.4	8	0
Hall	8	21	2.6	6	0
McCareins	2	8	4.0	4	0

PASSING	Att	Cmp	Pct	Yards	Yds/Att	TD	Int	Lg	Sk/Yds	Rating
K.Collins	415	242	58.3	2676	6.4	12	7	56t	8/60	80.2
V.Young	36	22	61.1	219	6.1	1	2	54	3/13	64.5
C.Simms	2	1	50.0	7	3.5	0	0	7	1/10	78.8
Titans	453	265	58.5	2902	6.4	13	9	56t	12/83	78.8
Opponents	575	342	59.5	3458	6.0	12	20	65	44/262	69.2

Henry	1	3	3.0	3	0
Henrich	2	-6	-3.0	0	0
Titans	508	2199	4.3	80t	24
Opponents	403	1502	3.7	61t	12

RECEIVING	No	Yds	Avg	Lg	TD
Scaife	58	561	9.7	44	2
Johnson	43	260	6.0	25	1
Jones	41	449	11.0	40	1
Gage	34	651	19.1	56t	6
McCareins	30	412	13.7	37	0
Crumpler	24	257	10.7	28	1
Hall	13	138	10.6	54	2
Hawkins	7	68	9.7	19	0
Ganther	6	43	7.2	15	0
White	5	16	3.2	7	0
Davis	2	31	15.5	21	0
Stevens	1	9	9.0	9	0
Williams	1	7	7.0	7	0
Titans	265	2902	11.0	56t	13
Opponents	342	3458	10.1	65	12

INTERCEPTIONS	No	Yds	Avg	Lg	TD
Griffin	7	172	24.6	83t	1
Finnegan	5	100	20.0	99t	1
Hope	4	53	13.3	39	0
Harper	2	11	5.5	15.0	0
Ball	1	15	15.0	15t	1
Carr	1	0	0.0	0	0
Titans	20	351	17.6	99t	3
Opponents	9	88	9.8	33	0

PUNTING	No	Yds	Avg	Net	TB	In	Lg	B
Henrich	87	3725	42.8	36.5	13	27	75	0
Titans	87	3725	42.8	36.5	13	27	75	0
Opponents	87	3676	42.3	36.2	10	28	66	1

PUNT RETURNS	No	FC	Yds	Avg	Lg	TD
Carr	32	20	323	10.1	44	0
Davis	2	1	6	3.0	9	0
Titans	34	21	329	9.7	44	0
Opponents	32	20	290	9.1	34	0

KICKOFF RETURNS	No	Yds	Avg	Lg	TD
Carr	35	984	28.1	52	0
Hawkins	7	130	18.6	23	0
Davis	4	119	29.8	33	0
Griffin	2	32	16.0	28	0
Hall	2	21	10.5	13	0
Johnson	1	17	17.0	17	0
Stevens	1	16	16.0	16	0
Titans	52	1319	25.4	52	0
Opponents	61	1524	25.0	59	0

FIELD GOALS	1-19	20-29	30-39	40-49	50+
Bironas	0-0	6-6	7-7	15-19	1-1
Titans	0-0	6-6	7-7	15-19	1-1
Opponents	0-0	9-10	6-10	4-8	1-2

Bironas/Titans: (47G) (34G) (44G) (20G, 32G, 49G) (35G, 26G) (49G, 46G) (34G, 44G, 43N, 48G) (31G, 25G, 22G, 47N, 41G) (49N) (32G) (43G, 49G) (49G, 41G, 45G, 43G) () (26G, 23G, 51G, 34G) (42G) (48N)

Opponents: (37N,27G) (37N) (44G, 24G) (42G, 48N) (38G, 45N) (39N, 50N, 26G) () (23G, 25G, 38G) (48B) () (20G, 30G) (53G) (47G, 41G, 44N, 39G) (32G, 26N, 24G) (33N) (28G, 21G, 38G)

SACKS
Haynesworth 8.5, Ford 7, J. Jones 5, Ball 4.5, Vanden Bosch 4.5, Brown 4, Kearse 3.5, Vickerson 1.5, Finnegan 1, Griffin 1, Hayes 1, Hope 1, Tulloch 1, Bulluck 0.5
Titans 44, Opponents 12

TACKLES (Solo-Assists-Total)
Bulluck (83-37-120), Tulloch (62-36-98), Hope (71-22-93), Thornton (63-30-93), Griffin (49-32-81), Harper (70-10-80), Finnegan (61-18-79), Haynesworth (45-30-75), Brown (41-32-73), Ball (22-29-51), Jones (28-21-49), Kearse (35-13-48), Vanden Bosch (16-30-46), Ford (27-18-45), Fuller (35-8-43), Carr (24-9-33), Fowler (14-13-27), Vickerson (10-13-23), Hayes (13-8-21), King (9-1-10), Allred (7-1-8), Nickey (3-3-6), Keglra (3-2-5), Stamer (1-1-2), Amato (0-0-0), Gordon (0-0-0), Hill (0-0-0), Williams (0-0-0)
Team Totals: 792-417-1209

USUAL STARTING LINEUP

OFFENSE

WR Justin McCareins (19)
LT Michael Roos (71)
 LG Eugene Amano (54)
C Kevin Mawae (68)
 RG Jake Scott (73)
 RT David Stewart (76)
 TE Alge Crumpler (83)
 WR Justin Gage (12)
 FB Ahmad Hall (45)
QB Kerry Collins (5)
RB Chris Johnson (28)

DEFENSE

LE Jevon Kearse (90)
 LT Tony Brown (97)
RT Albert Haynesworth (92)
 RE Kyle Vanden Bosch (93)
 LLB David Thornton (50)
 MLB Stephen Tulloch (55)
 RLB Keith Bulluck (53)
 LCB Nick Harper (20)
RCB Cortland Finnegan (31)
SS Chris Hope (24)
FS Michael Griffin (33)

SPECIALISTS

K Rob Bironas (2)
 P Craig Henrich (15)

Pro Bowl

All-Pro

GM: Mike Reinfeldt; **Head Coach:** Jeff Fisher
Asst. Coaches: Mike Heimerdinger (off. coord.), Jim Schwartz (def. coord.), Dave McGinnis (asst. head coach/LB), Bart Andrus (off. asst.), Matt Burke (def. asst./qual. ctl.), Earnest Byner (RB), Chuck Cecil (DB), Marty Galbraith (ST asst.), Fred Graves (WR), Craig Johnson (QB), Dowell Loggains (off. qual. ctl.), Alan Lowry (ST), Mike Munchak (OL), Marcus Robertson (asst. secondary), Jim Washburn (DL), Steve Watterson (asst. head coach/strength & conditioning), John Zernhelt (TE)

AMERICAN FOOTBALL CONFERENCE STANDINGS

AFC EAST	W	L	T	Pct
Miami	11	5	0	.688
New England	11	5	0	.688
N.Y. Jets	9	7	0	.563
Buffalo	7	9	0	.438
AFC NORTH	W	L	T	Pct
Pittsburgh	12	4	0	.750
* Baltimore	11	5	0	.688
Cincinnati	4	11	0	.281
Cleveland	4	12	0	.250
AFC SOUTH	W	L	T	Pct
Tennessee	13	3	0	.813
* Indianapolis	12	4	0	.750
Houston	8	8	0	.500
Jacksonville	5	11	0	.313
AFC WEST	W	L	T	Pct
San Diego	8	8	0	.500
Denver	8	8	0	.500
Oakland	5	11	0	.313
Kansas City	2	14	0	.125

NATIONAL FOOTBALL CONFERENCE STANDINGS

NFC EAST	W	L	T	Pct
N.Y. Giants	12	4	0	.

2007 SEASON (10-6 REGULAR SEASON, 0-1 PLAYOFFS) • 3RD PLACE AFC SOUTH

DATE	OPPONENT	SCORE	W/L	ATT
Sep. 9	at Jacksonville	13-10	W	65,437
Sep. 16	INDIANAPOLIS	20-22	L	69,143
Sep. 24	at New Orleans	31-14	W	70,002
Sep. 30	BYE			
Oct. 7	ATLANTA	20-13	W	69,143
Oct. 14	at Tampa Bay	10-13	L	65,347
Oct. 21	at Houston	38-36	W	70,734
Oct. 28	OAKLAND	13-9	W	69,143
Nov. 4	CAROLINA	20-7	W	69,143
Nov. 11	JACKSONVILLE	13-28	L	69,143
Nov. 19	at Denver	20-34	L	76,590
Nov. 25	at Cincinnati	6-35	L	65,489
Dec. 2	HOUSTON	28-20	W	69,143
Dec. 9	SAN DIEGO	17-23*	L	69,143
Dec. 16	at Kansas City	26-17	W	74,976
Dec. 23	N.Y. JETS	10-6	W	69,143
Dec. 30	at Indianapolis	16-10	W	57,202
Jan. 6	at San Diego	6-17	L	65,640

* Overtime

	TITANS	OPP
Total First Downs	306	268
Rushing	118	80
Passing	171	165
Penalty	17	23
3rd Down: Made/Att	89/217	97/230
3rd Down Pct.	41.0	42.2
4th Down: Made/Att	2/11	8/16
4th Down Pct.	18.2	50.0
Possession Avg.	31:38	28:22
Total Net Yards	4987	4665
Avg. Per Game	311.7	291.6
Total Plays	1037	978
Avg. Per Play	4.8	4.8
Net Yards Rushing	2109	1478
Avg. Per Game	131.8	92.4
Total Rushes	543	369
Avg. Per Play	3.9	4.0
Net Yards Passing	2878	3187
Avg. Per Game	179.9	199.2
Sacked/Yards Lost	30/199	40/241
Gross Yards	3077	3428
Att./Comp.	464/288	569/349
Completion Pct.	62.1	61.3
Had Intercepted	17	22
Punts/Average	73/41.9	81/44.6
Net Punting Avg.	36.5	37.6
Penalties/Yards	101/773	90/745
Fumbles/Ball Lost	32/17	26/12
Touchdowns	28	35
Rushing	17	11
Passing	9	21
Returns	2	3

BY PERIODS	1	2	3	4	OT	PTS
Titans	59	64	98	80	0	301
Opponents	65	78	64	84	6	297

SCORING	TD	RU	PA	RT	PAT	FG	S	TP
Bironas	0	0	0	0	28/28	35/39	0	133
White	7	7	0	0	0/0	0/0	0	42
C.Brown	5	5	0	0	0/0	0/0	0	30
R.Williams	4	0	4	0	0/0	0/0	0	24
Young	3	3	0	0	0/0	0/0	0	18
Henry	2	2	0	0	0/0	0/0	0	12
Jones	2	0	2	0	0/0	0/0	0	12
Fuller	2	0	0	2	0/0	0/0	0	12
Gage	2	0	2	0	0/0	0/0	0	12
Scaife	1	0	1	0	0/0	0/0	0	6
Titans	28	17	9	2	28/28	35/39	0	301
Opponents	35	11	21	3	31/33	18/25	0	297

2-Pt Conversions: Titans 0-0, Opponents 1-1

FUM/LOST: Young 10/3, Davis 6/3, White 5/5, Mawae 2/1, Scaife 2/2, Bell 1/1, C. Brown 1/1, Bulluck 1/0, Collins 1/1, Gage 1/0, Griffin 1/0, B. Jones 1/0, M. Williams (LG) 1/1

RUSHING	No	Yds	Avg	Lg	TD
White	303	1110	3.7	28	7
C.Brown	102	462	4.5	42	5
Young	93	395	4.2	21	3
Henry	31	119	3.8	24t	2
Jones	2	37	18.5	19	0
Davis	2	19	9.5	14	0
Hall	1	8	8.0	8	0
Barclay	1	3	3.0	3	0
Troupe	1	-1	-1.0	-1	0
Collins	3	-3	-1.0	-1	0

PASSING	Att	Cmp	Pct	Yards	Yds/Att	TD	Int	Lg	Sk/Yds	Rating
Young	382	238	62.3	2546	6.7	9	17	73	25/157	71.1
Collins	82	50	61.0	531	6.5	0	0	46	5/42	79.9
Titans	464	268	62.1	3077	6.6	9	17	73	30/199	72.6
Opponents	569	349	61.3	3428	6.0	21	22	69t	40/241	74.5

Hentrich	1	-8	-8.0	-8	0
Bell	1	-15	-15.0	-15	0
R.Williams	2	-17	-8.5	-6	0
Titans	543	2109	3.9	42	17
Opponents	369	1478	4.0	62t	11

RECEIVING	No	Yds	Avg	Lg	TD
Gage	55	750	13.6	73	2
R.Williams	55	719	13.1	48	4
Scaife	46	421	9.2	26	1
Moulds	32	342	10.7	46	0
Jones	21	248	11.8	35t	2
White	20	114	5.7	15	0
C.Brown	19	128	6.7	16	0
Hartstock	12	138	11.5	27	0
Hall	9	60	6.7	11	0
Henry	6	53	8.8	18	0
Troupe	5	47	9.4	13	0
Davis	5	38	7.6	13	0
Barclay	2	13	6.5	7	0
Ealy	1	6	6.0	6	0
Titans	288	3077	10.7	73	9
Opponents	349	3428	9.8	69t	21

INTERCEPTIONS	No	Yds	Avg	Lg	TD
Bulluck	5	63	12.6	35	0
Harper	3	62	20.7	32	0
Griffin	3	3	1.0	3	0
Fuller	2	137	68.5	76t	2
Hope	2	45	22.5	45	0
Lowry	2	18	9.0	17	0
Thornton	2	16	8.0	11	0
Finnegan	1	14	14.0	14	0
Hill	1	0	0.0	0	0
LaBoy	1	0	0.0	0	0
Titans	22	358	16.3	76t	2
Opponents	17	116	6.8	23	0

PUNTING	No	Yds	Avg	Net	TB	In	Lg	B
Hentrich	70	2939	42.0	36.5	6	24	66	0
Miller	3	121	40.3	37.0	0	1	52	0
Titans	73	3060	41.9	36.5	6	25	66	0
Opponents	81	3615	44.6	37.6	10	23	70	0

PUNT RETURNS	No	FC	Yds	Avg	Lg	TD
Davis	31	12	293	9.5	39	0
Jones	6	0	29	4.8	13	0
Barclay	3	1	34	11.3	19	0
Finnegan	2	3	11	5.5	9	0
Titans	42	16	367	8.7	39	0
Opponents	31	16	274	8.8	80t	1

KICKOFF RETURNS	No	Yds	Avg	Lg	TD
Griffin	18	422	23.4	48	0
Barclay	14	304	21.7	37	0
Henry	13	272	20.9	46	0
Davis	2	37	18.5	19	0
Troupe	2	21	10.5	12	0
Lowry	1	15	15.0	15	0
Hartsock	1	14	14.0	14	0
Cramer	1	13	13.0	13	0
Titans	52	1098	21.1	48	0
Opponents	58	1404	24.2	76	0

FIELD GOALS	1-19	20-29	30-39	40-49	50+
Bironas	0-0	10-12	12-12	9-10	4-5
Titans	0-0	10-12	12-12	9-10	4-5
Opponents	0-0	7-8	5-6	3-5	3-6

Bironas/Titans: (20G, 31G), (30G, 36G), (33G, 27N), (30G, 40G, 47N), (48G), (52G, 25G, 21G, 30G, 28G, 43G, 29G, 29G), (35G, 23G), (47G, 53G), (36G, 49G), (56G, 37G), (28G, 23G), (53N), (44G, 29N), (37G, 37G, 40G, 25G), (46G) (40G, 54G, 33G)
 Opponents: (22G), (22G, 39G, 20G, 36N), (1), (32G, 53N, 28G, 48N, 50N), (23G, 43G), (1), (50G, 43G, 54G), (40N), (1), (21G, 39G), (26N), (45G, 50G), (20G), (36G), (51N), (37G)

SACKS
 Vanden Bosch 12.0, Odom 8.0, Haynesworth 6.0, LaBoy 6.0, T.Brown 4.0, Finnegan 1.0, Fuller 1.0, Nickey 1.0, Thornton 1.0
Titans 40.0, Opponents 30.0

TACKLES (Solo-Assists-Total)
 Thornton (97-43-140), Vanden Bosch (65-50-115), Bulluck (75-34-109), Finnegan (84-25-109), T.Brown (46-37-83), Harper (75-5-80), Fowler (42-31-73), Haynesworth (41-28-69), Hope (39-21-60), Lowry (41-20-61), Griffin (34-15-49), Odom (24-20-44), Starks (21-18-39), Tulloch (28-8-36), Fuller (27-8-35), LaBoy (15-5-20), Hill (13-1-14), Fisher (5-4-9), Veal (4-4-8), King (5-2-7), Conover (2-2-4), Herndon (3-0-3), Vickerson (2-1-3),

Gardner (1-0-1), Nickey (1-0-1), Simon (0-1-1), Amato (0-0-0), Mahelona (0-0-0), Woods (0-0-0)
Team Totals: 790-383-1173

USUAL STARTING LINEUP

OFFENSE

WR	Roydell Williams (86)
LT	Michael Roos (71)
LG	Jacob Bell (60)
C	Kevin Mawae (68)
RG	Benji Olson (75)
RT	David Stewart (76)
TE	Bo Scaife (80)
WR	Justin Gage (12)
TE	Ben Hartsock (88)
QB	Vince Young (10)
RB	LenDale White (25)

DEFENSE

LE	Antwan Odom (98)
LT	Tony Brown (97)
RT	Albert Haynesworth (92)
RE	Kyle Vanden Bosch (93)
LLB	David Thornton (50)
MLB	Ryan Fowler (52)
RLB	Keith Bulluck (53)
LCB	Nick Harper (20)
RCB	Cortland Finnegan (31)
SS	Chris Hope (24)
FS	Michael Griffin (33)

SPECIALISTS

K	Rob Bironas (2)
P	Craig Hentrich (15)

Pro Bowl

All-Pro

GM: Mike Reinfeldt; Head Coach: Jeff Fisher
 Asst. Coaches: Norm Chow (off. coord.), Jim Schwartz (def. coord.), Dave McGinnis (Asst. head coach/LB), Sherman Smith (Asst. head coach/RB), Matt Burke (def. asst.), Chuck Cecil (DB), Marty Galbraith (ST asst.), Fred Graves (WR), Craig Johnson (QB), Alan Lowry (ST), Mike Munchak (OL), Marcus Robertson (Asst. Secondary), Jim Washburn (DL), Steve Watterson (strength & rehab.), John Zernhelt (TE)

AMERICAN FOOTBALL CONFERENCE STANDINGS

AFC EAST	W	L	T	Pct
New England	16	0	0	1.000
Buffalo	7	9	0	.438
N.Y. Jets	4	12	0	.259
Miami	1	15	0	.063
AFC NORTH	W	L	T	Pct
Pittsburgh	10	6	0	.625
Cleveland	10	6	0	.625
Cincinnati	7	9	0	.438
Baltimore	5	11	0	.313
AFC SOUTH	W	L	T	Pct
Indianapolis	13	3	0	.813
* Jacksonville	11	5	0	.688
* Tennessee	10	6	0	.625
Houston	8	8	0	.500
AFC WEST	W	L	T	Pct
San Diego	11	5	0	.688
Denver	7	9	0	.438
Kansas City	4	12	0	.250
Oakland	4	12	0	.250

NATIONAL FOOTBALL CONFERENCE STANDINGS

NFC EAST	W	L	T	Pct
Dallas	13	3	0	.667
* N.Y. Giants	10	6	0	.625
* Washington	9	7	0	.563
Philadelphia	8	8	0	.500
NFC NORTH	W	L	T	Pct
Green Bay	13	3	0	.813
Minnesota	8	8	0	.500
Detroit	7	9	0	.438
Chicago	7	9	0	.438
NFC SOUTH	W	L </		

2006 SEASON (8-8 REGULAR SEASON, 0-0 PLAYOFFS) • 2ND PLACE AFC SOUTH

DATE	OPPONENT	SCORE	W/L	ATT
Sep. 10	N.Y. JETS	16-23	L	69,143
Sep. 17	at San Diego	7-40	L	64,344
Sep. 24	at Miami	10-13	L	72,733
Oct. 1	DALLAS	14-45	L	69,143
Oct. 8	at Indianapolis	13-14	L	57,021
Oct. 15	at Washington	25-22	W	88,550
Oct. 22	BYE			
Oct. 29	HOUSTON	28-22	W	69,143
Nov. 5	at Jacksonville	7-37	L	66,524
Nov. 12	BALTIMORE	26-27	L	69,143
Nov. 19	at Philadelphia	31-13	W	69,232
Nov. 26	N.Y. GIANTS	24-21	W	69,143
Dec. 3	INDIANAPOLIS	20-17	W	69,143
Dec. 10	at Houston	26-20*	W	70,760
Dec. 17	JACKSONVILLE	24-17	W	69,143
Dec. 24	at Buffalo	30-29	W	54,765
Dec. 31	NEW ENGLAND	23-40	L	69,143

	TITANS	OPP
Total First Downs	261	329
Rushing	105	121
Passing	133	181
Penalty	23	27
3rd Down: Made/Att	67/205	90/221
3rd Down Pct.	32.7	40.7
4th Down: Made/Att	7/17	10/17
4th Down Pct.	41.2	58.8
Possession Avg.	27:17	32:43
Total Net Yards	4810	5915
Avg. Per Game	300.6	369.7
Total Plays	945	1062
Avg. Per Play	5.1	5.6
Net Yards Rushing	2214	2313
Avg. Per Game	138.4	144.6
Total Rushes	469	506
Avg. Per Play	4.7	4.6
Net Yards Passing	2596	3602
Avg. Per Game	162.3	225.1
Sacked/Yards Lost	29/152	26/148
Gross Yards	2748	3750
Att./Comp.	447/226	530/335
Completion Pct.	50.6	63.2
Had Intercepted	19	17
Punts/Average	88/42.7	68/42.5
Net Punting Avg.	37.3	34.4
Penalties/Yards	94/803	102/906
Fumbles/Ball Lost	29/7	19/11
Touchdowns	36	46
Rushing	15	20
Passing	13	24
Returns	8	2

BY PERIODS	1	2	3	4	OT	PTS
Titans	52	87	81	98	6	324
Opponents	84	116	85	115	0	400

SCORING	TD	RU	PA	RT	PAT	FG	S	TP
Bironas	0	0	0	0	32/32	22/28	0	98
Henry	7	7	0	0	0/0	0/0	0	44
Young	7	7	0	0	0/0	0/0	0	44
A.Jones	4	0	0	4	0/0	0/0	0	24
B.Jones	4	0	4	0	0/0	0/0	0	24
Bennett	3	0	3	0	0/0	0/0	0	20
Scaife	3	1	2	0	0/0	0/0	0	18
Troupe	2	0	2	0	0/0	0/0	0	12
Wade	2	0	2	0	0/0	0/0	0	12
T.Brown	1	0	0	1	0/0	0/0	0	6
Bulluck	1	0	0	1	0/0	0/0	0	6
Hope	1	0	0	1	0/0	0/0	0	6
Finnegan	1	0	0	1	0/0	0/0	0	6
Titans	36	15	13	8	32/32	22/28	2	324
Opponents	46	20	24	2	41/44	27/33	0	400

2-Pt Conversions: Bennett, Henry, Young,
Titans 3-3, Opponents 1-2

RUSHING	No	Yds	Avg	Lg	TD
Henry	270	1211	4.5	70t	7
Young	83	552	6.7	39t	7
White	61	244	4.0	26	0
C.Brown	41	156	3.8	21	0
Hall	7	21	3.0	11	0
Scaife	1	13	13.0	13t	1
A.Jones	2	8	4.0	7	0
Roby	1	3	3.0	3	0
B.Jones	1	3	3.0	3	0

PASSING	Att	Cmp	Pct	Yards	Yds/Att	TD	Int	Lg	Sk/Yds	Rating
Young	357	184	51.5	2199	6.2	12	13	53	25/129	66.7
Collins	90	42	46.7	549	6.1	1	6	36	4/23	42.3
Titans	447	226	50.6	2748	6.1	13	19	53	29/152	61.8
Opponents	530	335	63.2	3750	7.1	24	17	68t	26/148	86.0

Givens	1	3	3.0	3	0
Nickey	1	0	0.0	0	0
Titans	469	2214	4.7	70t	15
Opponents	506	2313	4.6	73	20

RECEIVING	No	Yds	Avg	Lg	TD
Bennett	46	737	16.0	39	3
Wade	33	461	14.0	25	2
Scaife	29	370	12.8	34	2
B.Jones	27	384	14.2	53	4
Henry	18	78	4.3	12	0
Hall	15	138	9.2	28	0
White	14	60	4.3	13	0
Troupe	13	150	11.5	32	2
R.Williams	8	121	15.1	20	0
Givens	8	104	13.0	27	0
Hartsock	6	68	11.3	23	0
A.Jones	2	31	15.5	17	0
Roby	2	28	14.0	21	0
Cramer	2	8	4.0	6	0
C.Brown	2	4	2.0	4	0
Wallace	1	6	6.0	6	0
Titans	226	2748	12.2	53	13
Opponents	335	3750	11.2	68t	24

INTERCEPTIONS	No	Yds	Avg	Lg	TD
Hope	5	105	21.0	61t	1
A.Jones	4	130	32.5	83t	1
Thompson	3	14	4.7	11	0
Hill	2	20	10.0	11	0
Simron	1	13	13.0	13	0
Bulluck	1	0	0.0	0	0
Tulloch	1	0	0.0	0	0
Titans	17	282	16.6	83t	2
Opponents	19	250	13.2	55t	2

PUNTING	No	Yds	Avg	Net	TB	In	Lg	B
Hentrich	88	3760	42.7	37.3	10	32	73	0
Titans	88	3760	42.7	37.3	10	32	73	0
Opponents	68	2888	42.5	34.4	4	18	61	1

PUNT RETURNS	No	FC	Yds	Avg	Lg	TD
A.Jones	34	3	440	12.9	90t	3
Wade	3	3	27	9.0	18	0
Titans	37	6	467	12.6	90t	3
Opponents	33	24	278	8.4	39	0

KICKOFF RETURNS	No	Yds	Avg	Lg	TD
Wade	50	1194	23.9	48	0
A.Jones	20	521	26.1	70	0
Scaife	4	64	16.0	18	0
Cramer	3	37	12.3	21	0
White	1	14	14.0	14	0
Hartsock	1	5	5.0	5	0
Titans	79	1835	23.2	70	0
Opponents	58	1263	21.8	52	0

FIELD GOALS	1-19	20-29	30-39	40-49	50+
Bironas	0-0	10-11	7-7	4-8	1-2
Titans	0-0	10-11	7-7	4-8	1-2
Opponents	1-1	10-11	6-10	10-10	0-1

Bironas/Titans: () () (51N, 22G) (33G, 39G) (22G, 47G) (32G, 26G, 30G) () () (21G, 41N, 43B) (36G) (48N, 49G) (25G, 60G) (41G, 33G) (44N, 27G) (42G, 20G, 30G) (25G, 23N, 27G, 27G)
Opponents: (18G, 34N, 30N) (28G, 31G, 35G, 44G) (40G, 30N, 39G) (26N, 43G) () () (27G) (47G, 21G, 39G) (27G, 40G) (42G, 38G) () (53N, 20G) (49G, 46G) (43G) (21G, 36G, 45G, 21G, 24G) (28G, 26G, 33N)

SACKS
 Vanden Bosch 6.5, LaBoy 3.5, Starks 3.0, Bulluck 2.5,
 Haynesworth 2.0, Finnegan 2.0, T.Brown 1.5, Mahelona 1.0,
 A.Jones 1.0, Bockwoldt 1.0, Odom 0.5, Smith 0.5, Simron 0.5,
 Tulloch 0.5
Titans 26.0, Opponents 29.0

TACKLES (Solo-Assists-Total)
 Bulluck (107-54-161), Hope (99-29-128), Thornton (93-29-122),
 Vanden Bosch (67-51-118), Simron (67-38-105), Thompson (58-
 19-77), Smith (43-33-76), P.Jones (54-13-67), Hill (41-18-59),
 Haynesworth (34-25-59), Finnegan (47-10-57), LaBoy (31-26-
 57), Starks (36-20-56), T. Brown (33-18-51), Tulloch (23-14-37),
 Conover (12-9-21), Mahelona (12-9-21), Fuller (11-4-15), Odom
 (9-6-15), Bockwoldt (4-3-7), Scott (2-3-5), Woolfolk (4-0-4), Sav-
 age (2-2-4), Amato (2-1-3), Reynolds (2-0-2), Lowry (0-1-1)
Team Totals: 893-435-1328

USUAL STARTING LINEUP

OFFENSE
 WR Brandon Jones (81)
 LT Michael Roos (71)
 LG Jacob Bell (60)
 C Kevin Mawae (68)
 RG Benji Olson (75)
 RT David Stewart (76)
 TE Bo Scaife (80)
 WR Drew Bennett (83)
 FB Ahmad Hall (45)
QB Vince Young (10)
 RB Travis Henry (20)

DEFENSE
 LE Kyle Vanden Bosch (93)
 LT Robaire Smith (98)
 RT Albert Haynesworth (92)
 RE Travis LaBoy (91)
 LLB David Thornton (50)
 MLB Peter Simron (59)
 RLB Keith Bulluck (53)
 LCB Reynaldo Hill (21)
 RCB Pacman Jones (32)
 SS Chris Hope (24)
 FS Lamont Thompson (28)

SPECIALISTS

K Rob Bironas (2)
 P Craig Hentrich (15)

Pro Bowl

All-Pro

GM: Floyd Reese; **Head Coach:** Jeff Fisher
Asst. Coaches: Norm Chow (off. coord.), Jim Schwartz
 (def. coord.), Dave McGinnis (Asst. head coach/LLB),
 Sherman Smith (Asst. head coach/RB), Matt Burke (def.
 asst.), Chuck Cecil (S/nickel), Marty Galbraith (ST asst.),
 Craig Johnson (QB), Alan Lowry (ST), Mike Munchak (OL),
 Ray Sherman (WR), Jim Washburn (DL), Steve Watterson
 (strength & rehab.), Everett Withers (DB), John Zernhelt
 (TE)

AMERICAN FOOTBALL CONFERENCE STANDINGS

AFC EAST	W	L	T	Pct
New England	12	4	0	.750
* N.Y. Jets	10	6	0	.625
Buffalo	7	9	0	.438
Miami	6	10	0	.375
AFC NORTH	W	L	T	Pct
Baltimore	13	3	0	.812
Cincinnati	8	8	0	.500
Pittsburgh	8	8	0	.500
Cleveland	4	12	0	.250
AFC SOUTH	W	L	T	Pct
Indianapolis	12	4	0	.750
Tennessee	8	8	0	.500
Jacksonville	8	8	0	.500
Houston	6	10	0	.375
AFC WEST	W	L	T	Pct
San Diego	14	2	0	.875
* Kansas City	9	7	0	.562
Denver	9	7	0	.562
Oakland	2	14	0	.125

NATIONAL FOOTBALL CONFERENCE STANDINGS

NFC EAST	W	L	T	Pct
Philadelphia	10	6	0	.625
* Dallas	9	7	0	.562
* N.Y. Giants	8	8	0	.500
Washington	5	11	0	.312
NFC NORTH	W	L	T	Pct
Chicago	13	3	0	.812
Green Bay	8	8	0	.500
Minnesota	6	10	0	.375
Detroit	3	13	0	.188
NFC SOUTH	W	L	T	Pct
New Orleans	10	6	0	.625
Carolina	8	8	0	.500
Atlanta	7	9	0	.438
Tampa Bay	4	12	0	.250
NFC WEST	W	L	T	Pct
Seattle	9	7	0	.562
St. Louis	8	8	0	.500
San Francisco	7	9	0	.438
Arizona	5	11	0	.312

* Wild Card for Playoffs

2005 SEASON (4-12 REGULAR SEASON, 0-0 PLAYOFFS) • 3RD PLACE AFC SOUTH

DATE	OPPONENT	SCORE	W/L	ATT
Sep. 11	at Pittsburgh	7-34	L	62,931
Sep. 18	BALTIMORE	25-10	W	69,149
Sep. 25	at St. Louis	27-31	L	65,835
Oct. 2	INDIANAPOLIS	10-31	L	69,149
Oct. 9	at Houston	34-20	W	70,430
Oct. 16	CINCINNATI	23-31	L	69,149
Oct. 23	at Arizona	10-20	L	39,482
Oct. 30	OAKLAND	25-34	L	69,149
Nov. 6	at Cleveland	14-20	L	72,594
Nov. 13	BYE			
Nov. 20	JACKSONVILLE	28-31	L	69,149
Nov. 27	SAN FRANCISCO	33-22	W	69,149
Dec. 4	at Indianapolis	3-35	L	57,228
Dec. 11	HOUSTON	13-10	W	69,149
Dec. 18	SEATTLE	24-28	L	69,149
Dec. 24	at Miami	10-24	L	72,001
Jan. 1	at Jacksonville	13-40	L	65,485

* Overtime

	TITANS	OPP
Total First Downs	279	294
Rushing	72	89
Passing	191	180
Penalty	16	25
3rd Down: Made/Att	75/218	71/200
3rd Down Pct.	34.4	35.5
4th Down: Made/Att	9/31	7/11
4th Down Pct.	29.0	63.6
Possession Avg.	31:13	28:47
Total Net Yards	5122	5110
Avg. Per Game	320.1	319.4
Total Plays	1022	960
Avg. Per Play	5.0	5.3
Net Yards Rushing	1525	1894
Avg. Per Game	95.3	118.4
Total Rushes	397	449
Avg. Per Play	3.8	4.2
Net Yards Passing	3597	3216
Avg. Per Game	224.8	201.0
Sacked/Yards Lost	31/200	41/246
Gross Yards	3797	3462
Att./Comp.	594/358	470/296
Completion Pct.	60.3	63.0
Had Intercepted	14	9
Punts/Average	78/43.2	85/44.1
Net Punting Avg.	78/37.8	85/37.5
Penalties/Yards	125/1002	95/718
Fumbles/Ball Lost	27/12	20/11
Touchdowns	33	51
Rushing	8	12
Passing	20	33
Returns	5	6

BY PERIODS	1	2	3	4	OT	PTS
Titans	50	88	83	78	0	299
Opponents	79	132	108	102	0	421

SCORING	TD	RU	PA	RT	PAT	FG	S	TP
Bironas	0	0	0	0	30/32	23/29	0	99
Brown	7	5	2	0	0	0	0	42
Bennett	4	0	4	0	0	0	0	24
Troupe	4	0	4	0	0	0	0	24
B. Jones	2	0	2	0	0	0	0	12
Kinney	2	0	2	0	0	0	0	12
Odom	2	0	0	2	0	0	0	12
Payton	2	2	0	0	0	0	0	12
Scaife	2	0	2	0	0	0	0	12
R. Williams	2	0	2	0	0	0	0	12
Fleming	1	0	1	0	0	0	0	6
Hill	1	0	0	1	0	0	0	6
P. Jones	1	0	0	1	0	0	0	6
Kassell	1	0	0	1	0	0	0	6
McNair	1	1	0	0	0	0	0	6
Roby	1	0	1	0	0	0	0	6
Wade LG	1	0	0	1	0	0	0	6
Reynolds	0	0	0	0	0	1	2	
Titans	33	8	20	5	30/32	23/29	1	299
Opponents	51	12	33	6	48/49	21/27	0	421

2-pt Conversions: Titans 0-1, Opponents 2-2

RUSHING	No	Yds	Avg	Lg	TD
Brown	224	851	3.8	38t	5
Henry	88	335	3.8	29	0
McNair	32	139	4.3	19	1
Payton	33	105	3.2	15	2
Mauck	7	39	5.6	12	0
Nash	6	32	5.3	8	0

PASSING	Att	Cmp	Pct	Yards	Yds/Att	TD	Int	Lg	Sk/Yds	Rating
McNair	476	292	61.3	3161	6.64	16	11	57	20/134	82.4
Volek	88	50	56.8	474	5.39	4	2	55t	9/45	77.6
Mauck	27	15	55.6	136	5.04	0	1	17	1/8	53.9
Hentrich	2	1	50.0	26	13.0	0	0	26	0/0	95.8
Bennett	1	0	0.0	0	0.0	0	0	0	0/0	39.6
P. Jones	0	0	---	0	---	0	0	---	1/13	---
Titans	594	358	60.3	3797	6.39	20	14	57	31/200	80.3
Opponents	470	296	63.0	3462	7.37	33	9	63t	41/246	100.7

Roby	2	16	8.0	11	0
Bennett	1	3	3.0	3	0
Volek	1	3	3.0	3	0
B. Jones	1	1	1.0	1	0
Wade LG	1	1	1.0	1	0
Wade TM	1	1	1.0	1	0
Hentrich	1	0	0.0	0	0
Titans	397	1525	3.8	38t	8
Opponents	449	1894	4.2	52	12

RECEIVING	No	Yds	Avg	Lg	TD
Bennett	58	738	12.7	55t	4
Kinney	55	543	9.9	27	2
Troupe	55	530	9.6	35	4
Scaife	37	273	7.4	19	2
Brown	25	327	13.1	57	2
B. Jones	23	299	13.0	38t	2
Calico	22	191	8.7	18	0
R. Williams	21	299	14.2	50t	2
Roby	21	289	13.8	32	1
Wade LG	14	120	8.6	17	0
Wade TM	4	40	10.0	15	0
Henry	13	117	9.0	42	0
Fleming	10	69	6.9	18	1
Payton	6	30	5.0	9	0
Nash	3	14	4.7	7	0
Guenther	2	13	6.5	8	0
Nickey	1	26	26.0	26	0
Small	1	6	6.0	6	0
Roots	1	-7	-7.0	-7	0
Titans	358	3797	10.6	57	20
Opponents	296	3462	11.7	63t	33

INTERCEPTIONS	No	Yds	Avg	Lg	TD
Hill	3	88	29.3	52t	1
Bulluck	2	16	8.0	16	0
Kassell	1	21	21.0	21t	1
Woolfolk	1	3	3.0	3	0
T. Williams	1	1	1.0	1	0
Thompson	1	0	0.0	0	0
Titans	9	129	14.3	52t	2
Opponents	14	293	20.9	85t	4

PUNTING	No	Yds	Avg	Net TB	In	Lg	B
Hentrich	78	3371	43.2	37.8	14	21	59
Titans	78	3371	43.2	37.8	14	21	59
Opponents	85	3746	44.1	37.5	7	16	74

PUNT RETURNS	No	FC	Yds	Avg	Lg	TD
Wade LG	33	9	317	9.6	73t	1
P. Jones	29	8	272	9.4	52t	1
Thurman TM	9	5	31	3.4	11	0
B. Jones	5	0	75	15.0	32	0
Thompson	1	0	31	31.0	31	0
Ta. Williams	1	0	9	9.0	9	0
Titans	45	13	418	9.3	52t	1
Opponents	32	20	144	4.5	15	0

KICKOFF RETURNS	No	Yds	Avg	Lg	TD
P. Jones	43	1127	26.2	85	0
Roby	22	495	22.5	59	0
Payton	2	24	12.0	24	0
Thurman TM	2	42	21.0	25	0
Fleming	1	9	9.0	9	0
Titans	70	1697	24.2	85	0
Opponents	57	1290	22.6	50	0

FIELD GOALS	1-19	20-29	30-39	40-49	50+
Bironas	0/0	10/10	6/7	5/7	2/5
Titans	0/0	10/10	6/7	5/7	2/5
Opponents	1/1	6/6	9/14	5/5	0/1

Bironas/Titans: (47N) (39G, 29G, 47G) (41G, 39G) (34G, 38N) (52G, 58N, 49G) (24G, 29G, 47G) (53G) (39G, 24G) (50N) () (35G, 41G, 21G, 22G) (51N, 24G) (46N, 23G, 21G) (38G) (24G) ()

Opponents: (44G, 27G) (30G) (46G) (20G) (32G, 38G, 43G, 47G) (52N, 21G) (33G, 24G) (22G, 32G) (37G, 19G, 39N) (31G) (34N) () (30G, 37B, 31N) (36B) (25G) (46G, 38G)

SACKS	No	Yds
Vanden Bosch	12.5	LaBoy 6.5, Bulluck 5, Long 3.5,
Haynesworth	3	Starks 3, Sirmon 2.5, Odom 2, Schobel 1,
Thompson	1	Clauss 0.5, Waddell 0.5
Titans 41, Opponents 31		

TACKLES (Solo-Assists-Total)	No	Yds
Bulluck	106-44-150	Vanden Bosch (55-45-100), Sirmon (56-33-89), Kassell (56-33-89), Haynesworth (52-33-85), T. Williams

(65-18-83), Thompson (63-15-78), Starks (40-38-78), LaBoy (36-28-64), P. Jones (43-10-53), Woolfolk (42-10-52), Odom (28-22-50), Long (30-19-49), Hill (40-6-46), Clauss (13-17-30), Boiman (13-15-28), Waddell (13-4-17), Reynolds (9-5-14), Schobel (7-4-11), Beckham (9-1-10), Sandy (1-1-2), Spencer (1-0-1), Nickey (1-0-1), Gardner (0-0-0), Fuller (0-0-0)

Team Totals: 779-401-1180

USUAL STARTING LINEUP

OFFENSE	Player	Number
WR	Drew Bennett	(83)
LT	Brad Hopkins	(72)
LG	Zach Piller	(69)
C	Justin Hartwig	(77)
RG	Benji Olson	(75)
RT	Michael Roos	(71)
TE	Erron Kinney	(88)
WR	Brandon Jones	(81)
FB/TE	Troy Fleming (44)/Ben Troupe (84)	
QB	Steve McNair (9)	
RB	Chris Brown	(29)

DEFENSE	Player	Number
LE	Kyle Vanden Bosch (93)	
LT	Randy Starks	(90)
RT	Albert Haynesworth	(92)
RE	Antwan Odom	(98)
LLB	Peter Sirmon	(59)
MLB	Brad Kassell	(55)
RLB	Keith Bulluck	(53)
LCB	Reynaldo Hill	(21)
RCB	Pacman Jones	(32)
SS	Tank Williams	(25)
FS	Lamont Thompson	(28)

SPECIALISTS	Player	Number
K	Rob Bironas	(2)
P	Craig Hentrich	(15)

Pro Bowl
All-Pro

GM: Floyd Reese; **Head Coach:** Jeff Fisher
Asst. Coaches: Norm Chow (off. coord.), Jim Schwartz (def. coord.), George Henshaw (asst. head coach/off.), Dave McGinnis (LB), Chuck Cecil (S/nickel), Marty Galbraith (ST asst.), Ned James (off. asst.), Craig Johnson (QB), Alan Lowry (ST), Mike Munchak (OL), Ray Sherman (WR), Sherman Smith (RB), Jim Washburn (DL), Steve Watterson (strength and conditioning), Everett Withers (DB)

AMERICAN FOOTBALL CONFERENCE STANDINGS

AFC EAST	W	L	T	Pct
New England	10	6	0	.625
Miami	9	7	0	.562
Buffalo	5	11	0	.312
N.Y. Jets	4	12	0	.250
AFC NORTH	W	L	T	Pct
Cincinnati	11	5	0	.688
* Pittsburgh	11	5	0	.688
Baltimore	6	10	0	.375
Cleveland	6	10	0	.375
AFC SOUTH	W	L	T	Pct
Indianapolis	14	2	0	.875
* Jacksonville	12	4	0	.750
Tennessee	4	12	0	.250
Houston	2	14	0	.125
AFC WEST	W	L	T	Pct

2004 SEASON (5-II REGULAR SEASON, 0-0 PLAYOFFS) • 4TH PLACE AFC SOUTH

DATE	OPPONENT	SCORE	W/L	ATT
Sep. 11	at Miami	17-7	W	69,987
Sep. 19	INDIANAPOLIS	17-31	L	68,932
Sep. 26	JACKSONVILLE	12-15	L	68,932
Oct. 3	at San Diego	17-38	L	54,006
Oct. 11	at Green Bay	48-27	W	70,420
Oct. 17	HOUSTON	10-20	L	68,932
Oct. 24	at Minnesota	3-20	L	64,108
Oct. 31	CINCINNATI	27-20	W	68,932
Nov. 7	BYE			
Nov. 14	CHICAGO	17-19*	L	68,932
Nov. 21	at Jacksonville	18-15	W	69,703
Nov. 28	at Houston	21-31	L	70,721
Dec. 5	at Indianapolis	24-51	L	57,278
Dec. 13	KANSAS CITY	38-49	L	68,932
Dec. 19	at Oakland	35-40	L	44,299
Dec. 25	DENVER	16-37	L	68,809
Jan. 2	DETROIT	24-19	W	68,809

* Overtime

	TITANS	OPP
Total First Downs	308	318
Rushing	85	99
Passing	200	189
Penalty	23	30
3rd Down: Made/Att	74/217	62/186
3rd Down Pct.	34.1	33.3
4th Down: Made/Att	12/27	9/12
4th Down Pct.	44.4	75.0
Possession Avg.	31:40	28:20
Total Net Yards	5487	5724
Avg. Per Game	342.9	357.8
Total Plays	1053	977
Avg. Per Play	5.2	5.9
Net Yards Rushing	1871	1917
Avg. Per Game	116.9	119.8
Total Rushes	420	421
Avg. Per Play	4.5	4.6
Net Yards Passing	3616	3807
Avg. Per Game	226.0	237.9
Sacked/Yards Lost	44/317	32/220
Gross Yards	3933	4027
Att./Comp.	589/356	524/333
Completion Pct.	60.4	63.5
Had Intercepted	19	18
Punts/Average	79/42.9	74/43.6
Net Punting Avg.	79/38.2	74/38.8
Penalties/Yards	110/923	95/774
Fumbles/Ball Lost	33/12	22/12
Touchdowns	41	52
Rushing	12	18
Passing	27	29
Returns	2	5

BY PERIODS	1	2	3	4	OT	PTS
Titans	106	111	49	78	0	344
Opponents	76	117	99	145	2	439

SCORING	TD	RU	PA	RT	PAT	FG	S	TP
Anderson	0	0	0	0	37/37	17/22	0	88
Bennett	11	0	11	0	0	0	0	66
Mason	7	0	7	0	0	0	0	42
Brown	6	6	0	0	0	0	0	36
A. Smith	4	4	0	0	0	0	0	24
Kinney	3	0	3	0	0	0	0	18
Fleming	2	0	2	0	0	0	0	12
Meier	2	0	2	0	0	0	0	12
McNair	1	1	0	0	0	0	0	8
Berlin	1	0	1	0	0	0	0	6
Bulluck	1	0	0	1	0	0	0	6
Thompson	1	0	0	1	0	0	0	6
Troupe	1	0	1	0	0	0	0	6
Volek	1	1	0	0	0	0	0	6
Elling TM	0	0	0	0	2/2	1/2	0	5
Hentrich	0	0	0	0	0/0	1/3	0	3
Titans	41	12	27	2	39/39	19/27	0	344
Opponents	52	18	29	5	50/50	23/28	3	439

2-Pt Conversions: McNair, Titans 1-2, Opponents 1-2

RUSHING	No	Yds	Avg	Lg	TD
Brown	220	1067	4.9	52	6
A. Smith	137	509	3.7	43	4
McNair	23	128	5.6	23	1
Holcombe	17	62	3.6	20	0
Volek	11	50	4.5	14	1
Fleming	7	40	5.7	13	0
Bennett	1	12	12.0	12	0
Hentrich	1	8	8.0	8	0

PASSING	Att	Cmp	Pct	Yards	Yds/Att	TD	Int	Lg	Sk/Yds	Rating
Volek	357	218	61.1	2486	6.96	18	10	48t	30/216	87.1
McNair	215	129	60.0	1343	6.25	8	9	37t	13/95	73.1
Johnson	12	6	50.0	68	5.67	0	0	33	1/6	67.4
Hentrich	4	2	50.0	10	2.50	0	0	6	0/0	56.3
Bennett	1	1	100.0	26	26.00	1	0	26t	0/0	158.3
Titans	589	356	60.4	3933	6.68	27	19	48t	44/317	82.1
Opponents	524	333	63.5	4027	7.69	29	18	62	32/220	91.2

Johnson	2	-2	-1.0	-1	0
Mason	1	-3	-3.0	-3	0
Titans	420	1871	4.5	52	12
Opponents	421	1917	4.6	55	18

RECEIVING	No	Yds	Avg	Lg	TD
Mason	96	1168	12.2	37t	7
Bennett	80	1247	15.6	48t	11
Troupe	33	329	10.0	33	1
Kinney	25	193	7.7	21	3
Meier	25	127	5.1	29	2
A. Smith	22	169	7.7	31	0
Berlin	20	278	13.9	31	1
Brown	20	147	7.4	21	0
Fleming	19	164	8.6	37	2
Holcombe	11	60	5.5	9	0
McAddley	2	38	19.0	36	0
Calico	2	13	6.5	9	0
Volek	1	0	0.0	0	0
Titans	356	3933	11.0	48t	27
Opponents	333	4027	12.1	62	29

INTERCEPTIONS	No	Yds	Avg	Lg	TD
Dyson	6	135	22.5	44	0
Thompson	4	77	19.3	37t	1
Bulluck	2	25	12.5	25	0
Woolfolk	1	25	25.0	25	0
Tank Williams	1	13	13.0	13	0
McGarrahan	1	11	11.0	11	0
Rolle	1	0	0.0	0	0
Waddell	1	0	0.0	0	0
Gardner	1	-1	-1.0	-1	0
Titans	18	285	15.8	44	1
Opponents	19	306	16.1	51t	2

PUNTING	No	Yds	Avg	Net	TB	In	Lg	B
Hentrich	73	3117	42.7	38.0	8	20	64	0
Elling TM	6	272	45.3	40.2	1	1	58	0
Titans	79	3389	42.9	38.2	9	21	64	0
Opponents	74	3223	43.6	38.8	9	24	66	0

PUNT RETURNS	No	FC	Yds	Avg	Lg	TD
Mason	24	12	93	3.9	13	0
Waddell	9	3	54	6.0	18	0
Berlin	7	1	26	3.7	13	0
Titans	40	16	173	4.3	20	0
Opponents	31	26	195	6.3	75t	1

KICKOFF RETURNS	No	Yds	Avg	Lg	TD
McAddley	38	849	22.3	45	0
Fleming	18	316	17.6	30	0
Waddell	17	342	20.1	33	0
Holcombe	3	26	8.7	14	0
Bennett	1	-8	-8.0	-8	0
Kinney	1	21	21.0	21	0
Schobel	1	12	12.0	12	0
Titans	79	1558	19.7	45	0
Opponents	69	1389	20.1	35	0

FIELD GOALS	1-19	20-29	30-39	40-49	50+
Anderson	0/0	4/5	4/4	9/12	0/1
Hentrich	0/0	0/0	0/0	0/0	1/3
Elling TM	0/0	1/1	0/1	0/0	0/0
Titans	0/0	5/6	4/5	9/12	1/4
Opponents	0/0	12/12	5/7	3/6	3/3

Anderson: () (39G) (26G, 40G) (24G) (36G, 38G, 42B) (40G) (40G) (23G, 45G) (33G) (41G) () (45G, 43B) (50N, 27G) (41N) (44G, 43G) (40G, 27B)
Hentrich: () () () () () () (58N, 52B) () () () () (50G) ()
Team: (33N, 22G) (39G) (26G, 40G) (24G) (36G, 38G, 42B) (40G) (40G) (23G, 45G) (58N, 33G, 52B) (41G) () (45G, 43B) (50N, 27G) (41N) (44G, 43G, 50G) (40G, 27B)
Opponents: (46N) (28G) () (31G) (39G, 53G) (21G, 50G) (29G, 29G) (28G, 50G) (39N, 29G) (35G, 48G, 44N) (29G, 41B) (47G, 20G, 37G) () (42G) (22G, 34N, 22G, 30G) (26G, 26G)

SACKS
 Carter 6.0, Bulluck 5.0, Long 5.0, Starks 4.5, LaBoy 3.5, Hall 2.5, Odom 2.0, Haynesworth 1.0, Williams 1.0, Schulters 1.0, McGarrahan 0.5
Titans 32.0, Opponents 44.0

TACKLES (Solo-Assists-Total)
 Bulluck (108-63-171), Kassell (83-45-128), Carter (40-42-82), Hall (42-30-72), Thompson (56-7-63), Haynesworth (39-23-62), Starks (28-25-53), Williams (42-10-52), Long (31-17-48), Odom (21-22-43), Dyson (34-6-40), Woolfolk (35-5-40), LaBoy (18-16-34), Nickey (28-6-34), Waddell (29-2-31), McGarrahan

(26-3-29), Rolle (24-2-26), Ena (15-10-25), Boiman (7-17-24), Clauss (9-8-17), Schobel (10-5-15), Calmus (11-4-15), Schulters (12-0-12), Gardner (9-1-10), Thomas (5-2-7), Reynolds (4-1-5), Beckham (5-0-5), Amato (3-1-4)
Team Totals: 774-373-1,147

USUAL STARTING LINEUP	
OFFENSE	
WR	Derrick Mason (85)
LT	Brad Hopkins (72)
LG	Jacob Bell (60)
C	Justin Hartwig (77)
RG	Benji Olson (75)
RT	Fred Miller (71)
TE	Erron Kinney (88)
WR	Drew Bennett (83)
FB	Robert Holcombe (35)
QB	Steve McNair (9)/Billy Volek (7)
RB	Chris Brown (29)
DEFENSE	
LE	Antwan Odom (98)
LT	Kevin Carter (93)
RT	Albert Haynesworth (92)
RE	Carlos Hall (97)
LLB	Rocky Boiman (50)
MLB	Brad Kassell (55)
RLB	Keith Bulluck (53)
LCB	Andre Dyson (22)
RCB	Samari Rolle (21)
SS	Tank Williams (25)
FS	Lamont Thompson (28)
SPECIALISTS	
K	Gary Anderson (1)
P	Craig Hentrich (15)

Pro Bowl
 All-Pro
GM: Floyd Reese; **Head Coach:** Jeff Fisher
Asst. Coaches: Mike Heimerdinger (off. coord.), Jim Schwartz (def. coord.), George Henshaw (asst. head coach/off.), Dave McGinnis (LB), Chuck Cecil (S/Nickel), Ned James (off. asst.), Craig Johnson (QB), Alan Lowry (ST), Mike Munchak (OL), Sherman Smith (RB), Steve Walters (WR), Jim Washburn (DL), Steve Watterson (strength & rehab.), Everett Withers (DB)

AMERICAN FOOTBALL CONFERENCE STANDINGS				
AFC EAST				
	W	L	T	Pct
New England	14	2	0	.875
* N.Y. Jets	10	6	0	.625
Buffalo	9	7	0	.562
Miami	4	12	0	.250
AFC NORTH				
	W	L	T	Pct
Pittsburgh	15	1	0	.938
Baltimore	9	7	0	.562
Cincinnati	8	8	0	.500
Cleveland	4	12	0	.250
AFC SOUTH				
	W	L	T	Pct
Indianapolis	12	4	0	.750
Jacksonville	9	7	0	.562
Houston	7	9	0	.438
Tennessee	5	11	0	.312
AFC WEST				
	W	L	T	Pct
San Diego	13	3	0	.812
* Denver	10	6	0	.625
Kansas City	7	9	0	.438
Oakland	5	11	0	.312

NATIONAL FOOTBALL CONFERENCE STANDINGS				
NFC EAST				
	W	L	T	Pct
Philadelphia	13	3	0	.812
N.Y. Giants	6	10	0	.375
Dallas	6	10	0	.375
Washington	6	10	0	.375
NFC NORTH				
	W	L	T	Pct
Green Bay	10	6	0	.625
* Minnesota	8	8	0	.500
Detroit	6	10	0	.375
Chicago	5	11	0	.312
NFC SOUTH				

2003 SEASON (12-4 REGULAR SEASON, 1-1 PLAYOFFS) • 2ND PLACE AFC SOUTH

DATE	OPPONENT	SCORE	W/L	ATT
Sep. 7	OAKLAND	25-20	W	68,809
Sep.14	at Indianapolis	7-33	L	59,999
Sep. 21	NEW ORLEANS	27-12	W	68,809
Sep. 28	at Pittsburgh	30-13	W	63,244
Oct. 5	at New England	30-38	L	68,436
Oct. 12	HOUSTON	38-17	W	68,809
Oct. 19	at Carolina	37-17	W	72,851
Oct. 26	at Jacksonville	30-17	W	55,918
Nov. 2	BYE			
Nov. 9	MIAMI	31-7	W	68,809
Nov. 16	JACKSONVILLE	10-3	W	68,809
Nov. 23	at Atlanta	38-31	W	70,891
Dec. 1	at NY Jets	17-24	L	77,710
Dec. 7	INDIANAPOLIS	27-29	L	68,809
Dec. 14	BUFFALO	28-26	W	68,809
Dec. 21	at Houston	27-24	W	70,758
Dec. 28	TAMPA BAY	33-13	W	68,809
Jan. 3	at Baltimore	20-17	W	69,452
Jan. 10	at New England	14-17	L	68,436

* Overtime

	TITANS	OPP
Total First Downs	310	275
Rushing	84	79
Passing	211	167
Penalty	15	29
3rd Down: Made/Att	86/211	51/184
3rd Down Pct.	40.8	27.7
4th Down: Made/Att	6/14	11/18
4th Down Pct.	42.9	61.1
Possession Avg.	32:52	27:08
Total Net Yards	5501	4901
Avg. Per Game	343.8	306.3
Total Plays	1013	926
Avg. Per Play	5.4	5.3
Net Yards Rushing	1623	1295
Avg. Per Game	101.4	80.9
Total Rushes	486	342
Avg. Per Play	3.3	3.8
Net Yards Passing	3878	3606
Avg. Per Game	242.4	225.4
Sacked/Yards Lost	25/153	38/223
Gross Yards	4031	3829
Att./Comp.	502/315	546/332
Completion Pct.	62.7	60.8
Had Intercepted	9	21
Punts/Average	71/43.9	78/42.2
Net Punting Avg.	71/37.8	78/35.9
Penalties/Yards	110/887	96/793
Fumbles/Ball Lost	24/12	21/13
Touchdowns	48	35
Rushing	11	10
Passing	30	20
Returns	7	5

BY PERIODS	1	2	3	4	OT	PTS
Titans	103	120	82	130	0	435
Opponents	52	75	75	122	0	324

SCORING	TD	RU	PA	RT	PAT	FG	S	TP
Anderson	0	0	0	0	42/42	27/31	0	123
Mason	8	0	8	0			0	48
McCareins	8	0	7	1			0	48
George	5	5	0	0			0	30
Calico	4	0	4	0			0	26
McNair	4	4	0	0			0	26
Bennett	4	0	4	0			0	24
Kinney	4	0	3	1			0	24
Holcombe	2	1	1	0			0	14
Henrich	0	0	0	0	1/1	4/5	0	13
Dyson	2	0	0	2			0	12
Wycheck	2	0	2	0			0	12
Boiman	1	0	0	1			1	8
Berlin	1	0	1	0			0	6
Bulluck	1	0	0	1			0	6
Rolle	1	0	0	1			0	6
Volek	1	1	0	0			0	6
Nedney	0	0	0	0	0/1	1/1	0	3
Titans	48	11	30	7	43/44	32/37	1	435
Opponents	35	10	20	5	34/34	26/30	0	324

2-Pt Conversions: Calico, McNair, Holcombe, Titans 3-4, Opponents 0-1

RUSHING	No	Yds	Avg	Lg	TD
George	312	1031	3.3	27	5
Brown	56	221	3.9	28	0
Holcombe	63	201	3.2	21	1
McNair	38	138	3.6	23	4

PASSING	Att	Cmp	Pct	Yards	Yds/Att	TD	Int	Lg	Sk/Yds	Rating
McNair	400	250	62.5	3215	8.04	24	7	73	19/108	100.4
Volek	69	44	63.8	545	7.90	4	1	50t	6/45	101.4
O'Donnell	27	18	66.7	232	8.59	2	1	34t	0/0	102.7
Henrich	5	2	40.0	25	5.00	0	0	15	0/0	56.3
Bennett	1	1	100.0	14	14.00	0	0	14	0/0	118.8
Titans	502	315	62.7	4031	8.03	30	9	73	25/153	100.3
Opponents	546	332	60.8	3829	7.01	20	21	86t	38/223	78.2

McCareins	1	13	13.0	13	0
Mason	3	11	3.7	7	0
Calico	1	5	5.0	5	0
Volek	11	4	0.4	5	1
O'Donnell	1	-1	-1.0	-1	0
Titans	486	1623	3.3	28	11
Opponents	342	1295	3.8	42	10

RECEIVING	No	Yds	Avg	Lg	TD
Mason	95	1303	13.7	50t	8
McCareins	47	813	17.3	73	7
Kinney	41	381	9.3	28	3
Bennett	32	504	15.8	48	4
George	22	163	7.4	22	0
Holcombe	19	121	6.4	11	1
Calico	18	297	16.5	45	4
Wycheck	17	165	9.7	25	2
Meier	13	159	12.2	27	0
Brown	8	61	7.6	11	0
Berlin	1	50	50.0	50t	1
McGarrahan	1	10	10.0	10	0
McNair	1	4	4.0	4	0
Titans	315	4031	12.8	73	30
Opponents	332	3829	11.5	86t	20

INTERCEPTIONS	No	Yds	Avg	Lg	TD
Rolle	6	141	23.5	52	0
Dyson	4	62	15.5	51t	2
Boiman	2	70	35.0	60t	1
Calmus	2	26	13.0	15	0
Bulluck	2	9	4.5	9	0
Tank Williams	2	0	0.0	0	0
Woolfolk	1	4	4.0	4	0
Beckham	1	0	0.0	0	0
Kearse	1	0	0.0	0	0
Titans	21	312	14.9	60t	3
Opponents	9	264	29.3	95t	3

PUNTING	No	Yds	Avg	Net	TB	In	Lg	B
Henrich	71	3117	43.9	37.8	8	26	58	0
Titans	71	3117	43.9	37.8	8	26	58	0
Opponents	78	3290	42.2	35.9	3	24	65	0

PUNT RETURNS	No	FC	Yds	Avg	Lg	TD
McCareins	29	17	330	11.4	58t	1
Mason	8	5	99	12.4	21	0
Titans	37	22	429	11.6	58t	1
Opponents	30	13	276	9.2	59t	1

KICKOFF RETURNS	No	Yds	Avg	Lg	TD
Schifino	35	703	20.1	39	0
McCareins	13	256	19.7	25	0
Mason	5	106	21.2	34	0
Jackson	3	77	25.7	31	0
Berlin	4	73	18.3	25	0
Holcombe	4	38	9.5	20	0
Kinney	3	37	12.3	17	0
Meier	1	9	9.0	9	0
Titans	68	1299	19.1	39	0
Opponents	81	1521	18.8	71	0

FIELD GOALS	1-19	20-29	30-39	40-49	50+
Anderson	0/0	5/5	12/12	10/14	0/0
Henrich	0/0	0/0	2/2	2/2	0/1
Nedney	0/0	0/0	0/0	0/0	1/1
Titans	0/0	5/5	14/14	12/16	1/2
Opponents	0/0	11/11	6/9	8/9	1/1

Anderson: () () (22G, 43G) () (43G, 46N, 33G, 37G, 41G) (33G) (40G, 32G, 34G) (43G, 43G, 33G) (35G) (33G, 48N) (44N, 22G) (35G) (40G, 40G) (29G, 39G, 41N) (41G, 26G) (37G, 33G, 43G, 23G)

Henrich: (49G, 34G, 33G) () () () (48G) () () () () () (52N) () () () ()

Nedney: (50G) () () () () () () () () () () () () () ()

Opponents: (47G, 47G) (29G, 41G, 23G, 48G) (31G) (26G, 23G, 30N) (34N, 39N, 48G) (29G) (53G) (49G) () (44N, 39G) (40G) (27G) (21G, 35G, 36G, 23G, 26G) (27G, 32G) (49G) (27G, 33G)

SACKS
Kearse 9.5, Carter 5.5, Smith 4.5, Thomas 4.0, Bulluck 3.0, Hall 3.0, Haynesworth 2.5, Boiman 1.5, Calmus 1.0, Long 1.0, McGarrahan 1.0, Schulters 1.0, Tank Williams 0.5.
Titans 38.0, Opponents 25.0

TACKLES (Solo-Assists-Total)
Bulluck (110-61-171), Sirmon (76-65-141), Schulters (68-21-89), Tank Williams (58-23-81), Carter (49-30-79), Smith (36-37-73), Kearse (40-27-67), Hall (42-24-66), Dyson (54-10-64), Calmus (34-27-61), Boiman (26-29-55), Haynesworth (25-24-49), Kassell

(23-18-41), Rolle (23-6-29), McGarrahan (20-7-27), Thomas (16-11-27), Atkins (11-9-20), Woolfolk (15-4-19), Beckham (16-1-17), Thompson (5-2-7), Echols (3-1-4), Long (2-0-2), Wells (1-0-1), Kramer (0-0-0), Nickey (0-0-0)
Team Totals: 753-437-1,190

USUAL STARTING LINEUP

OFFENSE

- WR** Derrick Mason (85)
- TE** Erron Kinney (88)
- LT** Brad Hopkins (72)
- LG** Zach Piller (69)
- C** Justin Hartwig (77)
- RG** Benji Olson (75)
- RT** Fred Miller (71)
- TE** Frank Wycheck (89)
- WR** Drew Bennett (83)
- WR** Justin McCareins (86)
- QB** Steve McNair (9)
- RB** Eddie George (27)

DEFENSE

- LE** Kevin Carter (93)
- LT** Robaire Smith (98)
- RT** Albert Haynesworth (92)
- RE** Jevon Kearse (90)
- LLB** Peter Sirmon (59)
- MLB** Rocky Calmus (54)
- RLB** Keith Bulluck (53)
- LCB** Andre Dyson (22)
- RCB** Samari Rolle (21)
- SS** Tank Williams (25)
- FS** Lance Schulters (31)

SPECIALISTS

- K** Gary Anderson (1)
- P** Craig Henrich (15)

NFL Co-MVP: Steve McNair

Pro Bowl

All-Pro

GM: Floyd Reese; **Head Coach:** Jeff Fisher

Asst. Coaches: Mike Heimerdinger (off. coord.), Jim Schwartz (def. coord.), George Henshaw (asst. head coach/off.), Gunther Cunningham (asst. head coach defense/LB), Chuck Cecil (def. asst.), Ned James (off. asst.), Craig Johnson (QB), Alan Lowry (ST), Mike Munchak (OL), Sherman Smith (RB), Steve Walters (WR), Jim Washburn (DL), Steve Watterson (strength & rehab.), Everett Withers (DB)

AMERICAN FOOTBALL CONFERENCE STANDINGS

AFC EAST	W	L	T	Pct
New England	14	2	0	.875
Miami	10	6	0	.625
Buffalo	6	10	0	.375
N.Y. Jets	6	10	0	.375
AFC NORTH	W	L	T	Pct
Baltimore	10	6	0	.625
Cincinnati	8	8	0	.500
Pittsburgh	6	10	0	.375
Cleveland	5	11	0	.312
AFC SOUTH	W	L	T	Pct
Indianapolis	12	4	0	.750
* Tennessee	12	4	0	.750
Jacksonville	5	11	0	.312
Houston	5	11	0	.312
AFC WEST	W	L	T	Pct
Kansas City	13	3	0	.812
* Denver	10	6	0	.625
Oakland	4	12	0	.250
San Diego	4	12	0	.250

NATIONAL FOOTBALL CONFERENCE STANDINGS

NFC EAST	W	L	T	Pct
Philadelphia	12	4	0	

2002 SEASON (II-5 REGULAR SEASON, I-1 PLAYOFFS) • 1ST PLACE AFC SOUTH

DATE	OPPONENT	SCORE	W/L	ATT
Sep. 8	PHILADELPHIA	27-24	W	68,804
Sep. 15	at Dallas	13-21	L	62,527
Sep. 22	CLEVELAND	28-31*	L	68,804
Sep. 29	at Oakland	25-52	L	58,719
Oct. 6	WASHINGTON	14-31	L	68,804
Oct. 13	JACKSONVILLE	23-14	W	68,804
Oct. 20	BYE			
Oct. 27	at Cincinnati	30-24	W	52,822
Nov. 3	at Indianapolis	23-15	W	56,752
Nov. 10	HOUSTON	17-10	W	68,804
Nov. 17	PITTSBURGH	31-23	W	68,804
Nov. 24	at Baltimore	12-13	L	69,365
Dec. 1	at N.Y. Giants	32-29*	W	78,640
Dec. 8	INDIANAPOLIS	27-17	W	68,804
Dec. 16	NEW ENGLAND	24-7	W	68,809
Dec. 22	at Jacksonville	28-10	W	51,033
Dec. 29	at Houston	13-3	W	70,694
Jan. 11	PITTSBURGH	34-31*	W	68,809
Jan. 19	at Oakland	24-41	L	62,544

* Overtime

	TITANS	OPP
Total First Downs	312	297
Rushing	112	75
Passing	182	197
Penalty	18	25
3rd Down: Made/Att	94/216	76/202
3rd Down Pct.	43.5	37.6
4th Down: Made/Att	9/16	9/18
4th Down Pct.	56.3	50.0
Possession Avg.	32:47	27:13
Total Net Yards	5272	4964
Avg. Per Game	329.5	310.3
Total Plays	1032	974
Avg. Per Play	5.1	5.1
Net Yards Rushing	1952	1424
Avg. Per Game	122.0	89.0
Total Rushes	511	372
Avg. Per Play	3.8	3.8
Net Yards Passing	3320	3540
Avg. Per Game	207.5	221.3
Sacked/Yards Lost	21/121	40/213
Gross Yards	3441	3753
Att./Comp.	500/306	562/339
Completion Pct.	61.2	60.3
Had Intercepted	15	18
Punts/Average	66/41.3	77/41.6
Net Punting Avg.	66/33.9	77/36.2
Penalties/Yards	112/891	99/853
Fumbles/Ball Lost	20/10	22/11
Touchdowns	42	40
Rushing	16	7
Passing	22	27
Returns	4	6

BY PERIODS	1	2	3	4	OT	PTS
Titans	76	127	67	94	3	367
Opponents	72	71	68	110	3	324

SCORING	TD	RU	PA	RT	PAT	FG	S	TP
Nedney	0	0	0	0	36/36	25/31	0	111
George	14	12	2	0			0	86
Mason	5	0	5	0			0	30
K. Dyson	4	0	4	0			0	24
Simon	4	1	3	0			0	24
McNair	3	3	0	0			0	20
Bennett	2	0	2	0			0	12
McCareins	2	0	2	0			0	12
Wycheck	2	0	2	0			0	12
Bulluck	1	0	0	1			0	6
Coady	1	0	0	1			0	6
A. Dyson	1	0	0	1			0	6
Green	1	0	1	0			0	6
Meier	1	0	1	0			0	6
Simon	1	0	0	1			0	6
Titans	42	16	22	4	36/36	25/31	0	367
Opponents	40	7	27	6	36/36	14/21	0	324

2-Pt Conversions: George, McNair, Titans 2-6, Opponents 3-4

RUSHING	No	Yds	Avg	Lg	TD
George	343	1165	3.4	35	12
McNair	82	440	5.4	26	3
Holcombe	47	242	5.1	39	0
Green	21	71	3.4	12	0
McCareins	2	18	9.0	16	0
Simon	9	18	2.0	13	1
Hentrich	1	5	5.0	5	0

PASSING	Att	Cmp	Pct	Yards	Yds/Att	TD	Int	Lg	Sk/Yds	Rating
McNair	492	301	61.2	3387	6.88	22	15	55	21/121	84.0
O'Donnell	5	3	60.0	24	4.80	0	0	0	0/0	72.1
Wycheck	2	1	50.0	13	6.50	0	0	13	0/0	70.8
Hentrich	1	1	100.0	17	17.0	0	0	17	0/0	118.8
Titans	500	306	61.2	3441	6.88	22	15	55	21/121	83.9
Opponents	562	339	60.3	3753	6.68	27	18	75	40/213	82.8

Comella	1	0	0.0	0	0
O'Donnell	3	-3	-1.0	-1	0
K. Dyson	2	-4	-2.0	5	0
Titans	511	1952	3.8	39	16
Opponents	372	1424	3.8	42	7

RECEIVING	No	Yds	Avg	Lg	TD
Mason	79	1012	12.8	40	5
K. Dyson	41	460	11.2	40	4
Wycheck	40	346	8.7	19	2
George	36	255	7.1	14t	2
Bennett	33	478	14.5	53	2
McCareins	19	301	15.8	55	2
Simon	16	167	10.4	42t	3
Kinney	13	173	13.3	31	0
Holcombe	10	91	9.1	18	0
Comella	10	70	7.0	17	0
Green	7	57	8.1	21	1
Meier	1	17	17.0	17t	1
Berlin	1	14	14.0	14	0
Titans	306	3441	11.2	55	22
Opponents	339	3753	11.1	75	27

INTERCEPTIONS	No	Yds	Avg	Lg	TD
Schulters	6	56	9.3	28	0
Simon	3	88	29.3	32t	1
A. Dyson	3	27	9.0	16t	1
Rolle	2	0	0.0	0	0
Coady	1	24	24.0	24t	1
Bulluck	1	5	5.0	5	0
Williams	1	0	0.0	0	0
Mitchell	1	-2	-2.0	-2	0
Titans	18	198	11.0	32t	3
Opponents	15	179	11.9	82t	2

PUNTING	No	Yds	Avg	Net	TB	In	Lg	B
Hentrich	65	2725	41.9	33.9	5	28	56	1
Titans	66	2725	41.3	33.9	5	28	56	1
Opponents	77	3202	41.6	36.2	10	22	61	1

PUNT RETURNS	No	FC	Yds	Avg	Lg	TD
Simon	13	6	113	8.7	30	0
Mason	9	12	60	6.7	21	0
McCareins	6	4	44	7.3	16	0
Titans	28	22	217	7.8	30	0
Opponents	28	19	390	13.9	83t	3

KICKOFF RETURNS	No	Yds	Avg	Lg	TD
Simon	20	371	18.6	29	0
Berlin	13	260	20.0	32	0
McCareins	13	300	23.1	48	0
Kinney	3	41	13.7	25	0
Green	1	10	10.0	10	0
Titans	50	982	19.6	48	0
Opponents	74	1482	20.0	54	0

FIELD GOALS	1-19	20-29	30-39	40-49	50+
Nedney	0/0	9/9	10/12	5/8	1/2
Titans	0/0	9/9	10/12	5/8	1/2
Opponents	1/2	3/3	5/7	4/6	1/3

Nedney: (33G, 47G) (37G, 53G) () () () (40G, 26G, 33G, 32N) (33G, 28G, 46G) (28G, 34G, 39G) (49N, 24G) (39N, 43G) (32G, 37G, 40G, 21G) (54N, 38G) (35G, 29G) (45N, 28G) (46N) (28G, 26G)

Opponents: (30G) () (52N, 33G) (28G) (31G) () (44G) (46N) (51G) (31N, 37N) (26G, 43G) (38G, 36G, 19G) (44G, 44N) () (24G) (50N, 19N, 42G)

SACKS

Carter 10.0, C. Hall 8.0, Ford 3.5, Smith 2.5, Kearse 2.0, Schulters 2.0, Simon 2.0, Thornton 2.0, Williams 2.0, Bulluck 1.0, A. Dyson 1.0, Godfrey 1.0, Haynesworth 1.0, J. Thomas 1.0
Titans 40.0, Opponents 21.0

TACKLES (Solo-Assists-Total)

Bulluck (116-64-180), Simon (83-47-130), Schulters (75-19-94), Smith (41-32-73), Carter (42-29-71), Hall (43-27-70), Williams (55-14-69), A. Dyson (54-7-61), Haynesworth (31-24-55), Mitchell (40-11-51), Ford (24-21-45), Rolle (37-7-44), Godfrey (27-17-44), Thornton (21-23-44), Chamberlin (14-13-27), Echols (13-6-19), Thomas (11-5-16), Calmus (9-4-13), Aldridge (8-5-13), Coady (10-2-12), Kearse (6-5-11), Morris (7-2-9), Boiman (1-5-6), Beckham (1-0-1), Kassell (0-1-1)
Team Totals: 769-390-1159

USUAL STARTING LINEUP

OFFENSE

WR Derrick Mason (85)
 TE/FB Erron Kinney (88)/Greg Comella (33)
 LT Brad Hopkins (72)
 LG Zach Piller (69)
 C Gennaro DiNapoli (64)
 RG Benji Olson (75)
 RT Fred Miller (71)
 TE Frank Wycheck (89)
 WR Kevin Dyson (87)
 QB Steve McNair (9)
 RB Eddie George (27)

DEFENSE

LE Kevin Carter (93)
 LT John Thornton (78)
 RT Henry Ford (92)
 RE Carlos Hall (97)
 LLB Peter Sirmon (59)
 MLB Randall Godfrey (56)
 RLB Keith Bulluck (53)
 LCB Andre Dyson (22)
 RCB Samari Rolle (21)
 SS Tank Williams (25)
 FS Lance Schulters (31)

SPECIALISTS

K Joe Nedney (6)
 P Craig Hentrich (15)

Pro Bowl

All-Pro

GM: Floyd Reese; **Head Coach:** Jeff Fisher

Asst. Coaches: Mike Heimerdinger (off. coord.), Jim Schwartz (def. coord.), George Henshaw (asst. head coach/off.), Gunther Cunningham (asst. head coach defense/LB), Chuck Cecil (def. asst.), Ned James (off. asst.), Craig Johnson (QB), Alan Lowry (ST), Mike Munchak (OL), Sherman Smith (RB), Steve Walters (WR), Jim Washburn (DL), Steve Watterson (strength & rehab.), Everett Withers (DB)

AMERICAN FOOTBALL CONFERENCE STANDINGS

AFC EAST	W	L	T	Pct
N.Y. Jets	9	7	0	.562
New England	9	7	0	.562
Miami	9	7	0	.562
Buffalo	8	8	0	.500
AFC NORTH	W	L	T	Pct
Pittsburgh	10	5	1	.656
* Cleveland	9	7	0	.562
Baltimore	7	9	0	.438
Cincinnati	2	14	0	.125
AFC SOUTH	W	L	T	Pct
Tennessee	11	5	0	.688
* Indianapolis	10	6	0	.625
Jacksonville	6	10	0	.375
Houston	4	12	0	.250
AFC WEST	W	L	T	Pct
Oakland	11	5	0	.688
Denver	9	7	0	.562
San Diego	8	8	0	.500
Kansas City	8	8	0	.500

NATIONAL FOOTBALL CONFERENCE STANDINGS

NFC EAST	W	L	T	Pct
Philadelphia	12	4	0	.750
* N.Y. Giants	10	6	0	.625
Washington	7	9	0	.438
Dallas	5	11	0	.312
NFC NORTH	W	L	T	Pct
Green Bay	12	4	0	.750
Minnesota	6	10	0	.375
Chicago	4	12	0	.250
Detroit	3	13	0	.188
NFC SOUTH	W	L	T	Pct
Tampa Bay	12	4	0	.750
* Atlanta	9	6	1	.594
New Orleans	9	7	0	.562
Carolina	7	9	0	.438
NFC WEST	W	L	T	Pct
San Francisco	10	6	0	.625
St. Louis	7	9	0	.438
Seattle	7	9	0	.438
Arizona	5	11	0	.312

* Wild Card for Playoffs

2001 SEASON (7-9 REGULAR SEASON, 0-0 PLAYOFFS) • 3RD PLACE AFC CENTRAL (TIED)

DATE	OPPONENT	SCORE	W/L	ATT
Sep. 9	MIAMI	23-31	L	68,798
Sep. 23	at Jacksonville	6-13	L	65,994
Sep. 30	BYE			
Oct. 7	at Baltimore	7-26	L	69,494
Oct. 14	TAMPA BAY	31-28*	W	68,798
Oct. 21	at Detroit	27-24	W	76,940
Oct. 29	at Pittsburgh	7-34	L	63,763
Nov. 4	JACKSONVILLE	28-24	W	68,798
Nov. 12	BALTIMORE	10-16	L	68,798
Nov. 18	at Cincinnati	20-7	W	63,865
Nov. 25	PITTSBURGH	24-34	L	68,801
Dec. 2	at Cleveland	31-15	W	72,818
Dec. 9	at Minnesota	24-42	L	64,271
Dec.16	GREEN BAY	26-20	W	68,804
Dec. 22	at Oakland	13-10	W	61,934
Dec. 30	CLEVELAND	38-41	L	68,798
Jan. 6	CINCINNATI	21-23	L	68,798

* Overtime

	TITANS	OPP
Total First Downs	288	300
Rushing	87	79
Passing	179	192
Penalty	22	29
3rd Down: Made/Att	98/233	74/212
3rd Down Pct.	42.1	34.9
4th Down: Made/Att	2/15	7/14
4th Down Pct.	13.3	50.0
Possession Avg.	31:29	28:31
Total Net Yards	5352	5515
Avg. Per Game	334.5	344.7
Total Plays	1026	996
Avg. Per Play	5.2	5.5
Net Yards Rushing	1794	1431
Avg. Per Game	112.1	89.4
Total Rushes	468	405
Avg. Per Play	3.8	3.5
Net Yards Passing	3558	4084
Avg. Per Game	222.4	255.3
Sacked/Yards Lost	43/309	32/175
Gross Yards	3867	4259
Att./Comp.	515/307	559/328
Completion Pct.	59.6	58.7
Had Intercepted	17	13
Punts/Average	85/42.0	82/41.3
Net Punting Avg.	85/37.0	82/35.7
Penalties/Yards	119/1025	88/832
Fumbles/Ball Lost	18/11	21/11
Touchdowns	39	46
Rushing	12	17
Passing	23	27
Returns	4	2

BY PERIODS	1	2	3	4	OT	PTS
Titans	84	73	90	86	3	336
Opponents	61	127	74	126	0	388

SCORING	TD	RU	PA	RT	PAT	FG	S	TP
Nedney	0	0	0	0	34/35	20/28	0	94
Mason	10	0	9	1			0	62
K.Dyson	7	0	7	0			0	44
George	5	5	0	0			0	30
McNair	5	5	0	0			0	30
Wycheck	4	0	4	0			0	24
Green	2	1	1	0			0	12
Mitchell	2	0	0	2			0	12
Bennett	1	0	1	0			0	8
Hicks	1	1	0	0			0	6
Kinney	1	0	1	0			0	6
Myers	1	0	0	1			0	6
Fisk	0	0	0	0			1	2
Titans	38	12	23	4	34/35	20/28	1	336
Opponents	46	17	27	2	44/44	22/29	0	388

2-Pt Conversions: Mason, K. Dyson, Bennett, Titans 3-4, Opponents 1-2

RUSHING	No	Yds	Avg	Lg	TD
George	315	939	3.0	27	5
McNair	75	414	5.5	24	5
Hicks	56	341	6.1	51	1
Green	15	71	4.7	21	1
O'Donnell	6	28	4.7	15	0
Wycheck	1	1	1.0	1	0
Titans	468	1794	3.8	51	12
Opponents	405	1431	3.5	48t	17

PASSING	Att	Cmp	Pct	Yards	Yds/Att	TD	Int	Lg	Sk/Yds	Rating
McNair	431	264	61.3	3350	7.77	21	12	71t	37/251	90.2
O'Donnell	76	42	55.3	496	6.53	2	2	35t	6/58	73.1
Volek	3	0	0.0	0	0.00	0	0	0	0/0	39.6
Green	2	0	0.0	0	0.00	0	2	0	0/0	0.0
Hentrich	2	0	0.0	0	0.00	0	1	0	0/0	0.0
Wycheck	1	1	100.0	21	21.00	0	0	21	0/0	118.8
Titans	515	307	59.6	3867	7.51	23	17	71t	43/309	84.2
Opponents	559	328	58.7	4259	7.62	27	13	78	32/175	89.1

RECEIVING	No	Yds	Avg	Lg	TD
Mason	73	1128	15.5	71t	9
Wycheck	60	672	11.2	30	4
K.Dyson	54	825	15.3	68t	7
George	37	279	7.5	25	0
Kinney	25	263	10.5	24	1
Bennett	24	329	13.7	50	1
Green	12	64	5.3	10	1
Sanders	5	74	14.8	22	0
Hicks	5	22	4.4	9	0
McCareins	3	88	29.3	36	0
Meier	3	31	10.3	18	0
Natkin	2	42	21.0	27	0
Berlin	2	28	14.0	19	0
Coleman	1	19	19.0	19	0
Ours	1	3	3.0	3	0
Titans	307	3867	12.6	71t	23
Opponents	328	4259	13.0	78	27

INTERCEPTIONS	No	Yds	Avg	Lg	TD
A. Dyson	3	36	12.0	36	0
Rolle	3	3	1.0	3	0
Bulluck	2	21	10.5	21	0
Robinson	2	13	6.5	13	0
Godfrey	1	5	5.0	5	0
Booker	1	0	0.0	0	0
Favors	1	0	0.0	0	0
Titans	13	78	6.0	36	0
Opponents	17	163	9.6	45t	2

PUNTING	No	Yds	Avg	Net	TB	In	Lg	B
Hentrich	85	3567	42.0	37.0	8	28	70	0
Titans	85	3567	42.0	37.0	8	28	70	0
Opponents	82	3388	41.3	35.7	9	25	58	1

PUNT RETURNS	No	FC	Yds	Avg	Lg	TD
Mason	20	19	128	6.4	20	0
J.Walker	14	4	125	8.9	36	0
McCareins	2	0	29	14.5	18	0
Titans	36	23	282	7.8	36	0
Opponents	36	20	264	7.3	31	0

KICKOFF RETURNS	No	Yds	Avg	Lg	TD
Mason	34	748	22.0	101t	1
Berlin	13	253	19.5	32	0
Coleman	11	251	22.8	34	0
McCareins	4	70	17.5	21	0
J. Walker	3	33	11.0	19	0
Green	2	20	10.0	12	0
Bennett	1	11	11.0	11	0
Kinney	1	13	13.0	13	0
Long	1	10	10.0	10	0
Rolle	1	3	3.0	3	0
Titans	71	1413	19.9	101t	1
Opponents	57	1418	24.9	81	0

FIELD GOALS	1-19	20-29	30-39	40-49	50+
Nedney	0/0	6/6	5/5	8/15	1/2
Titans	0/0	6/6	5/5	8/15	1/2
Opponents	0/0	4/4	15/17	2/7	1/1

Nedney: (51G) (47N, 22G, 43G) (46N) (44G, 45G, 47N, 49G) (38G, 4G, 30G, 46G) (48N) (51N, 46G) (48N, 27G) (41G, 37G) (49G) (29G) (37G) (44N, 24G) (22G, 21G) (31G) ()

Opponents: (37G) (35G, 37N, 39G) (26G, 25G) () (40B, 23G) (48N, 42G, 27G) (38G) (31G, 33G, 30G) () (39G, 47N, 37G) () () (33G, 54G) (40N, 35G, 33N, 42N) (30G, 44G) (30G, 33G, 34G)

SACKS
 Kearse 10.0, Evans 5.5, Fisk 2.5, Carter 2.0, Rolle 2.0, Smith 2.0, Favors 1.5, Morris 1.5, Bulluck 1.0, Chamberlin 1.0, Ford 1.0, Godfrey 1.0, Robinson 1.0
Titans 32.0, Opponents 43.0

TACKLES (Solo-Assists-Total)
 Godfrey (79-32-111), Robinson (58-43-101) Phenix (63-24-87), Evans (53-24-77), Fisk (38-30-68), Kearse (39-25-64), Bulluck (35-29-64), Carter (39-22-61), Favors (34-27-61), A. Dyson (52-6-58), Rolle (52-4-56), Morris (34-12-46), Ford (24-20-44), Jenkins (12-3-15), Porter (26-5-31), Bishop (22-5-27), Mitchell (22-3-25), Salave'a (6-12-18), J. Walker (8-9-17), Smith (8-8-16), Chamberlin (12-3-15), Booker (6-2-8), Myers (2-2-4), Thomas (2-1-3), Green (1-0-1)
Team Totals: 751-352-1103

USUAL STARTING LINEUP	
OFFENSE	
WR	Derrick Mason (85)
TE/FB	Erron Kinney (88)
LT	Brad Hopkins (72)
LG	Zach Piller (69)
C	Bruce Matthews (74)
RG	Benji Olson (75)
RT	Fred Miller (71)
TE	Frank Wycheck (89)
WR	Kevin Dyson (87)
QB	Steve McNair (9)
RB	Eddie George (27)
DEFENSE	
LE	Kevin Carter (93)
LT	Josh Evans (91)
RT	Jason Fisk (97)
RE	Jevon Kearse (90)
LLB	Greg Favors (51)
MLB	Randall Godfrey (56)
RLB	Eddie Robinson (55)
LCB	Andre Dyson (22)
RCB	Samari Rolle (21)
SS	Aric Morris (28)
FS	Perry Phenix (35)
SPECIALISTS	
K	Joe Nedney (6)
P	Craig Hentrich (15)
Pro Bowl	
All-Pro	
GM:	Floyd Reese; Head Coach: Jeff Fisher
Asst. Coaches:	Mike Heimerdinger (off. coord.), Jim Schwartz (def. coord.), George Henshaw (asst. head coach/off.), Gunther Cunningham (asst. head coach defense/LB), Chuck Cecil (def. asst.), Craig Johnson (off. asst.), Alan Lowry (ST), Mike Munchak (OL), Sherman Smith (RB), Steve Walters (WR), Jim Washburn (DL), Steve Watterson (strength & rehab.), Everett Withers (DB)

AMERICAN FOOTBALL CONFERENCE STANDINGS				
AFC EAST	W	L	T	Pct
New England	11	5	0	.688
* Miami	11	5	0	.688
* N.Y. Jets	10	6	0	.625
Indianapolis	6	10	0	.375
Buffalo	3	13	0	.188
AFC CENTRAL	W	L	T	Pct
Pittsburgh	13	3	0	.812
* Baltimore	10	6	0	.625
Cleveland	7	9	0	.438
Tennessee	7	9	0	.438
Jacksonville	6	10	0	.375
Cincinnati	6	10	0	.375
AFC WEST	W	L	T	Pct
Oakland	10	6	0	.6

2000 SEASON (13-3 REGULAR SEASON, 0-1 PLAYOFFS) · 1ST PLACE AFC CENTRAL

DATE	OPPONENT	SCORE	W/L	ATT
Sep. 3	at Buffalo	13-16	L	77,492
Sep. 10	KANSAS CITY	17-14*	W	68,203
Sep. 17	BYE			
Sep. 24	at Pittsburgh	23-20	W	51,769
Oct. 1	NY GIANTS	28-14	W	68,341
Oct. 8	at Cincinnati	23-14	W	63,406
Oct. 16	JACKSONVILLE	27-13	W	68,498
Oct. 22	at Baltimore	14-6	W	69,200
Oct. 30	at Washington	27-21	W	83,472
Nov. 5	PITTSBURGH	9-7	W	68,498
Nov. 12	BALTIMORE	23-24	L	68,490
Nov. 19	CLEVELAND	24-10	W	68,498
Nov. 26	at Jacksonville	13-16	L	65,454
Dec. 3	at Philadelphia	15-13	W	65,639
Dec. 10	CINCINNATI	35-3	W	68,498
Dec. 17	at Cleveland	24-0	W	72,318
Dec. 25	DALLAS	31-0	W	68,498
Jan. 7	BALTIMORE	10-24	L	68,527

* Overtime

	TITANS	OPP
Total First Downs	299	215
Rushing	107	62
Passing	167	134
Penalty	25	19
3rd Down: Made/Att	97/228	68/221
3rd Down Pct.	42.5	30.8
4th Down: Made/Att	4/11	1/12
4th Down Pct.	36.4	8.3
Possession Avg.	33:48	26:12
Total Net Yards	5350	3814
Avg. Per Game	334.4	238.4
Total Plays	1036	908
Avg. Per Play	5.2	4.2
Net Yards Rushing	2085	1390
Avg. Per Game	130.3	86.9
Total Rushes	546	387
Net Yards Passing	3265	2424
Avg. Per Game	204.1	151.5
Sacked/Yards Lost	28/165	55/337
Gross Yards	3430	2761
Att./Comp.	462/286	466/242
Completion Pct.	61.9	51.9
Had Intercepted	16	17
Punts/Average	76/40.8	105/42.7
Net Punting Avg.	76/36.3	105/35.0
Penalties/Yards	107/870	97/778
Fumbles/Ball Lost	24/14	39/13
Touchdowns	38	20
Rushing	14	7
Passing	18	10
Returns	6	3

BY PERIODS	1	2	3	4	OT	PTS
Titans	65	111	75	92	3	346
Opponents	36	50	30	75	0	191

SCORING	TD	RU	PA	RT	PAT	FG	S	TP
Del Greco	0	0	0	0	37/38	27/33	0	118
George	16	14	2	0	0	0	0	96
Mason	6	0	5	1	0	0	0	36
Wycheck	4	0	4	0	0	0	0	24
Neal	2	0	2	0	0	0	0	12
Thigpen	2	0	2	0	0	0	0	12
Bulluck	1	0	0	1	0	0	0	6
K.Dyson	1	0	1	0	0	0	0	6
Ford	1	0	0	1	0	0	0	6
Godfrey	1	0	0	1	0	0	0	6
Kinney	1	0	1	0	0	0	0	6
Phenix	1	0	0	1	0	0	0	6
Rolle	1	0	0	1	0	0	0	6
Thomas	1	0	1	0	0	0	0	6
Hentrich	0	0	0	0	0/0	0/1	0	0
Titans	38	14	18	6	37/38	27/34	0	346
Opponents	20	7	10	3	20/20	17/22	0	191

2-Pt Conversions: Titans 0-0, Opponents 0-0

RUSHING	No	Yds	Avg	Lg	TD
George	403	1509	3.7	35t	14
McNair	71	404	5.7	25	0
Thomas	61	175	2.9	20	0
Mason	1	1	1.0	1	0
Neal	1	-2	-2.0	-2	0
O'Donnell	9	-2	-2.2	4	0
Titans	546	2085	3.8	35t	14
Opponents	387	1390	3.6	80t	7

PASSING	Att	Cmp	Pct	Yards	Yds/Att	TD	Int	Lg	Sk/Yds	Rating
McNair	396	248	62.6	2847	7.19	15	13	56t	24/141	83.2
O'Donnell	64	36	56.3	530	8.28	2	3	67	3/23	74.3
Wycheck	2	2	100.0	53	26.50	1	0	30t	0/0	158.3
Titans	462	286	61.9	3430	7.42	18	16	67	28/165	83.2
Opponents	466	242	51.9	2761	5.92	10	17	48	55/337	62.0

RECEIVING	No	Yds	Avg	Lg	TD
Wycheck	70	636	9.1	26	4
Mason	63	895	14.2	34	5
George	50	453	9.1	24	2
Sanders	33	536	16.2	54	0
Kinney	19	197	10.4	19	1
Thigpen	15	289	19.3	56t	2
Pickens	10	242	24.2	67	0
Neal	9	31	3.4	8	2
Thomas	8	35	4.4	9t	1
Dyson	6	104	17.3	30t	1
Roan	3	12	4.0	6	0
Titans	286	3430	12.0	67	18
Opponents	242	2761	11.4	48	10

INTERCEPTIONS	No	Yds	Avg	Lg	TD
Rolle	7	140	20.0	81t	1
Sidney	3	19	6.3	19	0
Godfrey	2	25	12.5	24t	1
D. Walker	2	4	2.0	4	0
Phenix	1	87	87.0	87t	1
Bulluck	1	8	8.0	8t	1
Booker	1	2	2.0	2	0
Titans	17	285	16.8	87t	4
Opponents	16	236	14.8	42t	3

PUNTING	No	Yds	Avg	Net	TB	In	Lg	B
Hentrich	76	3101	40.8	36.3	9	33	67	0
Titans	76	3101	40.8	36.3	9	33	67	0
Opponents	105	4484	42.7	35.0	7	30	64	0

PUNT RETURNS	No	FC	Yds	Avg	Lg	TD
Mason	51	17	662	13.0	69t	1
Thigpen	1	1	9	9.0	9	0
D.Walker	1	0	0	0.0	0	0
Titans	53	18	671	12.7	69t	1
Opponents	28	21	160	5.7	20	0

KICKOFF RETURNS	No	Yds	Avg	Lg	TD
Mason	42	1132	27.0	66	0
Coleman	2	54	27.0	27	0
Leach	1	10	10.0	10	0
Neal	1	15	15.0	15	0
Thornton	1	16	16.0	16	0
Titans	47	1227	26.1	66	0
Opponents	76	1587	20.9	38	0

FIELD GOALS	1-19	20-29	30-39	40-49	50+
Del Greco	0/0	13/15	7/8	6/9	1/1
Hentrich	0/0	0/0	0/0	0/0	0/1
Titans	0/0	13/15	7/8	6/9	1/2
Opponents	0/0	5/5	6/8	6/7	0/2

Del Greco:(38G, 27G) (36G) (24G, 40G, 40G) (46N) (22G, 41G, 33N, 34G) (26G, 44N, 28G) () (46G, 21G) (21G, 24N, 31G, 29G) (23G, 43N) (22G) (30G, 38G, 28N) (26G, 42G, 22G, 44G, 50G) () (33G) (21G)
Hentrich: (60N) () () () () () () () () () () () () () () () ()
Opponents: (51N, 42G, 41G, 33G) (36N) (32G, 32G, 50N) () (35B, 46N) (23G, 45G) (21G, 38G) () () (45G) (38G) (27G, 20G, 38G) (23G, 40G) (45G) () ()

SACKS
 Kearse 11.5, Holmes 8.0, Favors 5.5, Robinson 4.0, Salave'a 4.0, Thornton 4.0, Embray 3.5, Godfrey 3.0, Bishop 2.5, Smith 2.5, Fisk 2.0, Ford 2.0, Rolle 1.5, Killens 1.0
Titans 55.0, Opponents 28.0

TACKLES (Solo-Assists-Total)
 Godfrey (97-72-169), Bishop (76-29-105), Robertson (62-30-92), Robinson (59-32-91), Kearse (53-31-84), Fisk (41-35-76), Holmes (44-29-73), Favors (37-24-61), Thornton (27-28-55), Ford (28-19-47), Salave'a (22-21-43), Walker (40-3-43), Rolle (27-15-42), Phenix (20-5-25), Sidney (15-6-21), Bulluck (13-8-21), Booker (11-9-20), Embray (7-9-16), Myers (8-3-11), McCullough (6-2-8), Smith (4-2-6), Chamberlin (0-2-2), Killens (2-0-2), Morris (0-1-1)
Team Totals: 693-416-1109

USUAL STARTING LINEUP

OFFENSE
WR Derrick Mason (85)
LT Brad Hopkins (72)
LG Bruce Matthews (74)
 C Kevin Long (60)
 RG Benji Olson (75)
 RT Fred Miller (71)
TE Frank Wycheck (89)
 WR Chris Sanders (81)
QB Steve McNair (9)
RB Eddie George (27)
 FB Lorenzo Neal (41)

DEFENSE
LE Jevon Kearse (90)
 LT John Thornton (78)
 RT Jason Fisk (97)
 RE Kenny Holmes (99)
 LLB Greg Favors (51)
 MLB Randall Godfrey (56)
 RLB Eddie Robinson (55)
 LCB Denard Walker (25)
RCB Samari Rolle (21)
SS Blaine Bishop (23)
 FS Marcus Robertson (31)

SPECIALISTS
 K Al Del Greco (3)
 P Craig Hentrich (15)

Pro Bowl
 All-Pro

GM: Floyd Reese; **Head Coach:** Jeff Fisher
Asst. Coaches: Mike Heimerdinger (off. coord.), Gregg Williams (def. coord.), George Henshaw (asst. head coach/off.), Jerry Gray (DB), Craig Johnson (off. asst.), Alan Lowry (ST), Mike Munchak (OL), Jim Schwartz (LB), Sherman Smith (RB), Ronnie Vinkler (def. asst.), Steve Walters (WR), Jim Washburn (DL), Steve Watterson (strength & rehab.)

AMERICAN FOOTBALL CONFERENCE STANDINGS

AFC EAST	W	L	T	Pct
Miami	11	5	0	.688
* Indianapolis	10	6	0	.625
N.Y. Jets	9	7	0	.563
Buffalo	8	8	0	.500
New England	5	11	0	.313
AFC CENTRAL	W	L	T	Pct
Tennessee	13	3	0	.813
* Baltimore	12	4	0	.750
Pittsburgh	9	7	0	.563
Jacksonville	7	9	0	.438
Cincinnati	4	12	0	.250
Cleveland	3	13	0	.188
AFC WEST	W	L	T	Pct
Oakland	12	4	0	.750
* Denver	11	5	0	.688
Kansas City	7	9	0	.438
Seattle	6	10	0	.375
San Diego	1	15	0	.063

NATIONAL FOOTBALL CONFERENCE STANDINGS

NFC EAST	W	L	T	Pct
N.Y. Giants	12	4	0	.750
* Philadelphia	11	5	0	.688
Washington	8	8	0	.500
Dallas	5	11	0	.313
Arizona	3	13	0	.188
NFC CENTRAL	W	L	T	Pct
Minnesota	11	5	0	.688
* Tampa Bay	10	6	0	.625
Green Bay	9	7	0	.563
Detroit	9	7	0	.563
Chicago	5	11	0	.313
NFC WEST	W	L		

1999 SEASON (13-3 REGULAR SEASON, 3-1 PLAYOFFS) • 2ND PLACE AFC CENTRAL

DATE	OPPONENT	SCORE	W/L	ATT
Sep. 12	CINCINNATI	36-35	W	65,272
Sep. 19	CLEVELAND	26-9	W	65,904
Sep. 26	at Jacksonville	20-19	W	61,502
Oct. 3	at San Francisco	22-24	L	67,447
Oct. 10	BALTIMORE	14-11	W	65,486
Oct. 17	at New Orleans	24-21	W	51,875
Oct. 24	BYE			
Oct. 31	ST. LOUIS	24-21	W	66,415
Nov. 7	at Miami	0-17	L	74,109
Nov. 14	at Cincinnati	24-14	W	46,017
Nov. 21	PITTSBURGH	16-10	W	66,619
Nov. 28	at Cleveland	33-21	W	72,008
Dec. 5	at Baltimore	14-41	L	67,854
Dec. 9	OAKLAND	21-14	W	66,357
Dec. 19	ATLANTA	30-17	W	66,196
Dec. 26	JACKSONVILLE	41-14	W	66,641
Jan. 2	at Pittsburgh	47-36	W	48,025
Jan. 8	BUFFALO	22-16	W	66,782
Jan. 16	at Indianapolis	19-16	W	57,097
Jan. 23	at Jacksonville	33-14	W	75,206
Jan. 30	ST. LOUIS	16-23	L	72,625

* Overtime

	TITANS	OPP
Total First Downs	294	300
Rushing	109	81
Passing	167	193
Penalty	18	26
3rd Down: Made/Att	83/217	70/200
3rd Down Pct.	38.2	35.0
4th Down: Made/Att	7/12	4/14
4th Down Pct.	58.3	28.6
Possession Avg.	31:30	28:30
Total Net Yards	5296	5245
Avg. Per Game	331.0	327.8
Total Plays	1011	994
Avg. Per Play	5.2	5.3
Net Yards Rushing	1811	1550
Avg. Per Game	113.2	96.9
Total Rushes	459	383
Net Yards Passing	3485	3695
Avg. Per Game	217.8	230.9
Sacked/Yards Lost	25/137	54/305
Gross Yards	3622	4000
Att./Comp.	527/304	557/312
Completion Pct.	57.7	56.0
Had Intercepted	13	16
Punts/Average	90/42.5	80/42.9
Net Punting Avg.	90/38.1	80/37.2
Penalties/Yards	114/1069	128/1010
Fumbles/Ball Lost	17/9	39/24
Touchdowns	46	39
Rushing	19	8
Passing	23	26
Returns	4	5

BY PERIODS	1	2	3	4	OT	PTS
Titans	113	97	85	97	0	392
Opponents	44	93	103	84	0	324

SCORING	TD	RU	PA	RT	PAT	FG	S	TP
Del Greco	0	0	0	0	43/43	21/25	0	106
E. George	13	9	4	0	0	0	0	78
McNair	8	8	0	0	0	0	0	48
Dyson	4	0	4	0	0	0	0	24
Thigpen	4	0	4	0	0	0	0	24
Neal	3	1	2	0	0	0	0	18
Roan	3	0	3	0	0	0	0	18
Byrd	2	0	2	0	0	0	0	12
Wycheck	2	0	2	0	0	0	0	12
Harris	1	0	1	0	0	0	0	8
Kearse	1	0	0	1	0	0	0	6
Mason	1	0	0	1	0	0	0	6
Mitchell	1	0	0	1	0	0	0	6
Sanders	1	0	1	0	0	0	0	6
Thomas	1	1	0	0	0	0	0	6
Walker	1	0	0	1	0	0	0	6
Thornton	0	0	0	0	1	2	0	2
Titans	46	19	23	4	43/43	21/25	4	392
Opponents	39	8	26	5	33/33	15/22	2	324

2-Pt Conversions: Harris, Titans 1-3, Opponents 4-6

RUSHING	No	Yds	Avg	Lg	TD
E. George	320	1304	4.1	40	9
McNair	72	337	4.7	38	8
Thomas	43	164	3.8	22	1
Dyson	1	3	3.0	3	0
Hentrich	2	1	0.5	1	0

PASSING	Att	Cmp	Pct	Yards	Yds/Att	TD	Int	Lg	Sk/Yds	Rating
McNair	331	187	56.5	2179	6.58	12	8	65t	16/74	78.6
O'Donnell	195	116	59.5	1382	7.09	10	5	54t	9/63	87.6
Wycheck	1	1	100.0	61	61.00	1	0	61t	0/0	158.3
Titans	527	304	57.7	3622	6.87	23	13	65t	25/137	83.1
Opponents	557	312	56.0	4000	7.18	26	16	78t	54/305	82.3

Neal	2	1	0.5	1t	1
O'Donnell	19	1	0.1	4	0
Titans	459	1811	3.9	40	19
Opponents	383	1550	4.0	72	8

RECEIVING	No	Yds	Avg	Lg	TD
Wycheck	69	641	9.3	35	2
Dyson	54	658	12.2	47t	4
E. George	47	458	9.7	54t	4
Thigpen	38	648	17.1	35	4
Harris	26	297	11.4	62t	1
Sanders	20	336	16.8	48t	1
Byrd	14	261	18.6	65t	2
Roan	9	93	10.3	24t	3
Thomas	9	72	8.0	26	0
Mason	8	89	11.1	31	0
Neal	7	27	3.9	8	2
Kent	3	42	14.0	25	0
Titans	304	3622	11.9	65t	23
Opponents	312	4000	12.8	78t	26

INTERCEPTIONS	No	Yds	Avg	Lg	TD
Rolle	4	65	16.3	30	0
Sidney	3	12	4.0	7	0
Holmes	2	17	8.5	19	0
Dorsett	1	43	43.0	43	0
Mitchell	1	42	42.0	42t	1
Bowden	1	29	29.0	29	0
Walker	1	27	27.0	27	0
Fisk	1	17	17.0	17	0
Robertson	1	3	3.0	3	0
Jackson	1	2	2.0	2	0
Titans	16	257	16.1	43	1
Opponents	13	227	17.5	47t	2

PUNTING	No	Yds	Avg	Net	TB	In	Lg	B
Hentrich	90	3824	42.5	38.1	3	35	78	0
Titans	90	3824	42.5	38.1	3	35	78	0
Opponents	80	3435	42.9	37.2	5	25	72	2

PUNT RETURNS	No	FC	Yds	Avg	Lg	TD
Mason	26	15	225	8.7	65t	1
Preston TM	8	2	59	7.4	12	0
Byrd	2	0	8	4.0	8	0
S. George	1	0	18	18.0	18	0
Rolle	1	0	23	23.0	23	0
Sidney	1	0	4	4.0	4	0
Thigpen	1	0	21	21.0	21	0
Titans	40	17	358	9.0	65t	1
Opponents	45	22	335	7.4	32	0

KICKOFF RETURNS	No	Yds	Avg	Lg	TD
Mason	41	805	19.6	41	0
Preston TM	5	119	23.8	29	0
S. George	4	63	15.8	22	0
Byrd	2	16	8.0	9	0
Kent	2	24	12.0	13	0
Neal	2	15	7.5	14	0
Titans	56	1042	18.6	41	0
Opponents	76	1596	21.0	99t	2

FIELD GOALS	1-19	20-29	30-39	40-49	50+
Del Greco	1/1	8/8	7/9	4/6	1/1
Titans	1/1	8/8	7/9	4/6	1/1
Opponents	0/0	4/4	4/7	6/9	1/2

Del Greco: (50G, 33G) (35G, 44N) (44G, 48G) (21G, 22G, 28G) (1) (42N, 19G) (27G) (33N) (26G) (1) (27G, 31G, 37N) (39G, 33G) (1) (38G, 27G, 43N) (30G, 20G) (42G)

Opponents: (33G, 38G) (41G) (42G) (39G) (44G, 46G, 50G) (24G, 42G) (54N, 38N) (43N, 46G) (32N) (44N, 24G) (1) (21G, 27G) (32N, 45N) (32G) (1) (1)

SACKS
Kearse 14.5, Robinson 6.0, Ford 5.5, Thornton 4.5, Fisk 4.0, Holmes 4.0, Bowden 3.5, Evans 3.5, Rolle 3.0, Bishop 2.5, Jones 1.0, Frederick 0.5, Jackson 0.5, Robertson 0.5, Wortham 0.5

Titans 54.0, Opponents 25.0

TACKLES (Solo-Assists-Total)
Bishop (80-33-113), Robinson (84-49-113), Robertson (64-28-92), Kearse (59-26-85), Bowden (54-27-81), Wortham (50-31-81), Fisk (41-39-80), Rolle (57-13-70), Walker (47-9-56), Evans (26-28-54), Ford (26-15-41), Phenix (32-7-39), Sidney (34-5-39), Holmes (20-18-38), Thornton (23-10-33), Killens (13-12-25), Jackson (18-4-22), Colman (12-9-21), Jones (12-7-19), Dorsett (10-1-11), Frederick (2-8-10), Salave'a (4-6-10), Mitchell (6-1-7), McCullough (3-0-3)

Team Totals: 760-383-1143

USUAL STARTING LINEUP

OFFENSE
WR Kevin Dyson (87)
LT Brad Hopkins (72)
LG Bruce Matthews (74)
C Kevin Long (60)
RG Benji Olson (75)
RT Jon Runyan (69)
TE Frank Wycheck (89)
WR Yancey Thigpen (82)
QB Steve McNair (9)
RB Eddie George (27)
FB Lorenzo Neal (41)

DEFENSE
LE Jevon Kearse (90)
LT Josh Evans (91)
RT Jason Fisk (97)
RE Kenny Holmes (99)
LLB Eddie Robinson (55)
MLB Barron Wortham (82)
RLB Joe Bowden (58)
LCB Denard Walker (25)
RCB Samari Rolle (21)
SS Blaine Bishop (23)
FS Marcus Robertson (31)

SPECIALISTS
K Al Del Greco (3)
P Craig Hentrich (15)

Pro Bowl

All-Pro

GM: Floyd Reese; **Head Coach:** Jeff Fisher
Asst. Coaches: George Henshaw (asst. head coach/run game), Les Steckel (off. coord.), Gregg Williams (def. coord.), Bart Andrus (QB), O'Neill Gilbert (LB), Jerry Gray (DB), Alan Lowry (ST), Mike Munchak (OL), Jim Schwartz (def. asst.), Sherman Smith (RB), Steve Walters (WR), Jim Washburn (DL), Steve Watterson (strength & rehab.)

AMERICAN FOOTBALL CONFERENCE STANDINGS

AFC EAST	W	L	T	Pct
Indianapolis	13	3	0	.813
* Buffalo	11	5	0	.688
* Miami	9	7	0	.563
N.Y. Jets	8	8	0	.500
New England	8	8	0	.500
AFC CENTRAL				
W	L	T	Pct	
Jacksonville	14	2	0	.875
* Tennessee	13	3	0	.813
Baltimore	8	8	0	.500
Pittsburgh	6	10	0	.375
Cincinnati	4	12	0	.250
Cleveland	2	14	0	.125
AFC WEST				
W	L	T	Pct	
Seattle	9	7	0	.563
Kansas City	9	7	0	.563
Oakland	8	8	0	.500
San Diego	8	8	0	.500
Denver	6	10	0	.375

NATIONAL FOOTBALL CONFERENCE STANDINGS

NFC EAST	W	L	T	Pct
Washington	10	6	0	.625
* Dallas	8	8	0	.500
N.Y. Giants	7	9	0	.438
Arizona	6	10	0	.375
Philadelphia	5	11	0	.313
NFC CENTRAL				
W	L	T	Pct	
Tampa Bay	11	5	0	.688
* Minnesota	10	6	0	.625
* Detroit	8	8	0	.500
Green Bay	8	8	0	.500
Chicago	6	10	0	.375
NFC WEST				
W	L	T	Pct	
St. Louis	13	3	0	.813
Carolina	8	8	0	.500
Atlanta	5	11	0	.313
San Francisco	4	12	0	.250
New Orleans	3	13	0	.188

* Wild Card for Playoffs

TITANS VS. THE NFL

All-time regular season and playoff records versus 31 current NFL opponents

OPPONENT	FIRST MEETING	REGULAR SEASON			POSTSEASON			COMBINED			STREAK	LAST TIME
		HOME	AWAY	TOTAL	HOME	AWAY	TOTAL	HOME	AWAY	TOTAL		
Arizona Cardinals	1970	2-5-0	2-3-0	4-8-0	0-0	0-0	0-0	2-5-0	2-3-0	4-8-0	L3	9/12/21 at Ten, L 13-38
Atlanta Falcons	1972	5-2-0	3-5-0	8-7-0	0-0	0-0	0-0	5-2-0	3-5-0	8-7-0	W1	9/29/19 at Atl, W 24-10
Baltimore Ravens	1996	6-5-0	5-5-0	11-10-0	0-3	2-0	2-3	6-8-0	7-5-0	13-13-0	L1	1/10/21 at Ten, L 13-20
Buffalo Bills	1960	15-8-0	14-10-0	29-18-0	1-0	0-2	1-2	16-8-0	14-12-0	30-20-0	L1	9/19/22 at Buf, L 7-41
Carolina Panthers	1996	1-2-0	2-1-0	3-3-0	0-0	0-0	0-0	1-2-0	2-1-0	3-3-0	L2	11/3/19 at Car, L 20-30
Chicago Bears	1973	3-4-0	4-2-0	7-6-0	0-0	0-0	0-0	3-4-0	4-2-0	7-6-0	W2	11/8/20 at Ten, W 24-17
Cincinnati Bengals	1968	23-13-1	17-21-0	40-34-1	0-1	0-1	0-2	23-14-1	17-22-0	40-36-1	L2	1/22/21 at Ten, L 16-19
Cleveland Browns	1970	14-20-0	17-16-0	31-36-0	0-0	1-0	1-0	14-20-0	17-16-0	31-36-0	L1	12/6/20 at Ten, L 35-41
Dallas Cowboys	1970	2-5-0	5-3-0	7-8-0	0-0	0-0	0-0	2-5-0	5-3-0	7-8-0	W1	11/5/18 at Dal, W 28-14
Denver Broncos	1960	16-6-0	8-10-1	24-16-1	1-0	0-2	1-2	17-6-0	8-12-1	25-18-1	W2	11/13/22 at Ten, W 17-10
Detroit Lions	1971	6-2-0	4-1-0	10-3-0	0-0	0-0	0-0	6-2-0	4-1-0	10-3-0	W6	12/20/20 at Ten, W 46-25
Green Bay Packers	1972	3-3-0	4-3-0	7-6-0	0-0	0-0	0-0	3-3-0	4-3-0	7-6-0	L1	12/27/20 at GB, L 14-40
Houston Texans	2002	12-8-0	11-10-0	23-18-0	0-0	0-0	0-0	12-8-0	11-10-0	23-18-0	W2	10/30/22 at Hou, W 17-10
Indianapolis Colts	1970	10-16-0	11-19-0	21-35-0	0-0	1-0	1-0	10-16-0	12-19-0	22-35-0	W5	10/23/22 at Ten, W 19-10
Jacksonville Jaguars	1995	18-9-0	15-12-0	33-21-0	0-0	1-0	1-0	18-9-0	16-12-0	34-21-0	W5	12/12/21 at Ten, W 20-0
Kansas City Chiefs	1960	14-10-0	10-18-0	24-28-0	0-2	1-1	1-3	14-12-0	11-19-0	25-31-0	L1	11/6/22 at KC, L 17-20 (OT)
Las Vegas Raiders	1960	15-14-0	7-12-0	22-26-0	0-0	0-4	0-4	15-14-0	7-16-0	22-30-0	W2	9/25/22 at Ten, W 24-22
Los Angeles Chargers	1960	12-9-0	3-18-1^	15-27-1	1-0	2-1	3-1	13-9-0	5-19-1	18-28-1	W1	10/20/19 at Ten, W 23-20
Los Angeles Rams	1973	3-4-0	3-3-0	6-7-0	0-0	0-0	0-1*	3-4-0	3-3-0	6-8-0*	W1	11/7/21 at LAR, W 28-16
Miami Dolphins	1966	9-8-0	8-13-0	17-21-0	0-0	1-0	1-0	9-8-0	9-13-0	18-21-0	W1	1/2/22 at Ten, W 34-3
Minnesota Vikings	1974	3-2-0	2-7-0	5-9-0	0-0	0-0	0-0	3-2-0	2-7-0	5-9-0	W1	9/27/20 at Min, W 31-30
New England Patriots	1960	11-7-0	5-17-1	16-24-1	0-0	2-2	2-2	11-7-0	7-19-1	18-26-1	L1	11/28/21 at NE, L 13-36
New Orleans Saints	1971	3-4-1	6-2-0	9-6-1	0-0	0-0	0-0	3-4-1	6-2-0	9-6-1	W1	11/14/21 at Ten, W 23-21
New York Giants	1973	3-4-0	3-3-0	6-7-0	0-0	0-0	0-0	3-4-0	3-3-0	6-7-0	L1	9/11/22 at Ten, L 20-21
New York Jets	1960	18-6-0	6-14-1	24-20-1	1-0	0-0	1-0	19-7-0	6-13-1	25-20-1	L1	10/3/21 at NYJ, L 24-27 OT
Philadelphia Eagles	1972	3-3-0	2-4-0	5-7-0	0-0	0-0	0-0	3-3-0	2-4-0	5-7-0	W1	9/30/18 at Ten, W 26-23 OT
Pittsburgh Steelers	1970	19-19-0	12-26-0	31-45-0	1-1	0-2	1-3	20-20-0	12-28-0	32-48-0	L4	12/19/21 at Pit, L 13-19
San Francisco 49ers	1970	3-5-0	3-4-0	6-9-0	0-0	0-0	0-0	3-5-0	3-4-0	6-9-0	W1	12/23/21 at Ten, W 20-17
Seattle Seahawks	1977	4-3-0	3-7-0	7-10-0	1-0	0-0	1-0	5-3-0	3-7-0	8-10-0	W2	9/19/21 at Sea, W 33-30
Tampa Bay Buccaneers	1976	8-0-0	2-2-0	10-2-0	0-0	0-0	0-0	8-0-0	2-2-0	10-2-0	W3	10/27/19 at Ten, W 27-23
Washington Commanders	1971	4-2-0	4-4-0	8-6-0	0-0	0-0	0-0	4-2-0	4-4-0	8-6-0	W2	10/9/22 at Was, W 21-17

* Series vs. Los Angeles Rams includes Super Bowl XXXIV loss in Atlanta, Ga.

^ Series vs. Los Angeles Chargers includes a 2018 road loss in London, U.K.

Notes: The Cardinals were previously the Phoenix Cardinals (1988-93), St. Louis Cardinals (1960-87) and Chicago Cardinals (1920-59). The Bears were previously the Decatur Staleys (1920) and Chicago Staleys (1921). The Browns did not play from 1996-98 and rejoined league as expansion team in 1999. The Colts were previously the Baltimore Colts (1953-83). The Chiefs were previously the Dallas Texans (1960-62). The Patriots were previously the Boston Patriots (1960-70). The Jets were previously the New York Titans (1960-62). The Raiders were previously the Oakland Raiders (1960-81 and 1995-2019) and the Los Angeles Raiders (1982-94). The Rams were previously the Cleveland Rams (1937-42, 1944-45) and the St. Louis Rams (1995-2015).

TEAM-BY-TEAM RESULTS

Oilers/Titans Home Stadium Dates

1960-64: Jeppesen Stadium, Houston
 1965-67: Rice Stadium, Houston
 1968-96: Astrodome, Houston
 1997: Liberty Bowl, Memphis
 1998: Vanderbilt Stadium, Nashville
 1999-Present: Nissan Stadium, Nashville

Abbreviations

AFL Champ - AFL Championship game
 AFL Div - AFL Divisional playoff game
 WC - first round playoff game (Wild Card)
 Div - Divisional playoff game
 Champ - AFC Championship game
 SB - Super Bowl XXXIV



vs. ARIZONA CARDINALS

Regular Season: 4-8 (Home 2-5, Away 2-3) • Playoffs: 0-0

Date	Site	W/L	Score
11-1-70	St.L	L	0-44
10-20-74	Hou	L	27-31
10-7-79	Hou	L	17-24
10-27-85	St.L	W	20-10
11-20-88	Hou	W	38-20
12-4-94	Hou	L	12-30
10-26-97	Ariz	W	41-14
10-23-05	Ariz	L	10-20

Date	Site	W/L	Score
11-29-09	Tenn	W	20-17
12-15-13	Tenn	L	34-37 OT
12-10-17	Ariz	L	7-12
9-12-21	Tenn	L	13-38

Points: Titans 239, Cardinals 297
Longest Win Streak: 2 (1985-88)
Longest Losing Streak: 3 (Twice, last 2013-21)
At Nissan Stadium: 1-2
At Univ. of Phoenix Stadium: 0-1



vs. ATLANTA FALCONS

Regular Season: 8-7 (Home 5-2, Away 3-5) • Playoffs: 0-0

Date	Site	W/L	Score
12-3-72	Atl	L	10-20
11-28-76	Hou	W	20-14
9-3-78	Atl	L	14-20
11-29-81	Hou	L	27-31
9-23-84	Atl	L	10-42
10-25-87	Hou	W	37-33

Date	Site	W/L	Score
9-9-90	Atl	L	27-47
12-5-93	Hou	W	33-17
10-13-96	Atl	W	23-13
12-19-99	Tenn	W	30-17
11-23-03	Atl	W	38-31
10-7-07	Tenn	W	20-13

Date	Site	W/L	Score
11-20-11	Atl	L	17-23
10-25-15	Ten	L	7-10
9-29-19	Atl	W	24-10

Points: Titans 337, Falcons 341
Longest Win Streak: 5 (1993-2007)
Longest Losing Streak: 3 (1978-84)
At Nissan Stadium: 2-1
At Georgia Dome: 2-1
At Mercedes-Benz Stadium: 1-0



vs. BALTIMORE RAVENS

Regular Season: 11-10 (Home 6-5, Away 5-5) • Playoffs: 2-3 (Home 0-3, Away 2-0)

Date	Site	W/L	Score
9-15-96	Hou	W	29-13
12-22-96	Balt	W	24-21 OT
9-21-97	Tenn	L	10-36
12-14-97	Balt	L	19-21
10-11-98	Balt	W	12-8
12-6-98	Tenn	W	16-14
10-10-99	Tenn	W	14-11
12-5-99	Balt	L	14-41
10-22-00	Balt	W	14-6

Date	Site	W/L	Score
11-12-00	Tenn	L	23-24
1-7-01	Tenn	L	10-24 (Div)
10-7-01	Balt	L	7-26
11-12-01	Tenn	L	10-16
11-24-02	Balt	L	12-13
1-3-04	Balt	W	20-17 (WC)
9-18-05	Tenn	W	25-10
11-12-06	Tenn	L	26-27
10-05-08	Balt	W	13-10

Date	Site	W/L	Score
1-10-09	Tenn	L	10-13 (Div)
9-18-11	Tenn	W	26-13
11-9-14	Balt	L	7-21
11-5-17	Tenn	W	23-20
10-14-18	Tenn	L	0-21
1-11-20	Balt	W	28-12 (Div)
11-22-20	Balt	W	30-24 OT
1-10-21	Tenn	L	13-20 (WC)

Points: Titans 435, Ravens 482
Longest Win Streak: 3 (1998-99)
Longest Losing Streak: 5 (2000-02)
At Nissan Stadium: 4-7
At M&T Bank Stadium: 6-4
Series Sweeps: Titans (1996, 98); Ravens (1997, 2001)



vs. BUFFALO BILLS

Regular Season: 29-18 (Home 15-8, Away 14-10) • Playoffs: 1-2 (Home 1-0, Away 0-2)

Date	Site	W/L	Score
10-30-60	Buf	L	24-25
12-11-60	Hou	W	31-23
10-8-61	Hou	L	12-22
10-29-61	Buf	W	28-16
9-9-62	Buf	W	28-23
10-7-62	Hou	W	17-14
9-28-63	Buf	W	31-20
10-20-63	Hou	W	28-14
10-11-64	Hou	L	17-48
11-1-64	Buf	L	10-24
10-31-65	Buf	W	19-17
12-5-65	Hou	L	18-29
9-25-66	Buf	L	20-27
11-20-66	Hou	L	20-42
9-17-67	Buf	W	20-3
10-29-67	Hou	W	10-3

Date	Site	W/L	Score
10-27-68	Buf	W	30-7
12-7-68	Hou	W	35-6
9-21-69	Buf	W	17-3
10-5-69	Hou	W	28-14
12-12-71	Buf	W	20-14
11-10-74	Buf	W	21-9
9-19-76	Buf	W	13-3
10-15-78	Hou	W	17-10
9-25-83	Buf	L	13-30
11-10-85	Buf	L	0-20
12-21-86	Hou	W	16-7
9-20-87	Buf	L	30-34
1-1-89	Buf	L	10-17 (Div)
9-24-89	Hou	L	41-47 OT
11-26-90	Hou	W	27-24
12-27-92	Hou	W	27-3

Date	Site	W/L	Score
1-3-93	Buf	L	38-41 OT (WC)
10-11-93	Buf	L	7-35
9-18-94	Hou	L	7-15
12-24-95	Buf	W	28-17
11-23-97	Tenn	W	31-14
1-8-00	Tenn	W	22-16 (WC)
9-3-00	Buf	L	13-16
12-14-03	Tenn	W	28-26
12-24-06	Buf	W	30-29
11-15-09	Tenn	W	41-17
12-4-11	Buf	W	23-17
10-21-12	Buf	W	35-34
10-11-15	Tenn	L	13-14
10-7-18	Buf	L	12-13
10-6-19	Tenn	L	7-14
10-13-20	Tenn	W	42-16

Points: Titans 1,096, Bills 1,004
Longest Win Streak: 10 (1967-78)
Longest Losing Streak: 3 (last 2015-19)
At Nissan Stadium: 5-1 overall (1-0 post)
At Ralph Wilson Stadium: 6-7 overall (0-2 postseason)
At New Era Field: 0-1 overall
At Highmark Stadium: 0-1 overall
Series Sweeps: Titans (1962, 63, 67, 68, 69); Bills (1964, 66)



vs. CAROLINA PANTHERS

Regular Season: 3-3 (Home 1-2, Away 2-1) • Playoffs: 0-0

Date	Site	W/L	Score
11-24-96	Hou	L	6-31
10-19-03	Car	W	37-17
11-4-07	Tenn	W	20-7
11-13-11	Car	W	30-3
11-15-15	Tenn	L	10-27

Date	Site	W/L	Score
11-3-19	Car	L	20-30

Total Points: Titans 123, Panthers 115
Longest Win Streak: 3 (2003-11)
Longest Losing Streak: 2 (2015-19)
At Nissan Stadium: 1-1
At Bank of America Stadium: 2-1



vs. CHICAGO BEARS

Regular Season: 7-6 (Home 3-4, Away 4-2) • Playoffs: 0-0

Date	Site	W/L	Score
10-28-73	Chi	L	14-35
11-6-77	Hou	W	47-0
11-16-80	Chi	W	10-6
10-12-86	Hou	L	7-20
10-15-89	Chi	W	33-28

Date	Site	W/L	Score
12-7-92	Hou	W	24-7
10-22-95	Chi	L	32-35
10-25-98	Tenn	L	20-23
11-14-04	Tenn	L	17-19 OT
11-9-08	Chi	W	21-14

Date	Site	W/L	Score
11-4-12	Tenn	L	20-51
11-27-16	Chi	W	27-21
11-8-20	Tenn	W	24-17

Total Points: Titans 296, Bears 266
Longest Win Streak: 2 (last 1989-92)
Longest Losing Streak: 3 (1995-04)
At Nissan Stadium: 1-2
At Soldier Field: 4-2



vs. CINCINNATI BENGALS

Regular Season: 40-34-1 (Home 23-13-1, Away 17-21) • Playoffs: 0-2 (Home 0-1, Away 0-1)

Date	Site	W/L	Score
11-3-68	Cin	W	27-17
11-9-69	Hou	T	31-31
10-4-70	Cin	W	20-13
12-13-70	Hou	L	20-30
10-31-71	Hou	W	10-6
11-21-71	Cin	L	13-28
10-29-72	Cin	L	7-30
12-17-72	Hou	L	17-61
9-23-73	Cin	L	10-24
12-16-73	Hou	L	24-27
10-27-74	Cin	W	21-34
11-17-74	Hou	W	20-3
10-5-75	Hou	L	19-21
11-30-75	Cin	L	19-23
10-24-76	Hou	L	7-27
11-14-76	Cin	L	27-31
10-30-77	Cin	L	10-13 OT
12-18-77	Hou	W	21-16
10-29-78	Cin	L	13-28
11-26-78	Hou	W	17-10
9-23-79	Cin	W	30-27 OT
11-18-79	Hou	W	42-21

Date	Site	W/L	Score
9-28-80	Cin	W	13-10
10-26-80	Hou	W	23-3
10-4-81	Hou	W	17-10
11-1-81	Cin	L	21-34
9-12-82	Cin	L	6-27
1-2-83	Hou	L	27-35
11-6-83	Hou	L	14-55
11-20-83	Cin	L	10-38
10-7-84	Cin	L	3-13
10-28-84	Hou	L	13-31
10-20-85	Hou	W	27-44
12-1-85	Cin	L	27-45
10-19-86	Cin	L	28-31
11-9-86	Hou	W	32-28
11-1-87	Cin	W	31-29
12-27-87	Hou	W	21-17
10-23-88	Cin	L	21-44
12-11-88	Hou	W	41-6
11-13-89	Hou	W	26-24
12-17-89	Cin	L	7-61
10-14-90	Hou	W	48-17
12-23-90	Cin	L	20-40

Date	Site	W/L	Score
1-6-91	Cin	L	14-41 (WC)
9-8-91	Cin	W	30-7
10-27-91	Hou	W	35-3
10-11-92	Cin	W	38-24
10-25-92	Hou	W	26-10
10-24-93	Hou	W	28-12
11-14-93	Cin	W	38-3
9-25-94	Hou	W	20-13
11-13-94	Cin	L	31-34
9-24-95	Cin	W	38-28
11-12-95	Hou	L	25-32
10-6-96	Cin	W	30-27 OT
12-15-96	Hou	L	13-21
10-12-97	Tenn	W	30-7
12-4-97	Cin	L	14-41
9-6-98	Cin	W	23-14
11-18-98	Tenn	W	44-14
9-12-99	Tenn	W	36-35
11-14-99	Cin	W	24-14
10-8-00	Cin	W	23-14
12-10-00	Tenn	W	35-3
11-18-01	Cin	W	20-7

1-6-02 Tenn L 21-23
 10-27-02 Cin W 30-24
 10-31-04 Tenn W 27-20
 10-16-05 Tenn L 23-31
 11-25-07 Cin L 6-35
 9-14-08 Cin W 24-7
 11-6-11 Ten L 17-24
 9-21-14 Cin L 7-33
 11-12-17 Tenn W 24-20
 11-1-20 Cin L 20-31
1-22-22 Tenn L 16-19 (Div)

Total Points: Titans 1,761, Bengals 1,804
Longest Win Streak: 7 (last 1998-01)
Longest Losing Streak: 7 (1981-84)
At Nissan Stadium: 4-4
At Paul Brown Stadium: 4-3
Series Sweeps: Titans (1974, 79, 80, 87, 91, 92, 93, 98, 99, 00); Bengals (1972, 73, 75, 76, 82, 83, 84)



vs. CLEVELAND BROWNS

Regular Season: 31-36 (Home 14-20, Away 17-16) • Playoffs: 1-0 (Home 0-0, Away 1-0)

Date	Site	W/L	Score
11-22-70	Clev	L	14-28
12-7-70	Hou	L	10-21
9-19-71	Clev	L	0-31
11-28-71	Hou	L	24-27
10-22-72	Hou	L	17-23
11-5-72	Clev	L	0-20
10-21-73	Clev	L	13-42
11-11-73	Hou	L	13-23
9-22-74	Clev	L	7-20
12-15-74	Hou	W	24-28
10-12-75	Clev	W	10-40
12-21-75	Hou	W	10-21
11-7-76	Hou	L	7-21
12-5-76	Clev	L	10-13
10-16-77	Hou	L	23-24
12-11-77	Clev	W	15-19
10-1-78	Clev	W	13-16
11-5-78	Hou	W	10-14
9-30-79	Hou	W	31-10
12-2-79	Clev	L	7-14

Date	Site	W/L	Score
9-15-80	Clev	W	7-16
11-30-80	Hou	L	14-17
9-13-81	Clev	W	9-3
12-3-81	Hou	W	17-13
12-26-82	Hou	L	14-20
10-30-83	Clev	L	19-25 OT
12-11-83	Hou	W	27-34
11-25-84	Clev	L	10-27
12-16-84	Hou	L	20-27
10-13-85	Hou	L	6-21
12-15-85	Clev	L	21-28
9-14-86	Hou	L	20-23
11-30-86	Clev	L	10-13 OT
10-11-87	Clev	W	15-10
11-22-87	Hou	L	7-40
11-7-88	Hou	W	24-17
12-18-88	Clev	L	23-28
12-24-88 Clev W 24-23 (WC)			
10-29-89	Clev	L	17-28
12-23-89	Hou	L	20-24

Date	Site	W/L	Score
11-18-90	Clev	W	35-23
12-9-90	Hou	W	58-14
11-17-91	Hou	W	28-24
12-15-91	Clev	W	17-14
11-8-92	Hou	L	14-24
12-20-92	Clev	W	17-14
11-21-93	Clev	W	27-20
12-12-93	Hou	W	19-17
10-13-94	Hou	L	8-11
11-27-94	Clev	L	10-34
9-17-95	Hou	L	7-14
11-5-95	Clev	W	37-10
9-19-99	Tenn	W	26-9
11-28-99	Clev	W	33-21
11-19-00	Tenn	W	24-10
12-17-00	Clev	W	24-0
12-2-01	Clev	W	31-15
12-30-01	Tenn	L	38-41
9-22-02	Tenn	L	28-31 OT
11-6-05	Clev	L	14-20

12-7-08 Tenn W 28-9
 10-2-11 Clev W 31-13
 10-5-14 Tenn L 28-29
 9-20-15 Clev L 14-28
 10-16-16 Tenn W 28-26
 10-22-17 Clev W 12-9
 9-8-19 Clev W 43-13
 12-6-20 Tenn L 35-41

Total Points: Titans 1,368, Browns 1,364
Longest Win Streak: 6 (1995-01)
Longest Losing Streak: 9 (1970-74)
At Nissan Stadium: 4-4
At FirstEnergy Stadium: 6-2
Series Sweeps: Titans (1975, 78, 81, 90, 91, 93, 99, 00); Browns (1970, 71, 72, 73, 76, 84, 85, 86, 89, 94)



vs. DALLAS COWBOYS

Regular Season: 7-8 (Home 2-5, Away 5-3) • Playoffs: 0-0

Date	Site	W/L	Score
12-20-70	Dal	L	10-52
11-24-74	Hou	L	0-10
11-22-79	Dal	W	30-24
12-13-82	Hou	L	7-37
9-29-85	Hou	L	10-17
11-24-88	Dal	W	25-17
11-10-91	Hou	W	26-23 OT
9-11-94	Dal	L	17-20

Date	Site	W/L	Score
11-27-97	Dal	W	27-14
12-25-00	Tenn	W	31-0
9-15-02	Dal	L	13-21
10-1-06	Tenn	L	14-45
10-10-10	Dal	W	34-27
9-14-14	Tenn	L	10-26
11-5-18	Dal	W	28-14

Total Points: Titans 282, Cowboys 347
Longest Win Streak: 2 (last 1997-00)
Longest Losing Streak: 2 (last 2002-06)
At Nissan Stadium: 1-2
At AT&T Stadium: 2-0



vs. DENVER BRONCOS

Regular Season: 24-16-1 (Home 16-6, Away 8-10-1) • Playoffs: 1-2 (Home 1-0, Away 0-2)

Date	Site	W/L	Score	Date	Site	W/L	Score	Date	Site	W/L	Score	Date	Site	W/L	Score
11-6-60	Den	W	45-25	10-1-67	Hou	W	10-6	10-6-85	Den	L	20-31	9-14-20	Den	W	16-14
11-20-60	Hou	W	20-10	11-12-67	Den	W	20-18	10-4-87	Den	W	40-10	11-13-22	Ten	W	17-10
11-5-61	Den	W	55-13	11-17-68	Hou	W	38-17	1-10-88	Den	L	10-34 (Div)	Total Points: Titans 1,073, Broncos 977			
11-26-61	Hou	W	45-14	10-26-69	Hou	W	24-21	10-6-91	Hou	W	42-14	Longest Win Streak: 5 (1962-65)			
10-21-62	Den	L	10-20	11-16-69	Den	T	20-20	1-4-92	Den	L	24-26 (Div)	Longest Losing Streak: 3 (1972-74, 2004-10)			
12-2-62	Hou	W	34-17	11-29-70	Hou	W	31-21	10-18-92	Den	L	21-27	At Nissan Stadium: 3-2			
9-14-63	Hou	W	14-20	9-17-72	Den	L	17-30	11-26-95	Hou	W	42-33	At Empower Field at Mile High: 1-3			
10-13-63	Den	W	33-24	10-14-73	Hou	L	20-48	12-25-04	Tenn	L	16-37	Series Sweeps: Titans (1960, 61, 63, 64, 67, 68); Broncos (1965)			
9-27-64	Den	W	38-17	12-8-74	Den	L	14-38	11-19-07	Den	L	20-34				
12-20-64	Hou	W	34-15	10-10-76	Hou	W	17-3	10-3-10	Tenn	L	20-26				
10-17-65	Den	L	17-28	12-4-77	Hou	L	14-24	9-25-11	Tenn	W	17-14				
11-14-65	Hou	L	21-31	12-23-79	Hou	W	13-7 (WC)	12-8-13	Den	L	28-51				
9-3-66	Hou	W	45-7	11-2-80	Den	W	20-16	12-11-16	Ten	W	13-10				
10-2-66	Den	L	38-40	10-9-83	Hou	L	14-26	10-13-19	Den	L	0-16				



vs. DETROIT LIONS

Regular Season: 10-3 (Home 6-2, Away 4-1) • Playoffs: 0-0

Date	Site	W/L	Score	Date	Site	W/L	Score	Date	Site	W/L	Score				
10-17-71	Hou	L	7-31	12-10-95	Hou	L	17-24	12-20-20	Ten	W	46-25	Total Points: Titans 351, Lions 290			
10-26-75	Hou	W	24-8	10-21-01	Det	W	27-24					Longest Win Streak: 6 (2001-20)			
11-13-83	Hou	W	27-17	1-2-05	Tenn	W	24-19					Longest Losing Streak: 1 (last 1995)			
10-5-86	Det	L	13-24	11-27-08	Det	W	47-10					At Nissan Stadium: 3-0			
11-5-89	Hou	W	35-31	9-23-12	Tenn	W	44-41 OT					At Ford Field: 2-0			
11-26-92	Det	W	24-21	9-18-16	Det	W	16-15								



vs. GREEN BAY PACKERS

Regular Season: 7-6 (Home 3-3, Away 4-3) • Playoffs: 0-0

Date	Site	W/L	Score	Date	Site	W/L	Score	Date	Site	W/L	Score				
11-19-72	Hou	L	10-23	12-20-98	GB	L	22-30	12-27-20	GB	L	14-40	Total Points: Titans 314, Packers 309			
9-25-77	GB	W	16-10	12-16-01	Tenn	W	26-20					Longest Win Streak: 3 (last 2001-08)			
12-14-80	GB	W	22-3	10-11-04	GB	W	48-27					Longest Losing Streak: 2 (1992-98)			
9-4-83	Hou	L	38-41 OT	11-02-08	Tenn	W	19-16 OT					At Nissan Stadium: 3-0			
9-7-86	GB	W	31-3	12-23-12	GB	L	7-55					At Lambeau Field: 4-3			
12-13-92	Hou	L	14-16	11-13-16	Tenn	W	47-25								



vs. HOUSTON TEXANS

Regular Season: 23-18 (Home 12-8, Away 11-10) • Playoffs: 0-0

Date	Site	W/L	Score	Date	Site	W/L	Score	Date	Site	W/L	Score	Date	Site	W/L	Score
11-10-02	Tenn	W	17-10	12-14-08	Hou	L	12-13	11-1-15	Hou	L	6-20	1-9-22	Hou	W	28-25
12-29-02	Hou	W	13-3	9-20-09	Tenn	L	31-34	12-27-15	Tenn	L	6-34	10-30-22	Hou	W	17-10
10-12-03	Tenn	W	38-17	11-23-09	Hou	W	20-17	10-2-16	Hou	L	20-27	Total Points: Titans 877, Texans 974			
12-21-03	Hou	W	27-24	11-28-10	Hou	L	0-20	1-1-17	Tenn	W	24-17	Longest Win Streak: 7 (2005-08)			
10-17-04	Tenn	L	10-20	12-19-10	Tenn	W	31-17	10-1-17	Hou	L	14-57	Longest Losing Streak: 5 (2014-16)			
11-28-04	Hou	L	21-31	10-23-11	Tenn	L	7-41	12-3-17	Tenn	W	24-13	At Nissan Stadium: 12-8			
10-9-05	Hou	W	34-20	1-1-12	Hou	W	23-22	9-16-18	Tenn	W	20-17	At NRG Stadium: 11-10			
12-11-05	Tenn	W	13-10	9-30-12	Hou	L	14-38	11-26-18	Hou	L	17-34	Series Sweeps: Titans (2002, 03, 05, 06, 07, 20); Texans (2004, 12, 14, 15)			
10-29-06	Tenn	W	28-22	12-2-12	Tenn	L	10-24	12-15-19	Tenn	L	21-24				
12-10-06	Hou	W	26-20 OT	9-15-13	Hou	L	24-30 OT	12-29-19	Hou	W	35-14				
10-21-07	Hou	W	38-36	12-29-13	Tenn	W	16-10	10-18-20	Tenn	W	42-36 OT				
12-2-07	Tenn	W	28-20	10-26-14	Tenn	L	16-30	1-3-21	Hou	W	41-38				
9-21-08	Tenn	W	31-12	11-30-14	Hou	L	21-45	11-21-21	Tenn	L	13-22				



vs. INDIANAPOLIS COLTS

Regular Season: 21-35 (Home 10-16, Away 11-19) • Playoffs: 1-0 (Home 0-0, Away 1-0)

Date	Site	W/L	Score	Date	Site	W/L	Score	Date	Site	W/L	Score	Date	Site	W/L	Score
10-11-70	Hou	L	20-24	12-7-03	Tenn	L	27-29	12-9-12	Ind	L	23-27	10-31-21	Ind	W	34-31 OT
11-4-73	Balt	W	31-27	9-19-04	Tenn	L	17-31	11-14-13	Tenn	L	27-30	10-2-22	Ind	W	24-17
11-1-76	Balt	L	14-38	12-5-04	Ind	L	24-51	12-1-13	Ind	L	14-22	10-23-22	Tenn	W	19-10
10-14-79	Balt	W	28-16	10-2-05	Tenn	L	10-31	9-28-14	Ind	L	17-41	Total Points: Titans 1,171, Colts 1,538			
9-21-80	Hou	W	21-16	12-4-05	Ind	L	3-35	12-28-14	Tenn	L	10-27	Longest Win Streak: 5 (current; 2020-22)			
12-18-83	Balt	L	10-20	10-8-06	Ind	L	13-14	9-27-15	Tenn	L	33-35	Longest Losing Streak: 11 (2011-16)			
9-9-84	Hou	L	21-35	12-3-06	Tenn	W	20-17	1-3-16	Ind	L	24-30	At Nissan Stadium: 7-14			
12-22-85	Ind	L	16-34	9-16-07	Tenn	L	20-22	10-23-16	Tenn	L	26-34	At RCA Dome: 5-8			
11-23-86	Hou	W	31-17	12-30-07	Ind	W	16-10	11-20-16	Ind	L	17-24	At Lucas Oil Stadium: 5-10			
11-29-87	Ind	L	27-51	10-27-08	Tenn	W	31-21	10-16-17	Tenn	W	36-22	Series Sweeps: Titans (2002, 17, 21, 22); Colts (2003, 04, 05, 09, 10, 12, 13, 14, 15, 16, 18)			
9-4-88	Ind	W	17-14 OT	12-28-08	Ind	L	0-23	11-26-17	Ind	W	20-16				
9-23-90	Hou	W	24-10	10-11-09	Tenn	L	9-31	11-18-18	Ind	L	10-38				
9-13-92	Ind	W	20-10	12-06-09	Ind	L	17-27	12-30-18	Tenn	L	17-33				
9-4-94	Ind	L	21-45	12-9-10	Tenn	L	28-30	9-15-19	Tenn	L	17-19				
1-16-00	Ind	W	19-16 (Div)	1-2-11	Ind	L	20-23	12-1-19	Ind	W	31-17				
11-3-02	Ind	W	23-15	10-30-11	Tenn	W	27-10	11-12-20	Tenn	L	17-34				
12-8-02	Tenn	W	27-17	12-18-11	Ind	L	13-27	11-29-20	Ind	W	45-26				
9-14-03	Ind	L	7-33	10-28-12	Tenn	L	13-19 OT	9-26-21	Tenn	W	25-16				



vs. JACKSONVILLE JAGUARS Regular Season: 33-21 (Home 18-9, Away 15-12) • Playoffs: 1-0 (Home 0-0, Away 1-0)

Date	Site	W/L	Score
9-3-95	Jax	W	10-3
10-1-95	Hou	L	17-16
9-8-96	Jax	W	34-27
12-8-96	Hou	L	17-23
11-2-97	Tenn	L	24-30
11-16-97	Jax	L	9-17
9-27-98	Tenn	L	22-27
12-13-98	Jax	W	16-13
9-26-99	Jax	W	20-19
12-26-99	Tenn	W	41-14
1-23-00	Jax	W	33-14 (Champ)
10-16-00	Tenn	W	27-13
11-26-00	Jax	L	13-16
9-23-01	Jax	L	6-13
11-4-01	Tenn	W	28-24
10-13-02	Tenn	W	23-14
12-22-02	Jax	W	28-10

Date	Site	W/L	Score
10-28-03	Jax	W	30-17
11-16-03	Tenn	W	10-3
9-26-04	Tenn	L	15-12
11-21-04	Jax	W	18-15
11-20-05	Tenn	L	28-31
1-1-06	Jax	L	13-40
11-5-06	Jax	L	7-37
12-17-06	Tenn	W	24-17
9-9-07	Jax	W	13-10
11-11-07	Tenn	L	13-28
9-7-08	Tenn	W	17-10
11-16-08	Jax	W	24-14
10-4-09	Jax	L	17-37
11-1-09	Tenn	W	30-13
10-18-10	Jax	W	30-3
12-5-10	Tenn	L	6-17
9-11-11	Jax	L	14-16

Date	Site	W/L	Score
12-24-11	Tenn	W	23-17
11-25-12	Jax	L	19-24
12-30-12	Tenn	W	38-20
11-10-13	Tenn	L	27-29
12-22-13	Jax	W	20-16
10-12-14	Tenn	W	16-14
12-18-14	Jax	L	13-21
11-19-15	Jax	L	13-19
12-6-15	Tenn	W	42-39
10-27-16	Tenn	W	36-22
12-24-16	Jax	L	17-38
9-17-17	Jax	W	37-16
12-31-17	Tenn	W	15-10
9-23-18	Jax	W	9-6
12-6-18	Tenn	W	30-9
9-19-19	Jax	L	7-20
11-24-19	Tenn	W	42-20

Date **Site** **W/L** **Score**
 9-20-20 Tenn W 33-30
 12-13-20 Jax W 31-10
 10-10-21 Jax W 37-19
 12-12-21 Tenn W 20-0
Total Points: Titans 1,198, Jaguars 1,016
Longest Win Streak: 5 (2019-present; last 2001-03)
Longest Losing Streak: 4 (1996-98)
At Nissan Stadium: 18-5
At TIAA Bank Field: 16-12
Series Sweeps: Titans (1999, 02, 08, 17, 18, 20, 21); Jaguars (1997, 05)



vs. KANSAS CITY CHIEFS Regular Season: 24-28 (Home 14-10, Away 10-18) • Playoffs: 1-3 (Home 0-2, Away 1-1)

Date	Site	W/L	Score
10-16-60	Hou	W	20-10
12-04-60	Dal	L	0-24
10-01-61	Dal	L	21-26
10-22-61	Hou	W	38-7
10-28-62	Hou	L	7-31
11-04-62	Dal	W	14-6
12-23-62	Hou	L	17-20 (AFL Champ)
10-06-63	KC	L	7-28
10-27-63	Hou	W	28-7
10-04-64	KC	L	7-28
11-22-64	Hou	L	19-28
10-24-65	Hou	W	38-36
11-28-65	KC	L	21-52
10-30-66	KC	L	23-48
9-09-67	Hou	L	20-25

Date	Site	W/L	Score
10-22-67	KC	W	24-19
9-09-68	Hou	L	21-26
11-28-68	KC	L	10-24
10-12-69	KC	L	0-24
11-08-70	KC	L	9-24
9-26-71	Hou	L	16-20
11-18-73	KC	L	14-38
9-29-74	Hou	L	7-17
11-02-75	KC	W	17-13
11-27-77	Hou	W	34-20
9-10-78	KC	W	20-17
9-16-79	Hou	W	20-6
10-12-80	KC	L	20-21
11-15-81	KC	L	10-23
10-23-83	Hou	L	10-13
11-11-84	KC	W	17-16

Date	Site	W/L	Score
11-03-85	Hou	W	23-20
9-21-86	KC	L	13-27
10-09-88	Hou	W	7-6
11-26-89	KC	L	0-34
12-16-90	KC	W	27-10
9-16-91	Hou	W	17-7
9-20-92	Hou	W	23-20
9-12-93	Hou	W	30-0
1-16-94	Hou	L	20-28 (Div)
12-18-94	KC	L	9-31
11-19-95	KC	L	13-20
9-01-96	Hou	L	19-20
9-10-00	Ten	W	17-14
12-13-04	Ten	L	38-49
12-16-07	KC	W	26-17
10-19-08	KC	W	34-10

Date **Site** **W/L** **Score**
 12-26-10 KC L 14-34
 10-6-13 Tenn L 17-26
 9-7-14 KC W 26-10
 12-18-16 KC W 19-17
1-6-18 KC W 22-21 (WC)
 11-10-19 Tenn W 35-32
1-19-20 KC L 24-35 (Champ)
 10-24-21 Tenn W 27-3
 11-6-22 KC L 17-20 (OT)
Total Points: Titans 1,046, Chiefs 1,208
Longest Win Streak: 4 (last 2014-19)
Longest Losing Streak: 7 (1968-74)
At Nissan Stadium: 3-2
At Arrowhead Stadium: 9-10



vs. LAS VEGAS RAIDERS Regular Season: 22-26 (Home 15-14, Away 7-12) • Playoffs: 0-4 (Home 0-0, Away 0-4)

Date	Site	W/L	Score
9-11-60	Oak	W	37-22
9-25-60	Hou	L	13-14
9-9-61	Hou	W	55-0
12-17-61	Oak	W	47-16
11-11-62	Oak	W	28-20
12-9-62	Hou	W	32-17
9-7-63	Hou	L	13-24
12-22-63	Oak	L	49-52
9-19-64	Hou	W	42-28
11-15-64	Oak	L	10-20
9-26-65	Oak	L	17-21
11-7-65	Hou	L	21-33
9-10-66	Hou	W	31-0
11-6-66	Oak	L	23-38
12-10-67	Hou	L	7-19
12-31-67	Oak	L	7-40 (AFL Champ)

Date	Site	W/L	Score
9-29-68	Hou	L	15-24
9-14-69	Oak	L	17-21
12-21-69	Oak	L	7-56 (AFL Div)
11-14-71	Oak	L	21-41
10-9-72	Hou	L	0-34
12-2-73	Hou	L	6-17
12-14-75	Oak	W	27-26
9-26-76	Hou	L	13-14
11-13-77	Oak	L	29-34
10-8-78	Oak	L	17-21
11-11-79	Hou	W	31-17
12-28-80	Oak	L	7-27 (WC)
11-8-81	Hou	W	17-16
9-11-83	LA	L	6-20
9-2-84	Hou	L	14-24
10-26-86	Hou	L	17-28
9-11-88	Hou	W	38-35

Date	Site	W/L	Score
11-19-89	Hou	W	23-7
9-1-91	Hou	W	47-17
10-30-94	LA	L	14-17
8-31-97	Tenn	W	24-21 OT
12-9-99	Tenn	W	21-14
12-22-01	Oak	W	13-10
9-29-02	Oak	L	25-52
1-19-03	Oak	L	24-41 (Champ)
9-7-03	Tenn	W	25-20
12-19-04	Oak	L	35-40
10-30-05	Tenn	L	25-34
10-28-07	Tenn	W	13-9
9-12-10	Tenn	W	38-13
11-24-13	Oak	W	23-19
11-29-15	Tenn	L	21-24
9-25-16	Tenn	L	10-17
9-10-17	Tenn	L	16-26


Date **Site** **W/L** **Score**
 12-8-19 Oak W 42-21
 9-25-22 Tenn W 24-22
Total Points: Titans 1,177, Raiders 1,243
Longest Win Streak: 4 (1961-62)
Longest Losing Streak: 9 (1966-73)
At Nissan Stadium: 5-4
At Oakland Alameda Coliseum: 3-11
At Allegiant Stadium: 0-0
Series Sweeps: Titans (1961,62); Raiders (1963, 65)

 **vs. LOS ANGELES CHARGERS** Regular Season: 15-27-1 (Home 12-9, Away 3-18-1) • Playoffs: 3-1 (Home 1-0, Away 2-1)

Date	Site	W/L	Score	Date	Site	W/L	Score	Date	Site	W/L	Score	Total Points:
9-18-60	Hou	W	38-28	9-24-67	SD	L	3-13	9-30-90	SD	W	17-7	Titans 1,001, Chargers 1,158
11-13-60	LA	L	21-24	12-16-67	Hou	W	17-24	9-27-92	Hou	W	27-0	Longest Win Streak: 4 (1961-62, 1987-92)
1-1-61	Hou	W	24-16 (AFL Champ)	9-21-68	SD	L	14-30	9-19-93	SD	L	17-18	Longest Losing Streak: 9 (1993-2012)
9-24-61	SD	L	24-34	11-27-69	Hou	L	17-21	9-13-98	Tenn	L	7-13	At Nissan Stadium: 2-2
12-3-61	Hou	W	33-13	10-25-70	SD	T	31-31	10-3-04	SD	L	17-38	At Qualcomm Stadium: 3-13-1
12-24-61	SD	W	10-3 (AFL Champ)	12-19-71	Hou	W	49-33	9-17-06	SD	L	7-40	At StubHub Center: 0-0
9-23-62	SD	W	42-17	11-26-72	SD	L	20-34	12-9-07	Tenn	L	17-23 OT	At SoFi Stadium: 0-0
11-25-62	Hou	W	33-27	9-15-74	Hou	W	21-14	1-6-08	SD	L	6-17 (WC)	*At Wembley Stadium: 0-1
12-1-63	SD	L	0-27	9-28-75	Hou	W	33-17	12-25-09	Tenn	L	17-42	Series Sweeps: Titans (1962); Chargers (1963, 64, 65)
12-15-63	Hou	L	14-20	10-17-76	SD	L	27-30	10-31-10	SD	L	25-33	
9-12-64	SD	L	21-27	12-17-78	Hou	L	24-45	9-16-12	SD	L	10-38	
10-25-64	Hou	L	17-20	12-29-79	SD	W	17-14 (Div)	9-22-13	Tenn	W	20-17	
10-3-65	SD	L	14-31	9-16-84	SD	L	14-31	11-6-16	SD	L	35-43	
12-12-65	Hou	L	26-37	11-24-85	Hou	W	37-35	10-21-18	LA*	L	19-20	
12-4-66	Hou	L	22-28	12-7-86	SD	L	0-27	10-20-19	Tenn	W	23-20	
				12-6-87	Hou	W	33-18					
				9-17-89	SD	W	34-27					

 **vs. LOS ANGELES RAMS** Regular Season: 6-7 (Home 3-4, Away 3-3) • Playoffs: 0-1 (Neutral Site 0-1)

Date	Site	W/L	Score	Date	Site	W/L	Score	Total Points:
10-7-73	Hou	L	26-31	10-31-99	Tenn	W	24-21	Titans 314, Rams 285
9-24-78	Hou	L	6-10	1-30-00	Atl	L	16-23 (SB 34)	Longest Win Streak: 2 (2009-13)
9-6-81	LA	W	27-20	9-25-05	St.L	L	27-31	Longest Losing Streak: 2 (last 2000-05)
12-9-84	LA	L	16-27	12-13-09	Tenn	W	47-7	At Nissan Stadium: 2-1
9-13-87	Hou	W	20-16	11-3-13	StL	W	28-21	At Edward Jones Dome: 1-1
11-4-90	LA	L	13-17	12-24-17	Tenn	L	27-23	At L.A. Memorial Coliseum: 0-0
9-26-93	Hou	L	28-13	11-7-21	LAR	W	28-16	At SoFi Stadium: 1-0

 **vs. MIAMI DOLPHINS** Regular Season: 17-21 (Home 9-8, Away 8-13) • Playoffs: 1-0 (Home 0-0, Away 1-0)

Date	Site	W/L	Score	Date	Site	W/L	Score	Date	Site	W/L	Score	Total Points:
10-23-66	Hou	L	13-20	12-24-78	Mia	W	17-9 (WC)	9-9-01	Tenn	L	23-31	Titans 746, Dolphins 722
12-18-66	Mia	L	28-29	11-5-79	Mia	W	9-6	11-9-03	Tenn	W	31-7	Longest Win Streak: 3 (1967-68, 78-79)
12-3-67	Hou	W	17-14	9-20-81	Hou	L	10-16	9-11-04	Mia	W	17-7	Longest Losing Streak: 5 (1992-01)
12-23-67	Mia	W	41-10	12-4-83	Hou	L	17-24	12-24-05	Mia	L	10-24	At Nissan Stadium: 3-2
9-14-68	Mia	W	24-10	10-14-84	Mia	L	10-28	9-24-06	Mia	L	10-13	At Hard Rock Stadium: 4-8
10-6-68	Hou	L	7-24	9-8-85	Hou	W	26-23	12-20-09	Tenn	W	27-24 OT	Series Sweeps: Titans (1967, 69); Dolphins (1966)
9-28-69	Hou	W	22-10	11-2-86	Mia	L	7-28	11-14-10	Mia	L	17-29	
11-23-69	Mia	W	32-7	10-1-89	Hou	W	39-7	11-11-12	Mia	W	37-3	
9-27-70	Hou	L	10-20	10-20-91	Mia	W	17-13	10-18-15	Tenn	L	10-38	
9-24-72	Mia	L	13-34	11-22-92	Mia	L	16-19	10-9-16	Mia	W	30-17	
11-16-75	Hou	W	20-19	11-17-96	Hou	L	20-23	10-8-17	Mia	L	10-16	
10-2-77	Mia	L	7-27	9-7-97	Mia	L	13-16 OT	9-9-18	Mia	L	20-27	
11-20-78	Hou	W	35-30	11-7-99	Mia	L	0-17	1-2-22	Tenn	W	34-3	

 **vs. MINNESOTA VIKINGS** Regular Season: 5-9 (Home 3-2, Away 2-7) • Playoffs: 0-0

Date	Site	W/L	Score	Date	Site	W/L	Score	Date	Site	W/L	Score	Total Points:
10-13-74	Min	L	10-51	10-8-95	Min	L	17-23	9-11-16	Ten	L	16-25	Titans 219, Vikings 350
12-21-80	Hou	W	20-16	12-26-98	Tenn	L	16-26	9-27-20	Min	W	31-30	Longest Win Streak: 1 (last 2020)
10-16-83	Min	L	14-34	12-9-01	Min	L	24-42					Longest Losing Streak: 4 (1995-04)
12-14-86	Hou	W	23-10	10-24-04	Min	L	3-20					At Nissan Stadium: 1-0
9-10-89	Min	L	7-38	9-28-08	Tenn	W	30-17					At Metrodome: 1-6
11-15-92	Min	W	17-13	10-7-12	Min	L	7-30					At U.S. Bank Stadium: 1-0

 **vs. NEW ENGLAND PATRIOTS** Regular Season: 16-24-1 (Home 11-7, Away 5-17-1) • Playoffs: 2-2 (Home 0-0, Away 2-2)

Date	Site	W/L	Score	Date	Site	W/L	Score	Date	Site	W/L	Score	Date	Site	W/L	Score	Total Points:
11-25-60	NE	W	24-10	11-5-67	NE	L	7-18	10-18-87	Hou	L	7-21	11-11-18	Tenn	W	34-10	Titans 904, Patriots 1,118
12-18-60	Hou	W	37-21	11-26-67	Hou	W	27-6	9-25-88	Hou	W	31-6	1-4-20	NE	W	20-13 (WC)	Longest Win Streak: 4 (1975-80)
10-13-61	NE	T	31-31	10-13-68	NE	W	16-0	10-8-89	NE	L	13-23	11-28-21	NE	L	13-36	Longest Losing Streak: 6 (2003-15)
11-12-61	Hou	W	27-15	12-15-68	Hou	W	45-17	9-22-91	NE	L	20-24					At Nissan Stadium: 2-2
9-16-62	NE	L	21-34	11-2-69	NE	L	0-24	10-17-93	NE	W	28-14					At Gillette Stadium: 1-6
11-18-62	Hou	W	21-17	12-14-69	Hou	W	23-27	9-20-98	NE	L	16-27					Series Sweeps: Titans (1960, 68); Patriots (1963, 64, 66)
11-1-63	NE	L	3-45	11-7-71	NE	L	20-28	12-16-02	Tenn	W	24-7					
12-8-63	Hou	L	28-46	11-25-73	Hou	L	0-32	10-5-03	NE	L	30-38					
11-6-64	NE	L	24-25	9-21-75	NE	W	7-0	1-10-04	NE	L	14-17 (Div)					
11-29-64	Hou	L	17-34	11-12-78	NE	W	26-23	12-31-06	Tenn	L	23-40					
9-19-65	Hou	W	10-31	12-31-78	NE	W	31-14 (Div)	10-18-09	NE	L	0-59					
12-18-65	NE	L	14-42	11-10-80	Hou	W	38-34	9-9-12	Tenn	L	13-34					
9-25-66	NE	L	21-27	10-18-81	NE	L	10-38	12-20-15	NE	L	16-33					
11-13-66	Hou	L	14-38	11-28-82	NE	L	21-29	1-13-18	NE	L	14-35 (Div)					

 **vs. NEW ORLEANS SAINTS** Regular Season: 9-6-1 (Home 3-4-1, Away 6-2) • Playoffs: 0-0

Date	Site	W/L	Score	Date	Site	W/L	Score	Date	Site	W/L	Score	Total Points:
10-3-71	Hou	T	13-13	10-21-90	Hou	W	23-10	12-11-11	Tenn	L	17-22	Titans 364, Saints 342
10-3-76	NO	W	31-26	9-5-93	NO	L	21-33	11-8-15	NO	W	34-28 OT	Longest Win Streak: 4 (1996-07)
12-10-78	NO	W	17-12	11-10-96	NO	W	31-14	12-22-19	Tenn	L	28-38	Longest Losing Streak: 3 (1981-87)
11-22-81	Hou	L	24-27	10-17-99	NO	W	24-21	11-14-21	Tenn	W	23-21	At Nissan Stadium: 2-2
9-30-84	Hou	L	10-27	9-21-03	Tenn	W	27-12					At Superdome: 6-2
12-13-87	NO	L	10-24	9-24-07	NO	W	31-14					

 **vs. NEW YORK GIANTS** Regular Season: 6-7 (Home 3-4, Away 3-3) • Playoffs: 0-0

Date	Site	W/L	Score	Date	Site	W/L	Score	Date	Site	W/L	Score	Total Points:
9-16-73	NY	L	14-34	11-9-97	Tenn	W	10-6	12-7-14	Tenn	L	7-36	Titans 239, Giants 260
12-5-82	NY	L	14-17	10-1-00	Tenn	W	28-14	12-16-18	NY	W	17-0	Longest Win Streak: 5 (1997-10)
12-8-85	Hou	L	14-35	12-1-02	NY	W	32-29 OT	9-11-22	Ten	L	20-21	Longest Losing Streak: 5 (1973-94)
12-21-91	NY	L	20-24	11-26-06	Tenn	W	24-21					At Nissan Stadium: 2-2
11-21-94	Hou	L	10-13	9-26-10	NY	W	29-10					At Giants Stadium: 1-2
												At MetLife Stadium: 2-0

 **vs. NEW YORK JETS** Regular Season: 24-20-1 (Home 18-7, Away 6-13-1) • Playoffs: 1-0 (Home 1-0, Away 0-0)


Date	Site	W/L	Score	Date	Site	W/L	Score	Date	Site	W/L	Score	Date	Site	W/L	Score	Total Points:
10-9-60	Hou	W	27-21	10-15-67	NY	T	28-28	10-13-91	NY	W	23-20	12-14-14	Tenn	L	11-16	Titans 1,072, Jets 971
10-23-60	NY	W	42-28	10-20-68	Hou	L	14-20	12-29-91	Hou	W	17-10 (WC)	12-13-15	NYJ	L	8-30	Longest Win Streak: 6 (last 1991-96)
11-19-61	Hou	W	49-13	11-10-68	NY	L	7-26	1-2-94	Hou	W	24-0	12-2-18	Tenn	W	26-22	Longest Losing Streak: 4 (1968-69)
12-10-61	NY	W	48-21	10-20-69	NY	L	17-26	12-24-94	Hou	W	24-10	10-3-21	NYJ	L	24-27 OT	At Nissan Stadium: 4-3
10-14-62	Hou	W	56-17	12-6-69	Hou	L	26-34	12-17-95	Hou	W	23-6					At Giants Stadium: 2-3
12-15-62	NY	W	44-10	10-1-72	Hou	W	26-20	12-1-96	NY	W	35-10					At MetLife Stadium: 0-2
9-22-63	NY	L	17-24	11-3-74	NY	W	27-22	11-22-98	Tenn	L	3-24					Series Sweeps: Titans (1960, 61, 62); Jets (1968, 69)
11-10-63	Hou	W	31-27	9-18-77	Hou	W	20-0	12-1-03	NY	L	17-24					
10-17-64	NY	L	21-24	10-28-79	Hou	W	27-24	9-10-06	Tenn	L	16-23					
12-13-64	Hou	W	33-17	11-23-80	NY	L	28-31 OT	12-23-07	Tenn	W	10-6					
9-12-65	Hou	W	27-21	9-27-81	NY	L	17-33	11-23-08	Tenn	L	13-34					
11-21-65	NY	L	14-41	11-18-84	Hou	W	31-20	9-27-09	NY	L	17-24					
9-18-66	NY	L	13-52	9-18-88	NY	L	3-45	12-17-12	Tenn	W	14-10					
10-16-66	Hou	W	24-0	10-28-90	Hou	L	12-17	10-6-13	Tenn	W	38-13					


 **vs. PHILADELPHIA EAGLES** Regular Season: 5-7 (Home 3-3, Away 2-4) • Playoffs: 0-0


Date	Site	W/L	Score	Date	Site	W/L	Score	Date	Site	W/L	Score	Total Points:
11-12-72	Hou	L	17-18	10-24-94	Phil	L	6-21	11-23-14	Phil	L	24-43	Titans 246, Eagles 280
12-16-79	Hou	L	20-26	12-3-00	Phil	W	15-13	9-30-18	Ten	W	26-23	Longest Win Streak: 4 (2000-10)
12-19-82	Phil	L	14-35	9-8-02	Tenn	W	27-24					Longest Losing Streak: 6 (1972-94)
10-2-88	Phil	L	23-32	11-19-06	Phil	W	31-13					At Nissan Stadium: 3-0
12-2-91	Hou	L	6-13	10-24-10	Tenn	W	37-19					At Lincoln Financial Field: 1-1


 **vs. PITTSBURGH STEELERS** Regular Season: 31-45 (Home 19-19, Away 12-26) • Playoffs: 1-3 (Home 1-1, Away 0-2)

Date	Site	W/L	Score	Date	Site	W/L	Score	Date	Site	W/L	Score	Date	Site	W/L	Score	Total Points:
9-20-70	Pitt	W	19-7	12-4-80	Hou	W	6-0	9-6-92	Hou	L	24-29	9-11-05	Pitt	L	7-34	Titans 1,406, Steelers 1,710
10-18-70	Hou	L	3-7	10-26-81	Pitt	L	13-26	11-1-92	Pitt	L	20-21	12-21-08	Tenn	W	31-14	Longest Win Streak: 7 (1997-00)
10-24-71	Pitt	L	16-23	12-20-81	Hou	W	21-20	11-28-93	Hou	W	23-3	9-10-09	Pitt	L	10-13 OT	Longest Losing Streak: 5 (last 1994-96)
12-5-71	Hou	W	29-3	11-21-82	Hou	L	10-24	12-19-93	Pitt	W	26-17	9-19-10	Tenn	L	11-19	At Nissan Stadium: 6-4
10-15-72	Pitt	L	7-24	9-18-83	Hou	L	28-40	10-3-94	Pitt	L	14-30	10-9-11	Pitt	L	17-38	At Heinz Field: 2-6
12-10-72	Hou	L	3-9	10-2-83	Pitt	L	10-17	11-6-94	Hou	L	9-12 OT	10-11-12	Tenn	W	26-23	Series Sweeps: Titans (1987, 89, 93, 98, 99, 00); Steelers (1972, 73, 75, 76, 83, 85, 86, 92, 94, 95, 01)
9-30-73	Hou	L	7-36	11-4-84	Pitt	L	7-35	9-10-95	Hou	L	17-34	9-8-13	Pit	W	16-9	
12-9-73	Pitt	L	7-33	12-2-84	Hou	W	23-20 OT	12-3-95	Pitt	L	7-21	11-17-14	Tenn	L	24-27	
10-6-74	Hou	L	7-13	9-22-85	Pitt	L	0-20	9-29-96	Pitt	L	16-30	11-16-17	Pit	L	17-40	
12-1-74	Pitt	W	13-10	11-17-85	Hou	L	7-30	10-20-96	Hou	W	23-13	10-25-20	Tenn	L	24-27	
11-9-75	Pitt	L	17-24	9-28-86	Hou	L	16-22 OT	9-28-97	Pitt	L	24-37	12-19-21	Pit	L	13-19	
11-24-75	Hou	L	9-32	11-16-86	Pitt	L	10-21	12-21-97	Tenn	W	16-6					
11-21-76	Pitt	L	16-32	11-15-87	Pitt	W	23-3	11-1-98	Pitt	W	41-31					
12-11-76	Hou	L	0-21	12-20-87	Hou	W	24-16	11-15-98	Tenn	W	23-14					
10-9-77	Hou	W	27-10	10-16-88	Pitt	W	34-14	11-21-99	Tenn	W	16-10					
10-23-77	Pitt	L	10-27	12-4-88	Hou	L	34-37	1-2-00	Pitt	W	47-36					
10-23-78	Pitt	W	24-17	10-22-89	Hou	W	27-0	9-24-00	Pitt	W	23-20					
12-3-78	Hou	L	3-13	12-3-89	Pitt	W	23-16	11-5-00	Tenn	W	9-7					
1-7-79	Pitt	L	5-34 (Champ)	12-31-89	Hou	L	26-23 OT (WC)	10-29-01	Pitt	L	7-34					
9-9-79	Pitt	L	7-38	9-16-90	Pitt	L	9-20	11-25-01	Tenn	L	24-34					
12-10-79	Hou	W	20-17	12-30-90	Hou	W	34-14	11-17-02	Tenn	W	31-23					
1-6-80	Pitt	L	13-27 (Champ)	11-24-91	Pitt	L	14-26	1-11-03	Tenn	W	34-31 OT (Div)					
9-7-80	Pitt	L	17-31	12-8-91	Hou	W	31-6	9-28-03	Pitt	W	30-13					

 vs. SAN FRANCISCO 49ERS				Regular Season: 6-9 (Home 3-5, Away 3-4) • Playoffs: 0-0								
Date	Site	W/L	Score	Date	Site	W/L	Score	Date	Site	W/L	Score	Total Points: Titans 303, 49ers 338 Longest Win Streak: 2 (1975-78, 2005-09) Longest Losing Streak: 4 (1981-90) At Nissan Stadium: 2-1 At Candlestick Park: 3-3 At Levi's Stadium: 0-1
11-15-70	Hou	L	20-30	10-7-90	Hou	L	21-24	10-20-13	Tenn	L	17-31	
12-7-75	SF	W	27-13	12-25-93	SF	W	10-7	12-17-17	SF	L	23-25	
9-17-78	Hou	W	20-19	10-27-96	Hou	L	9-10	12-23-21	Tenn	W	20-17	
12-13-81	SF	L	6-28	10-3-99	SF	L	22-24					
10-21-84	Hou	L	21-34	11-27-05	Tenn	W	33-22					
11-8-87	SF	L	20-27	11-8-09	SF	W	34-27					

 vs. SEATTLE SEAHAWKS				Regular Season: 7-10 (Home 4-3, Away 3-7) • Playoffs: 1-0 (Home 1-0, Away 0-0)								
Date	Site	W/L	Score	Date	Site	W/L	Score	Date	Site	W/L	Score	Total Points: Titans 363, Seahawks 375 Longest Win Streak: 3 (1981-87) Longest Losing Streak: 5 (1994-05) At Nissan Stadium: 1-1 At CenturyLink Field: 1-1 At Lumen Field: 1-0
11-20-77	Sea	W	22-10	11-13-88	Sea	L	24-27	11-29-98	Sea	L	18-20	
10-21-79	Sea	L	14-34	12-2-90	Sea	L	10-13 OT	12-18-05	Tenn	L	24-28	
10-5-80	Hou	L	7-26	11-7-93	Hou	W	24-14	1-3-10	Sea	W	17-13	
10-11-81	Hou	W	35-17	12-11-94	Hou	L	14-16	10-13-13	Sea	L	13-20	
9-19-82	Hou	W	23-21	11-3-96	Sea	L	16-23	9-24-17	Tenn	W	33-27	
1-3-88	Hou	W	23-20 OT (WC)	10-5-97	Sea	L	13-16	9-19-21	Sea	W	33-30 OT	

 vs. TAMPA BAY BUCCANEERS				Regular Season: 10-2 (Home 8-0, Away 2-2) • Playoffs: 0-0							
Date	Site	W/L	Score	Date	Site	W/L	Score	Total Points: Titans 300, Buccaneers 201 Longest Win Streak: 5 (1989-03) Longest Losing Streak: 1 (1983, 2007) At Nissan Stadium: 4-0 At Raymond James Stadium: 2-1			
9-12-76	Hou	W	20-0	10-14-01	Tenn	W	31-28 OT				
10-19-80	Hou	W	20-14	12-28-03	Tenn	W	33-13				
11-27-83	TB	L	24-33	10-14-07	TB	L	10-13				
12-10-89	Hou	W	20-17	11-27-11	Tenn	W	23-17				
10-29-95	Hou	W	19-7	9-13-15	TB	W	42-14				
11-8-98	TB	W	31-22	10-27-19	Tenn	W	27-23				

 vs. WASHINGTON COMMANDERS				Regular Season: 8-6 (Home 4-2, Away 4-4) • Playoffs: 0-0								
Date	Site	W/L	Score	Date	Site	W/L	Score	Date	Site	W/L	Score	Total Points: Titans 295, Commanders 267 Longest Win Streak: 2 (current, last 1997-00) Longest Losing Streak: 2 (2010-14) At Nissan Stadium: 1-2 At FedEx Field: 3-1
10-10-71	Wash	L	13-22	10-19-97	Tenn	W	28-14	12-22-18	Tenn	W	25-16	
10-19-75	Hou	W	13-10	10-30-00	Wash	W	27-21	10-9-22	Was	W	21-17	
9-2-79	Wash	W	29-27	10-6-02	Tenn	L	14-31					
9-15-85	Wash	L	16-13	10-15-06	Wash	W	25-22					
10-30-88	Hou	W	41-17	11-21-10	Tenn	L	16-19 OT					
11-3-91	Wash	L	13-16 OT	10-20-14	Wash	L	17-19					



TITANS ALL-TIME FIRST-ROUND DRAFT PICKS

Year	Pick	Player	Pos.	College	Year	Pick	Player	Pos.	College
2022	18	Treyton Burks	WR	Arkansas	1986	3	Jim Everett	QB	Purdue
2021	22	Caleb Farley	CB	Virginia Tech	1985	3	Ray Childress	DE	Texas A&M
2020	29	Isaiah Wilson	T	Georgia		11	Richard Johnson	DB	Wisconsin
2019	19	Jeffery Simmons	DT	Mississippi State	1984	2	Dean Steinkuhler	T	Nebraska
2018	22	Rashaan Evans	LB	Alabama	1983	9	Bruce Matthews	G	Southern California
2017	5	Corey Davis	WR	Western Michigan	1982	8	Mike Munchak	G	Penn State
	18	Adoree' Jackson	CB	Southern California	1981		(none)		
2016	8	Jack Conklin	T	Michigan State	1980		(none)		
2015	2	Marcus Mariota	QB	Oregon	1979		(none)		
2014	11	Taylor Lewan	T	Michigan	1978	1	Earl Campbell	RB	Texas
2013	10	Chance Warmack	G	Alabama	1977	11	Morris Towns	T	Missouri
2012	20	Kendall Wright	WR	Baylor	1976		(none)		
2011	8	Jake Locker	QB	Washington	1975	6	Robert Brazile	LB	Jackson State
2010	16	Derrick Morgan	DE	Georgia Tech		15	Don Hardeman	RB	Texas A&M-Kingsville
2009	30	Kenny Britt	WR	Rutgers	1974		(none)		
2008	24	Chris Johnson	RB	East Carolina	1973	1	John Matuszak	DE	Tampa
2007	19	Michael Griffin	DB	Texas		14	George Amundson	RB	Iowa State
2006	3	Vince Young	QB	Texas	1972	6	Greg Sampsom	DE	Stanford
2005	6	Pacman Jones	CB	West Virginia	1971	3	Dan Pastorini	QB	Santa Clara
2004		(none)			1970	14	Doug Wilkerson	G	North Carolina Central
2003	28	Andre Woolfolk	CB	Oklahoma	1969	15	Ron Pritchard	LB	Arizona State
2002	15	Albert Haynesworth	DT	Tennessee	1968		(none)		
2001		(none)			1967	5	George Webster	LB	Michigan State
2000	30	Keith Bulluck	LB	Syracuse		23	Tom Regner	G	Notre Dame
1999	16	Jevon Kearse	DE	Florida	1966		Tommy Nobis	LB	Texas
1998	16	Kevin Dyson	WR	Utah	1965		Lawrence Elkins	TE	Baylor
1997	18	Kenny Holmes	DE	Miami (Fla.)	1964		Scott Appleton	DT	Texas
1996	14	Eddie George	RB	Ohio State	1963		Danny Brabham	LB	Arkansas
1995	3	Steve McNair	QB	Alcorn State	1962		Ray Jacobs	DT	Howard Payne
1994	26	Henry Ford	DE	Arkansas	1961		Mike Ditka	TE	Pittsburgh
1993	13	Brad Hopkins	T	Illinois	1960		Billy Cannon	HB	Louisiana State
1992		(none)							
1991		(none)							
1990	15	Lamar Lathon	LB	Houston					
1989	23	David Williams	T	Florida					
1988	22	Lorenzo White	RB	Michigan State					
1987	3	Alonzo Highsmith	RB	Miami (Fla.)					
	20	Haywood Jeffires	WR	North Carolina State					



The Titans drafted Jeffery Simmons in the first round of the 2019 NFL Draft.

1999-2021 DRAFT SELECTIONS

2022

Rd.	Pick	Player	Pos.	College
1a	18	Treyton Burks	WR	Arkansas
1b	26	(Traded to N.Y. Jets)		
2a	35	Roger McCreary	CB	Auburn
2b	58	(Traded to Atlanta)		
3a	69	Nicholas Petit-Frere	OL	Ohio State
3b	86	Malik Willis	QB	Liberty
3c	90	(Traded to Las Vegas)		
3d	101	(Traded to N.Y. Jets)		
4a	131	Hassan Haskins	RB	Michigan
4b	143	Chig Okonkwo	TE	Maryland
5a	163	Kyle Philips	WR	UCLA
5b	169	(Traded to Las Vegas)		
6a	204	Theo Jackson	S	Tennessee
6b	219	Chance Campbell	LB	Mississippi
7	247	(Traded to Miami)		

Draft Notes

General Manager: Jon Robinson

- 4b, 6b – Awarded as a compensatory selections
- 1a, 3d – Picks acquired from Philadelphia for WR A.J. Brown
- 2b – Pick traded with a fourth-round pick in 2023 to Atlanta for WR Julio Jones and a sixth-round pick in 2023
- 2a, 3a, 5a – Picks acquired from N.Y. Jets for 1b, 3d
- 3b – Pick acquired from Las Vegas for 3c and 5b
- 7 – Pick traded with T Isaiah Wilson to Miami in 2021 (see 2021 7a)

2021

Rd.	Pick	Player	Pos.	College
1	22	Caleb Farley	CB	Virginia Tech
2	53	Dillon Radunz	T	North Dakota State
3a	85	(Traded to Green Bay)		
3b	92	Monty Rice	ILB	Georgia
3c	100	Elijah Molden	CB	Washington
4a	109	Dez Fitzpatrick	WR	Louisville
4b	126	(Traded to Carolina)		
4c	135	Rashad Weaver	OLB	Pittsburgh
5	166	(Traded to Carolina)		
6a	185	(Traded to L.A. Chargers)		
6b	205	Racey McMath	WR	Louisiana State
6c	215	Brady Breeze	S	Oregon
7a	232	(Traded to Carolina)		
7b	249	(Traded to L.A. Rams)		

Draft Notes

General Manager: Jon Robinson

- 3b, 4c – Picks acquired from Green Bay for 3a
- 3c – Awarded as a compensatory selection
- 4a – Pick acquired from Carolina for 4b, 5 and 7a
- 6a – Pick acquired from Jacksonville in 2020 for OLB Kamalei Correa and 7b; traded to L.A. Chargers in 2020 for CB Desmond King II
- 6c – Pick acquired from Kansas City in 2020 (see 2020, 7b)
- 7a – Pick acquired from Miami for T Isaiah Wilson and a seventh-round choice in 2022; traded with 4b and 5 to Carolina for 4a
- 7b – Pick and OLB Kamalei Correa traded to Jacksonville in 2020 for 6a

2020

Rd.	Pick	Player	Pos.	College
1	29	Isaiah Wilson	T	Georgia
2	61	Kristian Fulton	CB	Louisiana State
3	93	Darrynton Evans	RB	Appalachian State
4	135	(Traded to Miami)		
5	174	Larrell Murchison	DL	North Carolina State
6	208	(Traded to Green Bay)		
7a	224	Cole McDonald	QB	Hawaii
7b	237	(Traded to Kansas City)		
7c	243	Chris Jackson	DB	Marshall

Draft Notes

General Manager: Jon Robinson

- 4 – Pick traded to Miami in 2019 (see 2019, 6a)

- 6 – Pick traded to Green Bay in 2019 for OLB Reggie Gilbert
- 7a – Pick acquired in a 2019 trade with Cleveland for WR Taywan Taylor
- 7b – Pick acquired in a trade with Denver for DT Jurrell Casey and then traded to Kansas City for a sixth-round choice in 2021

2019

Rd.	Pick	Player	Pos.	College
1	19	Jeffery Simmons	DT	Mississippi State
2	51	A.J. Brown	WR	Mississippi
3	82	Nate Davis	OL	Charlotte
4a	116	Amani Hooker	DB	Iowa
4b	121	(Traded to N.Y. Jets)		
5a	157	(Traded to N.Y. Jets)		
5b	168	D'Andre Walker	OLB	Georgia
6a	188	David Long	LB	West Virginia
6b	191	(Traded to Baltimore)		
7	233	(Traded to Miami)		

Draft Notes

General Manager: Jon Robinson

- 4a, 5b – Picks acquired in a trade with N.Y. Jets for 4b and 5a
- 6a – Pick and QB Ryan Tannehill acquired in a trade with Miami for a seventh-round pick (233 overall) and a fourth-round pick in 2020
- 6b – Pick acquired in a trade with Baltimore for LB Kamalei Correa

2018

Rd.	Pick	Player	Pos.	College
1a	22	Rashaan Evans	LB	Alabama
1b	25	(traded to Baltimore)		
2a	41	Harold Landry	OLB	Boston College
2b	57	(traded to Oakland)		
3	89	(traded to Oakland)		
4	125	(traded to Baltimore)		
5a	152	Dane Cruikshank	DB	Arizona
5b	162	(traded to Baltimore)		
6a	199	Luke Falk	QB	Washington State
6b	215	(acquired from Baltimore and traded back to Baltimore)		
7	243	(traded to Kansas City)		

Draft Notes

General Manager: Jon Robinson

- 1a, 6b – Picks acquired in a trade with Baltimore for 1b and 4 (6b later traded back to Baltimore)
- 2a – Pick acquired in a trade with Oakland for 2b and 3
- 5a – Pick acquired in a trade with Baltimore for 5b and 6b (6b originally traded from Baltimore to Tennessee before being traded back to Baltimore)
- 7 – Pick traded to Kansas City in 2017 for defensive lineman David King

2017

Rd.	Pick	Player	Pos.	College
1a	5	Corey Davis	WR	Western Michigan
1b	18	Adoree' Jackson	CB	Southern California
2	52	(traded to Cleveland)		
3a	72	Taywan Taylor	WR	Western Kentucky
3b	83	(traded to New England)		
3c	100	Jonnu Smith	TE	Florida International
4	124	(Traded to New England)		
5a	155	Jayon Brown	LB	UCLA
5b	164	(Traded to Philadelphia)		
6a	200	(Traded to N.Y. Giants)		
6b	203	(Traded to Denver)		
6c	207	(Traded to Cincinnati)		
6d	214	(Traded to Philadelphia)		
6e	217	Corey Levin	OL	Chattanooga
7a	227	Josh Carraway	OLB	Texas Christian
7b	236	Brad Seaton	T	Villanova
7c	241	Khalfani Muhammad	RB	California

Draft Notes

General Manager: Jon Robinson

- 2 – Pick traded to Cleveland during 2016 draft (see 2016, 1b)
- 3a, 6a – Picks acquired in a trade with New England for 3b and 4

1999-2021 DRAFT SELECTIONS

- 3c – Compensatory selection; acquired in a trade with the Los Angeles Rams during the 2016 draft (see 2016, 1a)
- 5a – Pick acquired in a trade with Philadelphia for 5b, 6d
- 6b – Pick traded to Denver during 2016 draft (see 2016, 5b)
- 6c, 7c – Picks acquired in a trade with the N.Y. Giants for 6a
- 6d – Pick acquired in a trade with Atlanta in 2015 (see 2016, 6c)
- 6e, 7a – Picks acquired in a trade with Cincinnati for 6c

2016

Rd.	Pick	Player	Pos.	College
1a	1	(traded to Los Angeles Rams)		
1b	8	Jack Conklin	T	Michigan State
1c	15	(traded to Cleveland)		
2a	33	Kevin Dodd	OLB	Clemson
2b	43	Austin Johnson	DL	Penn State
2c	45	Derrick Henry	RB	Alabama
3a	64	Kevin Byard	S	Middle Tennessee State
3b	76	(traded to Cleveland)		
4a	100	(traded to Philadelphia)		
4b	113	(traded to Los Angeles Rams)		
5a	140	Tajae Sharpe	WR	Massachusetts
5b	157	LeShaun Sims	CB	Southern Utah
6a	176	(traded to Denver)		
6b	177	(traded to Los Angeles Rams)		
6c	193	Sebastian Tretola	G	Arkansas
7a	222	Aaron Wallace	OLB	UCLA
7b	253	Kalan Reed	CB	Southern Mississippi

Draft Notes

General Manager: Jon Robinson

- 1b, 6a – Picks acquired in a trade with Cleveland for 1c, 3b and a 2017 second-round choice
- 1c, 2b, 2c, 3b – Picks and 2017 first-round and third-round choices acquired in a trade with the L.A. Rams for 1a, 4b and 6b
- 4b – Pick acquired in a trade with Philadelphia for 4a and RB DeMarco Murray
- 5b, 7b – Picks acquired in a trade with Denver for 6a and a 2017 sixth-round choice
- 6c – Pick and a 2017 sixth-round choice acquired in 2015 from Atlanta for G Andy Levitre.

2015

Rd.	Pick	Player	Pos.	College
1	2	Marcus Mariota	QB	Oregon
2a	33	(traded to New York Giants)		
2b	40	Dorial Green-Beckham	WR	Oklahoma
3	66	Jeremiah Poutasi	OL	Utah
4a	100	Angelo Blackson	DE	Auburn
4b	108	Jalston Fowler	FB	Alabama
5	138	David Cobb	RB	Minnesota
6a	177	Deiontrez Mount	OLB	Louisville
6b	208	Andy Gallik	C	Boston College
7a	219	(traded to New England)		
7b	245	Tre McBride	WR	William & Mary

Draft Notes

General Manager: Ruston Webster

- 2b, 4b, 7 – Picks acquired from New York Giants for 2a.
- 6b – Pick acquired in 2014 from New England for LB Akeem Ayers and 7a.

2014

Rd.	Pick	Player	Pos.	College
1	11	Taylor Lewan	T	Michigan
2a	42	(traded to Philadelphia)		
2b	54	Bishop Sankey	RB	Washington
3	77	(traded to San Francisco)		
4a	112	DaQuan Jones	DL	Penn State
4b	122	Marqueston Huff	DB	Wyoming
5	151	Avery Williamson	LB	Kentucky
6a	178	Zach Mettenberger	QB	Louisiana State
6b	186	(traded to Washington)		

7 228 (traded to Washington)

Draft Notes

General Manager: Ruston Webster

- 2b, 4b – Picks acquired in trade with Philadelphia for 2a.
- 3 – Pick traded to San Francisco during 2013 draft (see 2013, 2a).
- 6a – Pick acquired in trade with Washington for 6b and 7.

2013

Rd.	Pick	Player	Pos.	College
1	10	Chance Warmack	G	Alabama
2a	34	Justin Hunter	WR	Tennessee
2b	40	(traded to San Francisco)		
3a	70	Blidi Wreh-Wilson	CB	Connecticut
3b	97	Zaviar Gooden	LB	Missouri
4	107	Brian Schwenke	C	California
5	142	Lavar Edwards	DE	Louisiana State
6a	176	(traded to Minnesota)		
6b	202	Khalid Wooten	CB	Nevada
7a	216	(traded to San Francisco)		
7b	248	Daimion Stafford	S	Nebraska

Draft Notes

General Manager: Ruston Webster

- 2a – Pick acquired in trade with San Francisco for 2b, 7a and a third-round pick in 2014.
- 6a – Pick traded to Minnesota in 2012 for a seventh-round pick in 2012.
- 3b, 6b, 7b – Awarded as compensatory selections

2012

Rd.	Pick	Player	Pos.	College
1	20	Kendall Wright	WR	Baylor
2	52	Zach Brown	LB	North Carolina
3	82	Mike Martin	DT	Michigan
4	115	Coty Sensabaugh	CB	Clemson
5a	145	Taylor Thompson	TE	Southern Methodist
5b	155	(traded to Miami)		
6	190	Markelle Martin	S	Oklahoma State
7a	211	Scott Solomon	DE	Rice
7b	227	(traded to Miami)		

Draft Notes

General Manager: Ruston Webster

- 5a – Pick acquired in trade with Miami for 5b and 7b
- 7a – Pick acquired in trade with Minnesota for a sixth-round choice in 2013

2011

Rd.	Pick	Player	Pos.	College
1	8	Jake Locker	QB	Washington
2	39	Akeem Ayers	LB	UCLA
3	77	Jurrell Casey	DT	Southern California
4a	109	Colin McCarthy	LB	Miami (Fla.)
4b	130	Jamie Harper	RB	Clemson
5	142	Karl Klug	DL	Iowa
6	175	Byron Stingily	T	Louisville
7a	212	Zach Clayton	DT	Auburn
7b	251	Tommie Campbell	DB	California (Pa.)

Draft Notes

General Manager: Mike Reinfeldt

- 4b, 7b – Awarded as compensatory selections

1999-2021 DRAFT SELECTIONS

2010

Rd.	Pick	Player	Pos.	College
1	16	Derrick Morgan	DE	Georgia Tech
2	47	(traded to New England)		
3a	77	Damian Williams	WR	Southern California
3b	97	Rennie Curran	LB	Georgia
4a	104	Alterraun Verner	CB	UCLA
4b	111	(traded to Seattle)		
5	148	Robert Johnson	S	Utah
6a	176	Rusty Smith	QB	Florida Atlantic
6b	185	(traded to Seattle)		
6c	207	Myron Rolle	S	Florida State
7a	222	Marc Mariani	WR	Montana
7b	241	David Howard	DT	Brown

Draft Notes

General Manager: Mike Reinfeldt

• 3b, 6c, 7b – Awarded as compensatory selections

• 2 – Traded to New England in 2009 (see 2009 3a)

• 4a, 6a – Picks acquired in trade with Seattle for RB LenDale White, DT Kevin Vickerson, 4b and 6b

2009

Rd.	Pick	Player	Pos.	College
1	30	Kenny Britt	WR	Rutgers
2	62	Sen'Derrick Marks	DT	Auburn
3a	89	Jared Cook	TE	South Carolina
3b	94	Ryan Mouton	CB	Hawaii
4a	130	Gerald McRath	LB	Southern Mississippi
4b	135	Troy Kropog	T/G	Tulane
5a	166	(Traded to Dallas)		
5b	173	Javon Ringer	RB	Michigan State
6a	203	Jason McCourty	CB	Rutgers
6b	206	Dominique Edison	WR	Stephen F. Austin
7a	239	Ryan Durand	G	Syracuse
7b	242	Nick Schommer	S	North Dakota State

Draft Notes

General Manager: Mike Reinfeldt

• 4b, 5b, 6b, 7b – Awarded as compensatory selections

• 3a – Pick acquired in trade with New England for second round pick in 2010

• 5a – Pick traded to Dallas (see 2008 4c)

2008

Rd.	Pick	Player	Pos.	College
1	24	Chris Johnson	RB	East Carolina
2	54	Jason Jones	DL	Eastern Michigan
3	85	Craig Stevens	TE	California
4a	103	William Hayes	DE	Winston-Salem State
4b	124	(Traded to Washington)		
4c	126	Lavelle Hawkins	WR	California
4d	134	Stanford Keglar	LB	Purdue
5	157	(Traded to Washington)		
6	189	(Traded to Seattle)		
7	229	Cary Williams	CB	Washburn

Draft Notes

General Manager: Mike Reinfeldt

• 4d – Awarded as compensatory selection

• 4a – Pick acquired in trade with Washington for fourth round pick (#124 overall) and fifth round pick (#157 overall).

• 4b – Traded to Washington (see 4a)

• 4c – Pick acquired in trade with Dallas for Pacman Jones

• 5 – Pick traded to Washington (see 4a)

• 6 – Pick traded to Seattle for Bryce Fisher

2007

Rd.	Pick	Player	Pos.	College
1	19	Michael Griffin	S	Texas
2	50	Chris Henry	RB	Arizona
3	80	Paul Williams	WR	Fresno State
4a	115	Leroy Harris	G/C	North Carolina State
4b	128	Chris Davis	WR	Florida State
5	152	Antonio Johnson	DT	Mississippi State
6a	188	Joel Filani	WR	Texas Tech
6b	204	Jacob Ford	DE	Central Arkansas
6c	206	Ryan Smith	CB	Florida
7	223	Mike Otto	T	Purdue

Draft Notes

General Manager: Mike Reinfeldt

• 4b – Pick acquired in trade with Baltimore for Steve McNair in 2006.

• 6b – Pick acquired in trade with San Diego for Billy Volek in 2006.

• 6c – Pick acquired in trade with Indianapolis for seventh round pick (#238 overall) in 2006. That selection was originally obtained from Indianapolis for Rocky Calmus.

2006

Rd.	Pick	Player	Pos.	College
1	3	Vince Young	QB	Texas
2a	39	(Traded to Philadelphia)		
2b	45	LenDale White	RB	Southern California
3	70	(Traded to Buffalo)		
4a	102	Calvin Lowry	S	Penn State
4b	116	Stephen Tulloch	LB	North Carolina State
5a	137	Terna Nande	LB	Miami (Ohio)
5b	169	Jesse Mahelona	DT	Tennessee
6	172	Jonathan Orr	WR	Wisconsin
7a	215	Cortland Finnegan	CB	Samford
7b	238	(Traded to Indianapolis)		
7c	245	Spencer Toone	LB	Utah
7d	246	Quinton Ganther	RB	Utah

Draft Notes

General Manager: Floyd Reese

• 5b, 7c and 7d – awarded as compensatory selections

• 2a – Pick traded to Philadelphia (see 2b)

• 2b – Pick acquired from Philadelphia along with 2006 fourth round pick (116 overall) for the Titans second round pick (39 overall)

• 3 – Pick traded to Buffalo for RB Travis Henry in 2005

• 7b – Pick acquired from Indianapolis for LB Rocky Calmus in 2005 and traded back to Indianapolis for sixth round selection in 2007

2005

Rd.	Pick	Player	Pos.	College
1	6	Adam Jones	CB	West Virginia
2a	37	(Traded to Detroit)		
2b	41	Michael Roos	T	Eastern Washington
3a	68	Courtney Roby	WR	Indiana
3b	96	Brandon Jones	WR	Oklahoma
4a	108	Vincent Fuller	S	Virginia Tech
4b	113	David Stewart	T	Mississippi State
4c	136	Roydell Williams	WR	Tulane
5a	142	Damien Nash	RB	Missouri
5b	150	Daniel Loper	T	Texas Tech
6	179	Bo Scaife	TE	Texas
7	218	Reynaldo Hill	CB	Florida

Draft Notes

General Manager: Floyd Reese

• 3b and 4c – awarded as compensatory selections

• 2a – Pick traded to Detroit (see 2b)

• 2b – Pick acquired from Detroit along with 2005 fourth round pick (113 overall) for the Titans second round pick (37 overall)

• 4b – Pick acquired from Detroit (see 2b)

• 5b – Pick acquired from Kansas City for DE Carlos Hall

1999-2021 DRAFT SELECTIONS

2004

Rd.	Pick	Player	Pos.	College
1	27	(Traded to Houston)		
2a	40	Ben Troupe	TE	Florida
2b	42	Travis LaBoy	DE	Hawaii
2c	57	Antwan Odom	DE	Alabama
3a	71	Randy Starks	DT	Maryland
3b	92	Rich Gardner	CB	Penn State
4a	103	Bo Schobel	DE	Texas Christian
4b	124	Michael Waddell	CB	North Carolina
5a	138	Jacob Bell	G	Miami (Ohio)
5b	159	(Traded to Houston)		
5c	165	Robert Reynolds	LB	Ohio State
6	191	Troy Fleming	RB	Tennessee
7a	230	Jared Clauss	DT	Iowa
7b	239	Eugene Amano	C	S.E. Missouri State
7c	241	Sean McHugh	TE	Penn State

Draft Notes

General Manager: Floyd Reese

- 5c, 7b, 7c – awarded as compensatory selections
- 1 – Pick traded to Houston (see 2a)
- 2a – Pick acquired from Houston along with 2004 third round pick (71 overall), fourth round pick (103 overall) and fifth round pick (138 overall) for the Titans 2004 first round pick (27 overall) and fifth round pick (159 overall)
- 2b – Pick acquired from New York Jets for WR Justin McCariens
- 3a – Pick acquired in Houston trade (see 2a)
- 4a – Pick acquired in Houston trade (see 2a)
- 5a – Pick acquired in Houston trade (see 2a)
- 5b – Pick traded to Houston (see 2a)

2003

Rd.	Pick	Player	Pos.	College
1	28	Andre Woolfolk	CB	Oklahoma
2	60	Tyrone Calico	WR	Middle Tennessee State
3	93	Chris Brown	RB	Colorado
4	126	Rien Long	DT	Washington State
5a	154	Donnie Nickey	S	Ohio State
5b	164	(Traded to New England)		
6	201	(Traded to New England)		
7a	225	Todd Williams	T	Florida State
7b	243	(Traded to New England)		

Draft Notes

General Manager: Floyd Reese

- 5a – Pick acquired from New England along with 2003 seventh round pick (225 overall) for the Titans 2003 fifth round pick (164 overall), sixth round pick (201 overall) and seventh round pick (243 overall)
- 5b – Pick traded to New England (see 5a)
- 6 – Pick traded to New England (see 5a)
- 7a – Pick acquired in New England trade (see 5a)
- 7b – Pick traded to New England (see 5a)

2002

Rd.	Pick	Player	Pos.	College
1a	14	(Traded to N.Y. Giants)		
1b	15	Albert Haynesworth	DT	Tennessee
2	45	Tank Williams	S	Stanford
3	77	Rocky Calmus	LB	Oklahoma
4a	110	Mike Echols	CB	Wisconsin
4b	115	Tony Beckham	CB	Wisconsin-Stout
4c	133	Rocky Boiman	LB	Notre Dame
5	151	Jake Schifino	WR	Akron
6	187	Justin Hartwig	G	Kansas
7a	225	Darrell Hill	WR	Northern Illinois

7b 240 Carlos Hall DE Arkansas

Draft Notes

General Manager: Floyd Reese

- 4c – awarded as compensatory selection
- 1a – Pick traded to N.Y. Giants (see 1b)
- 1b – Pick acquired from the New York Giants along with 2002 fourth round pick (115 overall) for the Titans 2002 first round pick (14 overall)
- 4b – Pick acquired in Giants trade (see 1b)
- 7b – Pick acquired from Green Bay for DT Rod Walker

2001

Rd.	Pick	Player	Pos.	College
1	29	(Traded to St. Louis)		
2	60	Andre Dyson	CB	Utah
3	90	Shad Meier	TE	Kansas State
4	124	Justin McCareins	WR	Northern Illinois
5	159	Eddie Berlin	WR	Northern Iowa
6a	192	Dan Alexander	RB	Nebraska
6b	199	Adam Haayer	T	Minnesota
7a	229	(Traded to Oakland)		
7b	232	Keith Adams	LB	Clemson

Draft Notes

General Manager: Floyd Reese

- 6b, 7b – awarded as compensatory selections
- 1 – Pick traded to St. Louis for DE Kevin Carter
- 7a – Pick traded to Oakland for C Gennaro DiNapoli

2000

Rd.	Pick	Player	Pos.	College
1	30	Keith Bulluck	LB	Syracuse
3a	68	Erron Kinney	TE	Florida
3b	93	Byron Frisch	DE	Brigham Young
4a	124	Bobby Myers	S	Wisconsin
4b	128	Peter Sirmon	LB	Oregon
5a	135	Aric Morris	S	Michigan State
5b	160	Frank Chamberlin	LB	Boston College
6	197	Robaire Smith	DE	Michigan State
7a	213	Mike Green	RB	Houston
7b	237	Wes Shivers	T	Mississippi State

Draft Notes

General Manager: Floyd Reese

- 4b – awarded as compensatory selection
- 7a – Pick acquired from Chicago for LB Lemanski Hall

1999

Rd.	Pick	Player	Pos.	College
1	16	Jevon Kearse	DE	Florida
2a	46	(Traded to New England)		
2b	52	John Thornton	DT	West Virginia
3	81	Zach Piller	G	Florida
4a	114	Brad Ware	S	Auburn
4b	117	Donald Mitchell	CB	Southern Methodist
5	151	Kevin Daft	QB	California-Davis
6	186	Darran Hall	WR	Colorado State
7	222	Phil Glover	LB	Utah

Draft Notes

General Manager: Floyd Reese

- 2a – Pick traded to New England (see 2b)
- 2b – Pick acquired from New England along with 1999 fourth round pick (117 overall) for Titans 1999 second round pick (46 overall)
- 4b – Pick acquired in New England trade (see 2b)

TITANS TRADE HISTORY SINCE 1997

2022 TRADES

Trade Date/Teams	Compensation	Overall	Player Selected	Note
1. March 23, 2022				
Tennessee Receives:	Player:		WR Robert Woods	
L.A. Rams Receive:	Draft Choice:		Round 6, 2023	
2. April 28, 2022 (Draft Day Trade)				
Tennessee Receives:	Draft Choice:	Round 1, 2022	#18 WR Treyton Burks	Pick originally from New Orleans
	Draft Choice:	Round 3, 2022	#101 TE Jeremy Ruckert	Pick originally a New Orleans compensatory selection; traded to NY Jets
Philadelphia Receives:	Player:		WR A.J. Brown	
3. April 28, 2022 (Draft Day Trade)				
Tennessee Receives:	Draft Choice:	Round 2, 2022	#35 CB Roger McCreary	
	Draft Choice:	Round 3, 2022	#69 OL Nicholas Petit-Frere	
	Draft Choice:	Round 5, 2022	#163 WR Kyle Philips	Pick originally from Pittsburgh
N.Y. Jets Receive:	Draft Choice:	Round 1, 2022	#26 OLB Jermaine Johnson	
	Draft Choice:	Round 3, 2022	#101 TE Jeremy Ruckert	Pick originally a New Orleans compensatory selection
4. April 29, 2022 (Draft Day Trade)				
Tennessee Receives:	Draft Choice:	Round 3, 2022	#86 QB Malik Willis	
Las Vegas Receives:	Draft Choice:	Round 3, 2022	#90 G Dylan Parham	
	Draft Choice:	Round 5, 2022	#169 RB Ty Chandler	Pick traded to Minnesota
5. Aug. 17, 2022				
Tennessee Receives:	Player:		S Tyree Gillespie	
Las Vegas Receives:	Draft Choice:		Round 7, 2024 Conditional draft choice	
6. Aug. 24, 2022				
Tennessee Receives:	Player:		DB Ugo Amadi	
	Draft Choice:		Round 7, 2024	
Philadelphia Receives:	Draft Choice:		Round 6, 2024	
7. Aug. 29, 2022				
Tennessee Receives:	Player:		OL Dennis Daley	
	Draft Choice:		Round 7, 2024	
Carolina Receives:	Draft Choice:		Round 5, 2024	

2021 TRADES

Trade Date/Teams	Compensation	Overall	Player Selected	Note
1. March 17, 2021				
Tennessee Receives:	Draft Choice:	Round 7, 2021	#232 DT Phil Hoskins	Pick originally from Atlanta; traded to Carolina
Miami Receives:	Player:		T Isaiah Wilson	
	Draft Choice:	Round 7, 2022	#247 QB Skylar Thompson	
2. April 30, 2021 (Draft Day Trade)				
Tennessee Receives:	Draft Choice:	Round 3, 2021	#92 ILB Monty Rice	
	Draft Choice:	Round 4, 2021	#135 OLB Rashad Weaver	
Green Bay Receives:	Draft Choice:	Round 3, 2021	#85 WR Amari Rodgers	
3. May 1, 2021 (Draft Day Trade)				
Tennessee Receives:	Draft Choice:	Round 4, 2021	#109 WR Dez Fitzpatrick	Pick originally from Houston
Carolina Receives:	Draft Choice:	Round 4, 2021	#126 RB Chuba Hubbard	
	Draft Choice:	Round 5, 2021	#166 DB Keith Taylor	
	Draft Choice:	Round 7, 2021	#232 DT Phil Hoskins	Pick originally from Atlanta through Miami
4. June 6, 2021				
Tennessee Receives:	Player:		WR Julio Jones	
	Draft Choice:		Round 6, 2023	
Atlanta Receives:	Draft Choice:	Round 2, 2022	#58 LB Troy Andersen	
	Draft Choice:	Round 4, 2023		Conditional

2020 TRADES

Trade Date/Teams	Compensation	Overall	Player Selected	Note
1. March 19, 2020				
Tennessee Receives:	Draft Choice:	Round 7, 2020	#237 CB Thakarius Keyes	Pick originally from New England; traded to Kansas City

TITANS TRADE HISTORY SINCE 1997

Denver Receives: Player: DT Jurrell Casey

2. April 25, 2020 (Draft Day Trade)

Tennessee Receives: Draft Choice: Round 6, 2021 #215 S Brady Breeze
 Kansas City Receives: Draft Choice: Round 7, 2020 #237 CB Thakarius Keyes Pick originally from New England through Denver

3. Oct. 14, 2020

Tennessee Receives: Draft Choice: Round 6, 2021 #185 LB Nick Niemann Pick traded to L.A. Chargers
 Jacksonville Receives: Draft Choice: Round 7, 2021 #249 WR Ben Skowronek Pick traded to L.A. Rams
 Player: OLB Kamalei Correa

4. Nov. 2, 2020

Tennessee Receives: Player: CB Desmond King II
 L.A. Chargers Receive: Draft Choice: Round 6, 2021 #185 LB Nick Niemann Pick originally from Jacksonville

2019 TRADES

Trade Date/Teams	Compensation	Overall	Player Selected	Note
1. March 15, 2019				
Tennessee Receives:	Player:		QB Ryan Tannehill	
	Draft Choice:	Round 6, 2019	#188 LB David Long	
Miami Receives:	Draft Choice:	Round 7, 2019	#233 RB Chandler Cox	
	Draft Choice:	Round 4, 2020	#135 G Kevin Dotson	Pick traded to Pittsburgh
2. April 27, 2019 (Draft Day Trade)				
Tennessee Receives:	Draft Choice:	Round 4, 2019	#116 DB Amani Hooker	Pick originally from Miami through New Orleans
	Draft Choice:	Round 5, 2019	#168 OLB D'Andre Walker	Pick originally from New Orleans
N.Y. Jets Receive:	Draft Choice:	Round 4, 2019	#121 TE Trevon Wesco	
	Draft Choice:	Round 5, 2019	#157 LB Blake Cashman	
3. August 29, 2019				
Tennessee Receives:	Player:		OLB Reggie Gilbert	
Green Bay Receives:	Draft Choice:	Round 6, 2020	#208 C Jake Hanson	
4. August 31, 2019				
Tennessee Receives:	Draft Choice:	Round 7, 2020	#224 QB Cole McDonald	
Cleveland Receives:	Player:		WR Taywan Taylor	

2018 TRADES

Trade Date/Teams	Compensation	Overall	Player Selected	Note
1. April 26, 2018 (Draft Day Trade)				
Tennessee Receives:	Draft Choice:	Round 1, 2018	#22 LB Rashaan Evans	Pick originally from Kansas City through Buffalo
	Draft Choice:	Round 6, 2018	#215 C Bradley Bozeman	Pick traded back to Baltimore
Baltimore Receives:	Draft Choice:	Round 1, 2018	#25 TE Hayden Hurst	
	Draft Choice:	Round 4, 2018	#125 DB Avonte Maddox	Pick traded to Philadelphia
2. April 27, 2018 (Draft Day Trade)				
Tennessee Receives:	Draft Choice:	Round 2, 2018	#41 OLB Harold Landry	
Oakland Receives:	Draft Choice:	Round 2, 2018	#57 DT P.J. Hall	
	Draft Choice:	Round 3, 2018	#89 T Joseph Noteboom	Pick traded to L.A. Rams
3. April 28, 2018 (Draft Day Trade)				
Tennessee Receives:	Draft Choice:	Round 5, 2018	#152 DB Dane Cruikshank	
Baltimore Receives:	Draft Choice:	Round 5, 2018	#162 WR Jordan Lasley	
	Draft Choice:	Round 6, 2018	#215 C Bradley Bozeman	Pick originally from Baltimore
4. August 28, 2018				
Tennessee Receives:	Player:		OLB Kamalei Correa	
Baltimore Receives:	Draft Choice:	Round 6, 2019	DB Marcus Epps	Pick traded to Minnesota

2017 TRADES

Trade Date/Teams	Compensation	Overall	Player Selected	Note
1. April 28, 2017 (Draft Day Trade)				
Tennessee Receives:	Draft Choice:	Round 3, 2017	#72 WR Taywan Taylor	Pick originally from Carolina
	Draft Choice:	Round 6, 2017	#200 T Adam Bisnowaty	Pick traded to N.Y. Giants; originally from Indianapolis

TITANS TRADE HISTORY SINCE 1997

New England Receives: Draft Choice: Round 3, 2017 #83 DE Derek Rivers
 Draft Choice: Round 4, 2017 #124 LB Jalen Reeves-Maybin Pick traded to Detroit

2. April 29, 2017 (Draft Day Trade)

Tennessee Receives: Draft Choice: Round 5, 2017 #155 LB Jayon Brown
 Philadelphia Receives: Draft Choice: Round 5, 2017 #164 G Isaac Asiata Pick traded to Miami
 Draft Choice: Round 6, 2017 #214 DT Elijah Qualls Pick originally from Atlanta

3. April 29, 2017 (Draft Day Trade)

Tennessee Receives: Draft Choice: Round 6, 2017 #207 DB Brandon Wilson Pick traded to Cincinnati
 Draft Choice: Round 7, 2017 #241 RB Khalfani Muhammad
 N.Y. Giants Receive: Draft Choice: Round 6, 2017 #200 T Adam Bisnowaty Pick originally from Indianapolis through New England

4. April 29, 2017 (Draft Day Trade)

Tennessee Receives: Draft Choice: Round 6, 2017 #217 OL Corey Levin Compensatory pick
 Draft Choice: Round 7, 2017 #227 OLB Josh Carraway
 Cincinnati Receives: Draft Choice: Round 6, 2017 #207 DB Brandon Wilson Pick originally from N.Y. Giants

5. Sept. 1, 2017

Tennessee Receives: Player: DE David King
 Kansas City Receives: Draft Choice: Round 7, 2018 #243 DB Keion Crossen Conditional draft choice; traded to New England

2016 TRADES

Trade Date/Teams	Compensation	Overall	Player Selected	Note
1. March 9, 2016				
Tennessee Receives:	Player: RB DeMarco Murray			
	Draft Choice: Round 4, 2016 #113	LB Nick Kwiatkoski		Pick traded from Tennessee to Los Angeles to
Philadelphia Receives:	Draft Choice: Round 4, 2016 #100	QB Connor Cook		Pick traded from Philadelphia to Cleveland to Oakland Chicago
2. April 14, 2016				
Tennessee Receives:	Draft Choice: Round 1, 2016 #15	WR Corey Coleman		Pick traded from Tennessee to Cleveland
	Draft Choice: Round 2, 2016 #43	DL Austin Johnson		Pick originally from Philadelphia
	Draft Choice: Round 2, 2016 #45	RB Derrick Henry		
	Draft Choice: Round 3, 2016 #76	T Shon Coleman		Pick traded from Tennessee to Cleveland
	Draft Choice: Round 1, 2017 #5	WR Corey Davis		
	Draft Choice: Round 3, 2017 #100	TE Jonnu Smith		Compensatory pick
Los Angeles Receives:	Draft Choice: Round 1, 2016 #1	QB Jared Goff		
	Draft Choice: Round 4, 2016 #113	LB Nick Kwiatkoski		Pick originally from Philadelphia; traded from Los Angeles to Chicago
	Draft Choice: Round 6, 2016 #177	TE Temarrick Hemingway		
3. April 28, 2016 (Draft Day Trade)				
Tennessee Receives:	Draft Choice: Round 1, 2016 #8	T Jack Conklin		Pick originally from Miami through Philadelphia
	Draft Choice: Round 6, 2016 #176	RB Andy Janovich		Pick traded from Tennessee to Denver
Cleveland Receives:	Draft Choice: Round 1, 2016 #15	WR Corey Coleman		Pick originally from Los Angeles
	Draft Choice: Round 3, 2016 #76	T Shon Coleman		Pick originally from Los Angeles
	Draft Choice: Round 2, 2017 #52	QB DeShone Kizer		
4. April 30, 2016 (Draft Day Trade)				
Tennessee Receives:	Draft Choice: Round 5, 2016 #157	CB LeShaun Sims		Pick originally from N.Y. Jets
	Draft Choice: Round 7, 2016 #253	CB Kalan Reed		
Denver Receives:	Draft Choice: Round 6, 2016 #176	RB Andy Janovich		Pick originally from Cleveland
	Draft Choice: Round 6, 2017 #203	RB De'Angelo Henderson		
5. Aug. 16, 2016				
Tennessee Receives:	Player: G/T Dennis Kelly			
Philadelphia Receives:	Player: WR Dorial Green-Beckham			

2015 TRADES

Trade Date/Teams	Compensation	Overall	Player Selected	Note
1. May 1, 2015 (Draft Day Trade)				
Tennessee Receives:	Draft Choice: Round 2, 2015 #40	WR Dorial Green-Beckham		
	Draft Choice: Round 4, 2015 #108	FB Jalston Fowler		
	Draft Choice: Round 7, 2015 #245	WR Tre McBride		Pick originally from Denver

TITANS TRADE HISTORY SINCE 1997

New York Giants Receive: Draft Choice: Round 2, 2015 #33 S Landon Collins

2. Sept. 4, 2015

Tennessee Receives: Draft Choice: Round 6, 2016 #193 G Sebastian Tretola
 Draft Choice: Round 6, 2017 #214 DT Elijah Qualls Pick traded to Philadelphia
 Atlanta Receives: Player: G Andy Levitre

3. Sept. 6, 2015

Tennessee Receives: Player: RB Terrance West
 Cleveland Receives: Draft Choice: Conditional 2016 Pick (none) Conditions not met for Cleveland to receive pick

2014 TRADES

Trade Date/Teams	Compensation	Overall	Player Selected	Note
1. May 9, 2014 (Draft Day Trade)				
Tennessee Receives:	Draft Choice: Round 2, 2014 #54		RB Bishop Sankey	
	Draft Choice: Round 4, 2014 #122		DB Marqueston Huff	
Philadelphia Receives:	Draft Choice: Round 2, 2014 #42		WR Jordan Matthews	
2. May 10, 2014 (Draft Day Trade)				
Tennessee Receives:	Draft Choice: Round 6, 2014 #178		QB Zach Mettenberger	
Washington Receives:	Draft Choice: Round 6, 2014 #186		RB Lache Seastrunk	
	Draft Choice: Round 7, 2014 #228		K Zach Hocker	
3. Aug. 30, 2014				
Tennessee Receives:	Draft Choice: Conditional 2015 Pick (none)			Conditions not met for Tennessee to receive pick
Dallas Receives:	Player: DE Lavar Edwards			
4. Oct. 22, 2014				
Tennessee Receives:	Draft Choice: Round 6, 2015 #208		C Andy Gallik	
New England Receives:	Player: LB Akeem Ayers			
	Draft Choice: Round 7, 2015 #219		ILB Hayes Pullard	Pick by Cleveland after trade from New England

2013 TRADES

Trade Date/Teams	Compensation	Overall	Player Selected	Note
1. April 26, 2013 (Draft Day Trade)				
Tennessee Receives:	Draft Choice: Round 2, 2013 #34		WR Justin Hunter	
San Francisco Receives:	Draft Choice: Round 2, 2013 #40		DE Cornelius Carradine	
	Draft Choice: Round 7, 2013 #216		WR Charles Johnson	Pick by Green Bay after trade from SF
	Draft Choice: Round 3, 2014 #77		LB Chris Borland	

2012 TRADES

Trade Date/Teams	Compensation	Overall	Player Selected	Note
1. April 28, 2012 (Draft Day Trade)				
Tennessee Receives:	Draft Choice: Round 5, 2012 #145		TE Taylor Thompson	
Miami Receives:	Draft Choice: Round 5, 2012 #155		LB Josh Kaddu	
	Draft Choice: Round 7, 2012 #227		WR Rishard Matthews	
2. April 28, 2012 (Draft Day Trade)				
Tennessee Receives:	Draft Choice: Round 7, 2012 #211		DE Scott Solomon	
Minnesota Receives:	Draft Choice: Round 6, 2013 #176		T David Quessenberry	Pick by Houston after trade from MIN to AZ to OAK to HOU

2011 TRADES

Trade Date/Teams	Compensation	Overall	Player Selected	Note
1. Sept. 3, 2011				
Tennessee Receives:	Player: FB Quinn Johnson			
Green Bay Receives:	Draft Choice: Conditional 2012 Pick (none)			Conditions not met for Green Bay to receive pick

2010 TRADES

Trade Date/Teams	Compensation	Overall	Player Selected	Note
------------------	--------------	---------	-----------------	------

TITANS TRADE HISTORY SINCE 1997

1. April 24, 2010 (Draft Day Trade)

Tennessee Receives:	Draft Choice:	Round 4, 2010	#104	CB Alterraun Verner
	Draft Choice:	Round 6, 2010	#176	QB Rusty Smith
Seattle Receives:	Draft Choice:	Round 4, 2010	#111	DB Walter Thurmond
	Draft Choice:	Round 6, 2010	#185	TE Anthony McCoy
	Player:	RB LenDale White		
	Player:	DT Kevin Vickerson		

2009 TRADES

Trade Date/Teams	Compensation	Overall	Player Selected	Note
1. April 26, 2009 (Draft Day)				
Tennessee Receives:	Draft Choice:	Round 3, 2009	#89	TE Jared Cook
New England Receives:	Draft Choice:	Round 2, 2010	#47	LB Daryl Washington
				Pick later traded to Arizona

2008 TRADES

Trade Date/Teams	Compensation	Overall	Player Selected	Note
1. April 26, 2008 (Draft Day)				
Tennessee Receives:	Draft Choice:	Round 4, 2008	#126	WR Lavelle Hawkins
Dallas Receives:	Player:	CB Pacman Jones		
	Draft Choice:	Round 5, 2009	#166	DB Michael Hamlin
2. April 27, 2008 (Draft Day)				
Tennessee Receives:	Draft Choice:	Round 4, 2008	#103	DE William Hayes
				Pick originally from Atlanta
Washington Receives:	Draft Choices:	Round 4, 2008	#124	CB Justin Tryon
	Draft Choice:	Round 5, 2008	#157	G Roy Schuening
				Pick later traded to St. Louis

2007 TRADES

Trade Date/Teams	Compensation	Overall	Player Selected	Note
1. Sept. 11, 2007				
Tennessee Receives:	Player:	DE Bryce Fisher		
Seattle Receives:	Draft Choice:	Round 6, 2008	#189	LS Tyler Schmitt

2006 TRADES

Trade Date/Teams	Compensation	Overall	Player Selected	Note
1. April 29, 2006 (Draft Day)				
Tennessee Receives:	Draft Choice:	Round 2, 2006	#45	RB LenDale White
	Draft Choice:	Round 4, 2006	#116	LB Stephen Tulloch
Philadelphia Receives:	Draft Choice:	Round 2, 2006	#39	T Winston Justice
2. April 30, 2006 (Draft Day)				
Tennessee Receives:	Draft Choice:	Round 6, 2007	#206	CB Ryan Smith
Indianapolis Receives:	Draft Choice:	Round 7, 2006	#238	CB T.J. Rushing
				Pick originally obtained from Ind. for Rocky Calmus
3. June 9, 2006				
Tennessee Receives:	Draft Choice:	Round 4, 2007	#128	WR Chris Davis
Baltimore Receives:	Player:	QB Steve McNair		
4. Sept. 20, 2006				
Tennessee Receives:	Draft Choice:	Round 6, 2007	#204	DE Jacob Ford
San Diego Receives:	Player:	QB Billy Volek		

2005 TRADES

Trade Date/Teams	Compensation	Overall	Player Selected	Note
1. April 6, 2005				
Tennessee Receives:	Draft Choice:	Round 5, 2005	#150	T Daniel Loper
Kansas City Receives:	Player:	DE Carlos Hall		
2. April 23, 2005 (Draft Day)				
Tennessee Receives:	Draft Choice:	Round 2, 2005	#41	T Michael Roos
	Draft Choice:	Round 4, 2005	#113	T David Stewart

TITANS TRADE HISTORY SINCE 1997

Detroit Receives: Draft Choice: Round 2, 2005 #37 DE Shaun Cody

3. July 19, 2005

Tennessee Receives: Player: RB Travis Henry
Buffalo Receives: Draft Choice: Round 3, 2006 #70 CB Ashton Youboty

4. Sept. 3, 2005

Tennessee Receives: Draft Choice: Round 7, 2006 #238 CB T.J. Rushing Pick traded back to Ind. on April 30, 2006
Indianapolis Receives: Player: LB Rocky Calmus

2004 TRADES

Trade Date/Teams	Compensation	Overall	Player Selected	Note
1. March 8, 2004				
Tennessee Receives:	Draft Choice:	Round 2, 2004	#42	DE Travis LaBoy
New York Jets Receive:	Player:	WR Justin McCareins		
2. April 24, 2004 (Draft Day)				
Tennessee Receives:	Draft Choice:	Round 2, 2004	#40	TE Ben Troupe
	Draft Choice:	Round 3, 2004	#71	DT Randy Starks
	Draft Choice:	Round 4, 2004	#103	DE Bo Schobel
	Draft Choice:	Round 5, 2004	#138	G Jacob Bell
Houston Receives:	Draft Choice:	Round 1, 2004	#27	DE Jason Babin
	Draft Choice:	Round 5, 2004	#159	T Sean Bubin
				Pick later traded to Jacksonville

2003 TRADES

Trade Date/Teams	Compensation	Overall	Player Selected	Note
1. April 27, 2003 (Draft Day)				
Tennessee Receives:	Draft Choice:	Round 5, 2003	#154	S Donnie Nicky
	Draft Choice:	Round 7, 2003	#225	T Todd Williams
New England Receives:	Draft Choice:	Round 5, 2003	#164	C Dan Koppen
	Draft Choice:	Round 6, 2003	#201	QB Kliff Kingsbury
	Draft Choice:	Round 7, 2003	#243	DT Ethan Kelley
				Pick originally from Houston Pick originally from St. Louis

2002 TRADES

Trade Date/Teams	Compensation	Overall	Player Selected	Note
1. April 20, 2002 (Draft Day)				
Tennessee Receives:	Draft Choice:	Round 1, 2002	#15	DT Albert Haynesworth
	Draft Choice:	Round 4, 2002	#115	CB Tony Beckham
N.Y. Giants Receive:	Draft Choice:	Round 1, 2002	#14	TE Jeremy Shockey

2001 TRADES

Trade Date/Teams	Compensation	Overall	Player Selected	Note
1. April 4, 2001				
Tennessee Receives:	Player:	DE Kevin Carter		
St. Louis Receives:	Draft Choice:	Round 1, 2001	#29	DT Ryan Pickett
2. Sept. 2, 2001				
Tennessee Receives:	Draft Choice:	Round 7, 2002	#240	DE Carlos Hall
Green Bay Receives:	Player:	DT Rod Walker		
3. Sept. 2, 2001				
Tennessee Receives:	Draft Choice	Conditional Future Pick	(none)	Conditions not met for Tennessee to receive pick
Carolina Receives:	Player:	S Perry Phenix		

2000 TRADES

Trade Date/Teams	Compensation	Overall	Player Selected	Note
1. April 15, 2000 (Draft Day)				
Tennessee Receives:	Draft Choice:	Round 3, 2000	#68	TE Erron Kinney
	Draft Choice:	Round 5, 2000	#135	S Aric Morris
Philadelphia Receives:	Draft Choice:	Round 2, 2000	#61	G Bobby Williams
2. Aug. 27, 2000				

TITANS TRADE HISTORY SINCE 1997

Tennessee Receives: Player: C Gennaro DiNapoli
 Oakland Receives: Draft Choice: Round 7, 2001 #229 WR Ken-Yon Rambo

1999 TRADES

Trade Date/Teams	Compensation	Overall	Player Selected	Note
1. April 17, 1999 (Draft Day)				
Tennessee Receives:	Draft Choice:	Round 2, 1999	#52	DT John Thornton
	Draft Choice:	Round 4, 1999	#117	CB Donald Mitchell
New England Receives:	Draft Choice:	Round 2, 1999	#46	RB Kevin Faulk

1998 TRADES

Trade Date/Teams	Compensation	Overall	Player Selected	Note
1. Sept. 1, 1998				
Tennessee Receives:	Draft Choice:	Round 7, 2000	#213	RB Mike Green
Chicago Receives:	Player:	LB Lemanski Hall		

1997 TRADES

Trade Date/Teams	Compensation	Overall	Player Selected	Note
1. Feb. 24, 1997				
Tennessee Receives:	Draft Choice:	Round 4, 1997	#98	WR Derrick Mason
	Draft Choice:	Round 6, 1997	#165	TE Nicky Savoie
Atlanta Receives:	Player:	QB Chris Chandler		Pick later traded to New Orleans
2. April 19, 1997 (Draft Day)				
Tennessee Receives:	Draft Choice:	Round 1, 1997	#18	DE Kenny Holmes
	Draft Choice:	Round 3, 1997	#81	T Scott Sanderson
	Draft Choice:	Round 4, 1997	#116	WR Keith Poole
	Draft Choice:	Round 6, 1997	#181	LB Dennis Stallings
Kansas City Receives:	Draft Choice:	Round 1, 1997	#13	TE Tony Gonzalez
	Draft Choice:	Round 4, 1997	#110	QB Pat Barnes
3. April 20, 1997 (Draft Day)				
Tennessee Receives:	Draft Choice:	Round 4, 1997	#107	DE Pratt Lyons
New Orleans Receives:	Draft Choice:	Round 4, 1997	#116	WR Keith Poole
	Draft Choice:	Round 6, 1997	#165	TE Nicky Savoie



The Titans traded for Ryan Tannehill in 2019.



Denico Autry was signed as an unrestricted free agent in 2021.

RECENT VETERAN FREE AGENCY HISTORY

2022

Players Signed (7)

RB Trenton Cannon	San Francisco
TE Austin Hooper	Cleveland
OL Jamarco Jones	Seattle
LB Justin Lawler	L.A. Rams
WR Josh Malone	Green Bay
DB A.J. Moore	Houston
DL DeMarcus Walker	Houston

Players Lost (11)

WR Cameron Batson	Atlanta
FB Khari Blasingame	Chicago
ILB Jayon Brown	Las Vegas
S Dane Cruikshank	Chicago
ILB Rashaan Evans	Atlanta
TE Anthony Firkser	Atlanta
RB D'Onta Foreman	Carolina
WR Marcus Johnson	San Francisco
RB Jeremy McNichols	Atlanta
DT Kyle Peko	Las Vegas
OL David Quessenberry	Buffalo

2021

Players Signed (22)

OLB Ola Adeniyi (Pittsburgh)
DL Denico Autry (Indianapolis)
LB B.J. Bello (L.A. Chargers)
WR Fred Brown (Denver)
DT Trevon Coley (N.Y. Jets)
LS Morgan Cox (Baltimore)
T Christian DiLauro (Pittsburgh)
OLB Bud Dupree (Pittsburgh)
S Matthias Farley (N.Y. Jets)
DT Woodrow Hamilton IV (Carolina)
DT Bruce Hector (Carolina)
RB Brian Hill (Atlanta)
CB Jackrabbit Jenkins (New Orleans)
CB Kevin Johnson (Cleveland)
DT Abry Jones (Jacksonville)
CB Chris Jones (Minnesota)
T Kendall Lamm (Cleveland)

WR Kalija Lipscomb (Green Bay)
 CB Greg Mabin (Jacksonville)
 LB Justin March (Dallas)
 CB Kevin Peterson (Arizona)
 WR Josh Reynolds (L.A. Rams)

Players Lost (12)

OLB Jadeveon Clowney (Cleveland)
 WR Corey Davis (N.Y. Jets)
 DE Matt Dickerson (Las Vegas)
 G/C Jamil Douglas (Buffalo)
 DT DaQuan Jones (Carolina)
 DB Joshua Kalu (N.Y. Giants)
 CB Desmond King (Houston)
 CB Chris Milton (N.Y. Giants)
 TE MyCole Pruitt (San Francisco)
 WR Kalif Raymond (Detroit)
 TE Jonnu Smith (New England)
 CB Tye Smith (Minnesota)

2020

Players Signed (7)

OLB Vic Beasley, Jr. (Atlanta)
 DB Ibraheim Campbell (Green Bay)
 DL Jack Crawford (Atlanta)
 LB Nick Dzubnar (L.A. Chargers)
 CB Johnathan Joseph (Houston)
 RB Senorise Perry (Buffalo)
 T Ty Sambrailo (Atlanta)

Players Lost (6)

T Jack Conklin (Cleveland)
 WR Darius Jennings (L.A. Chargers)
 DL Austin Johnson (N.Y. Giants)
 QB Marcus Mariota (Las Vegas)
 WR Tajaé Sharpe (Minnesota)
 CB LeShaun Sims (Cincinnati)

2019

Players Signed (7)

DL Frank Herron (New England)
 TE Ryan Hewitt (Indianapolis)

WR Cody Hollister (New England)
 WR Adam Humphries (Tampa Bay)
 G Rodger Saffold (L.A. Rams)
 DL Brent Urban (Baltimore)
 OLB Cameron Wake (Miami)

Players Lost (2)

TE Luke Stocker (Atlanta)
 G Quinton Spain (Buffalo)

2018

Players Signed (10)

CB Malcolm Butler (New England)
 WR Michael Campanaro (Baltimore)
 LB Will Compton (Washington)
 QB Blaine Gabbert (Arizona)
 RB Dion Lewis (New England)
 S Kendrick Lewis (Baltimore)
 DL Bennie Logan (Kansas City)
 G Kevin Pamphile (Tampa Bay)
 OL Xavier Su'a-Filo (Houston)
 WR Nick Williams (Atlanta)

Players Lost (3)

DB Curtis Riley (N.Y. Giants)
 QB Brandon Weeden (Houston)
 LB Avery Williamson (N.Y. Jets)

2017

Players Signed (8)

LB Daren Bates (Oakland)
 S Johnathan Cyprien (Jacksonville)
 CB Demontre Hurst (Chicago)
 OL Tim Lelito (New Orleans)
 CB Logan Ryan (New England)
 S Brynden Trawick (Oakland)
 KR/WR Eric Weems (Atlanta)
 NT Sylvester Williams (Denver)

Players Lost (9)

LB David Bass (Seattle)
 T/G Byron Bell (Dallas)

RECENT VETERAN FREE AGENCY HISTORY

CB Valentino Blake (N.Y. Giants)
 TE Anthony Fasano (Miami)
 C/G Brian Schwenke (Indianapolis)
 LB Sean Spence (Indianapolis)
 S Daimion Stafford (Pittsburgh)
 G Chance Warmack (Philadelphia)
 WR Kendall Wright (Chicago)

2016

Players Signed (7)

CB Brice McCain (Miami)
 C Ben Jones (Houston)
 QB Matt Cassel (Dallas)
 WR Rishard Matthews (Miami)
 LB Sean Spence (Pittsburgh)
 CB Antwon Blake (Pittsburgh)
 S Rashad Johnson (Arizona)

Players Lost (5)

LB Zach Brown (Buffalo)
 FB Steven Johnson (Pittsburgh)
 OL Joe Looney (Dallas)
 DT Mike Martin (Philadelphia)
 CB Coty Sensabaugh (Los Angeles)

2015

Players Signed (7)

T Byron Bell (Carolina)
 CB Perrish Cox (San Francisco)
 WR Harry Douglas (Atlanta)
 TE Anthony Fasano (Kansas City)
 WR Hakeem Nicks (Indianapolis)
 OLB Brian Orakpo (Washington)
 S Da'Norris Searcy (Buffalo)

Players Lost (3)

CB Brandon Ghee (Cincinnati)
 FB Collin Mooney (Atlanta)
 WR Nate Washington (Houston)

2014

Players Signed (8)

RB Dexter McCluster (Kansas City)
 DL Al Woods (Pittsburgh)
 QB Charlie Whitehurst (San Diego)
 LB Wesley Woodyard (Denver)
 T Michael Oher (Baltimore)
 LB Shaun Phillips (Denver)
 G/C Eric Olsen (Pittsburgh)
 WR Brian Robiskie (Atlanta)

Players Lost (4)

CB Alterraun Verner (Tampa Bay)
 WR Damian Williams (Miami)
 WR Kenny Britt (St. Louis)
 QB Rusty Smith (N.Y. Giants)

2013

Players Signed (14)

S George Wilson (Buffalo)
 LB Moise Fokou (Indianapolis)
 RB Shonn Greene (N.Y. Jets)
 DT Sammie Hill (Detroit)
 G Andy Levitre (Buffalo)
 TE Delanie Walker (San Francisco)
 G/C Rob Turner (St. Louis)
 QB Ryan Fitzpatrick (Buffalo)
 S Bernard Pollard (Baltimore)
 DE Ropati Pitoitua (Kansas City)
 WR Kevin Walter (Houston)
 C/G Chris Spencer (Chicago)

RB Jalen Parmele (Jacksonville)
 DT Antonio Johnson (Indianapolis)

Players Lost (5)

TE Jared Cook (St. Louis)
 LB Zac Diles (Kansas City)
 G Leroy Harris (Detroit)
 DT Sen'Derrick Marks (Jacksonville)
 DE Jarius Wynn (San Diego)

2012

Players Signed (7)

G Steve Hutchinson (Minnesota)
 DE Kamerion Wimbley (Oakland)
 DE Leger Douzable (Jacksonville)
 LB Zac Diles (Indianapolis)
 G Kyle DeVan (Philadelphia)
 C Jon Cooper (Minnesota)
 S Aaron Francisco (Detroit)

Players Lost (6)

WR Donnie Avery (Indianapolis)
 CB Cortland Finnegan (St. Louis)
 S Chris Hope (Atlanta)
 DE William Hayes (St. Louis)
 DE Jason Jones (Seattle)
 LB Barrett Ruud (Seattle)

2011

Players Signed (11)

QB Matt Hasselbeck (Seattle)
 DT Shaun Smith (Kansas City)
 TE Daniel Graham (Denver)
 LB Barrett Ruud (Tampa Bay)
 CB Frank Walker (Minnesota)
 S Jordan Babineaux (Seattle)
 T Pat McQuistan (Miami)
 S Anthony Smith (Green Bay)
 T Adam Terry (Jacksonville)
 RB Kestahn Moore (Washington)
 WR Kevin Curtis (Kansas City)

Players Lost (4)

DE Jason Babin (Philadelphia)
 QB Kerry Collins (Indianapolis)
 LB Stephen Tulloch (Detroit)
 TE Bo Scaife (Cincinnati)

2010

Players Signed (6)

LB Will Witherspoon (Philadelphia)
 P/K Ricky Schmitt (San Francisco)
 DE Jason Babin (Philadelphia)
 CB Tye Hill (Atlanta)
 QB Chris Simms (Denver)
 TE Sean Ryan (Washington)

Players Lost (2)

DE Kyle Vanden Bosch (Detroit)
 TE Alge Crumpler (New England)

2009

Players Signed (5)

CB DeMarcus Faggins (Houston)
 DT Jovan Haye (Tampa Bay)
 WR Mark Jones (Carolina)
 QB Patrick Ramsey (Denver)
 WR Nate Washington (Pittsburgh)

Players Lost (6)

CB Chris Carr (Baltimore)

DT Albert Haynesworth (Washington)
 WR Brandon Jones (San Francisco)
 CB Eric King (Detroit)
 T Daniel Loper (Detroit)
 QB Chris Simms (Denver)

2008

Players Signed (7)

TE Dwayne Blakley (Atlanta)
 CB Chris Carr (RFA-Oakland)
 TE Alge Crumpler (Atlanta)
 DE Jevon Kearse (Philadelphia)
 WR Justin McCareins (N.Y. Jets)
 OT Jake Scott (Indianapolis)
 LB Josh Stamer (Buffalo)

Players Lost (8)

G Jacob Bell (St. Louis)
 RB Chris Brown (Houston)
 LB Gilbert Gardner (Detroit)
 TE Ben Hartsock (Atlanta)
 DE Travis LaBoy (Arizona)
 DE Antwan Odom (Cincinnati)
 DT Randy Starks (Miami)
 TE Ben Troupe (Tampa Bay)

2007

Players Signed (6)

LB Ryan Fowler (RFA-Dallas)
 WR Justin Gage (Chicago)
 CB Nick Harper (Indianapolis)
 CB Kelly Herndon (Seattle)
 QB Tim Rattay (Tampa Bay)
 S Bryan Scott (New Orleans)

Players Lost (3)

WR Drew Bennett (St. Louis)
 DT Robaire Smith (Cleveland)
 WR Bobby Wade (Minnesota)

2006

Players Signed (4)

WR David Givens (New England)
 S Chris Hope (Pittsburgh)
 C Kevin Mawae (N.Y. Jets)
 LB David Thornton (Indianapolis)

Players Lost (4)

LB Rocky Boiman (Dallas)
 C Justin Hartwig (Carolina)
 LB Brad Kassell (N.Y. Jets)
 S Tank Williams (Minnesota)

2005

Players Signed (1)

DE Kyle Vanden Bosch (Arizona)

Players Lost (4)

RB Antowain Smith (New Orleans)
 WR Eddie Berlin (Chicago)
 CB Andre Dyson (Seattle)
 TE Shad Meier (New Orleans)

2004

Players Signed (0)

Players Lost (2)

DE Jevon Kearse (Philadelphia)
 DT Robaire Smith (Houston)

RECENT VETERAN FREE AGENCY HISTORY

2003

Players Signed (0)

Players Lost (5)

WR Kevin Dyson (Carolina)
DT John Thornton (Cincinnati)
CB Dainon Sidney (Buffalo)
CB Donald Mitchell (Dallas)
S Rich Coady (Indianapolis)

2002

Players Signed (4)

S Lance Schulters (San Francisco)
FB Greg Comella (N.Y. Giants)
C Jeff Smith (Jacksonville)
RB Robert Holcombe (St. Louis)

Players Lost (4)

DT Jason Fisk (San Diego)
DT Josh Evans (N.Y. Jets)
LB Greg Favors (Indianapolis)
C Kevin Long (Jacksonville)

2001

Players Signed (2)

K Joe Nedney (Carolina)
CB DeRon Jenkins (San Diego)

Players Lost (2)

DE Kenny Holmes (N.Y. Giants)
CB Denard Walker (Denver)

2000

Players Signed (2)

LB Randall Godfrey (Dallas)
T Fred Miller (St. Louis)

Players Lost (5)

LB Joe Bowden (Dallas)
LB Doug Colman (Oakland)
S Anthony Dorsett (Oakland)
TE Jackie Harris (Dallas)
T Jon Runyan (Philadelphia)

1999

Players Signed (5)

DT Jason Fisk (Minnesota)
DT Mike Jones (New England)
FB Lorenzo Neal (Tampa Bay)
QB Neil O'Donnell (Cincinnati)
DE Mike Frederick (Jets)

Players Lost (3)

DE Anthony Cook (Washington)
C Mark Stepnoski (Dallas)
DT Gary Walker (Jacksonville)

1998

Players Signed (3)

TE Jackie Harris (Tampa Bay)
P Craig Hentrich (Green Bay)
WR Yancey Thigpen (Pittsburgh)

Players Lost (1)

G Kevin Donnalley (Miami)

1997

Players Signed (2)

QB Dave Krieg (Chicago)
LB Lonnie Marts (Tampa Bay)

Players Lost (2)

LB Michael Barrow (Carolina)
CB Cris Dishman (Washington)

1996

Players Signed (4)

WR Willie Davis (Kansas City)
RB Ronnie Harmon (San Diego)
S Rafael Robinson (Seattle)
P Reggie Roby (Tampa Bay)

Players Lost (1)

LB Eddie Robinson (Jacksonville)

1995

Players Signed (5)

QB Chris Chandler (Rams)
KR Mel Gray (Detroit)
C Mark Stepnoski (Dallas)
T Irv Eatman (Atlanta)
WR Derek Russell (Denver)

Players Lost (5)

LB Lamar Lathon (Carolina)
S Bo Orlando (San Diego)
DE Tim Roberts (New England)
G Bill Schultz (Denver)
RB Lorenzo White (Cleveland)

1994

Players Signed (5)

TE Pat Carter (Rams)
P Rich Camarillo (Arizona)
QB Sean Salisbury (Minnesota)
DE Kenny Davidson (Pittsburgh)
RB Todd McNair (Kansas City)

Players Lost (3)

DE William Fuller (Philadelphia)
DE Sean Jones (Green Bay)
P Greg Montgomery (Detroit)

1993

Players Signed (2)

WR Willie Drewrey (Tampa Bay)
LB Robert Lyles (Atlanta)

Players Lost (3)

LB Rick Graf (Washington)
CB Jerry Gray (Tampa Bay)
T Don Maggs (Denver)

1992

Plan B

Players Signed (3)

CB Jerry Gray (Los Angeles)
WR Jeff Query (Green Bay)
RB Spencer Tillman (San Francisco)

Players Lost (4)

LB Eric Fairs (Buffalo)
WR Drew Hill (Atlanta)
WR Alex Johnson (New England)
WR Tony Jones (Atlanta)

1991

Plan B

Players Signed (7)

DE Robert Banks (Cleveland)
S Eric Bergeson (Atlanta)
LB Rick Graf (Miami)
S John Hagy (Buffalo)

WR Richard Johnson (Detroit)
WR Cedric Jones (New England)
RB Kerry Porter (Denver)

Players Lost (4)

CB Steve Brown (San Francisco)
RB Victor Jones (New England)
S Brett Tucker (Buffalo)
K Tony Zendejas (Los Angeles)

1990

Plan B

Players Signed (8)

S David Arnold (Pittsburgh)
WR Bernard Ford (Dallas)
WR Carl Harry (Washington)
DE Ezra Johnson (Indianapolis)
S Terry Kinard (Giants)
S Leander Knight (Jets)
WR Geral McNeil (Cleveland)
G Tommy Robinson (Atlanta)

Players Lost (7)

S Jeff Donaldson (Chiefs)
S Tracey Eaton (Arizona)
FB Tracy Johnson (Atlanta)
TE Bob Mrosko (Giants)
DE Anthony Spears (Dallas)
TE Chris Verhulst (Denver)
C/G George Yarno (Green Bay)

1989

Plan B

Players Signed (7)

FB Carl Byrum (Buffalo)
DE Mark Garalczyk (Jets)
WR Kenny Jackson (Philadelphia)
TE Calvin Magee (Tampa Bay)
LB Matt Monger (Jets)
DE/TE Colin Scotts (Arizona)
C/G George Yarno (Atlanta)

Players Lost (13)

DE Robert Banks (Cleveland)
S Keith Bostic (Indianapolis)
LB Toby Caston (Detroit)
LB Kurt Crain (Green Bay)
T John Davis (Buffalo)
WR Willie Drewrey (Tampa Bay)
LB Mark Dusbabek (Minnesota)
QB Brent Pease (Miami)
RB Spencer Tillman (San Francisco)
T David Viaene (New England)
FB Ray Wallace (Pittsburgh)
T Doug Williams (Seattle)
TE Jamie Williams (San Francisco)

ALL-TIME HEAD COACHES SUMMARY

COACH	YEARS	WON	LOST	TIED	PCT.	PTS.	ALLOWED
Lou Rymkus*	1960-61	12	7	1	.625	546	414
Wally Lemm	1961, 1966-70	38	40	4	.487	1,785	1,702
Frank "Pop" Ivy	1962-63	17	12	0	.586	706	662
Sammy Baugh	1964	4	10	0	.285	310	355
Hugh "Bones" Taylor	1965	4	10	0	.285	298	429
Ed Hughes	1971	4	9	1	.321	251	330
Bill Peterson**	1972-73	1	18	0	.052	241	553
Sid Gillman	1973-74	8	15	0	.347	358	556
O.A. "Bum" Phillips	1975-80	59	38	0	.608	1,857	1,741
Ed Biles***	1981-83	8	23	0	.258	526	774
Chuck Studley	1983	2	8	0	.200	179	286
Hugh Campbell****	1984-85	8	22	0	.266	487	787
Jerry Glanville	1985-89	35	35	0	.500	1,535	1,637
Jack Pardee#	1990-94	44	35	0	.556	1,771	1,418
Jeff Fisher	1994-2010	147	126	0	.538	5,872	5,719
Mike Munchak	2011-13	22	26	0	.458	1,017	1,069
Ken Whisenhunt##	2014-15	3	20	0	.130	379	597
Mike Mularkey	2015-17	21	22	0	.488	925	1,054
Mike Vrabel	2018-22	49	30	0	.620	1,889	1,694
TOTALS	1960-2022	486	506	6	.490	20,932	21,777

(includes postseason)

* Released after five games in 1961

*** Resigned after six games in 1983

Released after 10 games in 1994

** Released after five games in 1973

**** Released after 14 games in 1985

Released after seven games in 2015

ALL-TIME STARTING QUARTERBACK SUMMARY (REGULAR SEASON)

Quarterback	Seasons	Wins	Losses	Ties	Pct.	Quarterback	Seasons	Wins	Losses	Ties	Pct.
George Blanda	1960-66	44	38	0	.537	Billy Joe Tolliver	1994	0	7	0	.000
Jacky Lee	1960-67	4	5	1	.450	Bucky Richardson	1992-94	1	3	0	.250
Don Trull	1964-69	4	9	2	.333	Chris Chandler	1995-96	11	14	0	.440
Buddy Humphrey	1966	0	1	0	.000	Steve McNair	1995-05	76	55	0	.580
Pete Beathard	1967-69	15	11	0	.577	Neil O'Donnell	1999-03	6	2	0	.750
Bob Davis	1967-69	3	2	1	.583	Billy Volek	2000-06	3	7	0	.300
Charley Johnson	1970-71	3	11	0	.214	Matt Mauck	2005	0	1	0	.000
Jerry Rhome	1970	0	3	1	.125	Vince Young	2006-10	30	17	0	.638
Dan Pastorini	1971-79	53	54	0	.495	Kerry Collins	2006-10	15	17	0	.469
Lynn Dickey	1971-74	2	7	1	.250	Rusty Smith	2010-11	0	1	0	.000
Kent Nix	1972	0	2	0	.000	Matt Hasselbeck	2011-12	11	10	0	.524
John Hadl	1976-77	1	5	0	.167	Jake Locker	2011-14	9	14	0	.391
Gifford Nielsen	1978-83	3	11	0	.214	Ryan Fitzpatrick	2013	3	6	0	.333
Ken Stabler	1980-81	16	12	0	.571	Charlie Whitehurst	2014	1	4	0	.200
John Reaves	1981	1	1	0	.500	Zach Mettenberger	2014-15	0	10	0	.000
Archie Manning	1982-83	0	8	0	.000	Marcus Mariota	2015-19	29	32	0	.475
Oliver Luck	1982-86	3	6	0	.333	Matt Cassel	2016-17	1	1	0	.500
Warren Moon	1984-93	70	69	0	.504	Blaine Gabbert	2018	2	1	0	.667
Brent Pease	1987-88	2	1	0	.667	Ryan Tannehill	2019-22	35	15	0	.700
Cody Carlson	1987-94	11	8	0	.579	Malik Willis	2022	1	1	0	.500



Ryan Tannehill led the Titans to 18 regular season wins and a pair of playoff appearances in his first two seasons with the club.

YEAR-BY-YEAR STARTING QUARTERBACKS SINCE 1999**2022 (6-3)**

Date	W-L	Opponent	Starter
Sept. 11	L	N.Y. Giants	Tannehill
Sept. 19	L	Buffalo	Tannehill
Sept. 25	W	Las Vegas	Tannehill
Oct. 2	W	Indianapolis	Tannehill
Oct. 9	W	Washington	Tannehill
Oct. 23	W	Indianapolis	Tannehill
Oct. 30	W	Houston	Willis
Nov. 6	L	Kansas City	Willis
Nov. 13	W	Denver	Tannehill

Tannehill (5-2), Willis (1-1)**2021 (12-5)**

Date	W-L	Opponent	Starter
Sept. 12	L	Arizona	Tannehill
Sept. 19	W	Seattle	Tannehill
Sept. 27	W	Indianapolis	Tannehill
Oct. 3	L	New York Jets	Tannehill
Oct. 10	W	Jacksonville	Tannehill
Oct. 18	W	Buffalo	Tannehill
Oct. 24	W	Kansas City	Tannehill
Oct. 31	W	Indianapolis	Tannehill
Nov. 7	W	L.A. Rams	Tannehill
Nov. 14	W	New Orleans	Tannehill
Nov. 21	L	Houston	Tannehill
Nov. 28	L	New England	Tannehill
Dec. 12	W	Jacksonville	Tannehill
Dec. 19	L	Pittsburgh	Tannehill
Dec. 23	W	San Francisco	Tannehill
Jan. 2	W	Miami	Tannehill
Jan. 9	W	Houston	Tannehill

Divisional

Jan. 22	L	Cincinnati	Tannehill
---------	---	------------	-----------

Tannehill (12-5, 0-1)**2020 (11-5)**

Date	W-L	Opponent	Starter
Sept. 14	W	at Denver	Tannehill
Sept. 20	W	Jacksonville	Tannehill
Sept. 27	W	at Minnesota	Tannehill
Oct. 13	W	Buffalo	Tannehill
Oct. 18	W	Houston	Tannehill
Oct. 25	L	Pittsburgh	Tannehill
Nov. 1	L	at Cincinnati	Tannehill
Nov. 8	W	Chicago	Tannehill
Nov. 12	L	Indianapolis	Tannehill
Nov. 22	W	at Baltimore	Tannehill
Nov. 29	W	at Indianapolis	Tannehill
Dec. 6	L	Cleveland	Tannehill
Dec. 13	W	at Jacksonville	Tannehill
Dec. 20	W	Detroit	Tannehill
Dec. 27	L	at Green Bay	Tannehill
Jan. 3	W	at Houston	Tannehill

Wild Card

Jan. 10	L	Baltimore	Tannehill
---------	---	-----------	-----------

Tannehill (11-5, 0-1)**2019 (9-7)**

Date	W-L	Opponent	Starter
Sept. 8	W	at Cleveland	Mariota
Sept. 15	L	Indianapolis	Mariota
Sept. 19	L	at Jacksonville	Mariota
Sept. 29	W	at Atlanta	Mariota
Oct. 6	L	Buffalo	Mariota
Oct. 13	L	at Denver	Mariota
Oct. 20	W	L.A. Chargers	Tannehill
Oct. 27	W	Tampa Bay	Tannehill
Nov. 3	L	at Carolina	Tannehill
Nov. 10	W	Kansas City	Tannehill
Nov. 24	W	Jacksonville	Tannehill
Dec. 1	W	at Indianapolis	Tannehill

Dec. 8	W	at Oakland	Tannehill
Dec. 15	L	Houston	Tannehill
Dec. 22	L	New Orleans	Tannehill
Dec. 30	W	at Houston	Tannehill

Wild Card

Jan. 4	W	at New England	Tannehill
--------	---	----------------	-----------

Divisional

Jan. 11	W	at Baltimore	Tannehill
---------	---	--------------	-----------

AFC Championship

Jan. 19	L	at Kansas City	Tannehill
---------	---	----------------	-----------

Mariota (2-4), Tannehill (7-3, 2-1)**2018 (9-7)**

Date	W-L	Opponent	Starter
Sept. 9	L	at Miami	Mariota
Sept. 16	W	Houston	Gabbert
Sept. 23	W	at Jacksonville	Gabbert
Sept. 30	W	Philadelphia	Mariota
Oct. 7	L	at Buffalo	Mariota
Oct. 14	L	Baltimore	Mariota
Oct. 21	L	at L.A. Chargers	Mariota
Nov. 5	W	at Dallas	Mariota
Nov. 11	W	New England	Mariota
Nov. 18	L	at Indianapolis	Mariota
Nov. 26	L	at Houston	Mariota
Dec. 2	W	N.Y. Jets	Mariota
Dec. 6	W	Jacksonville	Mariota
Dec. 16	W	at N.Y. Giants	Mariota
Dec. 22	W	Washington	Mariota
Dec. 30	L	Indianapolis	Gabbert

Mariota (7-6), Gabbert (2-1)**2017 (9-7)**

Date	W-L	Opponent	Starter
Sept. 10	L	Oakland	Mariota
Sept. 17	W	at Jacksonville	Mariota
Sept. 24	W	Seattle	Mariota
Oct. 1	L	at Houston	Mariota
Oct. 8	L	at Miami	Cassel
Oct. 16	W	Indianapolis	Mariota
Oct. 22	W	at Cleveland	Mariota
Nov. 5	W	Baltimore	Mariota
Nov. 12	W	Cincinnati	Mariota
Nov. 16	L	at Pittsburgh	Mariota
Nov. 26	W	at Indianapolis	Mariota
Dec. 3	W	Houston	Mariota
Dec. 10	L	at Arizona	Mariota
Dec. 17	L	at San Francisco	Mariota
Dec. 24	L	Los Angeles Rams	Mariota
Dec. 31	W	Jacksonville	Mariota

Wild Card

Jan. 6	W	at Kansas City	Mariota
--------	---	----------------	---------

Divisional

Jan. 13	L	at New England	Mariota
---------	---	----------------	---------

Mariota (9-6, 1-1), Cassel (0-1)**2016 (9-7)**

Date	W-L	Opponent	Starter
Sept. 11	L	Minnesota	Mariota
Sept. 18	W	at Detroit	Mariota
Sept. 25	L	Oakland	Mariota
Oct. 2	L	at Houston	Mariota
Oct. 9	W	at Miami	Mariota
Oct. 16	W	Cleveland	Mariota
Oct. 23	L	Indianapolis	Mariota
Oct. 27	W	Jacksonville	Mariota
Nov. 6	L	at San Diego	Mariota
Nov. 13	W	Green Bay	Mariota
Nov. 20	L	at Indianapolis	Mariota
Nov. 27	W	at Chicago	Mariota

Dec. 11	W	Denver	Mariota
Dec. 18	W	at Kansas City	Mariota
Dec. 24	L	at Jacksonville	Mariota
Jan. 1	W	Houston	Cassel

Mariota (8-7), Cassel (1-0)**2015 (3-13)**

Date	W-L	Opponent	Starter
Sept. 13	W	at Tampa Bay	Mariota
Sept. 20	L	at Cleveland	Mariota
Sept. 27	L	Indianapolis	Mariota
Oct. 11	L	Buffalo	Mariota
Oct. 18	L	Miami	Mariota
Oct. 25	L	Atlanta	Mettenberger
Nov. 1	L	at Houston	Mettenberger
Nov. 8	W	at New Orleans	Mariota
Nov. 15	L	Carolina	Mariota
Nov. 19	L	at Jacksonville	Mariota
Nov. 29	L	Oakland	Mariota
Dec. 6	W	Jacksonville	Mariota
Dec. 13	L	at N.Y. Jets	Mariota
Dec. 20	L	at New England	Mariota
Dec. 27	L	Houston	Mettenberger
Jan. 3	L	at Indianapolis	Mettenberger

Mariota (3-9), Mettenberger (0-4)**2014 (2-14)**

Date	W-L	Opponent	Starter
Sept. 7	W	at Kansas City	Locker
Sept. 14	L	Dallas	Locker
Sept. 21	L	at Cincinnati	Locker
Sept. 28	L	at Indianapolis	Whitehurst
Oct. 5	L	Cleveland	Locker
Oct. 12	W	Jacksonville	Whitehurst
Oct. 19	L	at Washington	Whitehurst
Oct. 26	L	Houston	Mettenberger
Nov. 9	L	at Baltimore	Mettenberger
Nov. 17	L	Pittsburgh	Mettenberger
Nov. 23	L	at Philadelphia	Mettenberger
Nov. 30	L	at Houston	Mettenberger
Dec. 7	L	N.Y. Giants	Mettenberger
Dec. 14	L	N.Y. Jets	Locker
Dec. 18	L	at Jacksonville	Whitehurst
Dec. 28	L	Indianapolis	Whitehurst

Locker (1-4), Whitehurst (1-4), Mettenberger (0-6)**2013 (7-9)**

Date	W-L	Opponent	Starter
Sept. 8	W	at Pittsburgh	Locker
Sept. 15	L	at Houston	Locker
Sept. 22	W	San Diego	Locker
Sept. 29	W	N.Y. Jets	Locker
Oct. 6	L	Kansas City	Fitzpatrick
Oct. 13	L	at Seattle	Fitzpatrick
Oct. 20	L	San Francisco	Locker
Nov. 3	W	at St. Louis	Locker
Nov. 10	L	Jacksonville	Locker
Nov. 14	L	Indianapolis	Fitzpatrick
Nov. 24	W	at Oakland	Fitzpatrick
Dec. 1	L	at Indianapolis	Fitzpatrick
Dec. 8	L	at Denver	Fitzpatrick
Dec. 15	L	Arizona	Fitzpatrick
Dec. 22	W	at Jacksonville	Fitzpatrick
Dec. 29	W	Houston	Fitzpatrick

Locker (4-3), Fitzpatrick (3-6)**2012 (6-10)**

Date	W-L	Opponent	Starter
Sept. 9	L	New England	Locker

YEAR-BY-YEAR STARTING QUARTERBACKS SINCE 1999

Sept. 16	L	at San Diego	Locker
Sept. 23	W	Detroit	Locker
Sept. 30	L	at Houston	Locker
Oct. 7	L	at Minnesota	Hasselbeck
Oct. 11	W	Pittsburgh	Hasselbeck
Oct. 21	W	at Buffalo	Hasselbeck
Oct. 28	L	Indianapolis	Hasselbeck
Nov. 4	L	Chicago	Hasselbeck
Nov. 11	W	at Miami	Locker
Nov. 25	L	at Jacksonville	Locker
Dec. 2	L	Houston	Locker
Dec. 9	L	at Indianapolis	Locker
Dec. 17	W	N.Y. Jets	Locker
Dec. 23	L	at Green Bay	Locker
Dec. 30	W	Jacksonville	Locker

Locker (4-7), Hasselbeck (2-3)**2011 (9-7)**

Date	W-L	Opponent	Starter
Sept. 11	L	at Jacksonville	Hasselbeck
Sept. 18	W	Baltimore	Hasselbeck
Sept. 25	W	Denver	Hasselbeck
Oct. 2	W	at Cleveland	Hasselbeck
Oct. 9	L	at Pittsburgh	Hasselbeck
Oct. 23	L	Houston	Hasselbeck
Oct. 30	W	Indianapolis	Hasselbeck
Nov. 6	L	Cincinnati	Hasselbeck
Nov. 13	W	at Carolina	Hasselbeck
Nov. 20	L	at Atlanta	Hasselbeck
Nov. 27	W	Tampa Bay	Hasselbeck
Dec. 4	W	at Buffalo	Hasselbeck
Dec. 11	L	New Orleans	Hasselbeck
Dec. 18	L	at Indianapolis	Hasselbeck
Dec. 24	W	Jacksonville	Hasselbeck
Jan. 1	W	at Houston	Hasselbeck

Hasselbeck (9-7)**2010 (6-10)**

Date	W-L	Opponent	Starter
Sept. 12	W	Oakland	Young
Sept. 19	L	Pittsburgh	Young
Sept. 26	W	at N.Y. Giants	Young
Oct. 3	L	Denver	Young
Oct. 10	W	at Dallas	Young
Oct. 18	W	at Jacksonville	Young
Oct. 24	W	Philadelphia	Collins
Oct. 31	L	at San Diego	Young
Nov. 14	L	at Miami	Collins
Nov. 21	L	Washington	Young
Nov. 28	L	at Houston	Smith
Dec. 5	L	Jacksonville	Collins
Dec. 9	L	Indianapolis	Collins
Dec. 19	W	Houston	Collins
Dec. 26	L	at Kansas City	Collins
Jan. 2	L	at Indianapolis	Collins

Young (4-4), Collins (2-5), Smith (0-1)**2009 (8-8)**

Date	W-L	Opponent	Starter
Sept. 10	L	at Pittsburgh	Collins
Sept. 20	L	Houston	Collins
Sept. 27	L	at N.Y. Jets	Collins
Oct. 4	L	at Jacksonville	Collins
Oct. 11	L	Indianapolis	Collins
Oct. 18	L	at New England	Collins
Nov. 1	W	Jacksonville	Young
Nov. 8	W	at San Francisco	Young
Nov. 15	W	Buffalo	Young
Nov. 23	W	at Houston	Young
Nov. 29	W	Arizona	Young
Dec. 6	L	at Indianapolis	Young
Dec. 13	W	St. Louis	Young

Dec. 20	W	Miami	Young
Dec. 25	L	San Diego	Young
Jan. 3	W	at Seattle	Young

Young (8-2), Collins (0-6)**2008 (13-3)**

Date	W-L	Opponent	Starter
Sept. 7	W	Jacksonville	Young
Sept. 14	W	at Cincinnati	Collins
Sept. 21	W	Houston	Collins
Sept. 28	W	Minnesota	Collins
Oct. 5	W	at Baltimore	Collins
Oct. 19	W	at Kansas City	Collins
Oct. 27	W	Indianapolis	Collins
Nov. 2	W	Green Bay	Collins
Nov. 9	W	at Chicago	Collins
Nov. 16	W	at Jacksonville	Collins
Nov. 23	L	N.Y. Jets	Collins
Nov. 27	W	at Detroit	Collins
Dec. 7	W	Cleveland	Collins
Dec. 14	L	at Houston	Collins
Dec. 21	W	Pittsburgh	Collins
Dec. 28	L	at Indianapolis	Collins

Divisional

Jan. 10	L (P)	Baltimore	Collins
---------	-------	-----------	---------

Young (1-0), Collins (12-3, 0-1)**2007 (10-6)**

Date	W-L	Opponent	Starter
Sept. 9	W	at Jacksonville	Young
Sept. 16	L	Indianapolis	Young
Sept. 24	W	at New Orleans	Young
Oct. 7	W	Atlanta	Young
Oct. 14	L	at Tampa Bay	Young
Oct. 21	W	at Houston	Collins
Oct. 28	W	Oakland	Young
Nov. 4	W	Carolina	Young
Nov. 11	L	Jacksonville	Young
Nov. 19	L	at Denver	Young
Nov. 25	L	at Cincinnati	Young
Dec. 2	W	Houston	Young
Dec. 9	L	San Diego	Young
Dec. 16	W	at Kansas City	Young
Dec. 23	W	N.Y. Jets	Young
Dec. 30	W	at Indianapolis	Young

Wild Card

Jan. 6	L (P)	at San Diego	Young
--------	-------	--------------	-------

Young (9-6, 0-1), Collins (1-0)**2006 (8-8)**

Date	W-L	Opponent	Starter
Sept. 10	L	N.Y. Jets	Collins
Sept. 17	L	at San Diego	Collins
Sept. 24	L	at Miami	Collins
Oct. 1	L	Dallas	Young
Oct. 8	L	at Indianapolis	Young
Oct. 15	W	at Washington	Young
Oct. 29	W	Houston	Young
Nov. 5	L	at Jacksonville	Young
Nov. 12	L	Baltimore	Young
Nov. 19	W	at Philadelphia	Young
Nov. 26	W	N.Y. Giants	Young
Dec. 3	W	Indianapolis	Young
Dec. 10	W	at Houston	Young
Dec. 17	W	Jacksonville	Young
Dec. 24	W	at Buffalo	Young
Dec. 31	L	New England	Young

Young (8-5), Collins (0-3)**2005 (4-12)**

Date	W-L	Opponent	Starter
------	-----	----------	---------

Sept. 11	L	at Pittsburgh	McNair
Sept. 18	W	Baltimore	McNair
Sept. 25	L	at St. Louis	McNair
Oct. 2	L	Indianapolis	McNair
Oct. 9	W	at Houston	McNair
Oct. 16	L	Cincinnati	McNair
Oct. 23	L	at Arizona	Volek
Oct. 30	L	Oakland	McNair
Nov. 6	L	at Cleveland	McNair
Nov. 20	L	Jacksonville	McNair
Nov. 27	W	San Francisco	McNair
Dec. 4	L	at Indianapolis	McNair
Dec. 11	W	Houston	McNair
Dec. 18	L	Seattle	McNair
Dec. 24	L	at Miami	McNair
Jan. 1	L	at Jacksonville	Mauck

McNair (4-10), Volek (0-1), Mauck (0-1)**2004 (5-11)**

Date	W-L	Opponent	Starter
Sept. 11	W	at Miami	McNair
Sept. 19	L	Indianapolis	McNair
Sept. 26	L	Jacksonville	McNair
Oct. 3	L	at San Diego	Volek
Oct. 11	W	at Green Bay	McNair
Oct. 17	L	Houston	McNair
Oct. 24	L	at Minnesota	McNair
Oct. 31	W	Cincinnati	Volek
Nov. 14	L	Chicago	Volek
Nov. 21	W	at Jacksonville	McNair
Nov. 28	L	at Houston	McNair
Dec. 5	L	at Indianapolis	Volek
Dec. 13	L	Kansas City	Volek
Dec. 19	L	at Oakland	Volek
Dec. 25	L	Denver	Volek
Jan. 2	W	Detroit	Volek

Volek (2-6), McNair (3-5)**2003 (12-4)**

Date	W-L	Opponent	Starter
Sept. 7	W	Oakland	McNair
Sept. 14	L	at Indianapolis	McNair
Sept. 21	W	New Orleans	McNair
Sept. 28	W	at Pittsburgh	McNair
Oct. 5	L	at New England	McNair
Oct. 12	W	Houston	McNair
Oct. 19	W	at Carolina	McNair
Oct. 26	W	at Jacksonville	McNair
Nov. 9	W	Miami	McNair
Nov. 16	W	Jacksonville	McNair
Nov. 23	W	at Atlanta	McNair
Dec. 1	L	at N.Y. Jets	McNair
Dec. 7	L	at Indianapolis	McNair
Dec. 14	W	Buffalo	Volek
Dec. 21	W	at Houston	McNair
Dec. 28	W	Tampa Bay	O'Donnell

Wild Card

Jan. 3	W (P)	at Baltimore	McNair
--------	-------	--------------	--------

Divisional

Jan. 10	L (P)	at New England	McNair
---------	-------	----------------	--------

McNair (10-4, 1-1), Volek (1-0), O'Donnell (1-0)**2002 (11-5)**

Date	W-L	Opponent	Starter
Sept. 8	W	Philadelphia	McNair
Sept. 15	L	at Dallas	McNair
Sept. 22	L	Cleveland	McNair
Sept. 28	L	at Oakland	McNair
Oct. 6	L	Washington	McNair
Oct. 13	W	Jacksonville	McNair
Oct. 27	W	at Cincinnati	McNair

YEAR-BY-YEAR STARTING QUARTERBACKS SINCE 1999

Nov. 3	W	at Indianapolis	McNair
Nov. 10	W	Houston	McNair
Nov. 17	W	Pittsburgh	McNair
Nov. 24	L	at Baltimore	McNair
Dec. 1	W	at N.Y. Giants	McNair
Dec. 8	W	Indianapolis	McNair
Dec. 16	W	New England	McNair
Dec. 22	W	at Jacksonville	McNair
Dec. 29	W	at Houston	McNair

Divisional

Jan. 11 W (P) Pittsburgh McNair

AFC Championship

Jan. 19 L (P) at Oakland McNair

McNair (11-5, 1-1)**2001 (7-9)**

Date	W-L	Opponent	Starter
Sept. 9	L	Miami	McNair
Sept. 23	L	at Jacksonville	O'Donnell
Oct. 7	L	at Baltimore	McNair
Oct. 14	W	Tampa Bay	McNair
Oct. 21	W	at Detroit	McNair
Oct. 29	L	at Pittsburgh	McNair
Nov. 4	W	Jacksonville	McNair
Nov. 12	L	Baltimore	McNair
Nov. 18	W	at Cincinnati	McNair
Nov. 25	L	Pittsburgh	McNair
Dec. 2	W	at Cleveland	McNair

Dec. 9	L	at Minnesota	McNair
Dec. 16	W	Green Bay	McNair
Dec. 22	W	at Oakland	McNair
Dec. 30	L	Cleveland	McNair
Jan. 6	L	Cincinnati	McNair

McNair (7-8), O'Donnell (0-1)**2000 (13-3)**

Date	W-L	Opponent	Starter
Sept. 3	L	at Buffalo	McNair
Sept. 10	W	Kansas City	McNair
Sept. 24	W	at Pittsburgh	O'Donnell
Oct. 1	W	N.Y. Giants	McNair
Oct. 8	W	at Cincinnati	McNair
Oct. 16	W	Jacksonville	McNair
Oct. 22	W	at Baltimore	McNair
Oct. 30	W	at Washington	McNair
Nov. 5	W	Pittsburgh	McNair
Nov. 12	L	Baltimore	McNair
Nov. 19	W	Cleveland	McNair
Nov. 26	L	at Jacksonville	McNair
Dec. 3	W	at Philadelphia	McNair
Dec. 10	W	Cincinnati	McNair
Dec. 17	W	at Cleveland	McNair
Dec. 25	W	Dallas	McNair

Divisional

Jan. 7 L (P) Baltimore McNair

McNair (12-3, 0-1), O'Donnell (1-0)**1999 (13-3)**

Date	W-L	Opponent	Starter
Sept. 12	W	Cincinnati	McNair
Sept. 19	W	Cleveland	O'Donnell
Sept. 26	W	at Jacksonville	O'Donnell
Oct. 3	L	at San Francisco	O'Donnell
Oct. 10	W	Baltimore	O'Donnell
Oct. 17	W	at New Orleans	O'Donnell
Oct. 31	W	St. Louis	McNair
Nov. 7	L	at Miami	McNair
Nov. 14	W	at Cincinnati	McNair
Nov. 21	W	Pittsburgh	McNair
Nov. 28	W	at Cleveland	McNair
Dec. 5	L	at Baltimore	McNair
Dec. 9	W	Oakland	McNair
Dec. 19	W	Atlanta	McNair
Dec. 26	W	Jacksonville	McNair
Jan. 2	W	at Pittsburgh	McNair

Wild Card

Jan. 8 W (P) Buffalo McNair

Divisional

Jan. 16 W (P) at Indianapolis McNair

AFC Championship

Jan. 23 W (P) at Jacksonville McNair

Super Bowl XXXIV

Jan. 30 L (P) St. Louis McNair

McNair (9-2, 3-1), O'Donnell (4-1)

Mike Vrabel was hired as head coach in January 2018 and has led the team to three consecutive playoff appearances from 2019 to 2021.

ALL-TIME ALL-PRO SELECTIONS

AFL ALL-PRO

- 1960** George Blanda, QB (Honorable Mention, UPI)
 Billy Cannon, RB (Second Team, UPI, OF)
 Mike Dukes, LB (First Team, UPI)
 Don Floyd, DE (Honorable Mention, UPI)
 Bill Groman, E (First Team, UPI, OF)
 Charlie Hennigan, RB (Honorable Mention, UPI)
 Al Jamison, T (First Team, AP, Second Team OF)
 Mark Johnston, S (First Team, AP, Second Team, UPI, OF)
 Rich Michael, T (First Team, UPI, OF)
 Dennit Morris, LB (Second Team OF, Honorable Mention, UPI)
 Jim Norton, S (Honorable Mention, UPI)
 Hugh Pitts, LB (Honorable Mention, UPI)
 Dave Smith, (First Team, AP, UPI, OF)
 Julian Spence, CB (First Team, UPI)
 Orville Trask, DT (Second Team, UPI, OF)
 Fred Wallner, T (Honorable Mention, UPI)
- 1961** Tony Banfield, CB (First Team, AP, UPI, OF, SN, Second Team, NY)
 George Blanda, QB (First Team, AP, UPI, OF, SN, NY)
 Billy Cannon, HB (First Team, AP, UPI, OF, SN, NY)
 Don Floyd, DE (First Team, OF)
 Bill Groman, E (First Team, AP, SN, Second Team, UPI, NY)
 Charlie Hennigan, E (First Team, AP, UPI, OF, SN, NY)
 Ed Husmann, DT (Second Team, UPI, NY)
 Al Jamison, T (First Team, AP, UPI, OF, SN, NY)
 Mark Johnston, S (First Team, NY)
 Jim Norton, S (Second Team, UPI, NY)
 Bob Schmidt, C (Second Team, OF)
 Bob Talamini, G (Second Team, OF, UPI)
 Charley Tolar, FB (Second Team, UPI, OF)
- 1962** Tony Banfield, CB, (First Team, AP, UPI, OF)
 George Blanda, QB (Second Team, AP, UPI)
 Doug Cline, OLB (Second Team, AP UPI)
 Don Floyd, DE (First Team, AP, UPI, OF)
 Charlie Hennigan, E (First Team, AP, UPI, OF)
 Ed Husmann, DT (First Team AP, UPI)
 Al Jamison, T (First Team, AP, UPI)
 Jim Norton, S (First Team, UPI, Second Team, AP)
 Bob Schmidt, C (Second Team, AP, UPI)
 Bob Talamini, G (First Team UPI, OF)
 Charley Tolar, FB (Second Team, AP, UPI)
- 1963** Tony Banfield, CB (First Team, AP, UPI, OF, PF)
 George Blanda, QB (Second Team, AP, NY)
 Doug Cline, OLB (Second Team, AP, NY, UPI)
 Don Floyd, DE (Second Team, NY)
 Fred Glick, S (First Team, AP, UPI, OF, NEA, NY)
 Charlie Hennigan, E (Second Team, NEA, NY, Honorable Mention, AP)
 Ed Husmann, DT (Second Team, UPI)
 Bobby Jancik, S (Second Team, NY, Honorable Mention, AP, UPI)
 Rich Michael, T (Honorable Mention, UPI)
 Bob Schmidt, C (Second Team, UPI, NEA)
 Bob Talamini, G (First Team, AP, OF, NEA, NY, Second Team, UPI)
 Hogan Wharton, G (Honorable Mention, AP)
- 1964** Sonny Bishop, T (Second Team, UPI)
 Sid Blanks, T (Second Team, UPI)
 Don Floyd, DE (Second Team, UPI)
 Fred Glick, S (First Team, OF, Second Team, NEA)
 Charlie Hennigan, E (First Team, AP, UPI, NEA, OF, NY)
 Pete Jaquess, CB (Second Team, AP)
 Bob Talamini, G (First Team, NEA, OF, Second Team, AP, UPI, NY)
- 1965** Sonny Bishop, G (Second Team, NY)
 Ode Burrell, RB (Second Team, NY)
 Willie Frazier, TE (First Team, AP, UPI, OF, NEA, NY)
 W.K. Hicks, CB (Second Team, AP, UPI, NY)
 Bob Talamini, G (First Team, AP, UPI, OF, NY)
- 1966** Johnny Baker, OLB (Second Team, NEA)
 George Blanda, K (Second Team, NY)
 Walter Suggs, T (Second Team, UPI, NEA)
 Bob Talamini, G (First Team, OF, Second Team, UPI, NEA, NY)
- 1967** Miller Farr, CB (First Team, AP, UPI, NEA, SN, FN, NY, DE)

LEGEND

- AP** - Associated Press
CP - College & Pro Football Newsweekly
DMN - Dallas Morning News
DB - Dick Butkus Football Network
DE - Detroit News
DH - Don Heinrich (Pro Football Scouts)
DP - Diet Pepsi Rookie Rookie of the Year
DZ - Paul Zimmerman (N.Y. Post, 1969 -78; Sports Ill., 1979-present)
FD - Football Digest
FI - NFL Films
FN - Football News
FO - Gordon Forbes, USA Today
FW - Pro Football Weekly
FX - Larry Fox, N.Y. Daily News
GN - Gannett News Service
HF - Pro Football Hall of Fame
JT - Joe Theismann
NA - The National
NBC - NBC Sports.com
NEA - Newspaper Enterprise Association
NY - New York Daily News
OA - Bob Oates, L.A. Times
OF - Official AFL Team
PF - Pro Football Digest
PK - Peter King, Sports Illust.
RS - Pamela Robbins Scott
SI - Sports Illustrated
SN - The Sporting News
TP - Topps All-Pro Team
UPI - United Press International
USA - USA Today
WA - Pro Football Writers of America

- Hoyle Granger, RB (Second Team, AP, UPI, NEA)
 Pat Holmes, DE (First Team, AP, UPI, NEA, FN, DE, Second Team, SN, NY)
 Bobby Maples, C (Second Team, AP, UPI, NY)
 Jim Norton, S (First Team, FN, DE, Second Team, AP, UPI, NY)
 Walter Suggs, T (First Team, SN, FN, Second Team, AP, UPI, NEA)
 Bob Talamini, G (First Team, AP, UPI, NEA, SN, FN, DE)
 George Webster, OL (First Team, AP, UPI, NEA, SN, FN, NY, DE)
- 1968** Miller Farr, CB (First Team, PF, AP, UPI, NEA, SN, FN, NY, FW)
 Hoyle Granger, RB (Second Team, FN)
 Ken Houston, S (Second Team, SN, NEA)
 Alvin Reed, TE (First Team, SN, FN, NY, Second Team, AP, UPI)
 Walter Suggs, T (First Team, SN, Second Team, AP, UPI, NEA, FN)
 George Webster, OLB (First Team, PF, WA, AP, UPI, NEA, SN, FN, NY, FW)
- 1969** Elvin Bethea, DE (Second Team, UPI)
 Sonny Bishop, G (Second Team, SN, Honorable Mention, UPI)
 Garland Boyette, MLB (Honorable Mention, UPI)
 Miller Farr, CB (First Team, SN, Second Team, AP, UPI, NEA, NY, SI)
 Hoyle Granger, RB (Second Team, SI, Honorable Mention, UPI, PF)
 Ken Houston, S (First Team, NY, SI, Second Team, AP, UPI, SN,

ALL-TIME ALL-PRO SELECTIONS

FN)
 Alvin Reed, TE (First Team, SN, Second Team, AP, UPI, NEA, NY, SI, PF)
 Tom Regner, G (Honorable Mention, UPI)
 George Webster, OLB (First Team, WA, AP, UPI, NEA, SN, NY, SI, PF, Second Team, HF, NEA)
 Walter Suggs, T (Second Team, AP, UPI, NEA, NY)

NFL ALL-PRO

1970 Ken Houston, S (Second Team, NEA)
1971 Ken Houston, S (First Team, DZ, TP, FW, Second Team, WA, NEA, FN)
1972 Ken Houston, S (Second Team, WA, NEA)
1973 Elvin Bethea, DE (Second Team, NEA)
1975 Elvin Bethea, DE (First Team, FN, CP, Second Team, AP, NEA)
 Robert Brazile, OLB (First Team, DZ)
 Curley Culp, DT (First Team, AP, WA, NEA, NY, FW)
 Billy Johnson, KR (First Team, FW, Second Team, FN)
1976 Robert Brazile, OLB (First Team, WA, FN, NY, Second Team, AP)
1977 Robert Brazile, OLB (First Team, NEA, Second Team, AP)
 Ken Burrough, WR (Second Team, AP, NEA)
 Curley Culp, DT (Second Team, NEA)
 Billy Johnson, KR (First Team, AP, WA, TP, NY, FX, CP, RS, FW)
1978 Elvin Bethea, DE (Second Team, NEA)
 Robert Brazile, OLB (First Team, AP, WA, NEA, CP, FW)
 Earl Campbell, RB (First Team, AP, WA, NEA, CP, DZ, NY, FX, FW)
 Curley Culp, DT (Second Team, AP, NEA)
1979 Elvin Bethea, DE (Second Team, AP)
 Robert Brazile, OLB (First Team, AP, FW, NEA, WA)
 Earl Campbell, RB (First Team, AP, SN, FW, NEA, WA)
 Curly Culp, DT (Second Team, AP)
 Toni Fritsch, PK (First Team, AP, WA, NEA, DZ)
 Leon Gray, T (First Team, AP, WA, NEA, CP, FW)
 Vernon Perry, S (First Team, DZ)
 Mike Reinfeldt, S (First Team, AP, WA, NEA, CP, NY, FX, FW)
1980 Gregg Bingham, ILB (First Team, FX)
 Robert Brazile, OLB (First Team, WA, NEA, SN, CP, FD, FX, FW, Second Team, AP)
 Earl Campbell, RB (First Team, AP, WA, NEA, SN, CP, FD, DZ, NY, FX, FW)
 Leon Gray, T (First Team, AP, WA, SN, FD, FW, Second Team, NEA)
 Bob Young, G (First Team, FD)
1981 Gregg Bingham, ILB (Honorable Mention, DH)
 Robert Brazile, OLB (Second Team, AP, DH)
 Earl Campbell, RB (First Team, CP, Second Team, DH)
 Dave Casper, TE (Honorable Mention, DH)
 Vernon Perry, S (First Team, CP, Honorable Mention, DH)
1982 Earl Campbell, RB (Honorable Mention, DH)
 Dave Casper, TE (Honorable Mention, OA)
1983 Earl Campbell, RB (Honorable Mention, DH)
 Mike Munchak, G (Second Team, NEA)
1984 Mike Munchak, G (Second Team, NEA, DH)
1985 Bo Eason, S (Second Team, NEA)
 Bruce Matthews, T (Honorable Mention, DH)
 Mike Munchak, T (First Team, FD, Second Team, AP, NEA, DH)
1986 Bruce Matthews, T (Third Team, GN)
1987 Keith Bostic, S (First Team, NEA, FD, FI, Second Team, AP, DH)
 Ray Childress, DE (Honorable Mention, DH)
 Ernest Givins, WR (Honorable Mention, DH)
 Warren Moon, QB (Honorable Mention, DH)
 Mike Munchak, G (First Team, AP, WA, NEA, SN, FO, FD, TP, DH)
 Mike Rozier, RB (Honorable Mention, DH)
1988 Patrick Allen, CB (Honorable Mention, AP)
 Keith Bostic, S (Honorable Mention, AP)
 Ray Childress, DE (Second Team, AP, NEA, CP, FD, Honorable Mention, DH)
 Jeff Donaldson, S (Second Team, CP, Honorable Mention, AP, DH)
 Drew Hill, WR (First Team, DH, Honorable Mention, AP)
 Bruce Matthews, G (First Team, AP, WA, SN, FD, FO, DZ, DH, FW, Second Team, NEA, CP)

Warren Moon, QB (Honorable Mention, DH)
 Mike Munchak, G (First Team, WA, NEA, FO, FW, Second Team, AP)
1989 Ray Childress, DE (Second Team, AP, Honorable Mention, DH)
 Bruce Matthews, G (First Team, AP, SN, DZ, FD, FI, FW, Second Team, NEA, CP)
 Greg Montgomery, P (First Team, NEA, Honorable Mention, DH)
 Warren Moon, QB (Honorable Mention, DH)
 Mike Munchak, G (First Team, NEA, FO, Second Team, AP)
 Eugene Seale, ST (First Team, FW)
1990 Ray Childress, DE (First Team, WA, CP, FO, DZ, SN, DH, Second Team, AP, NEA, NA, Honorable Mention, PK)
 Ernest Givins, WR (Second Team, AP, Honorable Mention, DH, PK)
 Drew Hill, WR (Honorable Mention, AP, DH)
 Haywood Jeffires, WR (Second Team, CP, NA, Honorable Mention, DH)
 Richard Johnson, CB (Second Team, CP, Honorable Mention, AP)
 Terry Kinard, S (Honorable Mention, AP)
 Bruce Matthews, G (First Team, AP, WA, NEA, CP, FO, SN, FI, DH, FW, Second Team, PK)
 Bubba McDowell, S (Honorable Mention, AP, DH)
 Greg Montgomery, P (Honorable Mention, AP, DH)
 Warren Moon, QB (First Team, SN, FI, Second Team, AP, DH, Honorable Mention, FD, PK)
 Mike Munchak, G (Second Team, AP, DH)
1991 Ray Childress, DT (First Team, NEA, CP, FO, FD, FI, DH, Honorable Mention, AP)
 Cris Dishman, CB (First Team, AP, FO, FD, FI, DH, FW, Second Team, CP)
 William Fuller, DE (Honorable Mention, AP, DH)
 Haywood Jeffires, WR (First Team, AP, WA, FD, FI, Second Team, NEA, CP, DH)
 Bruce Matthews, C (First Team, NEA, FD, FI, FW, Second Team, AP, CP)
 Bubba McDowell, S (Second Team, AP, CP, DH)
 Warren Moon, QB (Honorable Mention, AP, DH)
 Mike Munchak, G (First Team, AP, WA, FW, CP, FD, Second Team, NEA, Honorable Mention, DH)
 Bo Orlando, S (Honorable Mention, AP)
 Al Smith, MLB (First Team, WA, FW, Second Team, CP, DH, Honorable Mention, AP)
1992 Ray Childress, DT (First Team, AP, WA, NEA, CP, FO, DZ, FI, JT)
 Cris Dishman, S (Honorable Mention, AP)
 William Fuller, DE (Honorable Mention, AP, JT)
 Ernest Givins, WR (Honorable Mention, JT)
 Haywood Jeffires, WR (Honorable Mention, AP, JT)
 Bruce Matthews, C (First Team, AP, WA, NEA, SN, FD, JT, Second Team, CP)
 Bubba McDowell, S (First Team, JT, Honorable Mention, AP)
 Greg Montgomery, P (Honorable Mention, AP, JT)
 Mike Munchak, G (Second Team, AP, CP, JT)
 Al Smith, MLB (First Team, AP, FD, Second Team, NEA, CP, FO, Honorable Mention, JT)
 Lorenzo White, RB (Honorable Mention, AP, JT)
1993 Ray Childress, DT (First Team, FO, Second Team, AP, CP, FD, Honorable Mention, JT)
 Al Del Greco, K (Second Team, FD, Honorable Mention, AP)
 Cris Dishman, CB (Honorable Mention, AP, JT)
 Sean Jones, DE (Honorable Mention, AP, JT)
 Bruce Matthews, C (First Team, WA, SN, CP, FD, FI, Second Team, AP)
 Greg Montgomery, P (First Team, AP, WA, SN, CP, FD, FI, Honorable Mention, JT)
 Warren Moon, QB (Honorable Mention, AP, JT)
 Mike Munchak, G (First Team, FD, FI, Second Team, AP, CP)
 Bo Orlando, S (Honorable Mention, AP)
 Marcus Robertson, S (First Team, AP, SN, JT, Second Team, CP)
 Webster Slaughter, WR (Honorable Mention, AP)
 Al Smith, MLB (Honorable Mention, AP)
1994 Rich Camarillo, P (Honorable Mention, AP)
 Bruce Matthews, C (Honorable Mention, AP)
1995 Michael Barrow, MLB (First Team, DZ)

ALL-TIME ALL-PRO SELECTIONS

- Blaine Bishop, S (First Team, DZ, Second Team, FD, Honorable Mention, AP)
 Darryll Lewis, CB (First Team, FD, TJ, Honorable Mention, AP)
 Bruce Matthews, G (Second Team, BM, Honorable Mention, AP)
 Mark Stepnoski, C (Honorable Mention, AP)
- 1996** Blaine Bishop, S (Honorable Mention, AP)
 Al Del Greco, K (Honorable Mention, AP)
 Cris Dishman, CB (Honorable Mention, AP)
 Mel Gray, KR (Honorable Mention, AP)
 Bruce Matthews, G (First Team, DB, Second Team, AP, FD)
 John Henry Mills, ST (Second Team, FI)
 Mark Stepnoski, C (Second Team, AP, FD)
- 1997** Blaine Bishop, S (Honorable Mention, AP)
 Brad Hopkins, T (First Team, DZ, Honorable Mention, AP)
 Bruce Matthews, G (Honorable Mention, AP)
 Marcus Robertson, S (First Team, DZ, Honorable Mention, AP)
- 1998** Craig Hentrich, P (First Team, AP, WA, CP, SN, FD, USA)
 Bruce Matthews, G (First Team, AP, WA, SN, USA, Second Team, FD)
 Frank Wycheck, TE (First Team, DZ, Second Team, CP, FD)
- 1999** Eddie George, RB (Second Team, AP, CP, FD)
 Jevon Kearse, DE (First Team, AP, DZ, CP, SN, FD, FW, WA)
 Bruce Matthews, G (First Team, AP, FD, FW, WA)
 Jon Runyan, T (Second Team, AP, FD)
- 2000** Blaine Bishop, S (First Team, FD, Second Team, AP)
 Keith Bulluck, ST (Second Team, FD)
 Eddie George, RB (First Team, AP, CP, FD, FW, WA)
 Jevon Kearse, DE (First Team, FO)
 Derrick Mason, KR (First Team, AP, CP, DZ, FO, FW, SN, WA, Second Team, FD)
 Bruce Matthews, G (First Team, AP, FW, SN, FD, WA)
 Samari Rolle, CB (First Team, AP, CP, FD, FW, SN, WA)
- 2001** Frank Wycheck, TE (Second Team, AP)
- 2002** Keith Bulluck, LB (Second Team, AP)
- 2003** Keith Bulluck, LB (First Team, AP, DZ, FW, WA, PK)
 Steve McNair, QB (Second Team, AP, FD, First Team, DZ)
 Craig Hentrich, P (First Team, PD)
- 2004** Keith Bulluck, LB (First Team, DZ)
- 2007** Albert Haynesworth, DT (First Team, AP, DZ, FW, WA)
 Rob Bironas, K (First Team, AP, SN, SI)
- 2008** Albert Haynesworth, DT (First Team, AP, SN, SI, NBC, DMN)
 Cortland Finnegan, CB (First Team, AP, SN, SI, NBC, DMN)
 Kevin Mawae, C (First Team, AP, NBC)
 Michael Roos, OT (First Team, AP, SN, SI, DMN)
 David Stewart, OT (Second Team, AP)
- 2009** Tony Brown, DT (SI)
 Chris Johnson, RB (First Team, AP, SN, SI, FW/WA)
 Michael Roos, OT (First Team, DMN, Second Team, AP)
- 2010** Michael Griffin, S (Second Team, AP)
- 2011** Michael Roos, OT (First Team, SN)
- 2013** Jurrell Casey, DT (Second Team, AP)
 Alterraun Verner, CB (First Team, SI, Second Team, AP)
- 2016** Jack Conklin, T (First Team, AP)
- 2017** Kevin Byard, S (First Team, AP, WA)
 Brett Kern, P (First Team, SN, Second Team, AP)
 Taylor Lewan, T (First Team, SN)
- 2018** Kevin Byard, S (Second Team, WA)
- 2019** Derrick Henry, RB (First Team, WA, Second Team, AP)
 Derrick Henry, Flex (Second Team, AP)
 Brett Kern, P (First Team, AP, WA, SN)
- 2020** Derrick Henry, RB (First Team, AP, WA, SN)
- 2021** Kevin Byard, S (First Team, AP, WA, SN)
 Jeffery Simmons, DT (Second Team, AP)
- Alvin Reed, TE (First Team, UPI, FW)
 Walter Suggs, T (Honorable Mention, UPI)
- 1971** Elvin Bethea, DE (First Team, FW, Second Team, UPI)
 Ken Houston, S (First Team, UPI, SN, FW)
 Ron Pritchard, OLB (Second Team, UPI)
- 1972** Elvin Bethea, DE (First Team, SN, Second Team, UPI)
 Ken Houston, S (Second Team, UPI)
 Guy Murdock, C (All-Rookie)
 Mike Tilleman, DT (Honorable Mention, UPI)
- 1973** Gregg Bingham, LB (All-Rookie)
 Elvin Bethea, DE (Second Team, UPI)
 John Matuszak, DT (All-Rookie)
- 1974** Elvin Bethea, DE (First Team, FW, TP, Second Team, UPI)
 Gregg Bingham, MLB (Honorable Mention, UPI)
 Ken Burrough, WR (Honorable Mention, UPI)
- 1975** Elvin Bethea, DE (First Team, NY)
 Robert Brazile, OLB (Second Team, UPI, All-Rookie)
 Curley Culp, DT (First Team, AP, UPI, SN, FW, NY, TP)
 Billy Johnson, KR (First Team, FW, TP)
- 1976** Elvin Bethea, DE (Honorable Mention, UPI)
 Robert Brazile, OLB (First Team, UPI, SN, FW, NY, TP, PB)
 Curley Culp, DT (First Team, SN, FW, TP, PB, Second Team, UPI)
- 1977** Elvin Bethea, DE (Honorable Mention, UPI)
 Robert Brazile, OLB (Second Team, UPI)
 Ken Burrough, WR (Second Team, UPI)
 Rob Carpenter, RB (All-Rookie)
 Curley Culp, DT (First Team, FW, Honorable Mention, UPI)
 Bill Currier, DB (All-Rookie)
 Billy Johnson, KR (First Team, FW, NY)
 George Reihner, G (All-Rookie)
- 1978** Elvin Bethea, DE (First Team, UPI, FW, NY, FX)
 Robert Brazile, OLB (First Team, UPI, SN, FW, FX, TP)
 Earl Campbell, RB (First Team, UPI, SN, FW, NY, FX, TP, All-Rookie)
 Curley Culp, DT (Second Team, UPI)
 Greg Sampson, T (Second Team, UPI)
- 1979** Jesse Baker, DE (All-Rookie)
 Robert Brazile, OLB (First, UPI, SN, FW)
 Earl Campbell, RB (First Team, UPI, SN, FW, NY, FX, TP)
 Curley Culp, DT (Second Team, UPI)
 Toni Fritsch, PK (First Team, UPI, SN, FW, NY, FX, TP)
 Leon Gray, T (First Team, UPI, SN, FW)
 Carl Mauck, C (Second Team, UPI)
 Vernon Perry, S (All-Rookie)
 Mike Reinfeldt, S (First Team, UPI, SN, FW, NY, FX, TP)
- 1980** Gregg Bingham, ILB (First Team, FX)
 Robert Brazile, OLB (First Team, UPI, FW, NY, FX, TP, PB)
 Earl Campbell, RB (First Team, UPI, FW, NY, FX, TP, PB)
 Leon Gray, T (First Team, UPI, FW, TP)
 Carl Mauck, C (First Team, FX, Honorable Mention, UPI)
 Vernon Perry, S (Second Team, UPI)
 Mike Reinfeldt, S (Second Team, UPI)
 Carl Roaches, KR (All-Rookie)
 Greg Stemrick, CB (Second Team, UPI)
- 1981** Robert Brazile, OLB (First Team, TP, Second Team, UPI)
 Earl Campbell, RB (First Team, FX, NY, Second Team, UPI)
 Leon Gray, T (Second Team, UPI)
 Vernon Perry, S (First Team, FX)
 Carl Roaches, KR (First Team, FW, TP)
- 1982** Robert Brazile, OLB (First Team, UPI)
- 1983** Steve Brown, CB (All-Rookie)
 Bruce Matthews, T (All-Rookie)
 Harvey Salem, T (All-Rookie)
 Tim Smith, WR (First Team, FW)
 Brian Sochia, DT (All-Rookie)
- 1984** Warren Moon (All-Rookie)
 Mike Munchak, G (First Team, FW, Second Team, UPI)
 Dean Steinkuhler, T (All-Rookie)
- 1985** Ray Childress, DE (All-Rookie, WA)
 Mike Munchak, G (First Team, FN, Second Team, FN, UPI)
- 1986** Ray Childress, DE (First Team, FN)
 Ernest Givins, WR (All-Rookie, FW, WA)

ALL-AFC

- 1970** Elvin Bethea, DE (Honorable Mention, UPI)
 Glen Ray Hines, T (Honorable Mention, UPI)
 Ken Houston, S (First Team, FW, Second Team, UPI)
 Jerry LeVias, WR (Honorable Mention, UPI)
 Zeke Moore, CB (Honorable Mention, UPI)
 Ron Pritchard, OLB (Second Team, UPI)

ALL-TIME ALL-PRO SELECTIONS

- 1987** Keith Bostic, S (First Team, UPI, FW)
Mike Munchak, G (First Team, UPI, FW, FN)
Mike Rozier, RB (Second Team, UPI)
- 1988** Ray Childress, DE (First Team, UPI, FW)
Drew Hill, WR (Second Team, UPI)
Bruce Matthews, G (First Team, UPI, FW, FN)
Warren Moon, QB (Second Team, UPI)
Mike Munchak, G (First Team, FW, Second Team, UPI)
Eugene Seale, ST (First Team, FW)
- 1989** Ray Childress, DE (Second Team, UPI)
John Grimsley, ILB (Second Team, UPI)
Bruce Matthews, G (First Team, UPI, FW, FN)
Bubba McDowell, CB (All-Rookie, FW, WA)
Greg Montgomery, P (First Team, UPI, FW)
Warren Moon, QB (First Team, UPI, FN)
Mike Munchak, G (First Team, UPI, FW)
Tony Zendejas, K (Second Team, UPI)
- 1990** Ray Childress, DT (First Team, FN, Second Team, UPI)
Ernest Givins, WR (First Team, UPI)
Drew Hill, WR (First Team, FN, Second Team, UPI)
Bruce Matthews, G (First Team, UPI, FW, FN)
Warren Moon, QB (First Team, UPI, FW, FN)
Mike Munchak, G (First Team, FN, Second Team, UPI)
- 1991** Ray Childress, DT (First Team, UPI, FW)
Cris Dishman, CB (First Team, UPI, FW, FN)
John Flannery, G/C (All-Rookie, FW, WA)
William Fuller, DE (First Team, UPI, FW, FN)
Haywood Jeffires, WR (First Team, UPI, FW, FN)
Bruce Matthews, C (First Team, FW)
Mike Munchak, G (First Team, UPI, FW, FN)
Al Smith, (First Team, UPI, FW, FN)
- 1992** Ray Childress, DT (First Team, FW)
Haywood Jeffires, WR (First Team, UPI, FW, FN)
Bruce Matthews, C (First Team, UPI, FW, FN)
Greg Montgomery, P (First Team, UPI)
Mike Munchak, G (First Team, UPI, FW, FN)
Eddie Robinson, LB (All-Rookie, FW, WA)
Al Smith, MLB (First Team, FW, FN)
- 1993** Ray Childress, DT (First Team, UPI, FW, FN)
Brad Hopkins, T (All-Rookie, FW, WA)
Bruce Matthews, C (First Team, UPI, FW, FN)
Greg Montgomery, P (First Team, UPI, FW, FN)
Mike Munchak, G (First Team, UPI, FW, FN)
- 1995** Blaine Bishop, S (First Team, UPI, FW, FN)
Darryll Lewis, CB (First Team, FN, Second Team, UPI)
Bruce Matthews, G (First Team, UPI, FW, FN)
Marcus Robertson, S (First Team, UPI, FW)
Chris Sanders, WR (All-Rookie, FW, WA)
Gary Walker, DT (All-Rookie, FW, WA)
- 1996** Blaine Bishop, S (Second Team, UPI)
- Al Del Greco, K (Second Team, UPI)
Eddie George, RB (Second Team, UPI, All-Rookie, FW, WA)
Bruce Matthews, G (First Team, UPI, FW, FN)
John Henry Mills, ST (First Team, FW)
Mark Stepnoski, C (Second Team, UPI)
- 1997** Kenny Holmes, DE (All-Rookie, FW, WA)
Bruce Matthews, G (First Team, FW, FN)
- 1998** Craig Hentrich, P (First Team, FW, FN)
Kevin Long, C (All-Rookie, FW, WA)
Bruce Matthews, G (First Team, FW, FN)
- 1999** Eddie George, RB (First Team, FW)
Jevon Kearse, DE (First Team, FW, FN, All-Rookie, FW, WA)
Bruce Matthews, G (First Team, FW, FN)
John Thornton, DT (All-Rookie, FW, WA)
- 2000** Blaine Bishop, S (First Team, FN)
Eddie George, RB (First Team, FN, FW)
Brad Hopkins, T (First Team, FW)
Derrick Mason, KR (First Team, FN, FW), PR (First Team, FW)
Bruce Matthews, G (First Team, FN, FW)
Samari Rolle, CB (First Team, FW, FN)
- 2002** Jeff Fisher (Coach of the Year, FD)
Steve McNair, QB (First Team, SI) (3rd in MVP voting, AP)
Carlos Hall, DE (All-Rookie, FW, WA)
Keith Bulluck, LB (First Team, FW, FD) (Second Team All-Pro, AP)
Lance Schulters, S (First Team, FW)
Kevin Carter, DE (Second Team, FD)
- 2003** Keith Bulluck, LB (First Team, FW)
Craig Hentrich, P (First Team, FW)
- 2004** Jacob Bell, G (All-Rookie, FW, WA)
- 2005** Pacman Jones, CB/PR/KR (All-Rookie, CP, FW, WA)
- 2006** Vince Young, QB (All-Rookie, PF, WA)
- 2007** Kevin Mawae, C (First Team, PK)
- 2008** Cortland Finnegan, CB (First Team, WA)
Chris Johnson, RB (First Team, WA, All-Rookie, FW, WA, SN)
Kevin Mawae, C (First Team, WA)
- 2009** Chris Johnson, RB (First Team, WA)
- 2010** Marc Mariani, PR/KR (All-Rookie, FW, WA, SN)
- 2013** Jurrell Casey, DT (First Team, WA)
- 2016** DeMarco Murray, RB (First Team, WA)
- 2017** Kevin Byard, S (First Team, WA)
Brett Kern, P (First Team, WA)
- 2018** Derrick Henry, RB (First Team, WA)
Brett Kern, P (First Team, WA)
Taylor Lewan, T (First Team, WA)
- 2019** Derrick Henry, RB (First Team, WA)
Brett Kern, P (First Team, WA)
- 2020** Derrick Henry, RB (First Team, WA)
- 2021** Kevin Byard, S (First Team, AP, WA, SN)
Jeffery Simmons, DT (Second Team, AP)



Running back Derrick Henry was named first team All-Pro for the third consecutive season in 2020.

ALL-TIME HONORS

(Number of individual Pro Bowls selected in parenthesis)

AFL ALL-STARs

1961	Tony Banfield, CB (1) George Blanda, QB (1) Billy Cannon, HB (1) Don Floyd, DE (1) Charlie Hennigan, E (1) Ed Husmann, DT (1) Al Jamison, T (1) Mark Johnston, S (1) Bob McLeod, E (1) Dennit Morris, LB (1) Bob Schmidt, C (1) Charley Tolar, FB (1)
1962	Tony Banfield, CB (2) George Blanda, QB (2) Willard Dewveall, E (1) Don Floyd, DE (2) Fred Glick, S (1) Charlie Hennigan, E (2) Ed Husmann, DT (2) Al Jamison, T (2) Rich Michael, T (1) Jim Norton, S (1) Bob Schmidt, C (2) Bob Talamini, G (1) Charley Tolar, FB (2)
1963	Tony Banfield, CB (3) George Blanda, QB (3) Fred Glick, S (2) Charlie Hennigan, E (3) Ed Husmann, DT (3) Rich Michael, T (2) Jim Norton, S (2) Bob Schmidt, C (3) Bob Talamini, G (2)
1964	Sid Blanks, RB (1) Don Floyd, DE (3) Fred Glick, S (3) Charlie Hennigan, E (4) Pete Jaquess, CB (1) Bob Talamini, G (3)
1965	Ode Burrell, RB (2) Willie Frazier, TE (1) Charlie Hennigan, E (5) Bob Talamini, G (4)
1966	Charles Frazier, E (1) W.K. Hicks, CB (1) Bob Talamini, G (5)
1967	Woody Campbell, RB (1) Miller Farr, CB (1) Hoyle Granger, RB (1) Pat Holmes, DE (1) Jim Norton, S (3) Walter Suggs, T (1) Bob Talamini, G (6) George Webster, LB (1)
1968	Sonny Bishop, G (1) Garland Boyette, MLB (1) Miller Farr, CB (2) Hoyle Granger, RB (2) Glen Ray Hines, T (1) Pat Holmes, DE (2) Bobby Maples, C (1) Alvin Reed, TE (1) Walter Suggs, T (2) George Webster, LB (2)
1969	Jim Beirne, WR (1) Elvin Bethea, DE (1) Garland Boyette, MLB (2)

Miller Farr, CB (3)
Glen Ray Hines, T (2)
Ken Houston, S (2)
Jerry LeVias, WR (1)
Zeke Moore, CB (1)
Alvin Reed, TE (2)
George Webster, LB (3)

AFC PRO BOWL

1970	Ken Houston, S (3) Zeke Moore, CB (2)
1971	Elvin Bethea, DE (2) Ken Houston, S (4)
1972	Elvin Bethea, DE (3) Ken Houston, S (5)
1973	Elvin Bethea, DE (4)
1974	Elvin Bethea, DE (5)
1975	Elvin Bethea, DE (6) Ken Burrough, WR (1) Curley Culp, DT (1) Billy Johnson, KR (1) Dan Pastorini, QB (1)
1976	Robert Brazile, OLB (1) Curley Culp, DT (2)
1977	Robert Brazile, OLB (2) Ken Burrough, WR (2) Curley Culp, DT (3) Billy Johnson, KR (2)
1978	Elvin Bethea, DE (7) Robert Brazile, OLB (3) Earl Campbell, RB (1) Curley Culp, DT (4)
1979	Elvin Bethea, DE (8) Robert Brazile, OLB (4) Earl Campbell, RB (2) Toni Fritsch, K (1) Leon Gray, T (1) Mike Reinfeldt, S (1)
1980	Robert Brazile, OLB (5) Dave Casper, TE (1) Earl Campbell, RB (3) Greg Stemrick, CB (1)
1981	Robert Brazile, OLB (6) Earl Campbell, RB (4) Leon Gray, T (2) Carl Roaches, KR (1)
1982	Robert Brazile, OLB (7)
1983	Earl Campbell, RB (5)
1984	Mike Munchak, G (1)
1985	Mike Munchak, G (2)
1987	Keith Bostic, S (1) Mike Munchak, G (3) Mike Rozier, RB (1)
1988	Keith Bostic, S (2) Ray Childress, DE (1) John Grimsley, ILB (1) Drew Hill, WR (1) Bruce Matthews, G (1) Warren Moon, QB (1) Mike Munchak, G (4) Mike Rozier, RB (2)
1989	Bruce Matthews, G (2) Warren Moon, QB (2) Mike Munchak, G (5)
1990	Ray Childress, DT (2) Ernest Givins, WR (1) Drew Hill, WR (2) Bruce Matthews, G (3) Warren Moon, QB (3) Mike Munchak, G (6)
1991	Ray Childress, DT (3) Cris Dishman, CB (1)

1992	William Fuller, DE (1) Haywood Jeffires, WR (1) Bruce Matthews, C (4) Warren Moon, QB (4) Mike Munchak, G (7) Al Smith, MLB (1) Ray Childress, DT (4) Curtis Duncan, WR (1) Ernest Givins, WR (2) Haywood Jeffires, WR (2) Bruce Matthews, C (5) Warren Moon, QB (5) Mike Munchak, G (8) Al Smith, MLB (2) Lorenzo White, RB (1)
1993	Ray Childress, DT (5) Haywood Jeffires, WR (3) Sean Jones, DE (1) Bruce Matthews, C (6) Greg Montgomery, P (1) Warren Moon, QB (6) Mike Munchak, G (9) Webster Slaughter, WR (2,1)
1994	Bruce Matthews, C (7)
1995	Blaine Bishop, S (1) Darryll Lewis, CB (1) Bruce Matthews, C (8) Mark Stepanoski, C (4, 1)
1996	Blaine Bishop, S (2) Bruce Matthews, G (9) John Henry Mills, ST (1) Mark Stepanoski, C (5, 2)
1997	Blaine Bishop, S (3) Eddie George, RB (1) Bruce Matthews, G (10)
1998	Eddie George, RB (2) Craig Hentrich, P (1) Bruce Matthews, G (11) Frank Wycheck, TE (1)
1999	Eddie George, RB (3) Jevon Kearse, DE (1) Frank Wycheck, TE (2) Bruce Matthews, G (12)
2000	Blaine Bishop, S (4) Eddie George, RB (4) Brad Hopkins, T (1) Jevon Kearse, DE (2) Derrick Mason, KR (1) Bruce Matthews, G (13) Steve McNair, QB (1) Samari Rolle, CB (1) Frank Wycheck, TE (3)
2001	Bruce Matthews, G (14) Jevon Kearse, DE (3)
2002	Kevin Carter, DE (2, 1)
2003	Steve McNair, QB (2) Keith Bulluck, LB (1) Brad Hopkins, OT (2) Craig Hentrich, P (2) Derrick Mason, WR (2)
2005	Steve McNair, QB (3) Kyle Vanden Bosch, DE (1)
2006	Vince Young, QB (1)
2007	Rob Bironas, K (1) Albert Haynesworth, DT (1) Kyle Vanden Bosch, DE (2)
2008	Cortland Finnegan, CB (1) Albert Haynesworth, DT (2) Kevin Mawae, C (7, 1) Chris Hope, S (1) Chris Johnson, RB (1) Michael Roos, OT (1)

ALL-TIME HONORS

	Kerry Collins, QB (2, 1)
	Michael Griffin, S (1)
2009	Chris Johnson, RB (2)
	Kevin Mawae, C (8, 2)
	Kyle Vanden Bosch, DE (3)
	Vince Young, QB (2)
2010	Jason Babin, DE (1)
	Michael Griffin, S (2)
	Chris Johnson, RB (3)
	Marc Mariani, KR/PR (1)
2013	Alterraun Verner, CB (1)
2015	Jurrell Casey, DT (1)
	Delanie Walker, TE (1)
2016	DT Jurrell Casey (2)
	T Taylor Lewan (1)
	RB DeMarco Murray (3, 1)
	OLB Brian Orakpo (4, 1)
	TE Delanie Walker (2)
2017	S Kevin Byard (1)
	DT Jurrell Casey (3)
	P Brett Kern (1)
	T Taylor Lewan (2)
	ST Brynden Trawick (1)
	TE Delanie Walker (3)
2018	DT Jurrell Casey (4)
	P Brett Kern (2)
	T Taylor Lewan (3)
2019	DT Jurrell Casey (5)
	RB Derrick Henry (1)
	P Brett Kern (3)
	QB Ryan Tannehill (1)
2020	WR A.J. Brown (1)
	RB Derrick Henry (2)
2021	S Kevin Byard (2)
	OLB Harold Landry III (1)
	G Rodger Saffold III (1)
	DT Jeffery Simmons (1)

ASSOCIATED PRESS NFL MVP

1979	Earl Campbell, RB
2003	Steve McNair, QB

ASSOCIATED PRESS COMEBACK PLAYER OF THE YEAR

2019	Ryan Tannehill, QB
-------------	--------------------

ASSOCIATED PRESS COACH OF THE YEAR

2021	Mike Vrabel
-------------	-------------

PRO FOOTBALL WRITERS ASSOCIATION COACH OF THE YEAR

2021	Mike Vrabel
-------------	-------------

BERT BELL TROPHY

(NFL Most Valuable Player presented by Philadelphia Maxwell Club)

1979	Earl Campbell, RB
-------------	-------------------

BERT BELL ROOKIE OF YEAR

(NFL Rookie Most Valuable Player presented by Philadelphia Maxwell Club)

1996	Eddie George, RB
-------------	------------------

AFL PLAYER OF YEAR

1961	George Blanda, QB (UPI, SN)
1967	George Blanda, QB (SN)

AFL DEFENSIVE ROOKIE OF YEAR

1967	George Webster, LB (SN)
-------------	-------------------------

NFL PLAYER OF THE YEAR

1978	Earl Campbell, RB (NEA, WA, FD, NY)
1979	Earl Campbell, RB (NEA, WA)
1980	Earl Campbell, RB (NEA, NY, CP)
2003	Steve McNair, QB (DZ)

NFL OFFENSIVE PLAYER OF YEAR

1978	Earl Campbell, RB (AP)
1979	Earl Campbell, RB (AP, FW)
1980	Earl Campbell, RB (AP)
1990	Warren Moon, QB (AP)
2009	Chris Johnson, RB (AP)
2020	Derrick Henry, RB (AP)

NFL DEFENSIVE PLAYER OF YEAR

1975	Curley Culp, DT (NEA)
1979	Jesse Baker, DT (FW)

NFL ROOKIE OF YEAR

1978	Earl Campbell, RB (AP)
1979	Jesse Baker, DT (FW)
1996	Eddie George, RB (SN, FW, SI)
2006	Vince Young, QB (SI, DP)

NFL OFFENSIVE ROOKIE OF YEAR

1978	Earl Campbell, RB (FW)
1996	Eddie George, RB (AP, FW, FD, CP)
2006	Vince Young, QB (AP, PF, WA)

NFL DEFENSIVE ROOKIE OF YEAR

1975	Robert Brazile, LB (AP)
1979	Jesse Baker, DT (FW)
1999	Jevon Kearse, DE (AP, FN, FW, CP, FD)

AFC PLAYER OF YEAR

1978	Earl Campbell, RB (SN, NY)
2000	Eddie George, RB (FN)

AFC OFFENSIVE PLAYER OF YEAR

1978	Earl Campbell, RB (UPI, KC)
1990	Warren Moon, QB (UPI)

AFC DEFENSIVE PLAYER OF YEAR

1975	Robert Brazile, LB (SN)
1979	Jesse Baker, DT (FW)
	Mike Reinfeldt, S (KC)

DIET PEPSI ROOKIE OF YEAR

2006	Vince Young, QB
-------------	-----------------

ED BLOCK COURAGE AWARD

(nominee from each NFL team for courage in battling injuries)

1984	Bob Hamm
1985	Pat Howell
1986	Dean Steinkuhler
1987	Kent Hill
1988	Alonzo Highsmith
1989	Doug Smith
1990	Mike Munchak
1991	Bubba McDowell
1992	Warren Moon
1993	Curtis Duncan
1994	Marcus Robertson
1995	Barron Wortham
1996	Blaine Bishop
1997	Bruce Matthews

1998	Steve Jackson
-------------	---------------

1999	Steve McNair
2000	Kenny Holmes
2001	Kevin Dyson
2002	Eddie George
2003	Kevin Carter
2004	Keith Bulluck
2005	Tank Williams
2006	Brandon Jones
2007	David Thornton
2008	Chris Hope
2009	Kevin Mawae
2010	Will Witherspoon
2011	Derrick Morgan
2012	Kenny Britt
2013	David Stewart
2014	Michael Griffin
2015	Craig Stevens
2016	Jason McCourty
2017	Karl Klug
2018	Jack Conklin
2019	Jonnu Smith
2020	Jeffery Simmons
2021	Nick Westbrook-Ikhine

TITANS MAN OF THE YEAR

(nominee from each NFL team for Walter Payton NFL Man of the Year)

1996	Marcus Robertson
1997	Al Del Greco
1998	Al Del Greco
1999	Chris Sanders
2000	Kenny Holmes
2001	Jason Fisk
2002	Kevin Carter
2003	Kevin Carter
2004	Kevin Carter
2005	Steve McNair
2006	Keith Bulluck
2007	Keith Bulluck
2008	David Thornton
2009	Kyle Vanden Bosch
2010	Cortland Finnegan
2011	Cortland Finnegan
2012	Jared Cook
2013	Delanie Walker
2014	Jason McCourty
2015	Delanie Walker
2016	Jurrell Casey
2017	Wesley Woodyard
2018	Jurrell Casey
2019	Ben Jones
2020	Kevin Byard
2021	Derrick Henry

NFL PLAYER OF WEEK

1984	Larry Moriarty, RB, Week 11 (AFC Offensive)
1985	Steve Brown, CB, Week 1 (AFC Defensive)
	Bo Eason, S, Week 12 (AFC Defensive)
1987	Eugene Seale, LB, Week 4 (AFC Defensive)
1988	Ray Childress, DT, Week 1 (AFC Defensive)
	Allen Pinkett, RB, Week 4 (AFC Offensive)
	Drew Hill, WR, Week 9 (AFC Offensive)
1989	Warren Moon, QB, Week 6 (AFC Offensive)

ALL-TIME HONORS

1990	Warren Moon, QB, Week 6 (AFC Offensive) Johnny Meads, LB, Week 7 (AFC Defensive) Warren Moon, QB, Week 11 (AFC Offensive) Lorenzo White, RB, Week 12 (AFC Offensive) Warren Moon, QB, Week 15 (AFC Offensive) Cody Carlson, QB, Week 17 (AFC Offensive)	1999	Al Del Greco, K, Divisional (AFC Special Teams) Steve McNair, QB, Week 8, 16, AFC Champ. (AFC Offensive) Derrick Mason, WR/KR, Week 12, AFC Champ. (AFC Special Teams) Eddie Robinson, LB, Week 14 (AFC Defensive) Kevin Dyson, Frank Wycheck, Wild Card (AFC Special Teams)	(AFC Special Teams) Rob Bironas, K, Week 17 (AFC Special Teams)
1991	Lamar Lathon, LB, Week 2 (AFC Defensive) Ernest Givins, WR, Week 6 (AFC Offensive) Haywood Jeffires, WR, Week 7 (AFC Offensive) Warren Moon, QB, Week 12 (AFC Offensive) Ray Childress, DT, Week 15 (AFC Defensive) William Fuller, DE, Week 16 (AFC Defensive)	2000	Derrick Mason, KR/PR, Week 4 (AFC Special Teams) Randall Godfrey, LB, Week 8, 17 (AFC Defensive) Samari Rolle, CB, Week 9 (AFC Defensive) Al Del Greco, K, Week 14 (AFC Special Teams) Eddie Robinson, LB, Week 14 (AFC Defensive) Eddie George, RB, Week 16 (AFC Offensive)	2008 Cortland Finnegan, Week 1 (AFC Defensive) Keith Bulluck, LB, Week 2 (AFC Special Teams) Craig Hentrich, P, Week 10 (AFC Special Teams) Chris Hope, S, Week 8 (AFC Defensive)
1992	Cody Carlson, QB, Week 13 (AFC Offensive) Lorenzo White, RB, Week 16 (AFC Offensive) Ray Childress, DT, Week 17 (AFC Defensive)	2001	Joe Nedney, K, Week 5 (AFC Special Teams) Joe Nedney, K, Week 6 (AFC Special Teams) Steve McNair, QB, Week 8 (AFC Offensive) Derrick Mason, WR, Week 10 (AFC Special Teams) Steve McNair, QB, Week 12 (AFC Offensive)	2009 Chris Johnson, RB, Week 8 (AFC Offensive) Vince Young, QB, Week 12 (AFC Offensive) Keith Bulluck, LB, Week 14 (AFC Defensive)
1993	Marcus Robertson, S, Week 2 (AFC Defensive) Greg Montgomery, P, Week 7 (AFC Special Teams) Warren Moon, QB, Week 8 (AFC Offensive) Gary Brown, RB, Week 11 (AFC Offensive) Marcus Robertson, S, Week 12 (AFC Defensive) William Fuller, DE, Week 13 (AFC Defensive) Steve Jackson, CB, Week 14 (AFC Defensive) Gary Brown, RB, Week 16 (AFC Offensive) Blaine Bishop, S, Week 17 (AFC Defensive) Ray Childress, DT, Week 18 (AFC Defensive)	2002	Carlos Hall, DE, Week 1 (AFC Defensive) Steve McNair, QB, Week 9 (AFC Offensive) Frank Wycheck, TE, Divisional (NFL Offensive)	2010 Chris Johnson, RB, Week 5 (AFC Offensive) Marc Mariani, KR/PR, Week 11 (AFC Special Teams)
1995	Chris Chandler, QB, Week 4 (AFC Offensive) John Henry Mills, LB, Week 4 (AFC Special Teams) Cris Dishman, CB, Week 9 (AFC Defensive)	2003	Craig Hentrich, P, Week 1 (AFC Special Teams) Rocky Boiman, LB, Week 4 (AFC Defensive) Jevon Kearse, DE, Week 7 (AFC Defensive) Justin McCareins, WR, Week 12 (AFC Special Teams) Craig Hentrich, P, Week 16 (AFC Special Teams) Gary Anderson, K, Week 17 (AFC Special Teams) Gary Anderson, K, Wild Card (AFC Special Teams)	2011 Marc Mariani, KR/PR, Week 10 (AFC Special Teams) Chris Johnson, RB, Week 12 (AFC Offensive) Colin McCarthy, LB, Week 13 (AFC Defensive)
1996	Eddie George, RB, Week 2 (AFC Offensive) Mel Gray, KR, Week 6 (AFC Defensive)	2004	Chris Brown, RB, Week 5 (AFC Offensive)	2012 Darius Reynaud, KR/PR, Week 3 (AFC Special Teams) Chris Johnson, RB, Week 7 (AFC Offensive) Darius Reynaud, KR/PR, Week 17 (AFC Special Teams)
1997	Eddie George, RB, Week 1 (AFC Offensive) M. Robertson, FS, Week 14 (AFC Defensive)	2005	Pacman Jones, CB, Week 14 (AFC Special Teams)	2013 Alterraun Verner, CB, Week 4 (AFC Defensive)
1998	Blaine Bishop, SS, Week 6 (AFC Defensive) Mike Archie, RB, Week 7 (AFC Special Teams) Eddie George, RB, Week 10 (AFC Offensive) Craig Hentrich, P, Week 10 (AFC Special Teams)	2006	Vince Young, QB, Week 16 (AFC Offensive) Casey Cramer, TE, Week 6 (AFC Special Teams) Rob Bironas, K, Week 13 (AFC Special Teams)	2014 Jurrell Casey, DT, Week 6 (AFC Defensive) 2015 Marcus Mariota, QB, Week 1, 9 (AFC Offensive)
		2007	Chris Brown, RB, Week 1 (AFC Offensive) Keith Bulluck, LB, Week 3 (AFC Defensive) Kyle Vanden Bosch, DE, Week 16 (AFC Defensive) Rob Bironas, K, Week 7	2016 Marcus Mariota, QB, Week 10 (AFC Offensive) Ryan Succop, K, Week 15 (AFC Special Teams) 2017 Ryan Succop, K, Week 6 (AFC Special Teams) Kevin Byard, S, Week 7, 17 (AFC Defensive)
				2018 Dane Cruikshank, S, Week 2 (AFC Special Teams) Marcus Mariota, QB, Week 4 (AFC Offensive) Wesley Woodyard, LB, Week 10 (AFC Defensive) Derrick Henry, RB, Week 14 (AFC Offensive)
				2019 Cameron Wake, OLB, Week 1 (AFC Defensive) Ryan Tannehill, QB, Week 14 (AFC Offensive) Derrick Henry, RB, Week 17 (AFC Offensive)
				2020 Stephen Gostkowski, K, Week 3 (AFC Special Teams) Derrick Henry, RB, Week 6, 17 (AFC Offensive) Jeffery Simmons, DT, Week 9 (AFC Defensive)
				2021 Derrick Henry, RB, Week 2 (AFC Offensive) Derrick Henry, RB, Week 6 (AFC Offensive) Randy Bullock, K, Week 8

ALL-TIME HONORS

(AFC Special Teams)
Ryan Tannehill, QB, Week 18
 (AFC Offensive)
2022 Randy Bullock, K, Week 7
 (AFC Special Teams)
Derrick Henry, RB, Week 8
 (AFC Offense)

NFL.COM ALL-HEART PLAYER OF WEEK

2000 Eddie George, RB, Week 6
 Bruce Matthews, G, Week 7

NFL PLAYER OF MONTH

1988 Drew Hill, WR, September
 (AFC Offensive)
1990 Warren Moon, QB, November
 (AFC Offensive)
1991 Cris Dishman, CB, October
 (AFC Defensive)
1992 Lorenzo White, RB, December
 (AFC Offensive)
1993 Gary Brown, RB, November
 (AFC Offensive)
Al Del Greco, K, November
 (AFC Special Teams)
Cris Dishman, CB, December
 (AFC Defensive)
1996 Al Del Greco, K, October
 (AFC Special Teams)
1998 Craig Hentrich, P, November
 (AFC Special Teams)
1999 Jevon Kearse, DE, December
 (AFC Defensive)
2000 Derrick Mason, KR/PR, October
 (AFC Special Teams)
2002 Steve McNair, QB, December
 (AFC Offensive)
2003 Steve McNair, QB, October
 (AFC Offensive)
2007 Rob Bironas, K, October
 (AFC Special Teams)
2008 Albert Haynesworth, DT, September
 (AFC Defensive)
2009 Chris Johnson, RB, November
 (AFC Offensive)
2010 Michael Griffin, S, October
 (AFC Defensive)
2012 Darius Reynaud, KR/PR, September
 (AFC Special Teams)
2016 Marcus Mariota, QB, November
 (AFC Offensive)
2017 Ryan Succop, K, September
 (AFC Special Teams)
2018 Derrick Henry, RB, December
 (AFC Offensive)
2019 Ryan Tannehill, QB, December
 (AFC Offensive)
2020 Stephen Gostkowski, K, September
 (AFC Special Teams)
Derrick Henry, RB, October
 (AFC Offensive)
2021 Kevin Byard, S, October
 (AFC Defensive)
2022 Derrick Henry, RB, October
 (AFC Offensive)
Ryan Stonehouse, P, October
 (AFC Special Teams)

FEDEX AIR PLAYER OF WEEK

2003 Steve McNair, QB, Week 6

2004 Billy Volek, QB, Week 14
2015 Marcus Mariota, QB, Week 9
2016 Marcus Mariota, QB, Week 10
2019 Ryan Tannehill, QB, Week 14
2020 Ryan Tannehill, QB, Week 6

FEDEX GROUND PLAYER OF WEEK

2004 Chris Brown, RB, Week 5
2007 Chris Brown, RB, Week 1
2009 Chris Johnson, RB, Week 8
 Chris Johnson, RB, Week 12
2012 Chris Johnson, RB, Week 7
2013 Chris Johnson, RB, Week 9
2016 DeMarco Murray, RB, Week 10
2018 Derrick Henry, RB, Week 14
 Derrick Henry, RB, Week 15
2019 Derrick Henry, RB, Week 10
 Derrick Henry, RB, Week 12
 Derrick Henry, RB, Week 13
 Derrick Henry, RB, Week 14
 Derrick Henry, RB, Week 17
2020 Derrick Henry, RB, Week 6
 Derrick Henry, RB, Week 11
 Derrick Henry, RB, Week 12
 Derrick Henry, RB, Week 14
 Derrick Henry, RB, Week 15
2021 Derrick Henry, RB, Week 2
 Derrick Henry, RB, Week 3
 Derrick Henry, RB, Week 5

FEDEX GROUND PLAYER OF YEAR

2009 Chris Johnson, RB
2019 Derrick Henry, RB
2020 Derrick Henry, RB

NFL ROOKIE OF MONTH

1996 Eddie George, RB, Sept.
1999 Jevon Kearse, DE, Sept., Nov., Dec.
2008 Chris Johnson, RB, Sept.
2015 Marcus Mariota, QB, Sept.
2019 A.J. Brown, WR, Dec.

PEPSI NFL ROOKIE OF THE WEEK

2006 Vince Young, QB, Week 12
 Vince Young, QB, Week 13
 Vince Young, QB, Week 14
 Vince Young, QB, Week 16
2008 Chris Johnson, RB, Week 7
 Chris Johnson, RB, Week 9
2011 Colin McCarthy, LB, Week 13
2015 Marcus Mariota, QB, Week 1
2019 A.J. Brown, WR, Week 12

AFC OFFENSIVE ROOKIE OF YEAR

1996 Eddie George, RB (PF, FD, CP)
2006 Vince Young, QB (AP, PF, WA)

AFC DEFENSIVE ROOKIE OF YEAR

1999 Jevon Kearse, DE (AP, PFW, FN, CFW)

AFL ALL-ROOKIE

1967 George Webster, LB

NFL ALL-ROOKIE

1972 Guy Murdock, C
1973 Gregg Bingham, LB
 John Matuszak, DT
1975 Robert Brazile, LB
1977 Rob Carpenter, RB

1978 Bill Currier, DB
 George Reihner, G
1979 Earl Campbell, RB
 Jesse Baker, DT
 Vernon Perry, S
1980 Carl Roaches, KR
1983 Steve Brown, CB
 Bruce Matthews, T
 Harvey Salem, T
 Brian Sochia, DT

1984 Warren Moon, QB
 Dean Steinkuhler, T

1985 Ray Childress, DT
1986 Ernest Givins, WR
1989 Bubba McDowell, S
1991 John Flannery, C
1992 Eddie Robinson, LB
1993 Brad Hopkins, T
1995 Chris Sanders, WR
 Gary Walker, DT

1996 Eddie George, RB
1997 Kenny Holmes, DE
1998 Kevin Long, C
1999 Jevon Kearse, DE
 John Thornton, DT

2002 Carlos Hall, DE
2004 Jacob Bell, G
2005 Pacman Jones, CB/PR/KR
2006 Vince Young, QB
2008 Chris Johnson, RB
2010 Marc Mariani, PR/KR
2014 Taylor Lewan, T
2016 Jack Conklin, T
2019 A.J. Brown, WR

PRO BOWL PLAYER OF GAME

1976 Billy Johnson, PR
2017 Delanie Walker, TE (Offensive MVP)

NFL 75th ANNIVERSARY TEAM

Ken Houston, S
 Billy Johnson, PR

AFL ALL-TIME TEAM

George Blanda, K (First Team)
 Miller Farr, CB (Second Team)
 Charlie Hennigan, WR (Second Team)
 Bob Talamini, G (Second Team)
 George Webster, LB (First Team)

NFL ALL-DECADE TEAM

1970s Robert Brazile, LB (Second Team)
 Earl Campbell, RB (Second Team)
 Ken Houston, S (First Team)
 Billy Johnson, KR (Second Team)
1980s Billy Johnson, PR (First Team)
 Mike Munchak, G (Second Team)
1990s Mel Gray, PR & KR (Second Team)
 Bruce Matthews, G (First Team)
 Mark Stepnoski, C (Second Team)
2000s Kevin Mawae, C (First Team)

PRO FOOTBALL HALL OF FAME ALL-TIME TEAM

Bruce Matthews, G
 George Blanda, K

NFL ALUMNI

1999 Jevon Kearse, DE
 (Pass Rusher of the Year)

ALL-TIME HONORS

2000 Bruce Matthews, G
(Offensive Lineman of the Year)

TEAM CAPTAINS (SINCE 2007)

2007 Vince Young, QB (offense)
Kevin Mawae, C (offense)
Keith Bulluck, LB (defense)
Kyle Vanden Bosch, DE (defense)
Craig Hentrich, P (special teams)

2008 Vince Young, QB (offense)
Kevin Mawae, C (offense)
Keith Bulluck, LB (defense)
Kyle Vanden Bosch, DE (defense)
Craig Hentrich, P (special teams)

2009 Kerry Collins, QB (offense)
Kyle Vanden Bosch, DE (defense)
Craig Hentrich, P (special teams)
Donnie Nicky, S (special teams)

2010 Vince Young, QB (offense)
Ahmard Hall, FB (offense)
Stephen Tulloch, LB (defense)
Donnie Nicky, S (special teams)

2011 Matt Hasselbeck, QB (offense)
Cortland Finnegan, CB (defense)
Tim Shaw, LB (special teams)

2012 Jake Locker, QB (offense)
Steve Hutchinson, G (offense)
Jason McCourty, CB (defense)
Colin McCarthy, LB (defense)
Tim Shaw, LB (special teams)

2013 Jake Locker, QB (offense)
Michael Roos, T (offense)
Nate Washington, WR (offense)
Jason McCourty, CB (defense)

2014 Bernard Pollard, S (defense)
Patrick Bailey, LB (special teams)
Jake Locker, QB (offense)
Nate Washington, WR (offense)
Jurrell Casey, DT (defense)
Wesley Woodyard, LB (defense)

2015 George Wilson, S (special teams)
Taylor Lewan, T (offense)
Delanie Walker, TE (offense)
Jurrell Casey, DT (defense)
Marcus Mariota, QB (offense)
Dexter McCluster, RB (offense)
Jason McCourty, CB (defense)
Brian Orakpo, OLB (defense)
Wesley Woodyard, LB (special teams)

2016 Marcus Mariota, QB (offense)
Delanie Walker, TE (offense)
Jurrell Casey, DT (defense)
Brian Orakpo, OLB (defense)
Daimion Stafford, S (special teams)
Wesley Woodyard, LB (special teams)

2017 Marcus Mariota, QB (offense)
Delanie Walker, TE (offense)
Jurrell Casey, DT (defense)
Brian Orakpo, OLB (defense)
Tim Shaw, Alumni (special teams)
Wesley Woodyard, LB (special teams)

2018 Ben Jones, C (offense)
Marcus Mariota, QB (offense)
Delanie Walker, TE (offense)
Jurrell Casey, DT (defense)
Wesley Woodyard, LB (defense)
Daren Bates, LB (special teams)

2019 Ben Jones, C (offense)

2020 Marcus Mariota, QB (offense)
Kevin Byard, S (defense)
Jurrell Casey, DT (defense)
Wesley Woodyard, LB (special teams)
Derrick Henry, RB (offense)
Ryan Tannehill, QB (offense)
Kevin Byard, S (defense)
DaQuan Jones, NT (defense)
Brett Kern, P (special teams)

2021 Derrick Henry, RB (offense)
Ryan Tannehill, QB (offense)
Kevin Byard, S (defense)
Jeffery Simmons, DT (defense)
Brett Kern, P (special teams)

2022 Derrick Henry, RB (offense)
Ryan Tannehill, QB (offense)
Ben Jones, C (offense)
Kevin Byard, S (defense)
Jeffery Simmons, DT (defense)
Ola Adeniyi, OLB (special teams)

TITANS/OILERS HALL OF FAME

In recognition of the 40th season of the Houston Oilers/Tennessee Titans organization in 1999, the team's late owner K.S. "Bud" Adams, Jr. created an official team Hall of Fame, featuring players and staff from the past, while creating a special place for Titans stars of the future to be recognized. Through 2021, 17 individuals were named to the franchise's Hall of Fame. During the 2021 season, the franchise added former head coaches Bum Phillips and Jeff Fisher and former general manager Floyd Reese to the Hall of Fame.

NAME	POSITION	YEARS WITH FRANCHISE	INDUCTED
K.S. "Bud" Adams, Jr.	Team Owner/Founder	1959-2013	Sept. 7, 2008
Elvin Bethea	Defensive End	1968-83	Dec. 9, 1999
George Blanda	Quarterback/Kicker	1960-66	Dec. 9, 1999
Robert Brazile	Linebacker	1975-84	Oct. 14, 2018
Earl Campbell	Running Back	1978-84	Dec. 9, 1999
Jeff Fisher	Head Coach	1994-2010	Nov. 21, 2021
Eddie George	Running Back	1996-2003	Oct. 27, 2008
Mike Holovak	General Manager	1981-99	Dec. 9, 1999
Ken Houston	Safety	1967-72	Dec. 9, 1999
Bruce Matthews	Offensive Lineman	1983-2002	Dec. 8, 2002
Steve McNair	Quarterback	1995-2005	Oct. 27, 2008
Warren Moon	Quarterback	1984-93	Oct. 1, 2006
Mike Munchak	Guard	1982-93	Dec. 9, 1999
Jim Norton	Safety/Punter	1960-68	Dec. 9, 1999
Floyd Reese	General Manager	1986-2006	Nov. 21, 2021
O.A. "Bum" Phillips	Head Coach	1975-80	Sept. 26, 2021
Frank Wycheck	Tight End	1995-2003	Oct. 27, 2008

FRANCHISE PRO FOOTBALL HALL OF FAMERS

GEORGE BLANDA

QUARTERBACK/KICKER • 6'2" • 215 lbs • COLLEGE: KENTUCKY
NFL SEASONS: 26 • YEARS WITH OILERS: 7 (1960-66)
HOMETOWN: YOUNGWOOD, PA. • BORN: SEPT. 27, 1927
GAMES PLAYED: 340 • HALL OF FAME INDUCTION: 1981

George Blanda, who came out of retirement with the emergence of the American Football League in 1960, was the offensive catalyst for the explosive Oiler squads of the early 1960s. He played quarterback and handled the placekicking chores in Columbia blue for seven of his NFL-record 26 seasons in the league. Blanda was the team's leading passer and scorer in each of those seven seasons and still owns franchise records for most extra points (299), most touchdown passes in a season (36) and most touchdown passes in a game (7). He is also third in points scored with 596. The 36 scoring tosses stood as an NFL record for an astounding 23 years. Blanda's NFL career records included most games (340), most points (2,002) and most extra points (943). He also passed for 236 touchdowns. Blanda captained the Oilers to two consecutive AFL titles in 1960 and 1961, earning AFL Player of the Year honors in 1961. Blanda's career was divided into three distinct parts, 10 years with the Chicago Bears, seven seasons with the Houston Oilers and nine years with the Oakland Raiders. In 1970, he became the oldest quarterback to play in a title game. He was just a month shy of his 49th birthday when he retired before the 1976 season. Blanda passed away at age 83 on Sept. 27, 2010.

KEN HOUSTON

SAFETY • 6'3" • 197 lbs • COLLEGE: PRAIRIE VIEW A&M
NFL SEASONS: 14 • YEARS WITH OILERS: 6 (1967-72)
HOMETOWN: LUFKIN, TEXAS • BORN: NOV. 12, 1944
GAMES PLAYED: 196 • HALL OF FAME INDUCTION: 1986

Considered one of the best safeties in football history, Ken Houston picked off 49 passes (898 yards), recovered 21 fumbles and scored 12 touchdowns over his 14-season NFL career, earning Pro Bowl honors 12 consecutive times (1968-69 AFL, 1970-79 NFL). Houston returned an NFL-record nine interceptions for a touchdown in his six seasons as an Oiler. Four of those scores came in 1971, tying an NFL record. He returned two in one game against San Diego in the 1971 season finale, which also ties an NFL mark. His other three touchdowns came on a punt return, a fumble return and a blocked field goal return. Houston also holds the Oilers record for most career interception return yards with 650. With a long, fluid stride, Houston had excellent speed and quickness. His 6-3, 197-pound frame made him an ideal pass defender. Yet his lean, muscular body helped him to become a punishing tackler. Originally a ninth-round draft choice out of Prairie View A&M, Houston earned a starter's role by the third game of his rookie season. Two weeks later in a game against the New York Jets, he scored two touchdowns, one on a 71-yard blocked field goal attempt, and the other on a 43-yard interception return. After excelling for six years with the Oilers, Ken was traded to the Redskins for five veteran players in 1973. The Redskins once referred to Houston as "pro football's most underrated superstar," but his capabilities were widely recognized. He won all-league acclaim with the Oilers in 1969 and 1971, and then was either All-Pro or All-NFC with the Redskins every year from 1973 to 1979. He was selected for either the AFL All-Star game or the AFC-NFC Pro Bowl 12 straight seasons from 1968 through 1979. He played in 183 consecutive games before suffering a broken arm against the New York Giants Nov. 25, 1979.

EARL CAMPBELL

RUNNING BACK • 5'11" • 232 lbs • COLLEGE: TEXAS
NFL SEASONS: 8 • YEARS WITH OILERS: 7 (1978-84)
HOMETOWN: TYLER, TEXAS • BORN: MARCH 29, 1955
GAMES PLAYED: 115 • HALL OF FAME INDUCTION: 1991

Earl Campbell, a 5-11, 232-pound ball-carrying dynamo from the University of Texas, joined the Houston Oilers as the first player taken in the 1978 National Football League Draft. The first player to earn All-Southwest Conference honors four years, Campbell was a consensus All-America

and the Heisman Trophy winner in 1977. Campbell took the NFL by storm from the outset. In 1978, he was named the NFL's Most Valuable Player, All-Pro, and Rookie of the Year. He won the league rushing championship with a club-record 1,450 yards and was named to the AFC Pro Bowl squad. It was more of the same the next two years with NFL rushing titles, MVP honors, and consensus All-Pro acclaim each season. He followed his rookie campaign with 1,697 yards in 1979, but his finest year came in 1980 when he rushed for 1,934 yards, which at the time was second only to O. J. Simpson's 2,003 yards gained in 1973. That year, Campbell gained over 200 yards in four games. In 1981, he won his fourth straight AFC rushing title with 1,376 yards. A sensational runner, Campbell was picked for the Pro Bowl five of his first six NFL seasons (1978-81, 1983). In his eight-year career, which finished in New Orleans, Campbell rushed 2,187 times for 9,407 yards, and 74 touchdowns, retiring as the NFL's seventh all-time leading rusher. He also gained 806 yards on 121 receptions to bring his career combined net yards total to 10,213. He set Oilers records for most career yards (8,574), most career attempts (1,979), most touchdown runs (73) and most consecutive games with a rushing touchdown (5). His most famous performance came in a Monday night game against Miami in his rookie season. That night, he rushed for 199 yards and four touchdowns to lead the Oilers to a spectacular 35-30 victory. In spite of the constant pounding he took from opposing defenders, Earl missed only six games out of 115 because of injuries. Midway into his seventh season, he was traded by the Oilers to the New Orleans Saints for a first-round draft pick. He played a season and a half with the Saints before retiring after the 1985 campaign. Campbell is one of just four people officially designated a Texas Legend by the Texas State Legislature. The others are Davy Crockett, Sam Houston and Stephen F. Austin. Campbell was the only designee of the 20th century.

CHARLIE JOINER

WIDE RECEIVER • 5'11" • 188 lbs • COLLEGE: GRAMBLING
NFL SEASONS: 18 • YEARS WITH OILERS: 4 (1969-72)
HOMETOWN: MANY, LA. • BORN: OCT. 14, 1947
GAMES PLAYED: 239 • HALL OF FAME INDUCTION: 1996

Charlie Joiner played 18 seasons in the NFL, including his first four with the Houston Oilers. One of the league's most prolific receivers, he amassed 750 career receptions for 12,146 yards and 65 touchdowns, ranking as the league's leading receiver of all-time when he retired at the age of 39 in 1986. His 18 seasons played were longer than any other wide receiver in history at the time of his retirement. The Oilers originally targeted Joiner for the defensive backfield when they picked the 5-11, 180-pounder from Grambling in the fourth round of the 1969 AFL-NFL Draft. Joiner played briefly on defense and the kickoff return team but soon became established as a premier pass catcher. Joiner caught 82 of his 750 career passes as an Oiler, totaling 1,480 yards and 12 touchdowns. He paced the squad with 681 yards and seven touchdown grabs in 1971. In his fourth season in 1972, Houston sent him to the Cincinnati Bengals in a four-player swap. Four years later in 1976, he was traded to San Diego. With the Chargers, Joiner blossomed into super-stardom. He and quarterback Dan Fouts formed a lethal pass-catch team that accounted for the preponderance of his 586 receptions as a Charger. During his 11 years in San Diego, Joiner caught 50 or more passes seven times and had 70 or more receptions three seasons. Injuries cut into his playing time at the beginning, but in a 193-game span over his final 13 seasons, Joiner missed only one game. He was an All-NFL pick in 1980 and a Pro Bowl choice three times. In the 1980 AFC title game, he led the Chargers with six receptions for 130 yards and two touchdowns. Blessed with excellent speed and tantalizing moves, Joiner averaged 16.2 yards per catch and accounted for 12,146 yards and 65 touchdowns. When he was inducted into the Pro Football Hall of Fame in 1996, Joiner ranked fifth in receptions and sixth in receiving yardage on the NFL's all-time list. Joiner was once described by San Francisco 49ers coaching great Bill Walsh as "the most intelligent, the smartest, the most calculating receiver the game has ever known."

FRANCHISE PRO FOOTBALL HALL OF FAMERS

MIKE MUNCHAK

GUARD • 6'3" • 281 lbs • COLLEGE: PENN STATE
NFL SEASONS: 12 • YEARS WITH OILERS: 12 (1982-93)
HOMETOWN: SCRANTON, PA. • BORN: MARCH 5, 1960
GAMES PLAYED: 159 • HALL OF FAME INDUCTION: 2001

Mike Munchak was the eighth player overall and the first offensive lineman chosen in the 1982 National Football League draft. Selected by the Oilers, the former Penn State standout was an immediate success with the Houston club, earning the starting left guard spot in his first training camp. The 6-3, 281-pound lineman wasted little time establishing himself as one of the premier guards in the NFL. In 1984, in just his third year in the league, he was named to the first of seven All-AFC teams. That same year he received the first of nine Pro Bowl invitations. Not coincidentally, the Oilers' on-the-field successes increased as Munchak's development and experience increased. From their dismal 1-8 record in the strike-shortened 1982 season, the Oilers improved nearly every year that Munchak played. Along the way, the team advanced to the playoffs seven consecutive years (1987-1993) and captured the 1991 and 1993 AFC Central Divisional crowns. Munchak was a devastating blocker and considered the key to an offensive line that kept the Oilers at or near the top of the NFL's offensive statistical categories. In 1988 he led the Oilers' offensive line that gave up just 24 quarterback sacks which was third in the NFL. It was also the fewest sacks allowed by the team in 10 seasons. The following season the offensive line held opponents to no sacks in six games. In 1991, the Oilers offensive line finished second in the AFC and fourth in the NFL in the fewest quarterback sacks allowed. Behind the Munchak-led line, Houston led the NFL in total offense in 1990 and passing offense in 1990 and 1991. The Oilers finished second in points scored in 1990 and second in total offense in 1991. Equally effective as a run blocker, Munchak led the Oilers offensive charge in 1993 as the team finished fourth in the NFL in both average gain per rushing play (4.4) and average gain per offensive play (5.3). Although he suffered from chronic knee problems, Munchak played in 159 regular season games. His 12 seasons with the Oilers tied him for second longest in the franchise's history at the time of his retirement. He became the first player inducted into the Hall of Fame who played his entire career with the Oilers. Long-time teammate Bruce Matthews presented Munchak for induction.

ELVIN BETHEA

DEFENSIVE END • 6'2" • 260 lbs • COLLEGE: NORTH CAROLINA A&T
NFL SEASONS: 16 • YEARS WITH OILERS: 16 (1968-83)
HOMETOWN: TRENTON, N.J. • BORN: MARCH 1, 1946
GAMES PLAYED: 210 • HALL OF FAME INDUCTION: 2003

Defensive end Elvin Bethea, an eight-time Pro Bowl selection during his outstanding career with the Houston Oilers, was named to the five-man class of the 2003 Pro Football Hall of Fame that included running back Marcus Allen, guard Joe DeLamielleure, wide receiver James Lofton, and coach Hank Stram. A third-round draft pick in 1968 (77th player overall) Bethea played in 210 games over 16 seasons, never missing a game until breaking his arm on Nov. 13, 1977. He was considered a "steal" in a draft class that produced three future Hall of Fame players in Larry Csonka, Art Shell, and Ron Yary. When he retired, he held three team records relating to career service: most seasons (16), most career regular season games played (210), and most consecutive regular season games played (135). Having led the team in sacks in six seasons, Bethea's unofficial 105-career sack total still ranks first in franchise history, including his team-best 17 sacks in 1973. He recorded four sacks and a fumble recovery in his best single game performance against San Diego in 1976. He played in eight playoff games and posted 691 career tackles. Bethea also played in eight Pro Bowls (1970, 1972-1976, 1979, 1980) and earned All-Pro second-team honors in 1973, 1975, 1978, and 1979. More than just a pass rusher, Bethea was also effective against the run. Eventhough 1974 was the first year such statistics were compiled by the Oilers, his 691 career tackles, are still among the best in franchise history, even excluding the first six years of his career. "When people ask me who the best guy I ever played against was I always tell them Elvin Bethea and Lyle Alzado because both

of them were complete ballplayers," said Art Shell, Hall of Fame member of the Oakland Raiders. "Elvin was one of the quickest guys I've ever been around. We always had to double-team him. There were times when I was supposed to block him when he would get by me so quick. And then Gene Upshaw was supposed to pick him up and he also got by him so quick that we would get back to the huddle and Upshaw would say, 'Did you see that?' and I'd say, 'Yeah, I saw that. He just beat the heck out of me too!' Elvin was just a great player."

WARREN MOON

QUARTERBACK • 6'3" • 212 lbs • COLLEGE: WASHINGTON
NFL SEASONS: 17 • YEARS WITH OILERS: 10 (1984-93)
HOMETOWN: LOS ANGELES, CALIF. • BORN: NOVEMBER 18, 1956
GAMES PLAYED: 208 • HALL OF FAME INDUCTION: 2006

Warren Moon, the fourth leading passer in NFL history, was inducted into the 2006 class of the Pro Football Hall of Fame. Moon played 10 years (1984-93) with the Oilers/Titans organization and holds the franchise records for passing yards (33,685) and touchdowns (196), while leading the Oilers to seven consecutive playoff appearances from 1987-93. During a 17-year NFL career, Moon played for the Houston Oilers, Minnesota Vikings, Seattle Seahawks and Kansas City Chiefs and amassed 49,325 passing yards, 291 touchdowns and 102 wins. He earned nine Pro Bowl invitations (tied for the most by a quarterback with John Elway and Dan Marino), posted nine 3,000 yard seasons, 49 300-yard games and led his team to nine playoff appearances. His eight consecutive playoff berths matched a feat accomplished by Terry Bradshaw and Joe Montana. At the time of his retirement, he held the single-season passing yardage record for three different franchises: Oilers (4,367 in 1991), Vikings (4,364 in 1994) and Seahawks (3,678 in 1997). Moon tallied many accomplishments during his Oiler career. His finest season came in 1990, throwing for 4,689 yards (363 for 584) and 33 touchdowns in only 15 games. He earned AP NFL Offensive Player of the Year for his efforts and his third of nine Pro Bowl invitations. Against Kansas City in 1990, Moon threw for 527 yards, which ranks as the second highest single-game total in NFL history (Norm Van Brocklin, 554 yards in 1951). In 1991, he surpassed the previous season's yardage total with 4,690 yards and became just the third player (Marino, Fouts) in NFL history to produce consecutive 4,000 yard passing seasons. Moon joined the Oilers and the NFL in 1984, after six seasons in the Canadian Football League, where he led his team to five Grey Cups (League Champions). In the CFL, Moon threw for 21,228 yards and 144 touchdowns. Moon was driven to play in the CFL after drawing little interest from the NFL as a starting quarterback following his senior season at the University of Washington. Moon became the first African-American quarterback to be inducted into the Pro Football Hall of Fame and his legacy as a minority quarterback cannot be underestimated. At the time of his arrival in the NFL only two black quarterbacks had been significant starters for their NFL teams (Shack Harris, Rams; Doug Williams, Tampa Bay).

BRUCE MATTHEWS

GUARD/TACKLE/CENTER • 6'5" • 305 lbs • COLLEGE: USC
NFL SEASONS: 19 • YEARS WITH OILERS: 19 (1983-2001)
HOMETOWN: ARCADIA, CALIF. • BORN: AUGUST 8, 1961
GAMES PLAYED: 296 • HALL OF FAME INDUCTION: 2007

Arguably one of the best offensive linemen to ever play the game, Bruce Matthews became the first Tennessee Titan to be inducted into the Pro Football Hall of Fame. At the time of his retirement, Matthews played in more NFL games (296) than any non-kicker in the league's history. Longevity and durability were his hallmarks, but that coupled with his unparalleled play, earning a league record 14 consecutive Pro Bowl (9 at guard and 6 at center) selections (tied with Merlin Olsen) and seven times named AP All-Pro, made him one of the all-time greats. He rose to the challenges presented to him in starting at every position on the offensive line during his NFL career (87 C, 99 LG, 67 RG, 22 RT, 17 LT). He becomes the first Hall of Fame offensive lineman to play significant time

FRANCHISE PRO FOOTBALL HALL OF FAMERS

at all five offensive line positions. A constant for the Oilers/Titans franchise, Matthews started in a team record 229 consecutive games (streak started at Indianapolis, Nov. 29, 1987) and never missed a game because of injury. His 19 seasons also are a team record and he ranks second in NFL history for years with one team behind Jackie Slater, who spent 20 seasons with the Rams. Matthews and G Randall McDaniel (Vikings) were the only two NFL players to play in every game during the decade of the 90's. Matthews was a part of nearly one-half of the franchise's first 42-years of history and helped the team win 146 games, make the playoffs nine times, earn the only three AFC Central titles in team history, earn an AFC Championship and the franchise's only Super Bowl appearance. He blocked for 15 quarterbacks and 27 running backs, including five different 1,000-yard rushers (Earl Campbell, Mike Rozier, Lorenzo White, Gary Brown and Eddie George). During his career, he played in offenses that produced nine 1,000-yard rushing seasons and eight 3,000-yard passers. Additionally, he played in 42 different stadiums during his NFL career. During his career, Matthews blocked on a line that helped produce 65 100-yard rushing performances and 48 300-yard passing performances. Originally drafted by the Houston Oilers in the first round (ninth overall) of the 1983 NFL Draft, Matthews earned All-America honors at the University of Southern California. Matthews and his brother, Clay, each played 19 NFL seasons and the duo set an NFL record for games played by a pair of brothers with 574 games. Clay Matthews played in 278 games during his NFL career. Matthews had his number 74 jersey retired by the team and was inducted into the organization's Hall of Fame during a December, 2002 ceremony. Matthews joined a 2007 Hall of Fame class that included Dallas Cowboys WR Michael Irvin, Buffalo Bills RB Thurman Thomas, Detroit Lions TE Charlie Sanders, Cleveland Browns G Gene Hickerson, and St. Louis CB Roger Wehrli.

CURLY CULP

**DEFENSIVE TACKLE • 6'2" • 265 lbs • COLLEGE: ARIZONA STATE
NFL SEASONS: 14 • YEARS WITH OILERS: 7 (1974-1980)
HOMETOWN: YUMA, ARIZ. • BORN: MARCH 10, 1946
GAMES PLAYED: 179 • HALL OF FAME INDUCTION: 2013**

Curley Culp was voted into the Pro Football Hall of Fame in 2013. A six-time Pro Bowl selection, Culp played in 179 games during his NFL career with the Kansas City Chiefs (1968-1974), Houston Oilers (1974-1980) and Detroit Lions (1980-81). He was considered the prototypical nose tackle and helped pioneer the 3-4 defense. Hailing from Arizona State, where he was an All-American in both football and wrestling, Culp was selected in the second round of the 1968 NFL Draft by the Denver Broncos, who intended to use him as an offensive guard. However, his brief stint in Denver ended when he was traded to the Chiefs, who inserted him permanently on the defensive side. In 1969, the Chiefs won Super Bowl IV, and Culp was an instrumental member of one of the league's top defenses. He helped the Chiefs defeat the Oakland Raiders in the AFL Championship Game and the Minnesota Vikings in the Super Bowl. In 1974, during his seventh campaign in Kansas City, Culp was traded to the Oilers along with a first-round draft pick (used to select Robert Brazile) in exchange for John Matuszak. The move paid almost immediate dividends for the Oilers, who previously suffered through 1-13 records in both 1972 and 1973. In 1975, Culp's first full season in Houston, he helped the Oilers to a record of 10-4, the first winning mark for the club in eight years. With Culp anchoring the defense, the Oilers finished with the AFC's top-ranked run defense (third in the NFL). Individually, Culp produced arguably the finest season of his career, recording 11.5 sacks and earning NFL Defensive Player honors by the Newspaper Enterprise Association. Culp continued as a leader of the Oilers defense that culminated in back-to-back appearances in the AFC championship games in 1978 and 1979. He was named to one AFL All-Star Game and five Pro Bowls during his career. Culp also was picked as a first-team All-Pro in 1975 and a second-team selection in 1971, 1977, 1978, and 1979. He was selected first- or second-team All-AFC five times. "Curley Culp was perhaps the strongest man I ever lined up against," said Raiders Hall of Fame center Jim Otto. Culp used his strong wrestling background to create havoc for opposing guards and centers. He was the 1968 NCAA heavyweight wrestling champion and was named to the U.S.

Olympic wrestling team that year. Culp joined a 2013 Hall of Fame class that included offensive linemen Larry Allen and Jonathan Ogden, wide receiver Cris Carter, coach Bill Parcells, linebacker Dave Robinson and defensive lineman Warren Sapp.

ROBERT BRAZILE

**LINEBACKER • 6'4" • 241 lbs • COLLEGE: JACKSON STATE
NFL SEASONS: 10 • YEARS WITH OILERS: 10 (1975-84)
HOMETOWN: MOBILE, ALA. • BORN: FEB. 7, 1953
GAMES PLAYED: 147 • HALL OF FAME INDUCTION: 2018**

Robert Brazile was voted into the Pro Football Hall of Fame in 2018. As a rookie in 1975, he made an instant impact as he helped Houston notch the franchise's first winning season in eight years with a 10-4 record. He went on to win Defensive Rookie of the Year in 1975. With his speed, strength, tackling and coverage ability, Brazile helped revolutionize the outside linebacker position in a 3-4 defense. Nicknamed 'Dr. Doom,' Brazile started all 147 regular season games during his career and made seven postseason starts, including back-to-back AFC Championship Games (1978-79). He recorded nine tackles and one fumble recovery in the 1978 AFC Championship game. He was elected to seven career Pro Bowls and named All-Pro for five consecutive seasons (1976-80). Brazile registered a career-best 185 tackles in 1978 on his way to helping the Oilers secure three consecutive 10-win seasons and three consecutive playoff berths (1987-80). His career statistics include 13 interceptions, 14 fumble recoveries and 6.5 sacks in both 1976 and 1980. Brazile was named to the NFL's All-Decade Team of the 1970s.

KEVIN MAWAE

**CENTER • 6'4" • 289 lbs • COLLEGE: LOUISIANA STATE
NFL SEASONS: 16 • YEARS WITH TITANS: 4 (2005-09)
HOMETOWN: LEEVILLE, LA. • BORN: JAN. 23, 1971
GAMES PLAYED: 241 • HALL OF FAME INDUCTION: 2019**

Kevin Mawae was elected to the Pro Football Hall of Fame Class of 2019 and became the first established Titan without connections to the Houston Oilers to receive the honor. He played four seasons (2006-09) in Tennessee. Mawae entered the NFL as a second-round pick of the Seattle Seahawks in the 1994 NFL Draft. He began his career at right guard before being moved to center at the start of the 1996 season and remained at that position for the rest of his NFL career. After four seasons (1994-97) in the Northwest, the Louisiana State product signed a free agent deal with the New York Jets in 1998. In his first season in New York, Mawae helped running back Curtis Martin rush for a Jets franchise record eight 100-yard rushing games en route to 1,287-yard season. In 1999, he was named to his first of eight Pro Bowls and paved the way for Martin's then franchise-record 1,464 rushing yards. The 6-foot-4-inch, 289-pounder played in an astounding 177 consecutive games before a serious triceps injury ended his 2005 campaign after six games. Mawae signed a free agent deal with the Titans in 2006. In his first season with Tennessee, he made an immediate impact and was a part of an offense that ranked third in the AFC and fifth in the NFL in rushing with 2,214 yards. Three seasons later, he helped Chris Johnson amass a franchise-best 2,006 rushing yards, becoming just the sixth player all-time to accomplish the feat. In 241 career games over 16 seasons, Mawae was extremely durable and known for his toughness in the trenches. He was a first-team, all-decade center for the 2000s and blocked for a 1,000-yard rusher in 13 of his 16 seasons. Running backs Chris Warren (1,545 yards in 1994), Martin (1,697 in 2004), LenDale White (1,110 in 2007) and Johnson (2,006 in 2009) had the highest season rushing totals of their careers with Mawae on the line. He played 90 games in which there was a 100-yard rusher, the most by any offensive lineman in NFL history.

RETIRED JERSEY NUMBERS

In the history of the Oilers/Titans franchise, only eight players have had the distinction of having their jersey number retired — **Jim Norton** (No. 43), **Elvin Bethea** (No. 65), **Earl Campbell** (No. 34), **Mike Munchak** (No. 63), **Bruce Matthews** (No. 74), **Warren Moon** (No. 1), **Eddie George** (No. 27) and **Steve McNair** (No. 9).



Jim Norton played nine seasons for the Oilers (1960-68) as a safety and as a punter, establishing team records at both positions. As a rookie from the University of Idaho, Norton was a member of the Oilers' 1960 AFL Championship team. A four-time league all-star, he holds the club record for most interceptions in a career with 45. Also an accomplished punter, Norton was tops in club history with 519 career punts for a 42.3-yard career average and a long kick of 79 yards (11/22/64 vs. Kansas City).



Elvin Bethea joined the Oilers in 1968 after an outstanding career at North Carolina A&T. He started at defensive end in the 1968 season opener and didn't miss a game until breaking his arm in November 1977. That streak of 135 consecutive games played stands third in team history. An eight-time Pro Bowler (1970, 1972-76, 1978-80), Bethea ranks second for most seasons played (16, 1968-83), while his 210 games played (1968-83) also stands second behind Bruce Matthews. Bethea led the team

in sacks six times, including a career-best mark of 17 in 1973. The Oilers honored him with an "Elvin Bethea Appreciation Night" on Aug. 4, 1983. He became the sixth player in franchise history to be inducted into the Pro Football Hall of Fame on Aug. 3, 2003.



Earl Campbell, the franchise's second leading rusher and a member of the Pro Football Hall of Fame, was honored by having his number retired at ceremonies on Aug. 13, 1987. He set a single-season club record with a league-leading 1,450 yards his rookie season. Campbell followed that performance with 1,697 yards in 1979 and an astounding 1,934 yards in 1980. Both those totals led the NFL and the latter was second only to O.J. Simpson's 2,003 yards in 1973. Campbell was selected to five

Pro Bowls (1978-81, 1983) and retired as the NFL's seventh all-time leading rusher (9,407). He ranks second in franchise history in career rushing yards (8,574) and attempts (1,979), first in touchdown runs (73) and first in most consecutive games with a rushing touchdown (5).



Mike Munchak joined the Oilers as a first-round draft pick in 1982 out of Penn State. He was the first offensive lineman selected in the draft and the eighth overall selection. Munchak won the starting left guard position as a rookie and went on to play in 12 campaigns (1982-93) and 159 games (156 starts) for the Oilers. He is tied for third on the team's all-time list for seasons played and ranks fifth in games played. Munchak became a fixture on an offensive line that helped the Oilers to seven consecutive

playoff appearances (1987-93). One of the premier guards in the National Football League, Munchak was selected to NFL's "Team of the Decade" for the 1980s and was chosen in 1989 to Oilers' 30th Anniversary "Dream Team." He ranks second in club annals with nine Pro Bowl selections, seven as a starter. Munchak announced his retirement on July 21, 1994, and on the same day, K.S. "Bud" Adams, Jr., announced that jersey No. 63 would be retired on "Mike Munchak Appreciation Day" on Nov. 6, 1994.



Bruce Matthews played in more games (296) than any non-kicker in NFL history. Longevity and durability were his hallmark. And that, coupled with his unparalleled play, in which he tied a league record with 14 Pro Bowl selections (tied with Merlin Olsen) and earned All-Pro honors six times, made him one of the all-time greats. He rose to the challenges presented to him in playing every position on the offensive line during his NFL career (87 at center, 99 at left guard, 67 at right guard, 22 at right tackle,

and 17 at left tackle). His number was retired during a halftime ceremony in Nashville on Dec. 8, 2002.



Warren Moon, the fourth leading passer in NFL history at the time his number was retired, played 10 years (1984-93) with the organization and holds the franchise records for passing yards (33,685) and touchdowns (196), while leading the Oilers to seven consecutive playoff appearances from 1987-93. Moon's finest season came in 1990, throwing for 4,689 yards (363-for-584) and 33 touchdowns in only 15 games and becoming the third player in NFL history to produce consecutive 4,000-yard

passing seasons. He earned AP NFL Offensive Player of the Year for his efforts and his third Pro Bowl berth. His jersey was retired in a halftime ceremony in Nashville on Oct. 1, 2006.



Eddie George became the organization's all-time leading rusher as well as its all-time scrimmage yards leader in eight seasons with the team. His 10,009 rushing yards from 1996–2003 ranked second in the NFL (Curtis Martin), while his 12,153 scrimmage yards in the same time frame were third (Marshall Faulk, Martin). His accolades included four Pro Bowl selections (1997–2000), AP All-Pro honors (2000) and the AP Rookie of the Year Award (1996). George also set franchise standards for career rushing

attempts (2,733), career touchdowns (74), 1,000-yard rushing seasons (seven), seasons as the team's leading rusher (eight) and career playoff rushing yards (776). During his time with the Titans he amassed 36 100-yard rushing performances (second to Earl Campbell's 39), resulting in a 30-6 record in those contests. He established an NFL mark with 130 consecutive starts by a running back to begin a career—a total which ranked second in NFL history for consecutive starts by a running back at any point. His jersey was retired in a halftime ceremony in Nashville on Sept. 15, 2019.



Steve McNair played 11 seasons with the organization (1995–2005), becoming its second all-time leading passer (27,141 yards) and recording the most wins as a starting quarterback (76). At the time his jersey was retired, he trailed only Warren Moon on the franchise's all-time passing yards list and also ranked second for the organization in completions (2,305), completion percentage (59.5) and passer rating (83.3). He ranked third in touchdown passes (156). His 3,439 rushing yards and 36 touchdown runs

were the most in team history by a quarterback. McNair earned three of his four career Pro Bowl berths with the Titans (2000, 2003 and 2005), and in 2003, he shared Associated Press NFL Most Valuable Player honors with Peyton Manning after leading the league with a 100.4 rating. He became the first African-American quarterback to win MVP honors. McNair was the third player in the history of the NFL to pass for 30,000 yards and rushed for 3,500 yards, along with Fran Tarkenton and Steve Young. Only Brett Favre and Manning started more combined NFL regular season and postseason games than McNair (134) from the time he became a full-time starter in 1997 through 2005. He was selected with the third overall draft pick in 1995. His jersey was retired in a halftime ceremony in Nashville on Sept. 15, 2019.

HISTORICAL HIGHLIGHTS

THE "FOOLISH CLUB"

In 1959, after numerous failed attempts to enter the NFL as owners through expansion or purchase (Chicago Cardinals), Lamar Hunt and K.S. "Bud" Adams, Jr. agree that forming a new league is a viable option to NFL ownership. They would recruit a number of other future owners, who like themselves were looking to enter the world of football ownership, but had been rebuffed. The eight original teams, which would later be dubbed the "Foolish Club" for taking on the NFL were: Dallas (Hunt), Houston (Adams), Denver (Bob Howsam), New York (Harry Wismer), Los Angeles (Barron Hilton), Buffalo (Ralph Wilson), Boston (William Sullivan) and Oakland (Wayne Valley). Minneapolis was set to become one of the original AFL teams, but they were replaced by Oakland when the NFL awarded an expansion franchise to the Minneapolis market in 1960.

All eight teams agreed to contribute \$25,000 to create a league office, which was headed by the first AFL commissioner, Joe Foss. The AFL held their first draft on Nov. 22, 1959 and began play in the fall of 1960 with games televised on ABC.

1959

August 3 – K.S. "Bud" Adams, Jr., announces Houston's entry into the American Football League.

August 15 – AFL formally organized with six cities: Los Angeles, New York, Denver, Dallas, Houston and Minneapolis-St Paul.

October 31 – Adams names the team "Oilers" — "for sentimental and social reasons."

November 22 – AFL conducts first player draft. Oilers select Heisman Trophy winner Billy Cannon of LSU.

December 8 – Oilers sign first players, Don Hitt and Tony Banfield, both of Oklahoma State.

1960

January 1 – Oilers sign their first draft choice in LSU's Billy Cannon.

January 3 – Oilers name former Cleveland great Lou Rymkus as first head coach.

February 20 – Oilers sign veteran pro quarterback George Blanda.

March 8 – Houston School Board approves lease of Jeppesen Stadium to K.S. "Bud" Adams, Jr., and gives permission to increase seating capacity from 22,000 to 36,000.

June 21 – Court rules that Billy Cannon will play with the Houston Oilers.

July 15 – Houston opens first training camp at the University of Houston with daily practices to be held at Busch Field during season.

August 6 – Oilers lose 27-10 to Dallas Texans in first preseason game at Tulsa.

August 20 – Oilers defeat Denver 42-3 before 18,500 in home debut at Jeppesen.

September 11 – Oilers win first regular season contest 37-22 over Oakland at San Francisco. Charles Hennigan scores first Oiler TD on a 43-yard pass from George Blanda. Dave Smith scores first Oiler rushing TD on eight-yard run.

December 11 – Oilers clinch AFL Eastern Division title with 31-23 win over Buffalo at Houston.

December 29 – Lou Rymkus named AFL's first Coach of the Year.

1961

January 1 – Oilers win first AFL Championship by defeating Los Angeles Chargers 24-16 before 32,000 fans at Jeppesen Stadium. Billy Cannon is named game's MVP; Blanda completes 16 of 32 passes for 301 yards and three TDs. Winning players share: \$1,016.42.

September 9 – Oilers open regular season with a 55-0 rout of Oakland at Jeppesen despite threats from Hurricane Carla.

October 16 – Wally Lemm replaces Lou Rymkus as head coach after Oilers open with 1-3-1 record.

October 22 – Oilers defeat Dallas Texans 38-7 in first outing under Wally Lemm. George Blanda comes off the bench to throw three TD passes, make a 53-yard field goal, and kick three PAT's.

October 29 – George Blanda sets AFL passing record with 464 yards on 18-of-32 passing for four TDs as Oilers win 28-16 at Buffalo.

November 19 – George Blanda throws seven touchdown passes against New York in 49-13 win to set AFL record and the all-time pro record.

December 3 – Oilers defeat previously unbeaten San Diego 33-13 before Houston's largest crowd, 37,845. Charles Hennigan catches 10 passes for 214 yards and three TDs. George Blanda hits on 20 of 34 attempts for 351 yards and four TDs and kicks AFL-record 55-yard field goal.

December 17 – Oilers win second consecutive Eastern Division crown by beating Oakland 47-16 in Oakland. Oilers become first pro team in history to score over 500 points in one season with 513 points in 14 games.

December 20 – Wally Lemm is named AFL Coach of the Year.

December 23 – George Blanda is named AFL Player of the Year.

December 24 – Oilers win second consecutive AFL title, defeating Chargers 10-3 at San Diego. Billy Cannon wins MVP award for second consecutive year. Winning players share: \$1,724.00.

1962

February 23 – Wally Lemm resigns to become the head coach of St. Louis Cardinals.

March 5 – Oilers name Frank "Pop" Ivy as head coach.

September 16 – Oilers lose to Boston 34-21 in first pro game in historic Harvard Stadium.

October 14 – Oilers set AFL scoring record with 56-17 win over New York

EARLY DOMINANCE & AFL SUPREMACY

With a mix of cast-off players from other professional leagues (QB George Blanda, C Bob Schmidt, T Al Jamison), pro football rookies (RB Billy Cannon, G Bob Talamini) and local college players who never entered the NFL (WR Charles Hennigan, DT Orville Trask), the Oilers quickly became the dominant team in the newly formed American Football League. In each of the league's first three years, the Oilers advanced to the AFL title game, winning the first two league championships (1960 and 1961). Amazingly, the Oilers reached each of those title games under three different coaches: Lou Rymkus (1960), Wally Lemm (1961) and Frank "Pop" Ivy (1962).

The fiery Rymkus led the inaugural Oilers to the Eastern Division title with a 10-4 mark. They met the Western Division winner Los Angeles Chargers at Jeppesen Stadium in Houston to crown the first AFL champion. The two teams split their two matchups during the regular season. The Oilers took a one-point lead into the fourth quarter and then Blanda hit Cannon for an 88-yard score early in the fourth quarter to end the scoring, 24-16. Blanda tallied 301 passing yards and three touchdowns in the game.

After the Oilers opened the 1961 season 1-3-1, head coach Lou Rymkus was replaced by Wally Lemm, who had been on the 1960 staff but left for private business prior to the 1961 season. The Oilers would win nine consecutive games under Lemm to end the regular season with a 10-3-1 mark and first place in the Eastern Division. The 1961 AFL Championship game was a defensive struggle as the Oilers defeated the San Diego Chargers 10-3 in San Diego.

After leading the Oilers to a second title, the St. Louis Cardinals hired Wally Lemm as their head coach for the 1962 season. The Oilers tabbed Frank "Pop" Ivy to lead the team in 1962. The team again won the Eastern Division with an 11-3 record and faced the Dallas Texans at Jeppesen Stadium for the 1962 AFL title. Dallas raced out to a 17-0 halftime lead, but the Oilers mounted a second half rally to knot the score at 17 with five minutes remaining in the game. The game would go to overtime and was eventually decided in double overtime (6th quarter) with a Dallas 25-yard field goal.

HISTORICAL HIGHLIGHTS

OILERS' AFL SUMMARY

In the 10-year history of the AFL from 1960-69, the Oilers amassed a 70-66-5 record, reached the AFL title game four times (1960, '61, '62, '67) and won two AFL titles (1960 and 1961). They had some of the greats of the game, including QB George Blanda, WR Charlie Hennigan, G Bob Talamini, CB Ken Houston and DE Elvin Bethea. Four decades removed from their playing days, these names still sit atop several categories throughout the franchise record book: Blanda threw a franchise-best 36 touchdowns in 1961, Hennigan caught a franchise-best 101 balls in 1964, Houston returned nine interceptions for touchdowns during his Oilers career, and Bethea (unofficially) totaled 105 sacks during his career. The Oilers also saw profound popularity growth as they averaged 20,000 fans in their inaugural 1960 season at Jeppesen Stadium all the way to moving into the Astrodome in 1968, and averaging 44,000 fans in their final AFL campaign.

as George Blanda throws six TD passes.

December 15 – Oilers win third consecutive Eastern Division title with 44-10 victory over New York. Charlie Tolar gets 107 yards on 18 carries to become the first Oiler back to gain over 1,000 yards in a season. Oilers compile best regular season record in club's history with 11-3 mark.

December 23 – Oilers lose AFL title to Dallas Texans 20-17 in historic six-quarter game.

1963

December 22 – Oilers lose 52-49 at Oakland in "Pop" Ivy's final game as head coach.

1964

March 1 – Oilers announce building of a new training site at Fannin and Braeswood in Houston.

June 2 – Frank "Pop" Ivy relieved of head coach-general manager duties. "Bud" Adams names Sammy Baugh as head coach and Carroll Martin as general manager.

July 15 – Oilers open training camp at new site—Fannin and Braeswood.

September 8 – Oilers trade Billy Cannon to Oakland for Bob Jackson, Sonny Bishop and Dobie Craig.

September 13 – Rookie Sid Blanks sets AFL record with 91-yard TD run against New York at Houston.

December 18 – Sammy Baugh resigns as Oiler head coach.

December 20 – Oilers play final game in Jeppesen Stadium, defeating Denver 34-15 to end season with 4-10 record. Charles Hennigan catches 101st pass of season to set new all-time pro record.

December 22 – Hugh "Bones" Taylor named Oiler head coach as Sammy Baugh stays on staff as assistant.

1965

June 5 – Oilers announce they will not play in Harris County Dome Stadium because of "unrealistic lease agreement"; sign five-year lease with Rice University for use of Rice Stadium.

1966

January 13 – K.S. "Bud" Adams, Jr., names Don Klosterman as Oilers' Executive Vice-President and General Manager.

January 29 – Wally Lemm is named Oiler Head Coach by Dan Klosterman.

June 8 – Oilers sign Ernie Ladd; Commissioner awards Willie Frazier and Pete Jaquess to San Diego in compensation.

June 9 – The AFL and NFL announce plans to merge into one league by 1970. Common draft and championship game are scheduled immediately.

September 3 – Oilers open regular season play with 45-7 home victory over the Denver Broncos. Denver was held to no first downs, an AFL record.

1967

March 14 – First common draft between AFL and NFL; Oilers take

Michigan State All-America George Webster as their No. 1 choice.

April 2 – Oilers announce they will hold 1967 training camp at Schreiner Institute in Kerrville, Texas. Only third time in history Oilers will have trained outside Houston.

December 17 – Oilers clinch Eastern Division title with 24-17 win over San Diego at Rice Stadium and become first team to go from cellar to division title in one season, a feat accomplished with 15 rookies on the squad.

December 20 – Four Oilers are named to All-AFL team. DE Pat Holmes, CB Miller Farr, G Bob Talamini and rookie LB George Webster named to AFL elite unit.

December 23 – Oiler LB George Webster is unanimous choice as AFL's Defensive Rookie of the Year.

December 31 – Oakland Raiders break open close game in second quarter and defeat Oilers 40-7 in AFL Championship Game. The only Oiler touchdown comes in fourth quarter on pass from Pete Beathard to Charles Frazier.

1968

February 10 – Oiler owner K.S. "Bud" Adams, Jr., announces that the Oilers will move to the Harris County Dome Stadium for the 1968 season. Contract with Rice will be settled.

September 9 – Oilers play their first game in the Astrodome, a 25-21 loss to Kansas City before 45,083 fans, and become the first professional football team to play their home games in a domed stadium.

1969

January 25 – Oiler LB George Webster is one of four AFL players named to Pro Football Writers Association's first combined All-Pro team.

April 15 – Jim Norton, last of the original Houston Oilers, announces his retirement after nine years and Oiler owner K.S. "Bud" Adams, Jr., retires his No. 43 jersey.

December 14 – Oilers need victory over Boston in Astrodome to assure playoff spot as runner-up team in Eastern Division despite 5-6-2 record. Oilers come from behind to take 27-23 triumph.

December 21 – Oilers lose bid for championship in 56-7 loss to Oakland in playoff game. Daryle Lamonica hurls six TD passes for Raiders.

1970

January 15 – Oiler LB George Webster named to Pro Football Hall of Fame's All-Time AFL defensive unit. The three-year Oiler veteran was youngest player named to the team.

June 30 – Oiler veterans join NFL Players Association strike. Owners bar veterans from training camps. Dispute revolved around pension plan.

July 14 – Oilers open training camp at Schreiner Institute in Kerrville, Texas with only rookies reporting.

August 3 – Veterans report to training camp after settlement of NFL-NFLPA pension dispute.

November 1 – Oiler Head Coach Wally Lemm, who led Oilers to AFL title in 1961 and to Eastern Division title in 1967, announces he will retire at the end of 1970 season.

1971

January 21 – Oiler owner K.S. "Bud" Adams, Jr., names Ed Hughes to be the sixth head coach in Oiler history.

January 26 – Oilers trade RB Hoyle Granger, T Terry Stoepel and DE Charles Blossom to New Orleans for DT Dave Rowe and WR Ken Burrough.

January 28 – The Oilers, who pick third behind Boston and New Orleans in the college draft, select QB Dan Pastorini of Santa Clara in the first round and grab QB Lynn Dickey of Kansas State in the third round.

May 5 – Oilers name John W. Breen as general manager, replacing Bob Brodhead. Breen was the first employee hired by Oiler owner K.S. "Bud" Adams, Jr., in 1959 when the American Football League was formed.

December 12 – S Ken Houston ties all-time pro record for touchdowns on interceptions with theft against Buffalo in Oilers' 20-14 victory. Houston tied record of seven set by Erich Barnes and Herb Adderley.

December 19 – Oilers close out season with third straight victory by blasting San Diego 49-33 for highest point production since 1963. S Ken Houston establishes all-time pro record with two touchdowns on interceptions. The five-year veteran intercepted successive John Hadl passes in the third quarter and returned them for touchdowns of 35 and 29 yards to run his

HISTORICAL HIGHLIGHTS

career total to nine. His four returns of interceptions for TDs in one year is also an NFL record.

December 24 – Oiler DE Elvin Bethea and S Ken Houston are named to AFC Pro Bowl squad. It is second straight selection for Houston.

December 30 – Oilers name former Florida State and Rice University coach Bill Peterson as their new head coach.

1972

March 21 – K.S. "Bud" Adams, Jr., spearheads a drive which lands the 1974 Super Bowl game for Houston. The game will be played in Rice Stadium on January 13, 1974.

October 1 – Oilers stun Joe Namath and New York Jets 26-20 in the Astrodome for only victory of 1972 season.

1973

March 2 – Veteran coach and front office executive Sid Gillman accepts position of Executive Vice-President and General Manager of Houston Oilers, replacing John Breen, who retired.

October 16 – Bill Peterson is fired as head coach of Oilers after 48-20 loss to Denver, making Peterson's regular season record in 1 1/2 years 1-18. Sid Gillman assumes dual role of General Manager/Head Coach for the rest of year.

November 5 – Oilers win only game of 1973 season, 31-27, over Baltimore Colts as QB Lynn Dickey completes 22-of-32 passes for 340 yards and three touchdowns.

December 19 – Oiler DE Elvin Bethea named to Pro Bowl team for third straight year.

1974

January 18 – Sid Gillman announces decision to remain as General Manager/Head Coach for at least one more season, ending speculation that a new head coach would be named.

February 8 – Former New Orleans and New York Jets coach Ed Biles joins Oilers as defensive assistant.

March 7 – O.A. "Bum" Phillips, a veteran Texas high school and college coach who was with Sid Gillman at San Diego, is hired by Oilers as defensive coordinator.

August 28 – Oiler T John Matuszak tries to jump his contract and sign with World Football League Houston Texans. Oilers obtain temporary restraining order and present it to Matuszak at Texans' game with New York Stars. Matuszak is put on inactive list until trial.

September 9 – State District Judge Arthur Leshner grants temporary injunction against John Matuszak playing for any other team than Oilers until further court hearings. Matuszak remains on inactive list.

October 22 – Oilers trade John Matuszak and No. 3 draft choice to Kansas City for Curley Culp and draft choice, ending court battle.

BUM PHILLIPS

If ever there was a coach made for a team and a team that embodied their coach, it was the marriage between O.A. "Bum" Phillips and the Houston Oilers. A native of Orange, Texas, Phillips spent the majority of his first 15 years in coaching in the Texas high school ranks before moving up the ladder as a defensive coordinator in the college and pro level. He would join the Oilers as a defensive coordinator in 1974 and was named head coach in 1975, where he would remain through the 1980 season. Known for strolling the sidelines in his cowboy hat and boots, he was the face of the Oilers for six seasons (59-38 record) and saw the birth of the "Luv Ya Blue" era. In 1978, he led the Oilers back to the playoffs for the first time in 11 years with their march to the AFC Championship. The Oilers would again reach the AFC Championship game in 1979 and wild card round in 1980. Phillips was let go by the Oilers following the 1980 season.

LUV YA BLUE!

With Oiler fever in full bloom following the march to the AFC Championship game in the 1978 season, the team looked to tap into the frenzy with a marketing campaign that captured that team spirit. The result was the "Luv Ya Blue!" phrase that would sweep the area and be forever remembered with the 1979 and 1980 seasons. The phrase was trademarked by the team and became as popular as regular Oilers merchandise. The campaign included a song which was written and sung by Mack Hayes, a local musician and was performed before each game at the Astrodome during those seasons.

1975

January 25 – O.A. "Bum" Phillips named Oiler head coach by Sid Gillman, who says he will remain in single role as general manager.

February 14 – Sid Gillman leaves Oilers as general manager by mutual consent with owner "Bud" Adams. Bum Phillips adds title of general manager to head coaching duties.

October 19 – Oilers come from behind to defeat Washington 13-10 in Astrodome for first win ever over NFC team.

November 16 – Oilers get 20-19 win over Miami as Billy Johnson ties all-time pro record for return TDs in one season (4).

December 21 – Oilers close out finest season since 1962 with 21-10 win over Cleveland, giving Bum Phillips a 10-4-0 record in his first year as a head coach. Oilers set a new home attendance record, averaging 48,000 in seven home games.

1976

February 10 – Wade Phillips, son of Head Coach Bum Phillips, named to Oiler coaching staff as LB coach. Phillips had been an assistant at University of Kansas.

April 1 – Oilers lose Fred Hoaglin, Mark Cotney and Jesse O'Neal in NFL expansion draft.

April 2 – Oilers trade QB Lynn Dickey to Green Bay for QB John Hadl, CB Ken Ellis, draft choices and cash.

1977

October 9 – Oilers march into first place in the AFC Central Division after whipping Pittsburgh 27-10 at the Astrodome, but lose Dan Pastorini to an ankle and back injury.

November 13 – Oakland holds off Oilers 34-29 as Houston DE Elvin Bethea suffers a broken arm after playing in 135 consecutive games, a team record.

1978

January 7 – Owner K.S. "Bud" Adams, Jr., announces the appointment of Ladd K. Herzeg as Senior Vice-President and Chief Administrative Officer of the Houston Oilers.

January 24 – Curley Culp, Ken Burrough, Billy Johnson and Robert Brazile play for AFC on Pro Bowl team.

April 24 – Oilers trade three draft picks and TE Jimmie Giles to Tampa Bay for rights to 1978 number one draft selection in order to choose Texas All-America and Heisman Trophy winner Earl Campbell.

October 23 – Houston ends Pittsburgh's seven-game win streak with Monday night victory over the Steelers, 21-17. It marks Houston's first win ever on Monday Night Football.

November 12 – Houston comes from 23-0 deficit to capture 26-23 win over New England Patriots.

November 20 – Earl Campbell rushes for four touchdowns against Miami Dolphins in Oilers' 35-30 victory. Campbell's two Monday night appearances net him 7 of his 13 season TDs.

November 26 – Earl Campbell gains 100 yards rushing vs. Cincinnati before home crowd to tie NFL record for most 100-yard games by a rookie – 7 (ties Franco Harris and Don Woods). Also breaks Oiler single season records for most yards rushing (Hoyle Granger, 1,194 yards in 1967) and most rushing attempts (Charlie Tolar, 224 yards in 1962).

December 10 – Houston captures 17-12 decision over New Orleans Saints

HISTORICAL HIGHLIGHTS

EARL CAMPBELL

Tabbed the "Tyler Rose", Earl Campbell was a Texas high school legend who would go on to the University of Texas and earn the 1977 Heisman Trophy. The Oilers pulled off a draft blockbuster to acquire Campbell, trading four picks and TE Jimmie Giles to acquire the first pick in the 1978 draft from the Tampa Bay Buccaneers. Campbell made an immediate impact as a rookie, gaining 1,450 yards and scoring 13 touchdowns in his initial campaign and earning NFL Rookie of the Year and NFL Offensive Player of the Year honors. In one of the most famous performances in Monday Night Football history, Campbell gained 199 yards and scored four touchdowns on 28 carries against the Miami Dolphins in November of 1978. From 1978 to 1984 Campbell led the Oilers to three playoff appearances, gained 8,547 yards and earned five Pro Bowl invitations. During the 1984 season, Campbell was traded to New Orleans to be reunited with Bum Phillips for a first round draft choice. He was inducted into the Pro Football Hall of Fame in 1991.

to clinch berth in AFC Wild Card game versus Miami.

December 24 – Houston wins first playoff game since 1961 by defeating Miami 17-9 in the Orange Bowl.

December 31 – Oilers continue playoff march with 31-14 win against New England before 61,297 chilled fans in Foxboro, Mass.

1979

January 7 – Houston playoff dreams end as Pittsburgh takes 34-5 victory in AFC Championship Game. Oilers welcomed by 50,000 loyal fans in the Astrodome as radio station KILT sponsors homecoming.

January 30 – Earl Campbell, Elvin Bethea, Robert Brazile and Curley Culp represent Houston in the Pro Bowl in Los Angeles.

August 3 – Oiler T Greg Sampson undergoes brain surgery which signals the end to a promising career.

December 10 – Before national television audience, Houston defeats division nemesis Pittsburgh 20-17, giving Oilers spot in 1979 playoffs.

December 17 – Several Oilers lock up individual titles: Earl Campbell is NFL rushing champion for the second consecutive year; Mike Reinfeldt captures the crown for most interceptions in NFL with 12; Toni Fritsch is the most accurate field goal kicker, connecting on 21-25 attempts; and Jesse Baker leads the AFC in QB sacks with 15 1/2.

December 23 – In first playoff game played in Houston since 1962, Oilers defeat Denver Broncos 13-7. Key offensive players Earl Campbell, Dan Pastorini and Ken Burrough are all injured in the contest.

December 29 – Oilers defeat San Diego 17-14 without injured Earl Campbell, Dan Pastorini and Ken Burrough. Backup QB Gifford Nielsen plays conservative offense as Rob Carpenter, who was injured earlier in the week and was on crutches the night before the game, gains 67 yards rushing in his best effort of the season. The big star of the game is S Vernon Perry, as he intercepts an NFL-record four passes in a playoff game.

1980

January 6 – In a rematch of the 1978 AFC Championship Game, the Steelers win 27-13 in a game that saw a controversial call keep Mike Renfro from scoring what would have been the tying score late in third quarter.

January 7 – In the wee hours of the morning, the Oilers return from Pittsburgh to an excited throng of 70,000 people at the Astrodome.

January 28 – Six Oilers represent Houston in the Pro Bowl: RB Earl Campbell, T Leon Gray, PK Toni Fritsch, LB Robert Brazile, S Mike Reinfeldt and DE Elvin Bethea.

September 15 – Before the largest stadium crowd to ever witness an Oilers' game (80,243), Houston defeats the Browns in Cleveland Stadium 16-7. The game was also televised before a national audience on Monday Night Football.

October 14 – Oilers acquire All-Pro TE Dave Casper from Oakland for undisclosed draft picks.

October 19 – Earl Campbell becomes only the second RB in the history of the Oiler franchise to rush for over 200 yards in a single game when he leads the Oilers to a 21-14 triumph over Tampa Bay with 206 yards. Club rushing record for single game is 216 yards by Billy Cannon (Dec. 10, 1961 vs. New York Titans).

October 26 – Earl Campbell ties NFL record for most consecutive 200-yard games rushing (two) with 202 yards vs. Cincinnati in the Astrodome. Campbell now shares record with O.J. Simpson (Buffalo, 1973, 1976). Oilers defeat Bengals 23-3.

December 4 – Houston's defense shuts out the Pittsburgh Steelers 6-0. Toni Fritsch provides all the points the Oilers need with two field goals. This marked the third evening prime-time win of the season for the Oilers as the game was played in the Astrodome before a sellout crowd and a national television audience. It marked the first shutout registered by the Oilers since a 47-0 win over the Chicago Bears. (November 6, 1977).

December 21 – Oilers clinch third playoff spot in as many years with 20-16 victory over the Minnesota Vikings in the Astrodome. Earl Campbell sets NFL record by rushing for over 200 yards in single game four times in one season. He finishes season with 1,934 yards, second highest total in NFL history behind O.J. Simpson's 2,003 yards in 1973. The Oilers must wait until the final game of the season to see who their playoff opponent will be, as their 11-5 record equals that of division foe Cleveland, but Oilers become Wild Card participant due to tie-breaker procedures.

December 28 – Oilers season comes to an end with disappointing AFC Wild Card loss at the hands of the eventual Super Bowl champion Oakland Raiders. The loss marks the third consecutive year that the Oilers have been eliminated from the playoff picture by the eventual Super Bowl champions (Pittsburgh Steelers in both 1978 and 1979).

December 31 – K.S. "Bud" Adams Jr., relieves Bum Phillips of his duties as Head Coach and General Manager. Ladd K. Herzeg is promoted from post of Senior Vice-President/Chief Administrative Officer to the position of Executive Vice-President and General Manager of the Oilers.

1981

January 3 – announce the selection of Ed Biles as their new head coach. Biles had been Oilers' defensive coordinator since 1975.

February 8 – Dick Nolan, former Head Coach for the New Orleans Saints and the San Francisco 49ers, is named defensive coordinator.

February 15 – Mike Holovak is named as Assistant General Manager by the Oilers.

September 6 – Oilers defeat Rams at season opener at Los Angeles 27-20 as rookie Willie Tullis returns kickoff 95 yards for score in final minute of game. Win gives Ed Biles his first as head coach of NFL club.

1982

January 19 – Former All-Pro S Ken Houston returns to Oilers as defensive assistant assigned to work with the DBs. Houston had been All-Pro performer before being traded to Washington where he retired following 1980 season.

January 31 – Oilers open 2.5 million dollar training facility less than two miles from Astrodome. Owner-President K.S. "Bud" Adams, Jr., provides funds for what is considered one of top facilities in the NFL.

February 3 – Oilers announce new three-year contract with Mutual Broadcasting System for radio rights to Houston's games. KTRH-AM in Houston will serve as flagship station.

March 18 – Oilers announce that head coach Ed Biles has been given a contract extension.

April 28 – Oilers select Penn State G Mike Munchak in first round of NFL draft. It is the first number one choice in the draft that Oilers have had since Earl Campbell was selected in first round in 1978.

May 3 – Computer added to Oilers offices to assist club with player personnel, college scouting, ticket and business operations as well as many other functions within the organization.

September 17 – Oilers acquire QB Archie Manning from New Orleans Saints in one-for-one swap for T Leon Gray.

September 20 – NFL Players Association strike announced.

November 16 – Settlement of 57-day player strike announced by NFL Management Council and NFL Players Association.

1983

January 2 – Oilers fall to Cincinnati Bengals 35-27 to conclude 1982

HISTORICAL HIGHLIGHTS

regular season play in a game that was re-scheduled from November 14 (canceled due to players' strike).

January 25 – Chuck Studley joins Oilers as defensive coordinator after successful stints with San Francisco 49ers (Super Bowl champs following '81 season) and Cincinnati Bengals.

February 1 – Oilers perennial All-Pro DE Elvin Bethea decides not to retire following 1982 season and will return for his 16th year in the NFL, all with the Oilers.

February 2 – Oilers announce promotion of Mike Holovak from Assistant General Manager to VP/Player Personnel.

April 23 – The Oilers announce trade of their second pick in first round to Los Angeles Rams for the third pick overall in draft. Oilers receive Rams' fourth-round choice in 1983 and fourth-round choice in 1984 for moving down one notch in first round.

April 24 – The Oilers announce their second trade in as many days involving Oilers' first-round draft pick. Oilers trade third choice overall in first round to Seattle for ninth choice overall in first round plus Seahawks' second- and third-round picks in 1983 (combining trades of April 24-25, Oilers moved from second position in first round to ninth and acquired Seahawks' second- and third-round choice in 1983 and Rams' fourth round choice in 1983 and 1984, a total of four additional picks).

April 26 – Oilers select T Bruce Matthews from USC in round one of NFL draft with the ninth choice in the round. Also, for first time since 1969, the Oilers had each of their choices through the first nine rounds.

August 4 – In preseason opener, ceremonies honoring Elvin Bethea's 16 years with the club occur at halftime. Bethea's jersey, No. 65, will be retired at the conclusion of the season.

October 10 – Head Coach Ed Biles resigns after two and one-half years as head coach.

October 11 – The Oilers appoint Defensive Coordinator Chuck Studley as interim head coach.

October 20 – Oilers trade QB Archie Manning and TE Dave Casper to Minnesota for second- and fourth-round picks in 1984 draft.

December 18 – Oilers close season with 20-10 loss at Baltimore in what would be the Colts' final game played in Baltimore before moving to Indianapolis.

1984

January 3 – The Oilers name Hugh Campbell as new head coach.

January 30 – Announcement is made that Kay Dalton will remain as offensive coordinator and also that Jerry Glanville will become new defensive coordinator.

February 3 – The Oilers announce that they win the "recruiting war" for free agent QB Warren Moon.

February 10 – Entire organization loses tremendous friend with the passing of radio talk-show host John Breen. Breen was first employee hired by the Oilers in 1959 and served in numerous front office capacities, including General Manager and Director of Player Personnel.

May 1 – Oilers draft Dean Steinkuhler among a total of 14 players during the one-day marathon. Of the 14 players selected, 10 were defensive players.

September 6 – Oilers and City of Houston celebrate 25th season of professional football at "Silver Salute," which is held on the floor of the Astrodome. The black-tie gala consists of dinner, dancing and an auction with all proceeds benefiting the Ronald McDonald House. This date is also proclaimed "Houston Oilers Day" by Mayor Kathryn J. Whitmire.

October 9 – Oilers trade RB Earl Campbell to New Orleans Saints for first round choice in 1985 draft. The Oilers also obtain C Jim Romano from Raiders for Houston's third- and sixth-round picks in 1985.

October 26 – Oilers announce that KODA-FM will be new flagship station for Oilers' radio broadcasts beginning in 1985. The Oilers and KODA-FM sign a multi-year contract.

November 11 – Oilers defeat Chiefs 17-16 in Kansas City after losing opening 10 games of the season, as Hugh Campbell gets first win as NFL head coach.

December 2 – Houston defeats Steelers in overtime thriller 23-20 for third win in four weeks before home crowd. Joe Cooper kicks winning field goal with 5:53 elapsed in extra period. It is the first overtime loss in Steeler history.

December 12 – G Mike Munchak is selected to play in the AFC-NFC Pro Bowl game in Honolulu.

December 17 – Warren Moon completes his first NFL season with 3,338 yards passing, breaking the team record set by George Blanda in 1961 (3,330). Tim Smith's 1,141 yards receiving enabled him to become third player in Oilers' history to post consecutive 1,000-yard receiving seasons after gaining 1,176 in 1983. Bill Groman (1960-61) and Charlie Hennigan (1963-64) were the others.

1985

July 1 – The Oilers sign 1983 Heisman Trophy winner Mike Rozier. Rozier was selected by the Oilers in the first round of the 1984 Supplemental Draft of USFL players.

July 2 – WR Drew Hill is acquired by the Oilers in a trade with the Los Angeles Rams.

August 3 – The Oilers battle the New York Giants in the annual NFL Hall of Fame Game in Canton, Ohio, with the Giants winning 21-20. The game also makes radio history as the first stereo broadcast of an NFL game on KODA-FM.

December 9 – Hugh Campbell is relieved of his duties as head coach. The club names Defensive Coordinator Jerry Glanville as interim head coach for the season's remaining two games.

1986

January 2 – The Oilers release seven assistant coaches from their employment contracts: John Devlin, Joe Faragalli, Gene Gaines, Ken Houston, Bruce Lemmerman, Bob Padilla and Al Roberts.

January 20 – Jerry Glanville signs a five-year contract as Head Coach of the Oilers.

February 2 – G Mike Munchak starts for the AFC in the annual Pro Bowl in Honolulu, Hawaii.

April 29 – The Oilers select Purdue QB Jim Everett with their first selection in the 1986 NFL Draft. The team follows by selecting Louisville WR Ernest Givins in the second round and RB Allen Pinkett of Notre Dame in the third round.

September 18 – The Oilers trade QB Jim Everett, the third player selected in the 1986 draft, to the Los Angeles Rams in exchange for G Kent Hill, DE William Fuller, the Rams' number one draft choices in 1987 and '88 and L.A.'s fifth rounder in 1987.

December 21 – Houston concludes the 1986 season on a positive note, defeating the Buffalo Bills 16-7. WR Drew Hill catches five passes for 114 yards giving him 1,112 yards for the season as he joins rookie Ernest Givins (1,062 yards) to form the 19th tandem in NFL history to each surpass the 1,000-yard receiving mark. In addition, QB Warren Moon throws for 208 yards to finish the year with 3,489 yards and break his own single-season club record. PK Tony Zendejas connects on all three of his field goal attempts and his 22 three-pointers establishes a new Oiler high.

1987

July 1 – The Oilers announce plans to retire the No. 34 jersey of former RB Earl Campbell, the leading rusher in club history. The ceremony is scheduled for August 13.

October 4 – The Oilers win their first "replacement" game in Denver 40-10 as QB Brent Pease throws for 260 yards and a TD and LB Eugene Seale returns an interception 73 yards for a touchdown.

October 25 – With the players' strike over, the Oiler "regulars" return to action with a 37-33 win over the Falcons as RB Mike Rozier rushes for 144 yards while rookie WR Curtis Duncan catches two TD passes including the game-winner.

October 28 – First-round draftee FB Alonzo Highsmith ends his holdout by agreeing to a multi-year contract.

November 3 – The Oilers acquire veteran T Bruce Davis from the Raiders for what later becomes a 1988 second-round draft choice.

November 4 – T/G Bruce Matthews ends his holdout by agreeing to terms with the Oilers.

December 15 – Along with several prominent Houston business leaders, K.S. "Bud" Adams, Jr., holds a press conference to announce that the goal of marketing 75% of the new Columbia Suites by December 15 has been met.

December 23 – The Oilers place three players on the AFC Pro Bowl roster, their largest contingent since 1981. Chosen to play in the Honolulu all-star game are S Keith Bostic, G Mike Munchak and RB Mike Rozier.

December 27 – The Oilers clinch their first playoff berth since 1980 as they

HISTORICAL HIGHLIGHTS

defeat the Bengals 21-17 before an SRO crowd at the Astrodome. Rookie FB Alonzo Highsmith scores two TDs and QB Warren Moon throws his 21st scoring pass of the season. That marks the most TD passes by an Oiler since George Blanda tossed 24 in 1963.

1988

January 3 – In an AFC Wild Card Playoff, the Oilers defeat the Seahawks 23-20 in overtime on Tony Zendejas' 42-yard field goal.

January 10 – The Oilers' season ends as the Broncos defeat them 34-10 in an AFC Divisional Playoff before 75,968 fans in Mile High Stadium.

April 21 – The Oilers acquire DE Sean Jones from Raiders along with L.A.'s second-round draft choice. Houston gives up one of its first-round draft picks, a fourth-round selection and changes places with Raiders in the third round.

May 6 – The Oilers announce that they will hold training camp at Southwest Texas State University in San Marcos. SWTSU thus becomes the Oilers' eighth training camp site since the team's inception in 1960.

May 17 – Oilers re-assign Mike Holovak as Assistant to the General Manager.

November 7 – The Oilers appear on Monday Night Football for the first time since 1982 and defeat the Cleveland Browns 24-17.

December 14 – The rosters for the AFC-NFC Pro Bowl are released and feature eight Oilers: DE Ray Childress, WR Drew Hill, G Bruce Matthews, QB Warren Moon, G Mike Munchak and RB Mike Rozier.

December 24 – The Oilers beat the Cleveland Browns 24-23 in an AFC Wild Card Playoff Game as RB Allen Pinkett scores two touchdowns.

1989

January 1 – In an AFC Divisional Playoff Game, the Oilers drop a 17-10 decision to the Bills before 79,532 fans at Rich Stadium in Buffalo.

February 1 – Executive Vice-President/General Manager Ladd K. Herzeg announces his resignation.

February 2 – The Oilers announce the promotion of Mike Holovak to General Manager, replacing Ladd Herzeg. Also, under NFL's new "Plan B" free agency, 21 Oilers are left unprotected while 37 are protected.

February 22 – The Oilers name Kevin Gilbride to the post of Quarterbacks Coach. He joins the club after serving as Offensive Coordinator at East Carolina.

April 1 – The Oilers end up losing 15 players and signing seven under the NFL's first "Plan B" free agency system.

April 7 – The Oilers sign QB Warren Moon to a new long-term contract.

September 24 – Despite a sellout crowd in the first game in the newly-expanded Astrodome, the Oilers lose to the Buffalo Bills, 47-41 in OT.

October 1 – The Oilers defeat the Miami Dolphins 39-7 as QB Warren Moon completes a career-best 82.6% of his passes (19/23). In addition, Houston's defense holds Dolphin QB Dan Marino to his worst game as a starter (11/29, 103 yds.).

October 22 – The Oilers record the ninth shutout in club history and their first in nine years (spanning 132 games) with a 27-0 whitewash of the Pittsburgh Steelers. Pittsburgh manages just 132 total yards, the fewest yards allowed by Houston in 12 seasons.

December 3 – The Oilers win at Pittsburgh 23-16 despite a blizzard and windchill temperatures of -20 degrees. RB Lorenzo White's one-yard run with 21 seconds remaining wins it as the Oilers claim sole possession of first place after the season's 13th game, the latest the team has been in first place in a season since 1967.

December 10 – The Oilers honor their 30th Anniversary "Dream Team" while defeating the T.B. Buccaneers 20-17.

December 20 – G Bruce Matthews, QB Warren Moon and G Mike Munchak are named starters for the February 4 Pro Bowl.

December 23 – In a regular season finale battle for the AFC Central Division title, the Oilers lose to the Cleveland Browns 24-20 on RB Kevin Mack's TD with 39 seconds left. The Oilers fall short after battling back from a 17-0 deficit as QB Warren Moon establishes personal bests for attempts (51), completions (32) and yards (414, most since George Blanda's 418 in 1961). Oilers set all-time single season attendance record with 451,027 fans, eclipsing 411,652 in 1978.

December 31 – In an AFC Wild Card playoff game, the Oilers lose a 26-23 OT decision to the Pittsburgh Steelers as PK Gary Anderson kicks a 50-yard field goal. Houston WR Ernest Givins catches 11 passes for 136 yards and two TDs.

MOON ERA

In February of 1984, the Oilers won a recruiting battle for a five-time Canadian Football League champion quarterback named Warren Moon and by doing so, changed the future of the franchise. Houston had a leg up on the competition with the hiring of Hugh Campbell, who coached Moon for five seasons in Canada, just a month earlier. Moon would play 10 seasons for the Oilers and lead them to the playoffs in each of his final seven seasons (1987-93) with the team and earn six Pro Bowl invitations. Moon established many of the franchise's passing records, including career passing yards (33,685), career touchdowns (196), single season passing yards (4,690 in 1991), passing yards in a game (527 at KC in 1990) and career 300-yard passing games (38). His quick release, decision-making and mobility made him a perfect fit for the Oilers high-octane passing offense. Moon's reign at quarterback for the Oilers came to end with the advent of the salary cap prior to the 1994 season. Most of the Oilers' high-priced talent was released or traded away to comply with the new NFL structure, including Moon, who was traded to Minnesota in April 1994. In 2006, Moon became the first African-American quarterback to be inducted into the Pro Football Hall of Fame.

1990

January 6 – Jerry Glanville leaves his position as Oilers' head coach by "mutual agreement."

January 9 – Jack Pardee signs a five-year contract to become the 14th head coach in Houston Oiler history. Pardee joins the Oilers after enjoying a successful three seasons as the head coach at the University of Houston.

January 30 – The Oilers extend the contract of Executive Vice President/General Manager Mike Holovak. In addition, the team names former LBs Coach Floyd Reese to the newly-created position of Assistant General Manager and promotes Quarterbacks Coach Kevin Gilbride to Offensive Coordinator. Also, the team announces the signing of a multi-year contract that allows KTRH-AM/KLOL-FM to broadcast all Oiler football games beginning in 1990.

September 23 – The Oilers win their 1990 home opener 24-10 over the Indianapolis Colts as QB Warren Moon becomes the all-time leading passer in club history. Moon throws for 308 yards (plus three TDs) to surpass George Blanda's team record of 19,149 yards. The record fell on a third quarter seven-yard pass to WR Haywood Jeffires. WR Drew Hill catches ten passes for 123 yards to help key the victory.

October 14 – QB Warren Moon passes for 369 yards and a career-best five TDs as the Oilers hammer the Cincinnati Bengals 48-17. Moon thus becomes the first player in pro football history to throw for over 20,000 yards in two different leagues (21,228 in Canadian Football League).

December 9 – The Oilers shatter several team records while drubbing Cleveland 58-14. Included among the records set are most points in a game, in a quarter (31) and in a half (45). RB Lorenzo White ties a club mark with four rushing touchdowns, the first time that has been accomplished in the NFL in two years.

December 16 – The Oilers win a key road game, beating Kansas City 27-10 at Arrowhead Stadium. QB Warren Moon again supplies the big news, completing 27-of-45 passes for 527 yards. That represents the second-best single-game passing performance in NFL history. The record belongs to the Rams' Norm Van Brocklin, who threw for 554 yards against the New York Yanks on September 28, 1951. Moon had an opportunity to break the record but declined to do so based on the Oilers' comfortable lead. Almost overshadowed by Moon's effort was WR Haywood Jeffires catching nine balls for 245 yards (including an 87-yard TD), which marked the second best receiving day in Oiler history. Charles Hennigan had 272 receiving yards versus the Patriots on October 13, 1961.

December 19 – Six Oilers are named to the AFC squad for the Feb. 3 Pro Bowl. The six include starters G Bruce Matthews, QB Warren Moon and G Mike Munchak, plus reserves DT Ray Childress, WR Ernest Givins and WR Drew Hill.

HISTORICAL HIGHLIGHTS

RUN 'N SHOOT

Born in the 1970's under the offensive master "Mouse" Davis, the "Run 'N Shoot" offense and its concepts started to enter the NFL in the late 1980's. The Houston Oilers were one of the first teams to run the pass oriented offense that featured one running back and four wide receivers. The Oilers hired June Jones, a Mouse Davis disciple, in 1987 as quarterback coach and he integrated some of the "Run 'N Shoot" concepts into offense. Jones left following the 1988 season to join Wayne Fontes in Detroit. Kevin Gilbride, who also had worked with Davis, took over in 1989 and continued to mold the offense. With Jack Pardee's arrival as head coach in 1990, the Oilers offense became a full-time "Run 'N Shoot" offense, where in previous years it was only used in passing situations. During a three-year stretch (1990-92), the Oilers ranked first in the NFL in passing yards (avg. 4,485 passing yards per season) and second in total yards (avg. 5,954 yards per season). They set a then-franchise record for points scored in 1990 with 405. Warren Moon drove the offense and under his leadership the offense took flight and his receiving corps of Drew Hill, Haywood Jeffires, Ernest Givens and Curtis Duncan totaled unbelievable numbers as they tortured NFL defenses. Head coach Jack Pardee was relieved of his duties 10 games into the 1994 season and with that came the death of the "Run 'N Shoot" offense. New head coach Jeff Fisher moved the offense back to a conventional approach in 1995.

December 30 – Led by backup QB Cody Carlson, who played for the injured Warren Moon (dislocated thumb), the Oilers earn a Wild Card playoff berth by defeating the Pittsburgh Steelers 34-14 in the Astrodome. Carlson completes 22 of 29 passes for 247 yards and three TDs. With the victory, the Oilers end up in a three-way tie for first place with Cincinnati and Pittsburgh in the AFC Central.

1991

January 6 – The Oilers' 1990 season comes to a close as they are eliminated from the playoffs by the Cincinnati Bengals. Houston loses at Riverfront Stadium 41-14 in an AFC Wild Card game.

January 26 – It is announced that Earl Campbell has been voted into the Pro Football Hall of Fame. The announcement is made in Tampa, Florida. Campbell is to be enshrined on July 27.

May 17 – The Oilers and the City of San Antonio formally sign six-year contract which will allow the Oilers to hold training camp there. Trinity University is chosen as the host school.

September 16 – In a pre-game ceremony, Earl Campbell receives his Hall of Fame ring from Hall Executive Director Pete Elliott. In the game that follows, the Oilers defeat Kansas City 17-7 to signal the first 3-0 start in franchise history.

October 13 – In a 23-20 victory over the Jets at Giants Stadium, WR Haywood Jeffires ties Charlie Hennigan's 30-year-old team record for receptions in a game with 13 (186 yards). QB Warren Moon completes 35-of-50 passes for 423 yards, which is the fifth-best total in team annals. Also, WR Drew Hill surpasses Hennigan's 410 catches to become the all-time leading receiver in Oiler history.

November 3 – Despite a 16-13 OT loss at Washington, WR Drew Hill moves past WR Ken Burrough's 6,907 receiving yards to become the Oilers' all-time leader in that category.

November 10 – QB Warren Moon establishes career highs for completions (41) and attempts (56) as he throws for 432 yards, which is fourth best in team history, in Oilers' 26-23 OT victory over Dallas. Moon also passes Fran Tarkenton's 47,003 yards and moves into second place behind Ron Lancaster on all-time professional passing yards chart.

December 8 – The Oilers defeat the Steelers 31-6 in the Astrodome as Houston captures its first-ever undisputed AFC Central Division championship. QB Warren Moon throws for 254 yards and becomes just the third QB in NFL history (Miami's Dan Marino, San Diego's Dan Fouts) to have back-to-back 4,000-yard seasons.

December 15 – QB Warren Moon surpasses Dan Marino's NFL record

(378 in 1986) for completions in a season as the Oilers beat the Browns 17-14.

December 18 – Eight Oilers (tied NFL-best), including a league-high six starters are named to the AFC team for the February 2 Pro Bowl. The six starters include CB Cris Dishman, DE William Fuller, WR Haywood Jeffires, C Bruce Matthews, G Mike Munchak and LB Al Smith. DT Ray Childress and QB Warren Moon are also named to the squad although Childress was eventually unable to play because of a back/rib injury.

December 21 – WR Haywood Jeffires becomes just the fifth player in NFL history to record 100 receptions in a single season despite the Oilers' 24-20 road loss to the Giants. Coupled with Drew Hill's 90 catches, that pair's 190 represents the most receptions by two teammates in one season in league annals. In addition, QB Warren Moon eclipses Dan Marino's NFL record (623 in 1986) for attempts in a season. DE William Fuller registers his 15th sack of the season and thus becomes the first Oiler ever to lead the conference in that category.

December 29 – The Oilers defeat the New York Jets 17-10 in an AFC Wild Card playoff game before 61,485 fans in the Astrodome. S Bubba McDowell intercepts two key passes inside the Oiler five-yard line to preserve the win.

1992

January 4 – After leading for most of the game, the Oilers end up losing a 26-24 decision to the Denver Broncos in an AFC Divisional Playoff game in front of 75,301 fans at Mile High Stadium. PK David Treadwell's 28-yard field goal with 16 seconds left in the game proves to be the deciding points. The loss mars a great performance by Oiler QB Warren Moon, who completes 75% of his passes (27 of 36) for 325 yards and three touchdowns.

March 6 – The Oilers name Steve Underwood as General Counsel. Underwood joins the Oilers from the Houston firm of Caldwell and Hurst where he has handled most of the team's legal work since 1977.

August 1 – The Oilers defeat the Dallas Cowboys 34-23 in the American Bowl in Tokyo, Japan, which marks Houston's first game outside of the United States.

August 31 – The Oilers and QB Warren Moon reach agreement on a new multi-year contract that includes a settlement of a controversial escalator clause.

September 29 – The Oilers sign free agent WR Webster Slaughter to a two-year contract. Slaughter had been one of four players who were declared free agents by a Minneapolis judge on September 24.

October 11 – In a 38-24 win at Cincinnati, QB Warren Moon ties a personal best with five TD passes to eclipse George Blanda's team record for career touchdown passes (165, Moon now has 169). Also, WR Haywood Jeffires catches three TD passes to tie the franchise record, and RB Lorenzo White rushes for a career-best 149 yards.

October 18 – QB Warren Moon becomes the leading passer in professional football history by surpassing Ron Lancaster's 50,535 yards (in 19 years). After the Oilers' heartbreaking 27-21 loss at Denver, Moon now has 50,589 yards. Moon's total, accumulated in less than 15 seasons, includes 21,228 yards in the CFL and 29,361 yards in the NFL.

November 15 – In Houston's 17-13 win at Minnesota, QB Warren Moon suffers a fractured upper left arm on a fourth quarter hit by Viking S Vencie Glenn and misses the next five games. Despite the injury, Moon becomes just the 14th NFL QB to surpass 30,000 passing yards as he accomplishes that faster (125 games) than any player in league history except for Miami's Dan Marino (114 games).

November 26 – Subbing for the injured Warren Moon, QB Cody Carlson throws for a career-high 338 yards as the Oilers defeat the Lions 24-21 on Thanksgiving Day in Detroit.

December 11 – After being diagnosed with kidney cancer, Offensive Coordinator Kevin Gilbride undergoes surgery for the removal of his cancerous kidney. He misses two games as Receivers Coach Chris Palmer and injured QB Warren Moon help to handle Gilbride's game day responsibilities.

December 23 – An NFL-best nine Oilers earn Pro Bowl honors with four players designated as starters for the February 7 game. The starters include WR Haywood Jeffires, C Bruce Matthews, G Mike Munchak and LB Al Smith. The Houston reserves feature DT Ray Childress, WR Curtis Duncan, WR Ernest Givins, QB Warren Moon and RB Lorenzo White. The inclusion of Jeffires, Givins and Duncan represents the first time ever that

HISTORICAL HIGHLIGHTS

three receivers from the same team have been designated as Pro Bowlers. **December 20** – Shortly after their exciting, come-from-behind 17-14 win at Cleveland, the Oilers learn that they have clinched a playoff berth for the sixth straight season. That represents the longest current post-season streak in the NFL.

December 27 – As Houston routs Buffalo 27-3 in the regular season finale, WR Haywood Jeffires catches six passes to finish with 90 receptions. He thus leads the AFC in that category for the third straight season, becoming only the second player since the 1970 AFL-NFL merger to accomplish that feat.

1993

January 3 – The Oilers lose a 41-38 OT decision at Buffalo in an AFC Wild Card playoff game. QB Warren Moon completes 36 of 50 passes for 371 yards and four first-half touchdowns.

January 29 – The Oilers name Buddy Ryan as the team's defensive coordinator.

July 2 – NFL Commissioner Paul Tagliabue rules in a dispute between the Oilers and Washington. Tagliabue completes a trade which sends Washington LB Wilber Marshall to Houston in exchange for the Oilers' third-round draft choice in 1994 and their fifth-round selection in 1995.

November 21 – RB Gary Brown explodes for 194 rushing yards to lead Houston to its fifth consecutive win, a 27-20 victory at Cleveland. Brown's rushing total is the highest by any AFC back in three years and the most by an Oiler in 13 years. His back-to-back running sum of 360 yards is also the team's best in 13 seasons. Brown becomes the first NFL back in ten years to gain over 100 yards in his first two career starts.

November 28 – In the Oilers' 23-3 Astrodome victory over the Steelers, WR Ernest Givins passes Drew Hill's 480 catches to become Houston's all-time leading receiver.

December 5 – As Houston captures its seventh straight win with a 33-17 home decision over Atlanta, the Oilers' defense forces seven turnovers (including a team record-tying six interceptions) for its highest such total in 16 years.

December 14 – Oilers DT Jeff Alm commits suicide following the death of his best friend in a traffic accident. The Oilers hold a memorial service for their teammate the following day.

December 19 – The Oilers clinch their second outright AFC Central Division championship with a 26-17 win over the Steelers at Three Rivers Stadium. Houston thus cements a playoff berth for the seventh consecutive season, the longest current streak in the NFL. The Oilers also become just the second team since the 1970 AFL-NFL merger to go undefeated within the AFC's Central Division (also 1975 Steelers). Against Pittsburgh, PK Al Del Greco surpasses the team record of 115 points in a single season.

December 28 – G Mike Munchak establishes an Oiler record by being named to the Pro Bowl for the ninth time (Elvin Bethea had eight appearances).

1994

January 2 – The Oilers close the regular season with their club record 11th consecutive win, a 24-0 shutout of the Jets in the Astrodome. The winning streak is the longest in the NFL in nine years as the Oilers become just the fifth team in league history to close a season with 11 straight victories. The Oilers also set a franchise record with 12 wins for the season and go undefeated in both November and December for just the third time ever. Amazingly, RB Gary Brown finished with 1,002 yards in just eight starts.

January 27 – The Oilers promote Assistant General Manager Floyd Reese to the position of Executive Vice-President/General Manager. Reese succeeds Mike Holovak, who assumes the title of Vice-President/Player Personnel and Scouting.

February 9 – Houston names Jeff Fisher as its new Defensive Coordinator, replacing Buddy Ryan, who left the Oilers to become General Manager/Head Coach of the Arizona Cardinals.

April 13 – The Minnesota Vikings announce that they have reached an agreement to acquire QB Warren Moon from the Oilers in exchange for draft choices.

August 15 – The Oilers defeat the Dallas Cowboys 6-0 before 112,376 fans at Azteca Stadium in Mexico City. The in-house attendance is the largest ever for an NFL game.

September 4 – WR Ernest Givins becomes Oilers' all-time receiving yardage leader, surpassing Drew Hill's mark of 7,477. Givins would end the

season with 7,935 yards on 542 career receptions.

November 6 – G Mike Munchak, who announced his retirement on July 21, 1994 to join the Oilers under the title of Assistant to Football Operations, is honored by Oiler Owner/President K.S. "Bud" Adams, Jr., by having his No. 63 jersey retired at halftime ceremonies of Oilers-Steelers game.

November 14 – After a 1-9 start, Head Coach Jack Pardee and Assistant Head Coach/Offense Kevin Gilbride are relieved of their duties. Jeff Fisher is elevated to title of Head Coach/Defensive Coordinator.

December 24 – Houston closes out season with 24-10 victory over the N.Y. Jets for Fisher's first win as a head coach.

1995

January 5 – Oilers announce that Jeff Fisher will remain as head coach, officially becoming the 15th head coach in franchise history.

January 17 – As his first hire, Fisher brings in Jerry Rhome under the title of Offensive Coordinator.

March 3 – The Oilers jump into the free-agent pool and sign the NFL's all-time leading kickoff returner, Mel Gray. Gray joins the Oilers after successful stints with the Detroit Lions and New Orleans Saints.

March 7 – The team announces five-year contract with KHTV/Channel 39 to broadcast Oilers' preseason games. The pact reunites the team and KHTV, which carried Oilers preseason action in '89.

March 23 – Houston lures in one of the most coveted unrestricted free agents by signing C Mark Stepnoski from the Dallas Cowboys.

March 28 – The Oilers sign veteran QB Chris Chandler from the Rams.

April 22 – With the third overall choice in the draft, Houston selects Alcorn State QB Steve McNair.

July 25 – QB Steve McNair signs contract at press conference held at Oilers' training camp.

August 11 – Tennessee newspaper reports that Nashville Mayor Phil Bredesen is meeting with Oiler officials. Nashville is willing to build new stadium if it will attract a professional team. K.S. "Bud" Adams, Jr. and Bredesen execute an agreement that gives the City of Nashville a 70-day exclusive negotiating period with the Houston Oilers to build a stadium and relocate the team.

August 19 – Oilers-Chargers preseason game is canceled by NFL after field is deemed unplayable for safety reasons.

September 3 – The Oilers travel to Jacksonville and defeat the Jaguars 10-3 in the expansion team's inaugural game.

September 24 – QB Chris Chandler connects on 23 of 26 passes for 352 yards and four touchdowns, leading Oilers to a 38-28 win over the Bengals at Riverfront Stadium. Chandler's 88.46 completion percentage misses the NFL record by one completion. Chandler, who hooked up with rookie WR Chris Sanders on touchdown passes of 58 and 46 yards, is named AFC Offensive Player of the Week.

November 2 – Oilers' long-time equipment assistant Bill "Mojo" Lackey passes away after a massive stroke.

November 5 – Oilers win 37-10 over Browns and dedicate game to "Mojo" and his family. The win marks the Oilers' largest margin of victory at Cleveland since a 40-10 decision on Oct. 12, 1975.

November 12 – K.S. "Bud" Adams, Jr. and the Oilers announce the establishment of the Bill "Mojo" Lackey Memorial Award, which would be given to the player, coach or front office staff member that best exemplifies the qualities of the former equipment assistant. A \$10,000 check is given to the winner to be awarded to charity in his or her name.

November 16 – K.S. "Bud" Adams, Jr. and Nashville Mayor Phil Bredesen sign a relocation agreement to move the Oilers to Tennessee.

December 14 – G Bruce Matthews, S Blaine Bishop, CB Darryll Lewis and C Mark Stepnoski are selected to the Pro Bowl. Matthews sets the Oiler mark for consecutive selections with his eighth consecutive Pro Bowl honor.

December 17 – Paul "Hoss" Noska, equipment assistant, is honored with the first Bill "Mojo" Lackey Memorial Award.

1996

March 26 – Oilers sign veteran WR Willie Davis from the Kansas City Chiefs.

April 20 – After trading down in the first round (from 9th to 17th) to acquire extra picks from Oakland, General Manager Floyd Reese and Head Coach

HISTORICAL HIGHLIGHTS

McNAIR AND GEORGE

First round draft picks in consecutive years, QB Steve McNair (drafted in 1995) and RB Eddie George (drafted in 1996) became the centerpieces of a team that advanced to the playoffs in four of five years (1999, 2000, 2002, 2003). From 1997, McNair's first season as a starter, until Eddie George's final season as a Titan in 2003, the two combined to pull the franchise to new heights, including the team's first Super Bowl appearance (XXXIV).

The duo started in the same backfield 107 times during their seven seasons together and posted a 67-40 record (.626 winning percentage) in those games, and 5-4 in postseason. The 2003 season would be memorable for both as McNair was named Co-MVP of the NFL, becoming only the franchise's second player to garner the honor (Campbell in 1979) and George became the franchise's all-time leading rusher, passing Earl Campbell and becoming only the 17th running back to reach 10,000 career rushing yards.

Each player personified toughness with legendary stories told of McNair returning from injuries to lead his team to victory and George never missing a start in his eight year franchise career - 128 games - which represented the most consecutive starts in NFL history for a running back to start a career.

On June 12, 2019, Titans controlling owner Amy Adams Strunk announced that McNair's No. 9 jersey and George's No. 27 jersey would be retired by the club.

Jeff Fisher execute a trade with the Seattle Seahawks to move back up to the 14th spot in the 1996 draft to select Heisman Trophy winner Eddie George from Ohio State. Sent to the Seahawks in the trade was DT Glenn Montgomery.

April 30 – The National Football League approves the team's relocation to Nashville in a special owners' meeting held in Atlanta, Ga.

May 3 – Adding more weapons to the offense, the Oilers agree to terms with RB Ronnie Harmon from the San Diego Chargers.

May 7 – Voters of Davidson County in Nashville, Tenn., overwhelmingly approve a referendum held to decide on the use of public funding for a new downtown stadium.

October 20 – With a 22-yard field goal, K Al Del Greco sets the club record for most career field goals, surpassing K Tony Zendejas (117).

October 27 – Del Greco kicks the longest field goal in team history with a 56-yarder at the end of the first half versus the 49ers.

November 17 – In a clash with the Miami Dolphins, G Bruce Matthews becomes the Oilers' all-time leader in games played with his 211th contest, breaking Elvin Bethea's mark of 210. Matthews would go on to also set the team marks for most consecutive games played and started.

December 12 – G Bruce Matthews, S Blaine Bishop, C Mark Stepanoski and ST player John Henry Mills are selected to the Pro Bowl. Matthews extends the Oiler mark for consecutive selections (9) and ties G Mike Munchak for most overall selections (9).

December 15 – Oilers play their final game in Houston with a 21-13 loss to the Cincinnati Bengals in the Astrodome.

December 22 – RB Eddie George finishes the 1996 season with 1,368 yards rushing en route to Rookie of the Year accolades. In addition, George's ground totals were only 82 yards shy of RB Earl Campbell's rookie record of 1,450. On this day, George would also help the Oilers to a 24-21 win over the Baltimore Ravens for a franchise-best 6-2 road record.

1997

January 1 – The team promotes linebackers coach Gregg Williams to defensive coordinator.

January 3 – After relieving Jerry Rhome of his duties, the Oilers make wide receivers coach Les Steckel the team's offensive coordinator/quarterbacks

coach.

February 24 – Oilers trade QB Chris Chandler to the Atlanta Falcons for two 1997 draft choices (4th and 6th).

May 3 – City of Nashville holds ground-breaking ceremonies for the team's downtown stadium.

May 8 – After formulating an agreement earlier with Harris County (Houston), K.S. "Bud" Adams, Jr. and Astrodome USA owner Drayton McLane, Jr. reach a settlement for the final year of Oilers' lease at the Astrodome. Under appointed mediator Alice Oliver Parrott, the two sides clear the biggest step in the team's ability to play games in Tennessee for the 1997 season.

June 5 – Oilers reach agreement with Memphis Sports Authority, clearing the way for the team to play its games in the Liberty Bowl.

June 12 – Oilers hold press conference in Nashville to formally announce the club's intention to play the 1997 season in Tennessee, and introduce an inaugural patch and logo which merges the Oilers traditional "Oil derrick" with the Tennessee state flag.

July 18 – Oilers players report to Tennessee State University for their first training camp in the state of Tennessee. Also, Oilers sign DE Kenny Holmes, 1997 first-round selection, to a four-year contract.

July 19 – Oilers sign GM Floyd Reese to a four-year extension running through 2001 season.

August 2 – Oilers play first preseason game of 1997 season at Liberty Bowl in Memphis, falling to the New Orleans Saints 21-12.

August 9 – Oilers play their first ever game at Vanderbilt Stadium, an 18-12 preseason loss to Washington.

August 15 – Oilers move into their temporary training facility in Bellevue.

August 23 – Oilers promote Don MacLachlan to Executive Vice President of Marketing, Broadcasting, and Ticketing.

August 27 – Oilers sign free agent SS Blaine Bishop.

August 31 – Oilers open their inaugural season in the state of Tennessee with a 24-21 overtime win over the Oakland Raiders at Liberty Bowl. RB Eddie George ties Billy Cannon's franchise record for rushing yards in a game with 216 yards on 35 carries. With the game-winning field goal in overtime, K Al Del Greco becomes the Oilers all-time points leader, surpassing George Blanda's total of 596 points.

October 27 – In their first-ever trip to Arizona, the Oilers defeat the Cardinals 41-14.

November 27 – Oilers defeat Dallas 27-14 on Thanksgiving Day in front of a national-television audience. It marked the first regular season game in Texas for the Oilers since their move to Tennessee.

December 11 – G Bruce Matthews, RB Eddie George, and SS Blaine Bishop are selected to the Pro Bowl. Matthews extends the mark for consecutive selections (10) and surpasses G Mike Munchak for most overall selections (9).

December 14 – Oilers fall to the Baltimore Ravens 21-19 in the final game at Baltimore's Memorial Stadium. It marked the second time the Oilers closed the stadium, because on Dec. 18, 1983, the Oilers played at the Baltimore Colts in what would be their final game in Baltimore.

December 21 – Oilers close their inaugural season in Tennessee with an 8-8 record after a 16-6 win over Pittsburgh in Memphis.

1998

February 14 – Oilers agree to terms with free agent WR Yancey Thigpen from Pittsburgh.

February 19 – Oilers agree to terms with free agent P/K Craig Hentrich from Green Bay.

February 24 – Oilers reach agreement with Shelby County Sports Authority and Memphis Park Commission to be released from the final year of their lease at the Liberty Bowl.

March 4 – Oilers and Vanderbilt University reach tentative agreement for the Oilers to play at Vanderbilt Stadium for the 1998 season.

March 11 – Oilers agree to terms with free agent TE Jackie Harris from Tampa Bay.

April 16 – A tornado rips through Nashville, damaging three cranes and 10 portable trailers at the Oilers East Bank Stadium construction site.

April 18 – In the franchise's first draft as the Tennessee Oilers, the club selects WR Kevin Dyson from Utah with its first-round selection (16th

HISTORICAL HIGHLIGHTS

HOUSTON OILERS TO TENNESSEE TITANS

After trying unsuccessfully for many years to construct a deal with the city of Houston for a new football or multi-use stadium, Oilers owner K.S. "Bud" Adams, Jr. decided that moving his franchise to another city might be the only solution left to keep the team financially competitive. In the spring of 1995, research was completed and several cities were identified as desirable for relocation and at the top of the list was Nashville, Tenn.

In the summer of 1995, Adams contacted Nashville's mayor, Phil Bredesen, to see if the city would be interested in having the team relocate to the region. A 70-day exclusive negotiating period was agreed to and in November the two had signed a relocation agreement that would bring the Oilers to Nashville. In April of 1996, the NFL approved the team's relocation and on May 7th, the voters of Davidson County approved a referendum on using public funding for the new downtown stadium.

Dec. 15, 1996 would mark the Oilers final home game at the Astrodome in Houston – a 21-13 loss to Cincinnati in front of 15,131 fans. In May of 1997, the team reached a settlement with the Astrodome that let them escape the final year of the contract and allowing the team to play the 1997 season in Tennessee.

With the new stadium in Nashville still two years from completion, the team decided to play at Memphis' Liberty Bowl until the stadium was complete. The Tennessee Oilers opened their inaugural season in the state of Tennessee with a 24-21 overtime win over the Oakland Raiders at the Liberty Bowl in front only 30,000 fans.

The Oilers struggled with low attendance throughout the 1997 season and by March of 1998, the Oilers reached an agreement to play the 1998 season at Vanderbilt Stadium in Nashville. Crowds at Vanderbilt Stadium were an improvement from the previous year, but the team could only muster a 3-5 home mark. During the 1998 season, Adams announced the Oilers name would be retired and the team would be renamed the Titans as they entered their new stadium for the 1999 season.

In April of 1999, the team unveiled their new Titans uniforms and in August the team played its first game at Nissan Stadium (named Adelphia Coliseum at the time). The 1999 season ended with the franchise's first Super Bowl berth in the team's 40-year history. A total of 20 players endured the entire odyssey of playing in Houston in 1996, Memphis in 1997, Vanderbilt in 1998 and LP Field in 1999.



Bud Adams presents Nashville Mayor Phil Bredesen with an official team jersey.

overall) in the NFL Draft.

April 23 – Oilers finalize deal to play at Vanderbilt Stadium for the 1998 season.

May 15 – Oilers finalize deal to acquire land in MetroCenter for a permanent practice facility to be finished in the summer of 1999.

May 28 – Oilers reach agreement with Tennessee State University to hold the Oilers 1998 Training Camp on TSU's campus. It marks the first time in club history that the Oilers have had consecutive training camps outside the state of Texas.

July 29 – Owner K.S. "Bud" Adams, Jr., listens to the Tennessee fans and announces that he will change the name of the team. An advisory council is later formed to research names and a "Guess the Name" contest is introduced to fans to gain additional feedback.

Oct. 18 – Oilers win first home game in Nashville, a 44-14 victory over Cincinnati.

Oct. 29 – Former Oiler and nine-time Pro Bowl Guard Mike Munchak is announced among 76 nominees for the Pro Football Hall of Fame.

Sept. 12 – Oilers play first regular season home game in Nashville vs. San Diego Chargers.

Nov. 4 – First Oilers coach, Lou Rymkus, passes away at 78.

Nov. 14 – Oilers owner K.S. "Bud" Adams, Jr., announces that the Oilers will become the "Tennessee Titans" beginning in 1999. "We wanted a new nickname to reflect strength, leadership and other heroic qualities," Adams said.

Dec. 22 – Oilers owner K.S. "Bud" Adams, Jr., unveils new Tennessee Titans logo and colors, featuring the fire of the Titans and exemplifying power, strength, knowledge and excellence. "I feel we have developed a logo that fans throughout the state of Tennessee and around the country will embrace for years to come," Adams said.

Dec. 26 – Oilers era comes to end against Minnesota Vikings.

1999

January 1 – G Bruce Matthews and P Craig Hentrich earn All-Pro honors.

February 8 – G Bruce Matthews, P Craig Hentrich, RB Eddie George & TE Frank Wycheck represent AFC in Pro Bowl.

February 26 – Steve Walters (WR's) and Jim Washburn (DL) added to coaching staff.

April 13 – Titans unveil new uniforms and helmets before packed crowd at the new stadium.

April 17 – Titans make Florida DE Jevon Kearse their first selection in the 1999 NFL Draft.

May 3 – Veteran players tour stadium and practice facility. Mr. Adams presents pair of tickets to each stadium worker in appreciation of their hard work.

May 3 – George Henshaw promoted to Assistant Head Coach/Running game. Jim Schwartz added to staff as Defensive Assistant/Quality Control Coach.

May 8 – Final auditions determine first ever Titans cheerleading squad.

May 13 – 11-time Pro Bowl offensive lineman Bruce Matthews re-signs with team.

May 14 – Stadium lights turned on for 100-hour test.

May 17 – Titans announce that 1999 training camp will be held at Baptist



Eddie George, Frank Wycheck, Craig Hentrich and Blaine Bishop model the Titans' new uniforms in 1999.

HISTORICAL HIGHLIGHTS

HOME SWEET HOME

The newly-named Tennessee Titans opened their new stadium, Adelphia Coliseum (eventually to be named Nissan Stadium) with the regular season opener on Sept. 12, 1999 against the Cincinnati Bengals. The back and forth game would end with the Titans hanging on for a 36-35 win. The win would start a historic streak of 12 consecutive wins to open the new stadium. The 12 consecutive wins were the most in the modern era for a new stadium (Texas Stadium, 9 wins in 1971) and one short of the all-time record by the Buffalo Americans in 1920. The Titans first loss in their new home would come against the Baltimore Ravens on Nov. 12, 2000. The winning streak actually began in the spring of 1998, when a devastating tornado ripped through Nashville, but only gave a glancing blow to the under construction stadium and sparing it from destruction.

Sports Park in Bellevue.

May 18 – Stadium sod is laid down.

July 8 – Adelphia Coliseum name and logo are unveiled at a downtown ceremony.

July 23 – Titans name former Minnesota Senior Vice President Jeff Diamond President and Chief Operating Officer, and agree to terms with former Pittsburgh Pro Bowl quarterback Neil O'Donnell.

July 27 – The Titans sign their first-round draft selection, Florida DE Jevon Kearse, to a multi-year contract.

August 15 – The Tennessee franchise plays its first preseason game under the name Titans, a 22-20 loss at Kansas City. The game is the first in franchise history played in a uniform other than the Oilers.

August 27 – Titans defeat Atlanta, 17-3, in the first preseason game at Adelphia Coliseum.

September 2 – Owner K.S. "Bud" Adams, Jr. and his wife, Nancy, announce the creation of the Tennessee Titans Foundation, an organization established to serve the charitable interests of the state of Tennessee by providing financial support and other resources to non-profit organizations, enriching and strengthening communities throughout the state. Adams donates \$500,000 to start the foundation.



Faith Hill sings at inaugural game of the new stadium.

September 5 – Cornerback Darryll Lewis, the team leader in interceptions in each of the past five seasons, is released.

September 12 – Al Del Greco kicks a 33-yard field goal to lift the Titans to a 36-35 win over Cincinnati in the first regular season game and victory at Adelphia Coliseum. The win, in front of 65,272 fans, is the team's first as the Titans, and quarterback Steve McNair passes for a career-high 341 yards in the victory.

September 26 – The team wins its first road contest as the Titans, a 20-19 victory at Jacksonville sealed by a Samari Rolle interception in the end zone with under a minute remaining.

October 31 – Steve McNair returns after missing five games because of a back injury to lead the Titans to defeat the previously-unbeaten St. Louis Rams, 24-21 at Adelphia Coliseum. McNair is named Miller Lite NFL Player of the Week for his performance in the victory.

December 19 – Tennessee clinches the franchise's first playoff berth since 1993 with a 30-17 win over Atlanta at Adelphia Coliseum.

December 22 – G Bruce Matthews, RB Eddie George, DE Jevon Kearse and TE Frank Wycheck are named to the AFC team for the Pro Bowl. Matthews extends his franchise records for consecutive and overall selections (12), and Kearse becomes the first rookie defensive end

selected to the Pro Bowl in AFC history and the first in the NFL since 1978. **December 26** – Tennessee defeats Jacksonville for the fourth consecutive time, a 41-14 victory in which Steve McNair throws five touchdown passes. McNair earns his first AFC Offensive Player of the Week and his second Miller Lite NFL Player of the Week honor this season for his efforts. The win completes the first unbeaten home regular season in club history.

2000

January 8 – In a play known as the "Music City Miracle," Kevin Dyson returns a Frank Wycheck lateral on a kickoff return 75 yards for a touchdown, lifting the Titans to a 22-16 victory in the AFC Wild Card playoff game over the Buffalo Bills. The improbable play, which occurred with just 16 seconds remaining in the game, gives the franchise its first playoff win in Tennessee in addition to its first since 1993.

January 16 – Eddie George rushes for 162 yards, including a 68-yard touchdown run, as the Titans defeat the Indianapolis Colts, 19-16, in an AFC Divisional Playoff game at the RCA Dome.

January 23 – The Titans beat Jacksonville for the third time of the season and fifth consecutive time, using 23 second-half points en route to a 33-14 win at Alltel Stadium in Jacksonville. Steve McNair runs for two touchdowns and Derrick Mason returns a kickoff 80 yards in the win. The win sends Tennessee to its first Super Bowl in franchise history and its first AFC/AFL Championship since 1961.

January 30 – The Titans fall short in their quest to win Super Bowl XXXIV, as Kevin Dyson is stopped one yard short of the end zone on the final play of the game in a 23-16 St. Louis Rams victory.



Kevin Dyson races down the sideline in the Music City Miracle.



The Titans battle the Rams at Super Bowl XXXIV in Atlanta.

February 16 – The Titans sign unrestricted free agents LB Randall Godfrey (Dallas) and T Fred Miller (St. Louis).

March 7 – Mike Heimerdinger is named offensive coordinator, replacing Les Steckel.

March 13 – Craig Johnson (quality control/offense) and Ronnie Vinklerak (quality control/defense) are added to the coaching staff, while Jim Schwartz is promoted to linebackers coach.

June 15 – The Titans extend the contract of Head Coach Jeff Fisher and expand his title to Executive Vice President.

July 19 – The Titans extend the contract of RB Eddie George.

August 14 – The Titans host Monday Night Football for the first time since moving to Tennessee. A sell-out crowd of 68,072 at Adelphia Coliseum watch the Titans defeat St. Louis, 30-3, in a preseason Super Bowl XXXIV rematch.

October 16 – The Titans host their first regular season Monday Night Football game at Adelphia Coliseum, a 27-13 victory over the Jacksonville Jaguars.

November 12 – Tennessee's NFL record of 12 consecutive victories to

HISTORICAL HIGHLIGHTS

open a new stadium ends in a 24-23 loss to the Baltimore Ravens.

December 14 – S Blaine Bishop, RB Eddie George, T Brad Hopkins, DE Jevon Kearse, KR Derrick Mason, G Bruce Matthews, CB Samari Rolle and TE Frank Wycheck are named to the AFC team for the Pro Bowl. QB Steve McNair is added as an alternate, giving the Titans nine players on the Pro Bowl roster, the most for the franchise since nine players were selected in 1992.

December 17 – At Cleveland, Bruce Matthews passes brother Clay on NFL games played list at 279 games. Both are honored in pre-game ceremony.

December 25 – The Titans clinch the AFC Central Division Championship with a 31-0 victory against the Dallas Cowboys, earning a 13-3 record for the second-consecutive season and home-field advantage throughout the playoffs. The defensive unit finishes the season ranked first overall in the NFL.

2001

January 7 – Baltimore defeats the Titans, 24-10, in an AFC Divisional Playoff game at Adelphia Coliseum.

February 1 – Defensive coordinator Gregg Williams is hired as head coach of the Buffalo Bills.

February 2 – Jim Schwartz is promoted to defensive coordinator.

February 6 – Gunther Cunningham, former Kansas City Chiefs head coach, is named assistant head coach defense/linebackers.

February 22 – Everett Withers is named defensive backs coach.

March 2 – The Titans re-sign unrestricted free agent WR/KR Derrick Mason, who set an NFL record in 2000 with 2,690 all-purpose yards.

March 7 – The Titans agree to terms with unrestricted free agent K Joe Nedney from the Carolina Panthers.

March 8 – Former Pro Bowl safety Chuck Cecil is hired as defensive quality control coach.

March 28 – The Titans agree to trade their first pick (29th overall) in the 2001 NFL Draft to the St. Louis Rams for defensive end Kevin Carter.

April 21 – The Titans select DB Andre Dyson with their first selection (2nd round/60th overall) in the 2001 NFL Draft.

May 22 – The NFL announces its plans to realign divisions beginning in 2002, placing the Titans in the new AFC South with the Jacksonville Jaguars, Indianapolis Colts and expansion Houston Texans.

August 4 – Mike Munchak, Titans offensive line coach and former Houston Oilers guard, is inducted in the Pro Football Hall of Fame after being selected for enshrinement on Jan. 27.

September 25 – Former Nashville Kats (Arena Football League) Head Coach Pat Sperduto is hired as director of arena football league operations.

October 7 – Starting at center in Baltimore, Bruce Matthews plays in his 283rd NFL game and surpasses Jim Marshall for first place on league's all-time list for games played among non-kickers.

December 30 – Eddie George records a season-high 130 yards rushing against Cleveland, marking the 30th 100-yard game of his career. Additionally, George becomes the first RB in franchise history to post 200 career pass receptions.

2002

January 2 – Bruce Matthews is named to his 14th consecutive Pro Bowl, tying him with Merlin Olsen for the most Pro Bowl selections in league history. Jevon Kearse also is selected for the third consecutive year.

April 5 – The team begins its fifth annual Tennessee Titans Caravan. With 16 players plus staff participating, Titans Caravan V goes on to make 64 stops, including 27 schools, in Tennessee, Kentucky and Alabama over a two-week period.

April 20 – The Titans select DT Albert Haynesworth with their first pick (15th overall) in the 2002 NFL Draft.

April 30 – Titans owner K.S. "Bud" Adams announces that he has purchased an expansion Arena Football League team that will begin play in Nashville in 2004. The team will keep the name of the previous AFL team that played in Nashville, the Nashville Kats.

May 15 – The Titans reach an agreement with Citadel Communications to move the Titans' flagship radio station to Nashville's 103 WKDF (103.3 FM).

May 30 – Craig Johnson is promoted to quarterbacks coach. Ned James

is hired as offensive assistant.

June 4 – The Titans reach a tentative agreement with Adelphia Business Solutions to have Adelphia's name removed from the coliseum, pending court approval.

July 15 – Offensive lineman Bruce Matthews officially announces his NFL retirement from the offices of Titans owner K.S. "Bud" Adams, Jr., in Houston, Texas

September 7 – Titans owner Bud Adams unveils his team's PSL Founder's Club display at Coliseum.

December 1 – RB Eddie George becomes franchise's all-time leading rusher, passing Earl Campbell, in victory at New York Giants.

December 8 – Former Titans/Oilers offensive lineman Bruce Matthews is inducted into Titans' Hall of Fame and has his jersey retired during special halftime ceremony during Colts game.

December 22 – Titans clinch inaugural AFC South Division with 28-10 victory at Jacksonville.

December 29 – Titans go undefeated in inaugural AFC South division with 13-3 victory at Houston, securing a first-round bye in playoffs. The Titans become NFL's third team to advance to playoffs after starting their season 1-4.

2003

January 1 – QB Steve McNair finishes third in league MVP voting behind Rich Gannon and Brett Favre.

January 11 – Titans defeat Steelers 34-31 in bruising AFC Divisional Playoff Game.

January 19 – Titans play in franchise's fourth AFC Championship Game, but fall short at Oakland, 41-24.

January 25 – Former Houston Oilers DE Elvin Bethea named to the Pro Football Hall of Fame's 2003 class.

February 3 – Head coach Jeff Fisher coaches the AFC to a 45-20 victory in Pro Bowl.

February 7 – Titans president Jeff Diamond signs a new one-year contract.

April 26 – Titans select CB Andre Woolfolk with their first pick (28th overall) in the 2003 NFL Draft.

June 25 – Head coach Jeff Fisher agrees to terms on a long-term contract extension.

December 7 – Frank Wycheck becomes the fourth tight end in NFL history to record 500 career receptions in Tennessee's 29-27 loss at home to Indianapolis.

December 7 – WR Derrick Mason catches six passes for 64 yards at home vs. Indianapolis to record his third consecutive 1,000-yard receiving season.

December 18 – The NFL announces that four Titans are going to the 2004 Pro Bowl – QB Steve McNair (named the starter), along with LB Keith Bulluck, WR Derrick Mason, and P Craig Hentrich. OT Brad Hopkins would later be named to the Pro Bowl as a reserve.

December 21 – QB Steve McNair leads a miraculous comeback at Houston, throwing the game-winning touchdown to Drew Bennett with 17 seconds left in Tennessee's 27-24 victory on the road. In the process, McNair surpasses 3,000 passing yards for the season, joining Warren Moon as only the second QB in franchise history to do so four times.

December 28 – Recently re-signed QB Neil O'Donnell starts following injuries to Steve McNair and Billy Volek. He threw for 232 yards and a pair of touchdowns in Tennessee's season-ending 33-13 victory over the defending Super Bowl Champion Tampa Bay Buccaneers. It marked O'Donnell's last NFL game as he would announce his retirement following the season. Eddie George becomes the 17th running back in NFL history to record 10,000 rushing yards in the team's victory over the Bucs. George rushes for 87 yards to push him over the 1,000-yard rushing mark for the seventh time in his eight NFL seasons. It marked the final regular season game and the final home game for George as a Titan.



Joe Nedney's field goal beats Steelers.

HISTORICAL HIGHLIGHTS



Eddie George salutes the fans following his final home game as a Titan.

2004

January 2 – QB Steve McNair named NFL's co-MVP along with Colts QB Peyton Manning. Each player receives 16 votes from a national panel of 50 journalists.

January 3 – Titans defeat Ravens 20-17 in AFC Wild Card Playoff Game in Baltimore.

January 10 – Titans fall at New England in AFC Divisional Playoff Game, the coldest playoff game in franchise history (four degrees, minus 10 wind chill).

January 11 – K Gary Anderson, the NFL's all-time leading scorer (2,346 points), announces his retirement after 22 seasons.

January 20 – Titans owner K.S. "Bud" Adams re-assumes team president role after Jeff Diamond's contract expires.

January 23 – TE Frank Wycheck announces his retirement from the NFL after 11 seasons in the league.

April 24 – Titans select a league-high 13 players in the 2004 NFL Draft, including three players in the second round (the team traded its first-round pick) – TE Ben Troupe, DE Travis LaBoy and DE Antwan Odom.

July 22 – Titans release RB Eddie George.

September 11 – The Titans season opener at Miami is played on Saturday instead of Sunday due to impending Hurricane Ivan. Titans running back Chris Brown rushes for 100 yards in his first NFL start en route to the team's 17-7 victory.

October 11 – On Monday Night Football, Steve McNair quarterbacks the Titans to a 48-27 victory over Green Bay to give him 71 career wins as a starter, surpassing Warren Moon's previous franchise record of 70 victories. The 48 points set a Lambeau Field record for a visiting team. Also in the game, running back Chris Brown carries 27 times for 148 yards and two touchdowns, joining Stump Mitchell (St. Louis Cardinals) and Don Calhoun (New England Patriots) to become the third player in NFL history to gain 100 or more rushing yards in four of his first five NFL starts.


December 13 – Running back Chris Brown totals 91 yards against Kansas City to become the franchise's eighth player to eclipse 1,000 season rushing yards. He finishes the season with 1,067 yards on 220 carries.

December 19 – Titans quarterback Billy Volek becomes fourth quarterback in NFL history to pass for 400 or more yards in two consecutive games after passing for 426 yards against Kansas City (12/13) and 492 yards at Oakland (12/19). The 918-yard total is the second-best two-game total in NFL history behind Phil Simms' record of 945 yards (1985).

2005

January 28 – The Arena Football League's Nashville Kats begin play under owner K.S. "Bud" Adams, Jr., winning 47-38 at the Columbus Destroyers.

February 9 – University of Southern California assistant Norm Chow is hired as Titans offensive coordinator after a 32-year career in college football.



Steve McNair is named NFL co-MVP at the conclusion of the 2003 season.

February 21 – Titans part ways with six veterans – K Joe Nedney, DE Kevin Carter, CB Samari Rolle, RB/FB Robert Holcombe, T Fred Miller and WR Derrick Mason – due to salary cap concerns.

April 23 – Titans select West Virginia cornerback Adam "Pacman" Jones with the sixth overall pick in the 2005 NFL Draft.

May 6 – Titans owner K.S. "Bud" Adams, Jr. pledges \$600,000 over three years for scholarship program that provides money for college for one student-athlete from every high school in Tennessee.

September 6 – Through his foundation, quarterback Steve McNair organizes a relief drive for victims of Hurricane Katrina. Titans fans respond in droves, arriving at LP Field to fill over 20 tractor trailers worth of goods to be sent to the Gulf Coast region.

September 18 – Titans General Manager Floyd Reese becomes the first GM in team history to record 100 wins as the Titans defeat the Ravens by a score of 25-10.

October 9 – Head Coach Jeff Fisher becomes the 34th coach in NFL history and the first in franchise history to notch 100 wins as the Titans win at Houston by a score of 34-20. Also in the game, quarterback Steve McNair became the 49th player in NFL history and second player in franchise history to reach 25,000 career passing yards.

2006

February 12 – Titans defensive end Kyle Vanden Bosch plays in his first career Pro Bowl. In his first season with the Titans, Vanden Bosch finished fourth in the NFL with 12.5 sacks, the most by a team member since 1999.

February 24 – K.S. "Bud" Adams, Jr. is inducted into the Tennessee Sports Hall of Fame.

March 13-15 – After a delay to the start of the NFL year due to collective bargaining talks between the league and the NFL Players Association, the Titans strike quickly in the initial days of free agency. They agree to terms with four veteran unrestricted free agents – linebacker David Thornton (Indianapolis), wide receiver David Givens (New England), center Kevin Mawae (N.Y. Jets) and safety Chris Hope (Pittsburgh) – within a three day span.

April 29 – Titans select quarterback Vince Young out of the University of Texas with the third overall pick in the 2006 NFL Draft.

June 6 – Titans and Louisiana Pacific Corporation reach an agreement on a new naming rights sponsorship that calls for the team's home stadium to be named LP Field. LP obtains the naming rights for 10 years.

June 9 – Titans trade quarterback Steve McNair to the Baltimore Ravens in exchange for a fourth-round draft choice in 2007.

June 14 – Offensive tackle Brad Hopkins announces his retirement from the NFL. Hopkins retires after playing in 194 games, the third-most in franchise history at the time (Matthews, Bethea). His 188 starts were the second-most in team history for an offensive lineman (Matthews).

July 29 – Titans sign first-round pick, QB Vince Young.

August 26 – Steve Underwood promoted to Senior Executive Vice President/Chief Operating Officer.

September 3 – Titans bring back Robaire Smith after the defensive tackle was waived by Houston.

August 5 – Former Houston Oilers QB Warren Moon is inducted into the Pro Football Hall of Fame.

November 26 – Trailing 21-0 entering the fourth quarter, Vince Young leads the Titans to 24 unanswered points, posting the largest comeback by a rookie QB in NFL history. Rob Bironas' 49-yard field goal caps the stunning victory over the Giants at LP Field.

December 3 – Rob Bironas kicks franchise-long 60-yard field goal to beat the Colts, 20-17, at LP Field. The 60-yarder tied Steve Cox and Morten Andersen for the fourth-longest field goal in NFL history.

December 10 – Vince Young returns to his hometown and runs for a 39-yard touchdown in overtime to defeat the Texans, 26-20, at Reliant Stadium.

December 31 – Titans exercise 2007 option on head coach Jeff Fisher's contract.

2007

January 3 – Vince Young named the Associated Press Offensive Rookie of the Year.

HISTORICAL HIGHLIGHTS

January 5 – After 13 seasons at the helm, Floyd Reese resigns as general manager of the Titans.

February 1 – Vince Young named Diet Pepsi NFL Rookie of the Year.

February 3 – Former offensive lineman Bruce Matthews becomes the first franchise player that wore the Titans uniform to be voted into the Pro Football Hall of Fame.

February 10 – Vince Young becomes the first rookie quarterback in NFL history to play in the Pro Bowl.

February 12 – Titans name former Oilers safety Mike Reinfeldt the team's new General Manager.

February 28 – Vincent Marino hired from NFL office as Senior Director of Football Administration.

April 10 – NFL suspends Adam "Pacman" Jones for 2007 season.

April 23 – Titans hire Lake Dawson as Director of Pro Personnel.

April 28 – Titans select Texas DB Michael Griffin with the 19th overall pick in the NFL Draft.

May 3 – Titans announce they will conduct 2007 training camp at Baptist Sports Park.

August 4 – Bruce Matthews inducted into Pro Football Hall of Fame.

August 4 – NFL Commissioner Roger Goodell visits Titans training camp.

September 24 – Keith Bulluck intercepts a career-high three passes as the Titans cruise to a 31-14 victory at New Orleans on Monday Night Football.

October 21 – Rob Bironas kicks an NFL-record eight field goals, including a game-winning 29-yarder, as the Titans defeat the Houston Texans 38-36 at Reliant Stadium.

December 30 – Titans win last three regular season games, including a 16-10 victory at Indianapolis in the season finale to clinch the AFC's final playoff spot and the team's first postseason berth since 2003.

2008

January 6 – Vince Young becomes the youngest quarterback in franchise history to start in playoffs as the Titans fall 17-6 at San Diego in an AFC Wild Card game.

January 15 – Titans release offensive coordinator Norm Chow of his duties.

January 17 – Titans hire Mike Heimerdinger as offensive coordinator.

February 10 – Albert Haynesworth, Kyle Vanden Bosch and Rob Bironas play in Pro Bowl.

February 20 – Titans use franchise tag on DT Albert Haynesworth.

February 27 – Titans agree to terms with WR Justin Gage to long-term contract.

March 6 – Titans sign former Eagles DE Jevon Kearse as unrestricted free agent.

March 12 – Titans sign former Jets WR Justin McCareins as an unrestricted free agent.

March 27 – Veteran guard Benji Olson announces retirement after 10 NFL seasons.

April 5 – Titans unveil new logo to celebrate team's 10th anniversary.

April 17 – Titans hold press conference honoring retirement of former franchise QB Steve McNair.

April 26 – Titans select East Carolina RB Chris Johnson with first pick (24th overall) in NFL Draft.

April 26 – Titans trade CB Pacman Jones to Dallas Cowboys for fourth-round draft pick and additional considerations (resulted in 4th-round pick in 2009 from Titans to Cowboys).

July 25 – The Titans reach a one-year contract agreement with franchised free agent defensive tackle Albert Haynesworth.

September 7 – On the same day Titans owner K.S. "Bud" Adams, Jr. is added to the Titans/Oilers Hall of Fame, he unveils a Titans/Oilers Ring of Honor at LP Field during the season opener against Jacksonville. The initial members of the Ring of Honor include Adams, Elvin Bethea, George Blanda, Earl Campbell, Mike Holovak, Ken Houston, Mike Munchak, Jim Norton, Warren Moon and Bruce Matthews.

September 21 – Cornerback Cortland Finnegan sets a club record with a 99-yard INT return for a TD in a win against the Houston Texans.

September 28 – A 30-17 victory over the Minnesota Vikings at LP Field gives the Titans four consecutive wins to open the season for the first time in franchise history.

October 19 – In a 34-10 victory at Kansas City, the Titans set a franchise rushing record with 332 rushing yards, including 168 yards by Chris Johnson and 149 yards by LenDale White.

October 27 – At halftime of a Monday night game against the Colts at LP Field, the Titans induct Steve McNair, Eddie George and Frank Wycheck to the Titans/Oilers Hall of Fame and the Ring of Honor.

November 2 – On a day in which the Titans win in overtime against the Green Bay Packers, the club celebrates its 100th consecutive sellout at LP Field, including every preseason, regular season and playoff game from the time the stadium opened in 1999.

November 16 – With a 24-14 win at Jacksonville, the Titans win their 10th consecutive game to open the 2008 season and their 13th consecutive regular season game dating back to the last three regular season games of 2007.

November 27 – At Detroit on Thanksgiving, the Titans defeat the Lions 47-10, the team's seventh-highest margin of victory of all-time and Detroit's highest margin of defeat on Thanksgiving.

December 7 – The Titans clinch the AFC South title with a 28-9 victory over the Cleveland Browns at LP Field. It is the ninth division crown in club history.

December 16 – Six Titans are selected to the Pro Bowl – center Kevin Mawae, left tackle Michael Roos, running back Chris Johnson, defensive tackle Albert Haynesworth, safety Chris Hope and cornerback Cortland Finnegan. Additionally, quarterback Kerry Collins and safety Michael Griffin are named to the roster at a later date as alternates.

December 31 – The Titans defeat the Pittsburgh Steelers 31-14 to secure home-field advantage throughout the AFC Playoffs and tie the franchise record for most regular season wins (13).

2009

February 1 – Nancy Adams, co-owner, vice chairman of the board and wife of K.S. "Bud" Adams, Jr., passes away in Houston at the age of 84.

February 12 – Chuck Cecil is elevated from secondary coach to defensive coordinator, replacing Jim Schwartz, who was hired as head coach by the Detroit Lions.

February 27 – The Titans re-sign unrestricted free agent quarterback Kerry Collins.

April 1 – The Titans unveil a new logo to celebrate the club's 50th season, incorporating the Oilers' oil derrick logo with the fireball logo and the number 50.

March 2 – The Titans sign unrestricted free agent wide receiver Nate Washington from the Pittsburgh Steelers.

April 25 – The Titans select Rutgers WR Kenny Britt with the 24th overall selection in the 2009 NFL Draft, the first of 11 Titans draft choices.

July 4 – Former Titans quarterback Steve McNair is shot and killed in Nashville.

July 8-9 – The Titans open LP Field to the public for fans to pay their respects to Steve McNair. On July 9, a memorial service is held at Mt. Zion Baptist Church in Whites Creek, Tenn.

July 11 – After a funeral service at Reed Green Coliseum in Hattiesburg, Miss., Steve McNair's body is laid to rest at Griffith Cemetery, approximately 20 miles from his home in Mt. Olive, Miss.

August 3 – The Titans celebrate the 50th anniversary (Aug. 3, 1959) of K.S. "Bud" Adams, Jr.'s announcement of Houston's entry in the American Football League.

August 6 – The Titans announce that they will wear a "9" helmet sticker during the season to honor the late Steve McNair. The sticker appears on the back of the helmet and remains in place throughout the entire 2009 season.

August 9 – In a 21-18 Hall of Fame Game victory over the Buffalo Bills in Canton, Ohio, the Titans debut their 50th anniversary "legacy" uniforms.



Jevon Kearse celebrates the Titans' 10-0 start in 2008.

HISTORICAL HIGHLIGHTS

They wear the uniforms a total of four times in 2009.

September 10 – The Titans open the season with a 13-10 overtime loss at Pittsburgh in the NFL's Thursday night season opener.

October 18 – The Titans suffer the worst loss in franchise history at New England, losing 59-0 in their sixth consecutive loss to open the season. After a bye the next week, they win five consecutive games and finish at 8-8, becoming the only team in NFL history to win more than six games after starting the season at 0-6.

November 1 – At LP Field, Chris Johnson rushes for 228 yards in a victory over the Jacksonville Jaguars to set a new franchise single-game rushing record.

November 29 – Quarterback Vince Young leads a 99-yard drive in the final minutes of a game against the Arizona Cardinals to give the Titans a 20-17 win at LP Field. Young connects with rookie wide receiver Kenny Britt on a 10-yard touchdown pass as time expires.

2010

January 3 – With a 134-yard rushing performance in the season finale at Seattle, running back Chris Johnson becomes the sixth player in NFL history to reach 2,000 rushing yards in a season. Totaling 2,006 yards on 358 carries, he joined Eric Dickerson, Jamal Lewis, Barry Sanders, Terrell Davis and O.J. Simpson as the only players to accomplish the feat. He also set a new team single-season rushing record (Earl Campbell), and he became the NFL's new single-season leader in total yards from scrimmage (2,509), surpassing Marshall Faulk's former record. The Titans defeat the Seahawks 17-13.



Johnson poses with offensive players and coaches after becoming just the sixth player in NFL history to reach 2,000 yards rushing in a season.

January 13 – Running back Chris Johnson is named Associated Press NFL Offensive Player of the Year.

February 18 – The Titans' all-time leading punter, Craig Hentrich, announces his NFL retirement.

April 22 – The Titans select Georgia Tech defensive end Derrick Morgan with the 16th overall pick in the NFL Draft.

October 24 – The Titans open the season with a 5-2 start after defeating the Philadelphia Eagles 37-19. Wide receiver Kenny Britt amasses the fifth-most receiving yards in franchise history with 225 yards on a career-high seven receptions with three touchdowns.

November 21 – Marc Mariani returns a punt 87 yards for a touchdown against Washington becoming just the second Titans/Oilers player to record a punt return and a kickoff return for touchdowns in the same regular season.

2011

January 21 – The Titans release defensive coordinator Chuck Cecil of his duties.

January 28 – The Titans and head coach Jeff Fisher agree to part ways.

February 7 – The Titans name Mike Munchak the 16th head coach in franchise history.

February 8 – The Titans release offensive coordinator Mike Heimerdinger of his duties.

February 12 – The Titans hire Jerry Gray as defensive coordinator.

February 15 – The Titans hire Chris Palmer as offensive coordinator.

March 4 – The Collective Bargaining Agreement between the NFL and the Players Association expires.

March 11 – NFL players are locked out of team facilities due to the collective bargaining stalemate between the clubs and NFL Players Association.

April 28 – The Titans select Washington quarterback Jake Locker with the eighth overall pick in the NFL Draft.

July 25 – The lockout ends after a new CBA is reached.

July 28 – The Titans terminate quarterback Vince Young's contract.

July 29 – On the day players report to training camp, the Titans sign unrestricted free agent quarterback Matt Hasselbeck. In total, within a week of the lockout ending, the Titans sign contracts with nine draft choices, 14 rookie free agents, three restricted free agents and eight unrestricted free agents.

September 1 – The Titans and Chris Johnson agree to terms on a new, multi-year contract, ending the running back's holdout.

September 18 – Mike Munchak notches his first victory as a head coach as the Titans defeat the Baltimore Ravens 26-13 at LP Field.

October 19 – The Titans and Nashville Mayor Karl Dean announce proposed renovation plans for LP Field, including much larger and sharper video screens, a greatly enhanced sound system, elevators to provide service for upper deck seat holders, and general improvements to LP Field infrastructure. The team announces that the improvements would not require new revenues, but instead will be covered by user fees already being collected.

December 7 – Metro Council approves a bond issuance of up to \$28 million to finance renovations at LP Field.

2012

January 1 – With a 23-22 victory in the season finale at Houston, the franchise records its 400th all-time win in the regular season and playoffs, all under the ownership of K.S. "Bud" Adams, Jr. In the victory, Matt Hasselbeck eclipses 3,500 passing yards on the season and Nate Washington reaches the 1,000-yard receiving mark. Additionally, Chris Johnson records 1,000 rushing yards for the fourth consecutive season.

January 18 – The Titans elevate Mike Reinfeldt to senior executive vice president/chief operating officer and Ruston Webster to executive vice president/general manager. Lake Dawson is promoted to vice president of player personnel.

February 4 – Titans Owner K.S. "Bud" Adams, Jr. is named the first winner of the NFL's Salute To Service Award. Adams is recognized at the NFL Honors event for his outstanding efforts in supporting U.S. service members and veterans.

March 5 – The Titans use the franchise tag on safety Michael Griffin, who was scheduled to become an unrestricted free agent on March 13.

April 26 – The Titans select Baylor wide receiver Kendall Wright with the 20th overall pick in the 2012 NFL Draft.

June 19 – The Titans reach an agreement with franchise player Michael Griffin on a long-term contract.

July 30 – Wide receiver O.J. Murdock is found dead in Tampa, Fla., of a self-inflicted wound.

August 3 – Former Titans linebacker Keith Bulluck announces his retirement from the NFL during a press conference at Baptist Sports Park.

September 9 – Quarterback Jake Locker records his first career NFL start, as the Titans fall to the Patriots 34-13 in the season opener.

September 23 – In a 44-41 overtime victory over the Detroit Lions, the Titans become the first team in NFL history to score five touchdowns of 60 yards or longer in a game, reaching the end zone on a punt return by Tommie Campbell, a kickoff return by Darius Reynaud, a fumble return by Alterraun Verner and touchdown receptions by Jared Cook and Nate Washington. Locker passes for 378 yards in his first career win as a starter.

November 26 – The Titans dismiss offensive coordinator Chris Palmer and name quarterbacks coach Dowell Loggains as the new offensive coordinator.

December 17 – In a 14-10 victory over the New York Jets on *Monday Night Football*, Chris Johnson sets a franchise record with a 94-yard touchdown run.

HISTORICAL HIGHLIGHTS

December 30 – The Titans defeat the Jacksonville Jaguars 38-20 and become the first team in NFL history with two punt return touchdowns (both by Darius Reynaud) and two interception return touchdowns (both by Zach Brown) in the same game. They also become only the second team in NFL history with four total return touchdowns in a game.

December 31 – Mike Reinfeldt is dismissed as senior executive vice president/chief operating officer.

2013

February 2 – Former Oilers defensive tackle Curley Culp is selected for enshrinement in the Pro Football Hall of Fame.

February 7 – The Titans add Gregg Williams to the coaching staff as senior assistant/defense.

March 14 – The Titans sign tight end Delanie Walker as an unrestricted free agent from the San Francisco 49ers.

April 1 – Former Oilers head coach Jack Pardee passes away.

April 25 – The Titans select Alabama guard Chance Warmack with the 10th overall pick in the 2013 NFL Draft.

July 11 – Titans team headquarters is renamed Saint Thomas Sports Park after Saint Thomas Hospital announces it is renaming its Baptist Hospital properties.

October 18 – Former Oilers head coach Bum Phillips passes away.

October 21 – At his home in Houston, Titans Founder, Owner, Chariman of the Board, President and CEO K.S. "Bud" Adams, Jr. passes away from natural causes at the age of 90. Called a "pioneer and innovator" by NFL Commissioner Roger Goodell upon his death, Adams was in his 54th year leading the organization.

October 28 – K.S. "Bud" Adams, Jr. is entombed at Forest Park Westheimer Cemetery in Houston.

October 29 – The Titans announce Tommy Smith will be team president and chief executive officer; Susie Adams Smith and Amy Adams Hunt will serve as co-chairpersons; and Kenneth Adams IV will join the Titans board as a director.

2014

January 4 – The Titans and head coach Mike Munchak agree to part ways.

January 13 – San Diego Chargers offensive coordinator and former Arizona Cardinals head coach Ken Whisenhunt is hired as the 17th head coach in Titans/Oilers history.

April 4 – The Titans release running back Chris Johnson.

May 8 – The Titans select Michigan tackle Taylor Lewan with the 11th overall pick in the 2014 NFL Draft.

2015

March 20 – President and CEO Tommy Smith announces he is retiring from that role. The Titans begin the search process for a new team CEO/president and install Steve Underwood as interim president.

April 30 – The Titans select Oregon quarterback Marcus Mariota with the second overall pick in the 2015 NFL Draft.

June 25 – The Titans and Nissan announce a 20-year agreement to rename the team's home venue Nissan Stadium.

September 1 – Following a bout with cancer, 85-year-old Titans scout C.O. Brocato dies. Brocato spent 40 years with the organization after joining the club in 1975.

September 13 – Quarterback Marcus Mariota makes his regular season debut, completing 13 of 15 passes for 209 yards with four touchdowns and no interceptions (158.3 passer rating). He becomes the second rookie in NFL history to throw four touchdown passes in a season opener, joining Fran Tarkenton (1961).

November 3 – The Titans relieve head coach Ken Whisenhunt of his duties and name assistant head coach/tight ends Mike Mularkey as interim head coach for the remainder of the season.

2016

January 4 – The Titans relieve general manager Ruston Webster of his duties. Steve Underwood is named as the team's president and chief executive officer on a permanent basis, with the interim tag removed from his title.

January 14 – The Titans hire Tampa Bay Buccaneers director of player personnel Jon Robinson as general manager.

January 16 – Mike Mularkey is named as the 18th head coach in franchise history, taking over the role after serving the final nine games of 2015 as the interim head coach.

April 14 – Two weeks prior to the 2016 NFL Draft, the Titans trade the first overall pick to the Los Angeles Rams. The Titans also deal a fourth-round pick and a sixth-round pick in the deal. In exchange, the Titans receive a first-round pick (15th overall), a pair of second-round picks and a third-round pick in 2016, plus the Rams' 2017 first- and third-rounders.

December 20 – Running back DeMarco Murray, tight end Delanie Walker, tackle Taylor Lewan, outside linebacker Brian Orakpo and defensive tackle Jurrell Casey are named to the Pro Bowl, giving the Titans five or more Pro Bowl selections for the first time since 2008.

2017

January 5 – Jon Robinson is promoted to executive vice president/general manager.

April 27 – The Titans select wide receiver Corey Davis (fifth overall) and cornerback Adoree' Jackson (18th overall) in the first round of the 2017 NFL Draft, marking the first time the team makes two picks in the first round since 1987.

December 19 – Defensive tackle Jurrell Casey, punter Brett Kern and tackle Taylor Lewan are named to the Pro Bowl. Safety Kevin Byard, special teamer Brynden Trawick and tight end Delanie Walker are later named to the squad, giving the Titans five or more Pro Bowl selections in consecutive seasons.

December 31 – The Titans clinch their 22nd playoff berth in franchise history with a 15-10 victory over the Jacksonville Jaguars in the regular season finale at Nissan Stadium.

2018

January 6 – The Titans open the NFL postseason with a 22-21 win over the Kansas City Chiefs at Arrowhead Stadium, giving the franchise its first postseason win since Jan. 3, 2004. After the Titans trailed 21-3 at the start of the second half, their victory tied for the second-largest comeback by a road team in NFL playoff history.

January 15 – The Titans and head coach Mike Mularkey agree to part ways.

January 20 – Houston Texans defensive coordinator Mike Vrabel is hired as the 19th head coach in Titans/Oilers history.

February 3 – Former Oilers outside linebacker Robert Brazile is elected to the Pro Football Hall of Fame (inducted Aug. 4, 2018).

April 4 – In downtown Nashville, the Titans unveil new uniforms in front of an estimated audience of 15,000-20,000 fans. The event marked the first significant uniform alterations for the club since 1999.



April 26 – The Titans select Alabama linebacker Rashaan Evans with the 22nd overall pick in the 2018 NFL Draft.

May 23 – In Atlanta at the annual Spring League Meeting, the NFL announces that the 2019 NFL Draft will take place in Nashville.

HISTORICAL HIGHLIGHTS

September 9 – The Titans and Dolphins open the 2018 season with a seven-hour, 10-minute contest, the longest NFL game since the 1970 merger. The game features two separate lightning delays that totaled three hours and 59 minutes.

October 21 – The Titans travel to London to face the Los Angeles Chargers at Wembley Stadium. The contest marks the franchise's first regular season game at an overseas location.

December 6 – Running back Derrick Henry sets a franchise record with 238 rushing yards and ties a franchise mark with four rushing touchdowns, including an NFL-record-tying 99-yard rushing score against Jacksonville.

December 20 – Defensive tackle Jurrell Casey, punter Brett Kern and tackle Taylor Lewan are named to the Pro Bowl.

2019

February 2 – Former Titans center Kevin Mawae is elected to the Pro Football Hall of Fame (inducted Aug. 3, 2019).

April 25-27 – The 2019 NFL Draft is held in downtown Nashville. Nashville shatters a draft record with more than 600,000 fans attending during the three-day event and sets another draft record with more than 47.5 million television viewers. For the city of Nashville, the event generated a record \$133 million in direct spending, a 79 percent increase over the previous draft in Dallas (\$74 million). The economic impact was another record-breaker at \$224 million, also a 79 percent increase over the \$125 million in 2018.



April 25 – The Titans select Mississippi State defensive lineman Jeffery Simmons with the 19th overall pick in the first round of the 2019 NFL Draft.

June 12 – Titans controlling owner Amy Adams Strunk announces that the franchise will retire Steve McNair's No. 9 jersey and Eddie George's No. 27 jersey.

July 30 – Titans controlling owner Amy Adams Strunk announces \$450,000 in grant funding to 10 local non-profit organizations in the spaces of education, African American history and culture, social justice, diversionary and re-entry programs, immigrant outreach and domestic violence and sexual assault. The National Museum of African American Music and the NAACP Freedom Fund each receive \$100,000 grants.

September 15 – During a halftime ceremony in a game against the Indianapolis Colts, the Titans retire Steve McNair's No. 9 jersey and Eddie George's No. 27 jersey.

November 13 – The Titans announce plans to begin a 60,000-square-foot expansion of Saint Thomas Sports Park, nearly doubling the footprint of the team's headquarters in Nashville.

December 13 – The Titans hold a groundbreaking ceremony for the expansion of Saint Thomas Sports Park. Controlling owner Amy Adams Strunk is joined by Tennessee Governor Bill Lee and U.S. Senators Lamar Alexander and Marsha Blackburn.

December 29 – The Titans conclude the 2019 season with a 35-14 victory at Houston. They finish the regular season 9-7 and clinch a wild card playoff berth. Derrick Henry rushes for 211 yards (fifth-most in franchise history) and three touchdowns, and in the process, he captures the 2019 NFL rushing title with 1,540 rushing yards. A.J. Brown's 124 yards in the game

make him the franchise's third 1,000-yard rookie receiver (Bill Groman and Ernest Givins).

2020

January 4 – The Titans defeat the New England Patriots 20-13 in a wild card game. Derrick Henry rushes for 182 yards to set a new franchise postseason record.

January 11 – The Titans defeat the Baltimore Ravens 28-12 in a divisional playoff game. Derrick Henry rushes for 195 yards to establish a franchise postseason record for the second consecutive week.



January 19 – The Titans play at Kansas City in their first AFC Championship Game since Jan. 19, 2003. Their playoff run comes to an end with a 35-24 loss to the Chiefs.

March 4 – The Titans Foundation and controlling owner Amy Adams Strunk announce a donation of \$1 million to The Community Foundation of Middle Tennessee following the devastation of an EF-3 tornado that swept through the region on the night of March 2-3. The NFL Foundation also contributes \$250,000. On March 6, Titans players and staff members volunteer with the cleanup and relief effort in Nashville.

March 15 – A new collective bargaining between the NFL and NFL Players Association is ratified. The agreement runs through the 2030 season.

March 15 – The Titans announce a multi-year contract extension with quarterback Ryan Tannehill.

March 16 – The NFL announces the postponement of all in-person offseason programs in response to the coronavirus pandemic. Teams are later given the option of conducting virtual offseason programs but are prohibited from gathering at team facilities for the duration of the offseason.

March 16 – The Titans place the franchise tag on running back Derrick Henry and later come to terms on a long-term contract agreement.

April 23 – The 2020 NFL Draft is held in a virtual setting with all team personnel and draftees at their own homes due to the COVID-19 pandemic.

May 8 – The Titans elevate Burke Nihill to team president/CEO after Steve Underwood announces his retirement from a full-time role.

June 11 – Titans controlling owner Amy Adams Strunk adds her voice and the voice of the organization to support the peaceful protests calling for equality and denouncing racism in the wake of the death of George Floyd. "Hearts, minds and institutions need to change throughout our country," she says. "Those who face racism need to be heard, and more importantly, understood by those who haven't listened before ... Hearing our players and coaches speak over the last two weeks has been constructive to this vital discussion. I support our players using peaceful protests and their platforms to advance us as a nation. I would encourage those who haven't thought about these issues before to understand the pain, anger and frustration of the black community. Black lives matter. We should all agree on that."

July 25 – The NFL cancels all 2020 preseason contests and modifies all team's training camps because of safety protocols involving the COVID-19 pandemic. However, the 2020 regular season starts as scheduled.

October 13 – The Titans defeat the Buffalo Bills 42-16 at Nissan Stadium in the NFL's second Tuesday game since 1946. Positive COVID-19 test results force the Titans to close their headquarters on Tuesday, Sept. 29,

HISTORICAL HIGHLIGHTS

and reschedule their game with the Pittsburgh Steelers. The facility does not reopen until Saturday, Oct. 10. Following just three days of in-person activities, the Titans take the field against the previously unbeaten Bills and win convincingly. At the time of the Bills game, the Titans had eight players on their reserve/COVID-19 lists, including five from their active/inactive roster. At the outbreak's peak, there were a total of 14 players on the reserve/COVID-19 lists.

December 18 - The Titans and the City of Nashville announce that they are engaged in formal discussions regarding the future of Nissan Stadium. The discussions aim to secure the Titans' future in Nashville and facilitate the creation of a new Nashville neighborhood surrounding the facility.

2021

January 3 - The Titans clinch the AFC South division crown with a 41-38 victory over the Houston Texans after practice squad call-up kicker Sam Sloman bounces a 37-yard field goal attempt off the right upright and through as time expires in regulation. It gives the Titans their first AFC South championship since 2008. In the victory, Derrick Henry captures his second consecutive NFL rushing title after posting a franchise-record 250 rushing yards. He accumulates 2,027 rushing yards on the 2020 season, making him just the eighth player in NFL history to reach the 2,000-yard rushing mark.



January 9 - The Titans finish the 2021 regular season with a 28-25 victory at Houston and in the process earned the No. 1 seed in the AFC playoffs for the first time since 2008. The Titans set an NFL record for a non-strike year by using 91 total players in 2021.

February 10 - Mike Vrabel is named the Associated Press NFL Coach of the Year, becoming the franchise's first head coach to accomplish the feat. He also earned NFL Coach of the Year honors from the Pro Football Writers of America, Sporting News, 101 Awards and the NFL on FOX Awards.

April 28 - During the first round of the 2022 NFL Draft, the Titans trade wide receiver A.J. Brown to the Philadelphia Eagles in exchange for a first-round pick (18th overall) and a third-round pick (101st overall).



February 6 - Running back Derrick Henry is named Associated Press NFL Offensive Player of the Year.

June 6 - The Titans acquire wide receiver Julio Jones in a trade with the Atlanta Falcons. The Titans send a 2022 second-round pick and a conditional 2023 fourth-round selection to Atlanta in exchange for Jones and a 2023 sixth-round pick.

September 26 - The Titans induct former Oilers coach O.A. "Bum" Phillips into the franchise's Ring of Honor. Phillips was the personification of the 'Luv Ya Blue Era' as the head coach of the Oilers for six seasons (1975-80). Upon leaving the organization, he owned a .608 winning percentage (59-38), the best at that time by any Oilers head coach with at least two full seasons.

November 21 - The Titans induct former head coach Jeff Fisher and former general manager Floyd Reese into the franchise's Ring of Honor. Fisher is the winningest coach in franchise history, amassing 147 wins from 1994-2010 and the team's only Super Bowl appearance following the 1999 season. Reese had a 21-year run (1986-2006) with the Oilers/Titans as a coach and executive and is the winningest general manager in franchise history.

2022

January 2 - The Titans defeat the Miami Dolphins 34-3 at Nissan Stadium, clinching their second consecutive AFC South division title. It was the organization's first back-to-back division titles since the Oilers won the AFL Eastern division each season from 1960 to 1962.

SITUATIONAL REGULAR SEASON WIN-LOSS RECORD

VS. AFL TEAMS

Total: 70-66-4
Home: 44-26-1
Away: 26-40-3

VS. AFC TEAMS (1970-PRESENT)

Total: 296-321-1
Home: 173-135-0
Away: 123-186-1

VS. AFC SOUTH TEAMS

Total: 63-60-0
Home: 34-27-0
Away: 29-33-0

VS. AFC NORTH TEAMS (2002-PRESENT)

Total: 19-22-0
Home: 10-10-0
Away: 9-12-0

VS. AFC CENTRAL TEAMS (1970-2001)

Total: 100-110-0
Home: 55-51-0
Away: 45-59-0

VS. AFC EAST TEAMS

Total: 56-62-0
Home: 34-21-0
Away: 22-41-0

VS. AFC WEST TEAMS

Total: 58-67-1
Home: 40-26-0
Away: 18-41-1

VS. NFC TEAMS (1970-PRESENT)

Total: 103-96-1
Home: 52-48-1
Away: 51-48-0

VS. NFC SOUTH TEAMS

Total: 14-7-0
Home: 7-4-0
Away: 7-3-0

VS. NFC NORTH TEAMS (2002-PRESENT)

Total: 13-7-0
Home: 7-3-0
Away: 6-4-0

VS. NFC CENTRAL TEAMS (1970-2001)

Total: 21-18-0
Home: 12-8-0
Away: 9-10-0

VS. NFC EAST TEAMS

Total: 29-32-0
Home: 13-17-0
Away: 16-15-0

VS. NFC WEST TEAMS

Total: 26-32-1
Home: 13-16-1
Away: 13-16-0

MONDAY NIGHT FOOTBALL

Total: 25-19-0
Home: 15-9-0
Away: 10-10-0

WEEK AFTER MNF

Total: 22-22-0
Home: 16-8-0
Away: 6-14-0

SUNDAY NIGHT FOOTBALL

Total: 12-12-0 (ESPN 8-6; TNT 2-2; NBC 2-4)
Home: 8-5-0
Away: 4-7-0

TUESDAY FOOTBALL

Total: 1-0-0 (CBS 1-0)
Home: 1-0-0
Away: 0-0-0

THURSDAY NIGHT FOOTBALL

Total: 7-10-0 (ABC 2-0; ESPN 1-1; TNT 0-1; NBC 0-2*; NFLN 4-7*^; FOX 1-1^; Amazon 1-1^)
Home: 7-4-0
Away: 0-6-0

*11/16/17 at Pittsburgh was broadcasted on both

NBC and NFLN.

^12/6/18 vs. Jacksonville and 11/12/20 vs. Indianapolis were broadcasted on NFLN, FOX and Amazon.

FRIDAY FOOTBALL

Total: 0-1-0 (NFLN 0-1)
Home: 0-1-0
Away: 0-0-0

SATURDAY FOOTBALL

Total: 2-2-0 (ABC 1-0, ESPN 0-2, FOX/NFLN 1-0)
Home: 1-2-0
Away: 1-0-0

OVERTIME

Total: 21-23-0
Home: 13-11-0
Away: 8-12-0

SEASON OPENERS

Total: 31-31-0
Home: 15-14-0
Away: 16-17-0

LONDON GAMES SERIES

Total: 0-1-0
Home: 0-0-0
Away: 0-1-0

DOMES

Total: 144-142-2
Astrodome (Houston): 113-103-2
AT&T Stadium (Dallas): 2-0
Edward Jones Dome (St. Louis): 0-1
Ford Field (Detroit): 2-0
Georgia Dome (Atlanta): 2-1
Kingdome (Seattle): 1-6
Lucas Oil Stadium (closed) (Indianapolis): 2-9
Mercedes-Benz Stadium (closed) (Atlanta): 1-0
Metrodome (Minneapolis): 1-6
NRG Stadium (closed) (Houston): 8-6
RCA Dome (Indianapolis): 4-7
Silverdome (Detroit): 2-1
Superdome (New Orleans): 6-2
U.S. Bank Stadium (Minnesota): 1-0

HOTTEST/COLDEST GAMES

SIX HOTTEST GAMES

DATE	OPPONENT	SCORE	WEATHER
9/11/83	at L.A. Raiders	6-20 (L)	96°, clear
9/9/90	at Atlanta	27-47 (L)	94°, partly cloudy
10/7/62	BUFFALO	17-14 (W)	93°, showers
9/14/65	N.Y. JETS	27-21 (W)	93°, sunny
9/15/19	INDIANAPOLIS	17-19 (L)	93°, sunny
10/6/63	at Kansas City	7-28 (L)	92°, sunny

14 COLDEST GAMES

DATE	OPPONENT	SCORE	WEATHER
12/18/16	at Kansas City	19-17 (W)	1°, clear (-9° wind chill)
*1/10/04	at New England	14-17 (L)	4°, clear (-10° wind chill)
12/11/77	at Cleveland	19-15 (W)	7°, clear (-7° wind chill)
12/17/89	at Cincinnati	7-61 (L)	9°, overcast (0° wind chill)
*1/19/20	at Kansas City	24-35 (L)	17°, sunny (5° wind chill)
12/8/13	at Denver	28-51 (L)	18°, clear (11° wind chill)
12/26/10	at Kansas City	14-34 (L)	19°, cloudy (10° wind chill)
12/17/00	at Cleveland	24-0 (W)	20°, snow (-10° wind chill)
12/14/80	at Green Bay	22-3 (W)	20°, clear (9° wind chill)
*1/6/80	at Pittsburgh	13-27 (L)	22°, part. cloudy (12° wind chill)
12/15/85	at Cleveland	21-28 (L)	22°, overcast (-7° wind chill)
12/18/88	at Cleveland	23-28 (L)	22°, overcast (0° wind chill)
12/16/07	at Kansas City	26-17 (W)	22°, clear (14° wind chill)
12/31/17	vs. Jacksonville	15-10 (W)	23°, clear, (16° wind chill)

* Playoff game

ALL-TIME OFFENSIVE YARDS AND RANKINGS

Year	Total Plays	First Downs	Rush Yards (Rank)	Net Pass Yards (Rank)	Total Yards (Rank)	Total Points
1960	930	262	1,565 (3)	3,371 (1)	4,936 (1)	379
1961	964	293	1,896 (2)	4,392 (1)	6,288 (1)	513
1962	943	266	1,742 (4)	3,229 (2)	4,971 (2)	387
1963	870	254	1,210 (7)	3,222 (1)	4,432 (4)	302
1964	942	284	1,347 (7)	3,527 (2)	4,874 (4)	310
1965	905	227	1,178 (7)	2,813 (2)	3,991 (5)	298
1966	926	246	1,515 (5)	2,897 (4)	4,412 (7)	335
1967	828	207	2,122 (1)	1,381 (9)	3,503 (8)	258
1968	905	240	1,804 (4)	2,548 (4)	4,352 (5)	303
1969	965	256	1,706 (5)	2,825 (2)	4,531 (4)	278
1970	922	232	1,556 (19)	2,506 (7)	4,062 (10)	217
1971	815	201	1,106 (26)	2,409 (6)	3,515 (22)	251
1972	817	183	1,518 (23)	1,673 (23)	3,191 (26)	164
1973	840	193	1,388 (26)	1,919 (16)	3,307 (24)	199
1974	817	200	1,361 (26)	1,977 (20)	3,338 (24)	236
1975	900	234	2,068 (12)	1,869 (23)	3,937 (19)	293
1976	878	199	1,498 (27)	2,072 (15)	3,570 (24)	222
1977	879	228	1,989 (14)	1,875 (17)	3,864 (18)	299
1978	993	276	2,476 (6)	2,338 (18)	4,814 (16)	283
1979	1,034	268	2,571 (4)	2,256 (25)	4,827 (22)	362
1980	1,063	329	2,635 (2)	3,007 (17)	5,642 (4)	295
1981	947	241	1,734 (23)	2,777 (23)	4,511 (27)	281
1982	551	138	799 (26)	1,574 (19)	2,373 (28)	136
1983	1,033	295	1,998 (18)	2,902 (23)	4,900 (24)	288
1984	969	284	1,656 (23)	3,228 (17)	4,884 (23)	240
1985	998	270	1,570 (25)	3,082 (19)	4,652 (24)	284
1986	1,089	299	1,700 (19)	3,449 (13)	5,149 (16)	274
1987	998	294	1,923 (14)	3,300 (7)	5,223 (8)	345
1988	1,010	308	2,249 (4t)	2,956 (22)	5,205 (14)	424
1989	1,028	327	1,928 (12)	3,499 (10)	5,427 (9)	365
1990	1,006	376	1,417 (24)	4,805 (1)	6,222 (1)	405
1991	1,022	353	1,366 (23)	4,621 (1)	5,987 (2)	386
1992	958	339	1,626 (18)	4,029 (1)	5,655 (3)	352
1993	1,066	330	1,792 (12)	3,866 (3)	5,658 (3)	368
1994	1,036	278	1,682 (12)	2,799 (25)	4,481 (26)	226
1995	1,046	295	1,664 (18)	3,241 (19)	4,905 (23)	348
1996	972	287	1,950 (6)	3,098 (21)	5,048 (18)	345
1997	993	288	2,414 (3)	2,505 (29)	4,919 (18)	333
1998	1,016	308	1,970 (9)	3,291 (15)	5,261 (9)	330
1999	1,011	294	1,811 (13)	3,479 (13t)	5,290 (13)	392
2000	1,036	299	2,084 (7)	3,266 (16)	5,350 (14)	346
2001	1,026	288	1,794 (12)	3,558 (8t)	5,352 (8)	336
2002	1,032	312	1,952 (11)	3,320 (20)	5,272 (17)	367
2003	1,013	310	1,623 (26)	3,878 (5)	5,501 (8)	435
2004	1,053	308	1,871 (14)	3,616 (10)	5,487 (11)	344
2005	1,022	279	1,525 (23)	3,597 (9)	5,122 (17)	299
2006	945	261	2,214 (5)	2,596 (30)	4,810 (27)	324
2007	1,037	306	2,109 (5)	2,878 (27)	4,987 (21)	301
2008	973	268	2,199 (7)	2,819 (27)	5,018 (21)	375
2009	990	288	2,592 (2)	3,031 (23)	5,623 (12)	354
2010	907	252	1,727 (17)	3,107 (25)	4,834 (27)	356
2011	984	281	1,438 (31)	3,923 (12)	5,361 (17)	325
2012	957	260	1,687 (21)	3,323 (22)	5,010 (26)	330
2013	1,032	311	1,894 (14)	3,496 (21)	5,390 (22)	362
2014	919	258	1,447 (26)	3,412 (22)	4,859 (29)	254
2015	976	298	1,485 (25)	3,503 (25t)	4,988 (30)	299
2016	1,008	322	2,187 (3)	3,541 (25)	5,728 (11)	381
2017	974	290	1,833 (15)	3,191 (23)	5,024 (23)	334
2018	938	289	2,023 (7)	2,975 (29)	4,998 (25)	310
2019	949	317	2,223 (3)	3,582 (21)	5,805 (12)	402
2020	1,031	381	2,690 (2)	3,653 (23)	6,343 (2t)	491
2021	1,133	362	2,404 (5)	3,418 (24)	5,822 (17)	419

ALL-TIME DEFENSIVE YARDS AND RANKINGS

Year	Total Plays	First Downs	Rush Yards (Rank)	Net Pass Yards (Rank)	Total Yards (Rank)	Total Points
1960	995	282	1,027 (2)	3,874 (8)	4,901 (6)	285
1961	899	235	1,634 (6)	2,391 (2)	4,025 (2)	242
1962	880	217	1,569 (3)	2,561 (2)	4,130 (2)	270
1963	873	256	1,710 (7)	2,606 (3)	4,316 (6)	372
1964	896	267	1,961 (7)	3,280 (6)	5,241 (8)	355
1965	946	271	2,683 (8)	2,470 (2)	5,153 (8)	429
1966	881	244	1,833 (7)	3,162 (8)	4,995 (9)	396
1967	910	233	1,637 (7)	2,418 (3)	4,055 (4)	199
1968	854	198	1,704 (4)	1,671 (1)	3,375 (1)	248
1969	833	183	1,556 (5)	2,217 (2)	3,773 (2)	279
1970	840	227	1,793 (17)	2,605 (24)	4,398 (25)	352
1971	880	237	1,723 (11)	2,072 (10)	3,795 (9)	330
1972	894	263	2,591 (25)	2,143 (11)	4,734 (23)	380
1973	929	274	2,410 (23)	2,237 (20)	4,647 (24)	447
1974	919	268	2,050 (19)	2,375 (20)	4,425 (22)	282
1975	952	264	1,680 (3)	2,457 (17)	4,137 (11)	226
1976	935	226	2,072 (16)	1,915 (8)	3,987 (10)	273
1977	933	247	1,815 (10)	2,142 (20)	3,957 (14)	230
1978	1,021	292	2,072 (9)	2,842 (24)	4,914 (17t)	298
1979	1,038	304	2,225 (17)	2,765 (14)	4,990 (13)	331
1980	932	259	1,811 (8)	2,801 (4)	4,612 (5)	251
1981	1,084	325	2,411 (24)	3,315 (17)	5,726 (24)	355
1982	613	187	1,225 (23)	2,213 (25)	3,438 (28)	245
1983	1,031	332	2,787 (28)	2,845 (4)	5,632 (22)	460
1984	1,075	345	2,789 (28)	3,179 (11)	5,968 (27)	437
1985	1,091	356	2,814 (28)	3,341 (18)	6,155 (27)	412
1986	1,054	285	2,035 (20)	2,999 (8)	5,034 (13)	329
1987	976	287	1,848 (17)	3,145 (17)	4,993 (17)	349
1988	985	304	1,592 (4)	3,266 (13)	4,858 (8)	365
1989	940	314	1,669 (9)	3,542 (17)	5,211 (13)	412
1990	890	279	1,575 (8)	3,060 (14)	4,635 (11)	307
1991	984	280	1,540 (6)	3,208 (14)	4,748 (9)	251
1992	907	254	1,634 (9)	2,577 (3)	4,211 (3)	258
1993	1,003	289	1,273 (1)	3,601 (23)	4,874 (14)	238
1994	971	275	2,120 (28)	2,795 (2)	4,915 (9)	352
1995	983	267	1,526 (8)	3,125 (3)	4,651 (5)	324
1996	956	271	1,385 (2)	3,225 (13)	4,610 (6)	319
1997	992	292	1,573 (4)	3,658 (27)	5,231 (22)	310
1998	955	279	1,610 (9t)	3,511 (20)	5,121 (16)	320
1999	994	300	1,550 (10)	3,695 (25)	5,245 (17)	324
2000	908	215	1,390 (3)	2,423 (1)	3,813 (1)	191
2001	996	300	1,431 (5)	4,084 (31)	5,515 (25)	388
2002	974	297	1,424 (2)	3,540 (25)	4,964 (10)	324
2003	926	275	1,295 (1)	3,606 (30)	4,901 (12)	324
2004	977	318	1,917 (18)	3,807 (26)	5,724 (27)	439
2005	960	294	1,894 (22)	3,216 (17)	5,110 (19)	421
2006	1,062	329	2,313 (30)	3,602 (27)	5,915 (32)	400
2007	978	268	1,478 (5)	3,187 (10)	4,665 (5)	297
2008	1,022	276	1,502 (6)	3,196 (9)	4,698 (7)	234
2009	1,038	323	1,711 (10t)	4,139 (31)	5,850 (28)	402
2010	1,139	356	1,851 (20)	4,032 (29)	5,883 (26)	339
2011	1,080	324	2,053 (24)	3,629 (14)	5,682 (T-18)	317
2012	1,086	358	2,035 (24)	3,964 (26)	5,999 (27)	471
2013	1,027	329	1,795 (20)	3,612 (11)	5,407 (14)	381
2014	1,099	357	2,195 (31)	3,773 (15)	5,968 (27)	438
2015	1,003	317	1,797 (18)	3,678 (7)	5,475 (12)	423
2016	1,031	324	1,413 (2)	4,307 (30)	5,720 (20)	378
2017	1,046	323	1,420 (4)	3,828 (25)	5,248 (13)	356
2018	1,001	298	1,863 (18)	3,471 (6)	5,334 (8)	303
2019	1,056	335	1,672 (12)	4,080 (24)	5,752 (21)	331
2020	1,076	391	1,933 (19)	4,439 (29)	6,372 (28)	439
2021	1,039	331	1,438 (2)	4,169 (25)	5,607 (12)	354



TENNESSEE TITANS

**UPDATED
RECORDS**

ALL-PRO AND PRO BOWL LEADERS

Most Associated Press All-Pro Seasons

Bruce Matthews, 7
 Tony Banfield, 3
 Charlie Hennigan, 3
 Al Jamison, 3
 Bob Talamini, 3
 George Webster, 3
 Robert Brazile, 2
Kevin Byard, 2
 Miller Farr, 2
 Don Floyd, 2
 Leon Gray, 2
 Albert Haynesworth, 2
 Mike Munchak, 2

Most Pro Bowl Seasons

(AFL All-Star Game 1962-70; AFC-NFC Pro Bowl 1971-present)

Bruce Matthews, 14
 Mike Munchak, 9
 Elvin Bethea, 8
 Robert Brazile, 7
 Warren Moon, 6
 Bob Talamini, 6
 Earl Campbell, 5
 Jurrell Casey, 5
 Ray Childress, 5
 Charlie Hennigan, 5
 Ken Houston, 5
 Blaine Bishop, 4
 Curley Culp, 4
 Eddie George, 4
 Tony Banfield, 3
 George Blanda, 3
 Miller Farr, 3
 Fred Glick, 3
 Ed Husmann, 3
 Haywood Jeffires, 3
 Chris Johnson, 3
 Jevon Kearse, 3
 Brett Kern, 3
Taylor Lewan, 3
 Steve McNair, 3
 Jim Norton, 3
 Bob Schmidt, 3
 Delanie Walker, 3
 George Webster, 3
 Frank Wycheck, 3

Most Consecutive Pro Bowl Seasons

(AFL All-Star Game 1962-70; AFC-NFC Pro Bowl 1971-present)

Bruce Matthews, 14
 Robert Brazile, 7
 Mike Munchak, 7
 Warren Moon, 6
 Bob Talamini, 6
 Jurrell Casey, 5
 Charlie Hennigan, 5
 Earl Campbell, 4
 Ray Childress, 4
 Curley Culp, 4
 Eddie George, 4
 Tony Banfield, 3
 Blaine Bishop, 3
 George Blanda, 3
 Miller Farr, 3
 Fred Glick, 3
 Ed Husmann, 3
 Haywood Jeffires, 3
 Chris Johnson, 3
 Jevon Kearse, 3
 Brett Kern, 3
Taylor Lewan, 3
 Bob Schmidt, 3
 Delanie Walker, 3
 George Webster, 3
 Frank Wycheck, 3

ALL-TIME REGULAR SEASON LEAGUE LEADERS

Rushing Yards

2020: **Derrick Henry**, 378-2,027
 2019: **Derrick Henry**, 303-1,540
 2009: Chris Johnson, 358-2,006
 1980: Earl Campbell, 373-1,934
 1979: Earl Campbell, 368-1,697
 1978: Earl Campbell*, 302-1,450
 1961: Billy Cannon, 200-948

Passing Touchdowns

1990: Warren Moon, 33
 1961: George Blanda, 36

Passer Rating

2019: **Ryan Tannehill**, 117.5
 2003: Steve McNair, 100.4

Receptions

1991: Haywood Jeffires, 100
 1964: Charlie Hennigan, 101

Receiving Yards

1975: Ken Burrough, 1,063
 1964: Charlie Hennigan, 1,546
 1961: Charlie Hennigan, 1,746

Touchdowns

1979: Earl Campbell, 19 (19r)
 1961: Bill Groman, 18 (1r, 17p)

Interceptions

2017: **Kevin Byard**, 8
 1979: Mike Reinfeldt, 12
 1967: Miller Farr, 10
 1965: W.K. Hicks, 9
 1963: Fred Glick, 12

Punting (Gross Avg.)

2017: Brett Kern, 49.7
 1998: Craig Hentrich, 47.2
 1993: Greg Montgomery, 45.6
 1992: Greg Montgomery, 46.9

Punt Returns

2006: Pacman Jones, 12.9
 1977: Billy Johnson, 15.4
 1975: Billy Johnson, 15.3
 1964: Bobby Jancik, 18.3

Kickoff Returns

2018: Darius Jennings, 31.7
 1967: Zeke Moore*, 28.9
 1963: Bobby Jancik, 29.3
 1962: Bobby Jancik*, 30.3
 1960: Ken Hall, 31.3

* Rookie

ALL-TIME TEAM LEADERS BY CATEGORY

CAREER RUSHING YARDS

Player	Years	Att	Yds	Avg	Lg	TD
1. Eddie George	1996-03	2,733	10,009	3.7	76	64
2. Earl Campbell	1978-84	1,979	8,574	4.3	81t	73
3. Chris Johnson	2008-13	1,742	7,965	4.6	94t	50
4. Derrick Henry	2016-22	1,603	7,720	4.8	99t	74
5. Lorenzo White	1988-94	1,000	4,079	4.1	44	29
6. Hoyle Granger	1966-70,72	773	3,514	4.5	69t	18
7. Steve McNair (QB)	1995-05	614	3,439	5.6	71t	36
8. Mike Rozier	1985-90	910	3,426	3.8	41	27
9. Charles Tolar	1960-66	907	3,277	3.6	40	21
10. Ronnie Coleman	1974-81	700	2,769	4.0	46t	16
11. Chris Brown	2003-07	643	2,757	4.3	52	16
12. LenDale White	2006-09	628	2,349	3.7	80t	24
13. Allen Pinkett	1986-91	561	2,324	4.1	60	21
14. Gary Brown	1991-95	477	2,115	4.4	39t	12
15. Fred Willis	1972-76	603	2,114	3.5	44	11
16. Billy Cannon	1960-63	512	2,111	4.1	64	14
DeMarco Murray	2016-17	477	1,946	4.1	75t	15
18. Rodney Thomas	1995-00	495	1,847	3.7	74t	12
19. Rob Carpenter	1977-81	433	1,788	4.1	77	12
20. Larry Moriarty	1983-86	415	1,624	3.9	80	13

SEASON RUSHING YARDS

Player	Year	Att	Yds	Avg	Lg	TD
1. Derrick Henry	2020	378	2,027	5.4	94t	17
2. Chris Johnson	2009	358	2,006	5.6	91t	14
3. Earl Campbell	1980	373	1,934	5.2	55t	13
4. Earl Campbell	1979	368	1,697	4.6	61t	19
5. Derrick Henry	2019	303	1,540	5.1	74t	16
6. Eddie George	2000	403	1,509	3.7	35t	14
7. Earl Campbell	1978	302	1,450	4.8	81t	13
8. Eddie George	1997	357	1,399	3.9	30	6
9. Earl Campbell	1981	361	1,376	3.8	43	10
10. Eddie George	1996	335	1,368	4.1	76	8
11. Chris Johnson	2010	316	1,364	4.3	76t	11
12. Eddie George	1999	320	1,304	4.1	40	9
13. Earl Campbell	1983	322	1,301	4.0	42	12
14. Eddie George	1998	348	1,294	3.7	37t	5
15. DeMarco Murray	2016	293	1,287	4.4	75t	9
16. Chris Johnson	2012	276	1,243	4.5	94t	6
17. Chris Johnson	2008	251	1,228	4.9	66t	9
18. Lorenzo White	1992	265	1,226	4.6	44	7
19. Travis Henry	2006	270	1,211	4.5	70t	7
20. Hoyle Granger	1967	236	1,194	5.1	67	6

CAREER PASSING YARDS

Player	Years	Att	Cmp	Pct	Yds	Y/A	TD	Int	Lg	Sk	Lst	Rate
1. Warren Moon	1984-93	4,546	2,632	57.9	33,685	7.41	196	166	87t	315	2,403	80.4
2. Steve McNair	1995-05	3,871	2,305	59.5	27,141	7.01	156	103	83t	229	1,398	83.3
3. George Blanda	1960-66	2,784	1,347	48.4	19,149	6.88	165	189	95	-	-	62.5
4. Dan Pastorini	1971-79	2,768	1,426	51.5	16,864	6.09	96	139	85t	222	1,977	61.0
5. Marcus Mariota	2015-19	1,765	1,110	62.9	13,207	7.48	76	44	75	155	992	89.6
6. Ryan Tannehill	2019-22	1,480	987	66.7	11,647	7.87	84	30	91t	117	833	100.9
7. Vince Young	2006-10	1,190	689	57.9	8,098	6.81	42	42	73	75	415	75.7
8. Kerry Collins	2006-10	1,081	613	56.7	6,804	6.29	33	29	80t	36	253	74.6
9. Ken Stabler	1980-81	742	458	61.7	5,190	6.99	27	46	79t	56	518	69.0
10. Pete Beathard	1967-69	822	379	46.1	5,128	6.24	26	51	86t	-	-	51.2
11. Jake Locker	2011-14	709	408	57.5	4,967	7.03	27	22	71t	60	378	79.0
12. Matt Hasselbeck	2011-12	739	457	61.8	4,938	6.68	25	19	80t	33	256	82.0
13. Chris Chandler	1995-96	676	409	60.5	4,559	6.74	33	21	76t	46	326	83.9
14. Cody Carlson	1988-94	659	370	56.1	4,469	6.78	21	28	81	54	374	70.0
15. Don Trull	1964-69	556	249	44.8	3,538	6.36	29	21	-	-	-	67.6
16. Billy Volek	2001-05	517	312	60.3	3,505	6.78	26	13	55t	45	306	86.9
17. Jacky Lee	1960-67	409	210	51.3	3,291	8.05	25	30	98t	-	-	68.2
18. Gifford Nielsen	1978-83	498	273	54.8	3,255	6.54	20	22	48	47	354	70.0
19. Neil O'Donnell	1999-03	367	215	58.6	2,664	7.26	16	11	67	18	144	83.2
Oliver Luck	1983-86	413	233	56.4	2,544	6.16	13	21	66	33	261	64.1

SEASON PASSING YARDS

Player	Year	Att	Cmp	Pct	Yds	Y/A	TD	Int	Lg	Sk	Lst	Rate
1. Warren Moon	1991	655	404	61.7	4,690	7.16	23	21	61t	23	174	81.7
2. Warren Moon	1990	584	362	62.0	4,689	8.03	33	13	87t	36	252	96.8
3. Ryan Tannehill	2020	481	315	65.5	3,819	7.94	33	7	75	24	173	106.5
4. Ryan Tannehill	2021	531	357	67.2	3,734	7.03	21	14	57t	47	327	89.6
5. Warren Moon	1989	464	280	60.3	3,631	7.83	23	14	55	35	267	88.9
6. Matt Hasselbeck	2011	518	319	61.6	3,571	6.89	18	14	80t	19	153	82.4
7. Warren Moon	1986	488	256	52.5	3,489	7.15	13	26	81t	41	332	62.3
8. Warren Moon	1993	520	303	58.3	3,485	6.70	21	21	80t	34	218	75.2
9. Marcus Mariota	2016	451	276	61.2	3,426	7.60	26	9	60	23	156	95.6
10. Steve McNair	2002	492	301	61.2	3,387	6.88	22	15	55	21	121	84.0
11. Steve McNair	2001	431	264	61.3	3,350	7.77	21	12	71t	37	251	90.2
12. Warren Moon	1984	450	259	57.6	3,338	7.42	12	14	76	47	371	76.9
13. George Blanda	1961	362	187	51.7	3,330	9.20	36	22	-	-	-	91.3
14. George Blanda	1964	505	262	51.9	3,287	6.51	17	27	-	-	-	61.4
15. Marcus Mariota	2017	453	281	62.0	3,232	7.13	13	15	75t	27	173	79.3
16. Steve McNair	1998	492	289	58.7	3,228	6.56	15	10	47	33	176	80.1
17. Steve McNair	2003	400	250	62.5	3,215	8.04	24	7	73	19	108	100.4
18. Ken Stabler	1980	457	293	64.1	3,202	7.01	13	28	79t	27	264	68.7
19. Steve McNair	2005	476	292	61.3	3,161	6.64	16	11	57	20	134	82.4
20. George Blanda	1963	423	224	53.0	3,003	7.10	24	25	-	-	-	70.1

ALL-TIME TEAM LEADERS BY CATEGORY

CAREER RECEPTIONS

Player	Years	No	Yds	Avg	Lg	TD
1. Ernest Givins	1986-94	542	7,935	14.6	83t	46
2. Haywood Jeffires	1987-95	515	6,119	11.9	87t	47
3. Frank Wycheck (TE)	1995-03	482	4,958	10.3	42	27
4. Drew Hill	1985-91	480	7,477	15.6	81t	47
5. Derrick Mason	1997-04	453	6,114	13.5	71t	37
6. Charlie Hennigan	1960-66	410	6,823	16.6	80t	51
7. Ken Burrough	1971-81	408	6,907	16.9	85t	47
8. Delanie Walker (TE)	2013-19	381	4,423	11.6	68	28
9. Curtis Duncan	1987-93	322	3,935	12.2	72	20
10. Nate Washington	2009-14	307	4,591	15.0	80t	28
11. Kendall Wright	2012-16	280	3,244	11.6	52t	18
12. Drew Bennett	2001-06	273	4,033	14.8	55	25
13. Chris Johnson (RB)	2008-13	272	2,003	7.4	69t	8
14. Eddie George (RB)	1996-03	259	2,144	8.3	54	10
15. Bo Scaife (TE)	2005-10	251	2,383	9.5	44	12
16. Corey Davis	2017-20	207	2,851	13.8	75t	11
17. Tim Smith	1980-86	206	3,107	15.1	75t	12
18. Alvin Reed (TE)	1967-72	199	2,818	14.2	60	11
19. A.J. Brown	2019-21	185	2,995	16.2	91t	24
20. Webster Slaughter	1992-94	184	2,236	12.2	57	11
Lorenzo White (RB)	1988-94	184	1,674	9.1	69t	6

SEASON RECEPTIONS

Player	Year	No	Yds	Avg	Lg	TD
1. Charlie Hennigan	1964	101	1,546	15.3	53	8
2. Haywood Jeffires	1991	100	1,181	11.8	44	7
3. Derrick Mason	2004	96	1,168	12.2	37t	7
4. Derrick Mason	2003	95	1,303	13.7	50t	8
5. Delanie Walker	2015	94	1,088	11.6	61t	6
Kendall Wright	2013	94	1,079	11.5	45	2
7. Drew Hill	1991	90	1,109	12.3	61t	4
Haywood Jeffires	1992	90	913	10.1	47	9
9. Tim Smith	1983	83	1,176	14.2	47t	6
10. Curtis Duncan	1992	82	954	11.6	72	1
Charlie Hennigan	1961	82	1,746	21.3	80	12
12. Drew Bennett	2004	80	1,247	15.6	48t	11
Butch Woolfolk	1985	80	814	10.2	80t	4
14. Derrick Mason	2002	79	1,012	12.8	40	5
15. Webster Slaughter	1993	77	904	11.7	41	5
16. Delanie Walker	2017	74	807	10.9	42	3
Drew Hill	1990	74	1,019	13.8	57	5
Haywood Jeffires	1990	74	1,048	14.2	87t	8
Nate Washington	2011	74	1,023	13.8	57	7
20. Derrick Mason	2001	73	1,128	15.5	71t	9

CAREER RECEIVING YARDS

Player	Years	No	Yds	Avg	Lg	TD
1. Ernest Givins	1986-94	542	7,935	14.6	83t	46
2. Drew Hill	1985-91	480	7,477	15.6	81t	47
3. Ken Burrough	1971-81	408	6,906	16.9	85t	47
4. Charlie Hennigan	1960-66	410	6,823	16.6	83	51
5. Haywood Jeffires	1987-95	515	6,119	11.9	87t	47
6. Derrick Mason	1997-04	453	6,114	13.5	71t	37
7. Frank Wycheck	1995-03	482	4,958	10.3	42	27
8. Nate Washington	2009-14	307	4,591	15.0	80t	28
9. Delanie Walker	2013-19	381	4,423	11.6	68	28
10. Drew Bennett	2001-06	273	4,033	14.8	55t	25
11. Curtis Duncan	1987-93	322	3,935	12.2	72	20
12. Chris Sanders	1995-01	177	3,285	18.6	83t	17
13. Kendall Wright	2012-16	280	3,244	11.6	52t	18
14. Tim Smith	1980-86	206	3,107	15.1	75t	12
15. Charley Frazier	1962-68	179	3,060	17.1	80	22
16. A.J. Brown	2019-21	185	2,995	16.2	91t	24
17. Bill Groman	1960-62	143	2,976	20.8	80	32
18. Corey Davis	2017-20	207	2,851	13.8	75t	11
19. Alvin Reed	1967-72	199	2,818	14.2	60	11
20. Kenny Britt	2009-13	157	2,450	15.6	80t	19

SEASON RECEIVING YARDS

Player	Year	No	Yds	Avg	Lg	TD
1. Charlie Hennigan	1961	82	1,746	21.3	80	12
2. Charlie Hennigan	1964	101	1,546	15.3	53	8
3. Bill Groman	1960	72	1,473	20.5	-	12
4. Derrick Mason	2003	95	1,303	13.7	50t	8
5. Drew Bennett	2004	80	1,247	15.6	48t	11
6. Haywood Jeffires	1991	100	1,181	11.8	44	7
7. Tim Smith	1983	83	1,176	14.2	47t	6
8. Bill Groman	1961	50	1,175	23.5	80	17
9. Drew Hill	1985	64	1,169	18.3	57t	9
10. Derrick Mason	2004	96	1,168	12.2	37t	7
11. Drew Hill	1988	72	1,141	15.8	57t	10
Tim Smith	1984	69	1,141	16.5	75t	4
13. Charley Frazier	1966	57	1,129	19.8	79	12
14. Derrick Mason	2001	73	1,128	15.5	71t	9
15. Drew Hill	1986	65	1,112	17.1	81t	5
16. Drew Hill	1991	90	1,109	12.3	61t	4
17. Delanie Walker	2015	94	1,088	11.6	61t	6
18. Kendall Wright	2013	94	1,079	11.5	45	2
19. A.J. Brown	2020	70	1,075	15.4	73t	11
20. Ken Burrough	1975	53	1,063	20.1	77t	8

CAREER SCORING

Player	Years	TD	Rush	Rec	Ret	XPM	FGM	2PT	Points
1. Al Del Greco	1991-00	0	0	0	0	322	246	0	1,060
2. Rob Bironas	2005-13	0	0	0	0	315	239	0	1,032
3. George Blanda	1960-66	4	4	0	0	301	91	0	598
4. Tony Zendejas	1985-90	0	0	0	0	197	117	0	548
5. Ryan Succop	2014-19	0	0	0	0	178	117	0	529
6. Derrick Henry	2016-22	77	74	3	0	0	0	2	466
7. Eddie George	1996-03	74	64	10	0	0	0	3	450
8. Earl Campbell	1978-84	73	73	0	0	0	0	0	438
9. Toni Fritsch	1977-81	0	0	0	0	149	81	0	392
10. Chris Johnson	2008-13	58	50	8	0	0	0	1	350
11. Skip Butler	1972-77	0	0	0	0	122	70	0	332
12. Charlie Hennigan	1960-66	51	0	51	0	0	0	0	306
13. Ken Burrough	1971-81	48	1	47	0	0	0	0	288
Ernest Givins	1986-94	48	1	46	1	0	0	0	288
Haywood Jeffires	1987-95	47	0	47	0	0	0	3	288
16. Drew Hill	1985-91	47	0	47	0	0	0	0	282
17. Derrick Mason	1997-04	40	0	37	3	0	0	1	242
18. Steve McNair	1995-05	36	36	0	0	0	0	3	222
19. Lorenzo White	1988-94	36	29	6	1	0	0	0	216
20. Billy Cannon	1960-63	35	14	20	1	0	0	1	212

ALL-TIME TEAM LEADERS BY CATEGORY

SEASON SCORING

Player	Year	TD	Rush	Rec	Ret	XPM	FGM	2PT	Points
1. Ryan Succop	2017	0	0	0	0	31	35	0	136
Al Del Greco	1998	0	0	0	0	28	36	0	136
3. Rob Bironas	2007	0	0	0	0	28	35	0	133
4. Al Del Greco	1996	0	0	0	0	35	32	0	131
5. Rob Bironas	2008	0	0	0	0	40	29	0	127
6. Al Del Greco	1993	0	0	0	0	39	29	0	126
7. Gary Anderson	2003	0	0	0	0	42	27	0	123
8. Rob Bironas	2011	0	0	0	0	34	29	0	121
9. Randy Bullock	2021	0	0	0	0	42	26	0	120
10. Rob Bironas	2009	0	0	0	0	37	27	0	118
Al Del Greco	2000	0	0	0	0	37	27	0	118
12. Rob Bironas	2013	0	0	0	0	41	25	0	116
13. George Blanda	1960	4	4	0	0	46	15	0	115
Tony Zendejas	1989	0	0	0	0	40	25	0	115
15. Earl Campbell	1979	19	19	0	0	0	0	0	114
Al Del Greco	1995	0	0	0	0	33	27	0	114
Tony Zendejas	1988	0	0	0	0	48	22	0	114
18. Al Del Greco	1997	0	0	0	0	32	27	0	113
19. George Blanda	1961	0	0	0	0	64	16	0	112
20. Joe Nedney	2002	0	0	0	0	36	25	0	111

CAREER KICKOFF RETURNS (YARDS)

Player	Years	No	Yds	Avg	Lg	TD
1. Bobby Jancik	1962-67	158	4,185	26.5	61	0
2. Derrick Mason	1997-04	156	3,496	22.4	101t	1
3. Carl Roaches	1980-84	150	3,276	21.8	97t	2
4. Billy Johnson	1974-80	121	2,902	24.0	81t	2
5. Marc Mariani	2010-13,16	118	2,838	24.1	98t	1
6. Mel Gray	1995-97	111	2,592	23.4	88	0
7. Adam Jones	2005-06	63	1,648	26.2	85	0
8. Zeke Moore	1967-77	64	1,618	25.3	92t	1
9. Darius Reynaud	2012-13	68	1,595	23.5	105t	1
10. Willie Drewrey	1985-93	75	1,581	21.1	50	0
11. Allen Pinkett	1986-91	80	1,577	19.7	48	0
12. Jerry LeVias	1969-70	64	1,538	24.0	87	0
13. Bobby Wade	2005-06	50	1,194	23.9	48	0
14. Billy Cannon	1960-63	46	1,186	25.8	88t	1
15. Leonard Harris	1987-93	53	1,130	21.3	63	0
16. Leon Washington	2013-14	47	1,219	25.9	95	0
17. Chris Carr	2008	35	984	28.1	52	0
18. Mike Archie	1996-98	46	961	20.9	50	0
19. Bob Gresham	1973-74	36	903	25.1	103t	1
20. Willie Tullis	1981-84	38	886	23.3	95t	1

SEASON KICKOFF RETURNS (AVG.)

Player	Year	No	Yds	Avg	Lg	TD
1. Darius Jennings	2018	22	698	31.7	94t	1
2. Ken Hall	1960	19	594	31.3	104t	1
3. Bobby Jancik	1962	24	726	30.3	61	0
4. Bobby Jancik	1963	45	1,317	29.3	53	0
5. Chris Carr	2008	35	984	28.1	52	0
6. Carl Roaches	1981	28	769	27.5	96t	1
7. Billy Johnson	1974	29	785	27.1	67	0
8. Derrick Mason	2000	42	1,132	27.0	66	0
9. Bob Gresham	1973	27	723	26.8	103t	1
10. Adam Jones	2005	43	1,127	26.2	85	0
11. Linzy Cole	1971	32	834	26.1	45	0
12. Adam Jones	2006	20	521	26.1	70	0
13. Bobby Jancik	1966	34	875	25.7	53	0
14. Steve Brown	1983	31	795	25.6	93t	1
15. Marc Mariani	2010	60	1,530	25.5	98t	1
16. Billy Johnson	1977	25	630	25.2	76t	1
17. Alvin Haymond	1973	28	703	25.1	47	0
18. Jerry LeVias	1969	38	940	24.7	87	0
19. Willie Drewrey	1985	26	642	24.7	50	0
20. Zeke Moore	1968	32	787	24.6	45	0

CAREER PUNT RETURNS (YARDS)

Player	Years	No	FC	Yds	Avg	Lg	TD
1. Billy Johnson	1974-80	155	21	2,040	13.2	87t	5
2. Derrick Mason	1997-04	182	94	1,590	8.7	69t	2
3. Carl Roaches	1980-84	151	31	1,095	7.3	68	0
4. Marc Mariani	2010-13,16	102	57	1,054	10.3	87t	2
5. Willie Drewrey	1985-93	104	45	771	7.4	25	0
6. Adam Jones	2005-06	63	11	712	11.3	90t	4
7. Mel Gray	1995-97	69	45	652	9.4	40	0
8. Bobby Jancik	1962-67	67	-	647	9.7	82	1
9. Darius Reynaud	2012-13	49	25	545	11.1	81t	2
10. Jerry LeVias	1969-70	60	19	505	8.4	46	0
11. Kenny Johnson	1986-89	73	32	488	6.7	26	0
12. Adoree' Jackson	2017-20	53	19	464	8.8	46	0
13. Justin McCareins	2001-08	37	21	403	10.9	58t	1
14. Ernest Givins	1986-94	56	-	397	7.1	78t	1
15. Larry Carwell	1967-68	36	6	381	10.6	54	0
16. Dexter McCluster	2014-15	46	29	372	8.1	48	0
17. Fred Glick	1961-66	44	-	326	7.4	-	0
18. Chris Carr	2008	32	20	323	10.1	44	0
19. Chris Davis	2007-08	33	13	299	9.1	39	0
20. Chester Rogers	2021	30	20	293	9.8	55	0

SEASON PUNT RETURNS (AVG.)

Player	Year	No	FC	Yds	Avg	Lg	TD
1. Billy Johnson	1977	35	8	539	15.4	87t	2
2. Billy Johnson	1975	40	1	612	15.3	83t	3
3. Billy Johnson	1974	30	3	409	13.6	49	0
4. Darius Reynaud	2012	31	17	410	13.2	81t	2
5. Derrick Mason	2000	51	17	662	13.0	69t	1
6. Adam Jones	2006	34	3	440	12.9	90t	3
7. Marc Mariani	2010	27	17	329	12.2	87t	1
8. Justin McCareins	2003	29	17	330	11.4	58t	1
9. Marc Mariani	2011	46	18	490	10.7	79t	1
10. Billy Johnson	1976	38	9	403	10.6	46	0
11. Mel Gray	1995	30	20	303	10.1	20	0
12. Chris Carr	2008	32	20	323	10.1	44	0
13. Chester Rogers	2021	30	20	293	9.8	55	0
14. Chris Davis	2007	31	12	293	9.5	39	0
15. Adam Jones	2005	29	8	272	9.4	52t	1
16. Mel Gray	1996	22	15	205	9.3	40	0
Adoree' Jackson	2018	16	9	148	9.3	26	0
18. Dexter McCluster	2015	24	15	217	9.0	37	0
19. Fred Glick	1963	19	-	171	9.0	22	0
20. Willie Drewrey	1985	24	10	215	9.0	23	0

ALL-TIME TEAM LEADERS BY CATEGORY

CAREER PUNTING (PUNTS)

Player	Years	Punt	Blk	Yds	Avg	TB	In20	Lg	NetAvg
1. Brett Kern	2009-21	923	5	42,333	45.9	48	373	79	40.8
2. Craig Hentrich	1998-09	861	1	36,926	42.9	95	295	78	37.2
3. Jim Norton	1960-68	522	7	21,961	42.1	-	-	79	-
4. Cliff Parsley	1977-82	431	3	17,136	39.8	33	85	62	32.3
5. Dan Pastorini	1971-79	316	1	12,530	39.7	-	-	74	-
6. Greg Montgomery	1988-93	310	6	13,529	43.6	35	74	77	36.6
7. Lee Johnson	1985-87	212	0	8,739	41.2	20	53	66	35.1
8. John James	1982-84	198	1	7,878	39.8	15	36	56	32.4
9. Rich Camarillo	1994-95	173	1	7,280	42.1	17	61	60	35.7
10. Reggie Roby	1996-97	140	1	6,022	43.0	8	50	68	36.7

SEASON PUNTING (AVERAGE)

Player	Year	Punt	Blk	Yds	Avg	TB	In20	Lg	NetAvg
1. Brett Kern	2017	75	0	3,728	49.7	5	28	74	44.6
2. Brett Kern	2012	81	2	3,855	47.6	5	30	71	40.4
3. Brett Kern	2015	88	0	4,175	47.4	1	34	61	40.3
4. Craig Hentrich	1998	69	0	3,258	47.2	11	18	71	39.2
5. Brett Kern	2019	78	0	3,672	47.1	2	37	70	43.1
Brett Kern	2018	74	1	3,483	47.1	3	39	62	41.7
7. Greg Montgomery	1992	53	2	2,487	46.9	9	14	66	37.3
8. Brett Kern	2014	88	1	4,118	46.8	7	28	79	40.8
9. Brett Kern	2020	37	0	1,695	45.8	3	22	66	41.5
10. Greg Montgomery	1993	54	0	2,462	45.6	5	13	77	39.1

CAREER INTERCEPTIONS

Player	Years	No	Yds	Avg	Lg	TD
1. Jim Norton	1960-68	45	592	13.2	56	1
2. Cris Dishman	1988-96	31	348	11.2	43	1
3. Fred Glick	1961-66	30	390	13.0	45	1
4. Tony Banfield	1960-65	27	224	8.3	58	0
W.K. Hicks	1964-69	27	457	16.9	62	0
Darryll Lewis	1991-98	27	540	20.0	98t	5
7. Mike Reinfeldt	1976-83	26	375	14.4	39	0
8. Michael Griffin	2007-15	25	328	13.1	83t	1
Ken Houston	1967-72	25	650	26.0	78	9
10. Kevin Byard	2016-22	24	300	12.5	33	1
Zeke Moore	1967-77	24	444	18.5	74	2
12. Willie Alexander	1971-79	23	379	16.5	95t	1
Samari Rolle	1998-04	23	349	15.2	81t	1
14. Marcus Robertson	1991-00	22	428	19.5	69	0
15. Gregg Bingham	1973-84	21	279	13.3	54	0
16. Keith Bulluck	2000-09	19	192	10.1	35	1
Miller Farr	1967-69	19	416	21.9	67	5
18. Steve Brown	1983-90	18	264	14.7	44t	1
19. Andre Dyson	2001-04	16	260	16.3	51t	3
Bubba McDowell	1989-94	16	190	11.9	26t	1
Chris Hope	2006-11	16	266	16.6	61t	1

SEASON INTERCEPTIONS

Player	Year	No	Yds	Avg	Lg	TD
1. Fred Glick	1963	12	180	15.0	45	1
Mike Reinfeldt	1979	12	205	17.1	39	0
3. Miller Farr	1967	10	264	26.4	67	3
4. W.K. Hicks	1965	9	156	17.3	31	0
Ken Houston	1971	9	220	24.4	48t	4
Jim Norton	1961	9	150	16.7	36	0
7. Kevin Byard	2017	8	130	16.3	33	0
Tony Banfield	1961	8	136	17.0	58	0
Pete Jaquess	1964	8	141	17.6	98t	1
Richard Johnson	1990	8	100	12.5	35	1
Jim Norton	1962	8	75	9.4	36	0
12. Tony Banfield	1963	7	21	3.0	14	0
Michael Griffin	2008	7	172	24.6	83t	1
Jim Norton	1965	7	52	7.4	18	0
Marcus Robertson	1993	7	137	19.6	69	0
Samari Rolle	2000	7	140	20.0	81t	1
Jack Tatum	1980	7	100	14.3	35	0
18. (15 tied with 6)						

CAREER SACKS

Player	Years	No
1. Elvin Bethea	1968-83	105.0
2. Ray Childress	1985-95	75.5
3. Jesse Baker	1979-87	66.0
4. William Fuller	1986-93	59.0
5. Sean Jones	1988-93	57.5
6. Jevon Kearse	1999-03, 08-09	52.0
7. Jurrell Casey	2011-19	51.0
8. Robert Brazile	1975-84	48.0
9. Ted Washington	1973-82	45.0
10. Derrick Morgan	2010-18	44.5
11. Kyle Vanden Bosch	2005-09	38.5
12. Harold Landry III	2018-22	31.0
Curley Culp	1974-80	31.0

SEASON SACKS

Player	Year	No
1. Elvin Bethea	1973	17.0
2. Jesse Baker	1979	15.5
3. William Fuller	1991	15.0
4. Elvin Bethea	1976	14.5
Jevon Kearse	1999	14.5
6. Elvin Bethea	1971	13.0
Ray Childress	1992	13.0
Sean Jones	1993	13.0
9. Jason Babin	2010	12.5
Sean Jones	1990	12.5
Kyle Vanden Bosch	2005	12.5

ALL-TIME TEAM LEADERS BY CATEGORY

CAREER TACKLES (SINCE 1974)

Player	Years	No
1. Gregg Bingham	1973-84	1,970
2. Robert Brazile	1975-84	1,281
3. Keith Bulluck	2000-09	1,265
4. Michael Griffin	2007-15	912
5. Ted Washington	1973-82	907
6. Al Smith	1987-96	877
7. John Grimsley	1984-90	836
8. Blaine Bishop	1993-01	788
9. Ray Childress	1985-95	784
10. Steve Kiner	1974-78	738

SEASON TACKLES (SINCE 1974)

Player	Year	No
1. Gregg Bingham	1978	223
2. Gregg Bingham	1980	212
3. Gregg Bingham	1974	206
4. Gregg Bingham	1979	203
5. John Grimsley	1986	199
6. Robert Abraham	1984	198
7. Gregg Bingham	1976	191
8. Gregg Bingham	1977	190
9. Gregg Bingham	1975	185
Robert Brazile	1978	185

YEAR-BY-YEAR LEADERS

RUSHING

Year	Player	Att	Yds	Avg	Lg	TD
1960	Billy Cannon	152	644	4.2	39	1
1961	Billy Cannon	200	948	4.7	61t	6
1962	Charles Tolar	244	1,012	4.1	25	7
1963	Charles Tolar	194	659	3.4	33	3
1964	Sid Blanks	145	756	5.2	91t	6
1965	Ode Burrell	130	528	4.1	63	3
1966	Ode Burrell	122	406	3.3	45	0
1967	Hoyle Granger	236	1,194	5.1	67t	6
1968	Hoyle Granger	202	848	4.2	47	7
1969	Hoyle Granger	186	740	4.0	23	3
1970	Joe Dawkins	124	517	4.2	49t	2
1971	Robert Holmes	112	323	2.9	31	4
1972	Fred Willis	134	461	3.4	43	0
1973	Fred Willis	171	579	3.4	25	4
1974	Willie Rodgers	122	413	3.4	20	5
1975	Ronnie Coleman	175	790	4.5	46t	5
1976	Ronnie Coleman	171	684	4.0	39	2
1977	Ronnie Coleman	185	660	3.6	22	5
1978	Earl Campbell	302	1,450	4.8	81t	13
1979	Earl Campbell	368	1,697	4.6	61t	19
1980	Earl Campbell	373	1,934	5.2	55t	13
1981	Earl Campbell	361	1,376	3.9	43	10
1982	Earl Campbell	157	538	3.4	22	2
1983	Earl Campbell	322	1,301	4.0	42	12
1984	Larry Moriarty	189	785	4.2	51	6
1985	Mike Rozier	133	462	3.5	30	8
1986	Mike Rozier	199	662	3.3	19t	4
1987	Mike Rozier	229	957	4.2	41	3
1988	Mike Rozier	251	1,002	4.0	28	10
1989	Alonzo Highsmith	128	531	4.1	25	4
1990	Lorenzo White	168	702	4.2	22	8
1991	Allen Pinkett	171	720	4.2	32	9
1992	Lorenzo White	265	1,226	4.6	44	7
1993	Gary Brown	195	1,002	5.1	26	6
1994	Lorenzo White	191	757	4.0	33	3
1995	Rodney Thomas	251	947	3.8	74t	5
1996	Eddie George	335	1,368	4.1	76	8
1997	Eddie George	357	1,399	3.9	30	6
1998	Eddie George	348	1,294	3.7	37t	5
1999	Eddie George	320	1,304	4.1	40	9
2000	Eddie George	403	1,509	3.7	35t	14
2001	Eddie George	315	939	3.0	27	5
2002	Eddie George	343	1,165	3.4	35	12
2003	Eddie George	312	1,031	3.3	27	5
2004	Chris Brown	220	1,067	4.9	52	6
2005	Chris Brown	224	851	3.8	38t	5
2006	Travis Henry	270	1,211	4.5	70t	7
2007	LenDale White	303	1,110	3.7	28	7
2008	Chris Johnson	251	1,228	4.9	66t	9
2009	Chris Johnson	358	2,006	5.6	91t	14
2010	Chris Johnson	316	1,364	4.3	76t	11
2011	Chris Johnson	262	1,047	4.0	48t	4
2012	Chris Johnson	276	1,243	4.5	94t	6
2013	Chris Johnson	279	1,077	3.9	30t	6

Year	Player	Att	Yds	Avg	Lg	TD
2014	Bishop Sankey	152	569	3.7	22	2
2015	Antonio Andrews	143	520	3.6	38	3
2016	DeMarco Murray	293	1,287	4.4	75t	9
2017	Derrick Henry	176	744	4.2	75t	5
2018	Derrick Henry	215	1,059	4.9	99t	12
2019	Derrick Henry	303	1,540	5.1	74t	16
2020	Derrick Henry	378	2,027	5.4	94t	17
2021	Derrick Henry	219	937	4.3	76t	10

PASSING

Year	Player	Att	Cmp	Yds	Pct	TD	Int	Avg
1960	George Blanda	363	169	2,413	46.6	24	22	6.7
1961	George Blanda	362	187	3,330	51.7	36	22	9.2
1962	George Blanda	418	197	2,810	47.1	27	42	6.7
1963	George Blanda	423	224	3,003	52.9	24	25	7.0
1964	George Blanda	505	262	3,282	51.9	17	27	6.4
1965	George Blanda	442	186	2,542	42.1	20	30	5.8
1966	George Blanda	271	122	1,764	45.0	17	21	6.4
1967	Pete Beathard	231	94	1,114	40.7	9	14	4.8
1968	Pete Beathard	223	105	1,559	47.1	7	16	6.9
1969	Pete Beathard	370	180	2,455	48.6	10	21	6.4
1970	Charley Johnson	281	144	1,652	51.2	7	12	5.9
1971	Dan Pastorini	270	127	1,702	47.0	7	21	6.3
1972	Dan Pastorini	299	144	1,711	48.2	7	11	5.7
1973	Dan Pastorini	290	154	1,482	53.1	5	17	5.1
1974	Dan Pastorini	247	140	1,571	56.7	10	10	6.4
1975	Dan Pastorini	342	163	2,053	47.7	14	16	6.0
1976	Dan Pastorini	309	167	1,785	53.5	10	10	5.7
1977	Dan Pastorini	319	169	1,987	53.0	13	18	6.2
1978	Dan Pastorini	368	199	2,473	54.1	16	17	6.7
1979	Dan Pastorini	324	163	2,090	50.3	14	18	6.5
1980	Ken Stabler	454	293	3,202	64.5	13	28	7.0
1981	Ken Stabler	285	165	1,988	57.9	14	18	6.9
1982	Archie Manning	125	66	877	52.8	6	6	7.0
1983	Oliver Luck	217	124	1,375	57.1	8	13	6.3
1984	Warren Moon	450	259	3,338	57.6	12	14	7.4
1985	Warren Moon	377	200	2,709	53.1	15	19	7.2
1986	Warren Moon	488	256	3,489	52.5	13	26	7.2
1987	Warren Moon	368	184	2,806	50.0	21	18	7.6
1988	Warren Moon	294	160	2,327	54.4	17	8	7.9
1989	Warren Moon	464	280	3,631	60.3	23	14	7.8
1990	Warren Moon	584	362	4,689	62.0	33	13	8.0
1991	Warren Moon	655	404	4,690	61.7	23	21	7.2
1992	Warren Moon	346	224	2,521	64.7	18	12	7.3
1993	Warren Moon	520	303	3,485	58.3	21	21	6.7
1994	Billy Joe Tolliver	240	121	1,287	50.4	6	7	5.4
1995	Chris Chandler	356	225	2,460	63.2	17	10	6.9
1996	Chris Chandler	320	184	2,099	57.5	16	11	6.6
1997	Steve McNair	415	216	2,665	52.0	14	13	6.4
1998	Steve McNair	492	289	3,228	58.7	15	10	6.5
1999	Steve McNair	331	187	2,179	56.5	12	8	6.6
2000	Steve McNair	396	248	2,847	62.6	15	13	7.2
2001	Steve McNair	431	264	3,350	61.3	21	12	7.8
2002	Steve McNair	492	301	3,387	61.2	22	15	6.9
2003	Steve McNair	400	250	3,215	62.5	24	7	8.0

YEAR-BY-YEAR LEADERS

Year	Player	Att	Cmp	Yds	Pct	TD	Int	Avg	Year	Player	No	Yds	Avg	Lg	TD
2004	Billy Volek	357	218	2,486	61.1	18	10	7.0	2006	Drew Bennett	46	737	16.0	39	3
2005	Steve McNair	476	292	3,161	61.3	16	11	6.6	2007	Justin Gage	55	750	13.6	73	2
2006	Vince Young	357	184	2,199	51.5	12	13	6.2		Roydell Williams	55	719	13.1	48	4
2007	Vince Young	382	238	2,546	62.3	9	17	6.7	2008	Bo Scaife (TE)	58	561	9.7	44	2
2008	Kerry Collins	415	242	2,676	58.3	12	7	6.5	2009	Chris Johnson (RB)	50	503	10.1	69t	2
2009	Vince Young	259	152	1,879	58.7	10	7	7.3	2010	Chris Johnson (RB)	44	245	5.6	25	1
2010	Kerry Collins	278	160	1,823	57.6	14	8	6.6	2011	Nate Washington	74	1,023	13.8	57	7
2011	Matt Hasselbeck	518	319	3,571	61.6	18	14	6.9	2012	Kendall Wright	64	626	9.8	38	4
2012	Jake Locker	314	177	2,176	56.4	10	11	6.9	2013	Kendall Wright	94	1,079	11.5	45	2
2013	Ryan Fitzpatrick	350	217	2,454	62.0	14	12	7.0	2014	Delanie Walker	63	890	14.1	68	4
2014	Zach Mettenberger	179	107	1,412	59.8	8	7	7.9	2015	Delanie Walker	94	1,088	11.6	61t	6
2015	Marcus Mariota	370	230	2,818	62.2	19	10	7.6	2016	Rishard Matthews	65	945	14.5	60	9
2016	Marcus Mariota	451	276	3,426	61.2	26	9	7.6		Delanie Walker	65	800	12.3	47	7
2017	Marcus Mariota	453	281	3,232	62.0	13	15	7.1	2017	Delanie Walker	74	807	10.9	42	3
2018	Marcus Mariota	331	228	2,528	68.9	11	8	7.6	2018	Corey Davis	65	891	13.7	51	4
2019	Ryan Tannehill	286	201	2,742	70.3	22	6	9.6	2019	A.J. Brown	52	1,051	20.2	91t	8
2020	Ryan Tannehill	481	315	3,819	65.5	33	7	7.9	2020	A.J. Brown	70	1,075	15.4	73t	11
2021	Ryan Tannehill	531	357	3,734	67.2	21	14	7.0	2021	A.J. Brown	63	869	13.8	57t	5

RECEIVING

Year	Player	No	Yds	Avg	Lg	TD
1960	Bill Groman	72	1,473	20.5	80t	12
1961	Charlie Hennigan	82	1,746	21.3	80t	12
1962	Charlie Hennigan	54	867	16.1	75t	8
1963	Charlie Hennigan	61	1,051	17.2	83t	10
1964	Charlie Hennigan	101	1,546	15.3	53t	8
1965	Ode Burrell (RB)	55	650	11.8	52t	4
1966	Charles Frazier	57	1,129	19.8	79t	12
1967	Hoyle Granger (RB)	31	300	9.6	43	3
1968	Alvin Reed (TE)	46	747	16.2	60	5
1969	Alvin Reed (TE)	51	664	13.0	43	2
1970	Alvin Reed (TE)	47	604	12.9	34	2
1971	Jim Beirne	38	550	14.5	40	1
1972	Fred Willis (RB)	45	297	6.6	27	2
1973	Fred Willis (RB)	57	371	6.5	50	1
1974	Ken Burrough	36	492	13.7	51	2
1975	Ken Burrough	53	1,063	20.1	77t	8
1976	Ken Burrough	51	932	18.2	69	7
1977	Ken Burrough	43	816	19.0	85t	8
1978	Ken Burrough	47	624	13.3	44	2
1979	Ken Burrough	40	752	18.8	55t	6
1980	Mike Barber (TE)	59	712	12.1	79t	5
1981	Ken Burrough	40	668	16.7	71t	7
1982	Dave Casper (TE)	36	573	15.9	38	6
1983	Tim Smith	83	1,176	14.2	47t	6
1984	Tim Smith	69	1,141	16.5	75t	4
1985	Butch Woolfolk (RB)	80	814	10.2	80t	4
1986	Drew Hill	65	1,112	17.1	81t	5
1987	Ernest Givins	53	933	17.6	83t	6
1988	Drew Hill	72	1,141	15.8	57t	10
1989	Drew Hill	66	938	14.2	50	8
1990	Haywood Jeffires	74	1,048	14.2	87t	8
	Drew Hill	74	1,019	13.8	57	5
1991	Haywood Jeffires	100	1,181	11.8	44	7
1992	Haywood Jeffires	90	913	10.1	47	9
1993	Webster Slaughter	77	904	11.7	41	5
1994	Webster Slaughter	68	846	12.4	57	2
	Haywood Jeffires	68	783	11.5	50	6
1995	Haywood Jeffires	61	684	11.2	35t	8
1996	Frank Wycheck (TE)	53	511	9.6	29	6
1997	Frank Wycheck (TE)	63	748	11.9	42	4
1998	Frank Wycheck (TE)	70	768	11.0	38	2
1999	Frank Wycheck (TE)	69	641	9.3	35	2
2000	Frank Wycheck (TE)	70	636	9.1	26	4
2001	Derrick Mason	73	1,128	15.5	71t	9
2002	Derrick Mason	79	1,012	12.8	40	5
2003	Derrick Mason	95	1,303	13.7	50t	8
2004	Derrick Mason	96	1,168	12.2	37t	7
2005	Drew Bennett	58	738	12.7	55t	4

SCORING

Year	Player	TD	PAT	FG	Tot
1960	George Blanda	4	46	15	115
1961	George Blanda	0	64	16	112
1962	George Blanda	0	48	11	81
1963	George Blanda	0	37	9	64
1964	George Blanda	0	38	13	76
1965	George Blanda	0	28	11	61
1966	George Blanda	0	39	16	87
1967	John Wittenborn	0	30	14	72
1968	Wayne Walker	0	26	8	50
1969	Roy Gerela	0	29	19	86
1970	Roy Gerela	0	23	18	77
1971	Mark Moseley	0	25	16	73
1972	Skip Butler	0	12	16	51
1973	Skip Butler	0	15	21	66
1974	Skip Butler	0	29	9	56
1975	Skip Butler	0	31	18	85
1976	Skip Butler	0	24	16	72
1977	Toni Fritsch	0	19	12	55
1978	Earl Campbell (RB)	13	0	0	78
1979	Earl Campbell (RB)	19	0	0	114
1980	Toni Fritsch	0	26	19	83
1981	Toni Fritsch	0	32	15	77
1982	Dave Casper (TE)	6	0	0	36
1983	Florian Kempf	0	33	17	84
1984	Joe Cooper	0	13	11	46
1985	Tony Zendejas	0	29	21	92
1986	Tony Zendejas	0	28	22	94
1987	Tony Zendejas	0	32	20	92
1988	Tony Zendejas	0	48	22	114
1989	Tony Zendejas	0	40	25	115
1990	Lorenzo White (RB)	12	0	0	72
1991	Ian Howfield	0	25	13	64
1992	Al Del Greco	0	41	21	104
1993	Al Del Greco	0	39	29	126
1994	Al Del Greco	0	18	16	66
1995	Al Del Greco	0	33	27	114
1996	Al Del Greco	0	35	32	131
1997	Al Del Greco	0	32	27	113
1998	Al Del Greco	0	28	36	136
1999	Al Del Greco	0	43	21	106
2000	Al Del Greco	0	37	27	118
2001	Joe Nedney	0	34	20	94
2002	Joe Nedney	0	36	25	111
2003	Gary Anderson	0	42	27	123
2004	Gary Anderson	0	37	17	88
2005	Rob Bironas	0	30	23	99
2006	Rob Bironas	0	32	22	98
2007	Rob Bironas	0	28	35	133

YEAR-BY-YEAR LEADERS

Year	Player	TD	PAT	FG	Tot
2008	Rob Bironas	0	40	29	127
2009	Rob Bironas	0	37	27	118
2010	Rob Bironas	0	38	24	110
2011	Rob Bironas	0	34	29	121
2012	Rob Bironas	0	35	25	110
2013	Rob Bironas	0	41	25	116
2014	Ryan Succop	0	27	19	84
2015	Ryan Succop	0	29	14	71
2016	Ryan Succop	0	39	22	105
2017	Ryan Succop	0	31	35	136
2018	Ryan Succop	0	28	26	106
2019	Derrick Henry	18	0	0	108
2020	Derrick Henry	17	0	0	104
2021	Randy Bullock	0	42	26	120

Year	Player	No	Yds	Avg	Lg	TD
2011	Marc Mariani	32	748	23.4	49	0
2012	Darius Reynaud	53	1,240	23.4	105t	1
2013	Leon Washington	16	481	30.1	95	0
2014	Leon Washington	31	738	23.8	52	0
2015	Dexter McCluster	13	285	21.9	32	0
2016	Marc Mariani	26	560	21.5	37	0
2017	<i>Adoree' Jackson</i>	25	578	23.1	57	0
2018	Darius Jennings	22	698	31.7	94t	1
2019	Kalif Raymond	18	403	22.4	45	0
2020	Kalif Raymond	15	275	18.3	30	0
2021	Chester Rogers	14	282	20.1	37	0

PUNT RETURNS

Year	Player	No	Yds	Avg	Lg	TD
1960	<i>Billy Cannon</i>	4	96	24.0	51	0
1961	Billy Cannon	9	70	7.8	20	0
1962	Bobby Jancik	14	164	11.7	21	0
1963	Bobby Jancik	13	145	11.2	56	0
1964	Bobby Jancik	14	220	15.7	82t	1
1965	Bobby Jancik	12	85	7.1	25	0
1966	Ode Burrell	8	76	9.5	29	0
1967	Larry Carwell	9	154	17.1	54	0
1968	Sid Blanks	22	179	8.1	39	0
1969	Jerry LeVias	35	292	8.3	46	0
1970	Jerry LeVias	25	213	8.5	33	0
1971	Linzy Cole	14	107	7.6	31	0
1972	Ken Houston	25	148	5.9	33	0
1973	Jeff Severson	16	126	7.9	74	0
1974	<i>Billy Johnson</i>	30	409	13.6	49	0
1975	Billy Johnson	40	612	15.3	83t	3
1976	Billy Johnson	39	397	10.2	46	0
1977	Billy Johnson	35	539	15.4	87t	2
1978	Ronnie Coleman	16	142	8.9	32	0
1979	<i>Richard Ellender</i>	31	203	6.5	36	0
1980	Carl Roaches	47	384	8.2	68	0
1981	Carl Roaches	39	296	7.6	40	0
1982	Carl Roaches	19	104	5.5	25	0
1983	Carl Roaches	20	159	8.0	23	0
1984	Carl Roaches	26	152	5.8	18	0
1985	<i>Willie Drewrey</i>	24	215	9.0	23	0
1986	Willie Drewrey	25	262	7.7	25	0
1987	Kenny Johnson	24	196	8.2	26	0
1988	Kenny Johnson	30	170	5.7	16	0
1989	Kenny Johnson	19	122	6.4	19	0
1990	Gerald McNeil	30	172	5.7	26	0
1991	Pat Coleman	22	138	6.3	24	0
1992	Webster Slaughter	20	142	7.1	20	0
1993	Willie Drewrey	41	275	6.7	18	0
1994	Ernest Givins	37	210	5.7	78t	1
1995	Mel Gray	30	303	10.1	20	0
1996	Mel Gray	22	205	9.3	40	0
1997	Mel Gray	17	144	8.5	30	0
1998	Derrick Mason	31	228	7.4	25	0
1999	Derrick Mason	26	225	8.7	65t	1
2000	Derrick Mason	51	662	13.0	69t	1
2001	Derrick Mason	20	128	6.4	20	0
2002	<i>John Simon</i>	13	113	8.7	30	0
2003	Justin McCareins	29	330	11.4	58t	1
2004	Derrick Mason	24	93	3.9	13	0
2005	<i>Pacman Jones</i>	29	272	9.4	52t	1
2006	Pacman Jones	34	440	12.9	90t	3
2007	<i>Chris Davis</i>	31	293	9.5	39	0
2008	Chris Carr	32	323	10.1	44	0
2009	Alvin Pearman	11	112	10.2	18	0
2010	<i>Marc Mariani</i>	27	329	12.2	87t	1
2011	Marc Mariani	46	490	10.7	79t	1
2012	Darius Reynaud	31	410	13.2	81t	2
2013	Darius Reynaud	18	135	7.5	35	0
2014	Dexter McCluster	22	155	7.0	48	0

KICKOFF RETURNS

Year	Player	No	Yds	Avg	Lg	TD
1960	Ken Hall	19	594	31.3	104t	1
1961	Billy Cannon	18	439	24.4	47	0
1962	Bobby Jancik	24	726	30.3	61	0
1963	Bobby Jancik	45	1,315	29.3	53	0
1964	Ode Burrell	17	449	26.4	93t	1
1965	Bobby Jancik	18	430	23.9	43	0
1966	Bobby Jancik	34	875	25.7	53	0
1967	Zeke Moore	14	405	28.9	92	1
1968	Zeke Moore	32	787	24.6	45	0
1969	Jerry LeVias	38	940	24.7	87	0
1970	Jerry LeVias	26	598	23.0	37	0
1971	Linzy Cole	32	834	26.1	45	0
1972	<i>Willie Rodgers</i>	17	335	19.7	31	0
1973	Bob Gresham	27	723	26.8	103t	1
1974	<i>Billy Johnson</i>	29	785	27.1	67	0
1975	Billy Johnson	33	798	24.2	81t	1
1976	Billy Johnson	26	579	22.2	53	0
1977	Billy Johnson	25	630	25.2	76t	1
1978	Johnnie Dirden	32	780	24.4	60	0
1979	<i>Richard Ellender</i>	24	514	21.4	35	0
1980	Carl Roaches	37	746	20.2	46	0
1981	Carl Roaches	28	769	27.5	96t	1
1982	Carl Roaches	21	441	21.0	45	0
1983	<i>Steve Brown</i>	31	795	25.6	93t	1
1984	Carl Roaches	30	679	22.6	49	0
1985	<i>Willie Drewrey</i>	26	642	24.7	52	0
1986	Willie Drewrey	25	500	20.0	32	0
	<i>Allen Pinkett</i>	26	519	20.0	48	0
1987	<i>Curtis Duncan</i>	28	546	19.5	62	0
1988	Leonard Harris	34	678	19.9	56	0
1989	Kenny Johnson	21	372	17.7	39	0
1990	Gerald McNeil	27	551	20.4	64	0
1991	Allen Pinkett	26	508	19.5	41	0
1992	Pat Coleman	14	290	20.7	28	0
1993	Willie Drewrey	15	293	19.5	34	0
1994	Todd McNair	23	481	20.9	44	0
1995	Mel Gray	53	1,183	22.3	54	0
1996	Mel Gray	50	1,224	24.5	88	0
1997	<i>Derrick Mason</i>	26	551	21.2	54	0
1998	Mike Archie	42	913	21.7	50	0
1999	Derrick Mason	41	805	19.6	41	0
2000	Derrick Mason	42	1,132	27.0	66	0
2001	Derrick Mason	34	748	22.0	101t	1
2002	<i>John Simon</i>	20	371	18.6	29	0
2003	Jake Schifino	35	703	20.1	39	0
2004	Jason McAddley	38	849	22.3	45	0
2005	<i>Pacman Jones</i>	43	1,127	26.2	85	0
2006	Bobby Wade	50	1,194	23.9	48	0
2007	<i>Michael Griffin</i>	18	422	23.4	48	0
2008	Chris Carr	35	984	28.1	52	0
2009	<i>Kenny Britt</i>	24	523	21.8	56	0
2010	<i>Marc Mariani</i>	60	1,530	25.5	98t	1

YEAR-BY-YEAR LEADERS

Year	Player	No	Yds	Avg	Lg	TD	Year	Player	No	Yds	Avg	Lg	TD
2015	Dexter McCluster	24	217	9.0	37	0	2008	Michael Griffin (S)	7	172	24.6	83t	1
2016	Marc Mariani	29	235	8.1	18	0	2009	Cortland Finnegan (CB)	5	194	38.8	80	1
2017	Adoree' Jackson	34	290	8.5	46	0	2010	Michael Griffin (S)	4	50	12.5	28	0
2018	Adoree' Jackson	16	148	9.3	26	0	2011	Michael Griffin (S)	2	0	0.0	0	0
2019	Adam Humphries	12	78	6.5	21	0		Jason McCourty (CB)	2	52	26.0	30	0
2020	Kalif Raymond	23	208	9.0	40	0	2012	Michael Griffin (S)	4	59	14.8	33	0
2021	Chester Rogers	30	293	9.8	55	0		Jason McCourty (CB)	4	29	7.3	28	0

INTERCEPTIONS

Year	Player	No	Yds	Avg	Lg	TD
1960	Mark Johnston (CB)	4	42	10.5	33	0
	Dennit Morris (LB)	4	32	8.0	26	0
	Julian Spence (S)	4	5	1.3	5	0
1961	Jim Norton (S)	9	150	16.7	36	0
1962	Jim Norton (S)	8	75	9.4	36	0
1963	Fred Glick (S)	12	180	15.0	40	1
1964	Pete Jaquess (CB)	8	141	17.6	98t	1
1965	W.K. Hicks (CB)	9	156	17.3	31	0
1966	Jim Norton (S)	4	125	31.3	56	0
	Fred Glick (S)	4	47	11.8	41	0
1967	Miller Farr (CB)	10	264	26.4	67	3
1968	Ken Houston (S)	5	160	32.0	66t	2
1969	Miller Farr (CB)	6	48	8.0	35	0
1970	Zeke Moore (CB)	6	85	14.2	32	0
1971	Ken Houston (S)	9	220	24.4	48t	4
1972	Bob Atkins (S)	2	37	18.5	34	0
	John Charles (S)	2	6	3.0	6	0
1973	Guy Roberts (LB)	4	55	13.8	27	0
	Jeff Severson (S)	4	24	6.0	19	0
1974	Bob Atkins (S)	6	85	14.2	36	0
1975	Zeke Moore (CB)	5	137	27.4	74	0
1976	C.L. Whittington (S)	5	103	20.6	50	0
1977	Mike Reinfeldt (S)	5	78	15.6	30	0
1978	Willie Alexander (CB)	5	51	10.2	29	0
1979	Mike Reinfeldt (S)	12	205	17.1	39	0
1980	Jack Tatum (S)	7	100	14.3	35	0
1981	Greg Stemrick (CB)	3	94	31.3	38	0
	Carter Hartwig (DB)	3	78	26.0	36	0
1982	Robert Brazile (LB)	1	31	31.0	31	0
	Gregg Bingham (LB)	1	8	8.0	8	0
	Vernon Perry (S)	1	8	8.0	8	0
1983	Willie Tullis (DB)	5	65	13.0	44	0
1984	Willie Tullis (DB)	4	48	12.0	22	0
1985	Steve Brown (CB)	5	41	8.2	22	0
1986	Allen Lyday (S)	3	24	8.0	24	0
	Patrick Allen (CB)	3	20	6.7	18	0
1987	Keith Bostic (S)	6	-14	-2.3	7	0
1988	Jeff Donaldson (S)	4	29	7.3	23	0
1989	Steve Brown (CB)	5	54	10.8	41	0
1990	Richard Johnson (CB)	8	100	12.5	35	1
1991	Cris Dishman (CB)	6	61	10.2	43	0
1992	Jerry Gray (CB)	6	24	4.0	22	0
1993	Marcus Robertson (S)	7	137	19.6	69	0
1994	Darryll Lewis (CB)	5	57	11.4	20	0
1995	Darryll Lewis (CB)	6	145	24.2	98t	1
1996	Darryll Lewis (CB)	5	103	20.6	53	1
1997	Darryll Lewis (CB)	5	115	23.0	47t	1
	Marcus Robertson (S)	5	127	25.4	48	0
1998	Darryll Lewis (CB)	4	40	10.0	33	0
1999	Samari Rolle (CB)	4	65	16.3	30	0
2000	Samari Rolle (CB)	7	140	20.0	81t	1
2001	Andre Dyson (CB)	3	36	12.0	36	0
	Samari Rolle (CB)	3	3	1.0	3	0
2002	Lance Schulters (S)	6	56	9.3	28	0
2003	Samari Rolle (CB)	6	141	23.5	52	0
2004	Andre Dyson (CB)	6	135	22.5	44	0
2005	Reynaldo Hill (CB)	3	88	29.3	52t	1
2006	Chris Hope (S)	5	105	21.0	61t	1
2007	Keith Bulluck (LB)	5	63	12.6	35	0

2013	Alterraun Verner (CB)	5	68	13.6	34	1
2014	Jason McCourty (CB)	3	0	0.0	0	0
2015	Zach Brown (LB)	2	45	22.5	45	0
	Coty Sensabaugh (CB)	2	42	21.0	26t	1
2016	Perrish Cox (CB)	3	3	1.0	3	0
2017	Kevin Byard (S)	8	130	16.3	33	0
2018	Kevin Byard (S)	4	1	0.3	1	0
2019	Kevin Byard (S)	5	79	15.8	28	0
2020	Malcolm Butler (CB)	4	111	27.8	68	0
	Amani Hooker (S)	4	11	2.8	6	0
2021	Kevin Byard (S)	5	66	13.2	24t	1

SACKS

Year	Player	Total
1960	Don Floyd (DE)	4
1961	Doug Cline (LB)	6
1962	Ed Husmann (DT)	10
1963	Ed Husmann (DT)	5
	Gary Cutsinger (DE)	5
1964	Ed Husmann (DT)	4
	Don Floyd (DE)	4
1965	Gary Cutsinger (DE)	7
1966	Gary Cutsinger (DE)	5
1967	George Rice (DT)	6
1968	Pat Holmes (DE)	6
1969	Elvin Bethea (DE)	14
1970	Elvin Bethea (DE)	9.5
1971	Elvin Bethea (DE)	13
1972	Mike Tillemann (DT)	12
1973	Elvin Bethea (DE)	17
1974	Ted Washington (LB)	11
1975	Curly Culp (DT)	11.5
1976	Elvin Bethea (DE)	14.5
1977	James Young (DE)	7.5
1978	Elvin Bethea (DE)	8
1979	Jesse Baker (DE)	15.5
1980	Mike Stensrud (DE)	7
1981	Jesse Baker (DE)	10
1982	Jesse Baker (DE)	7.5
1983	Jesse Baker (DE)	5.5
1984	Jesse Baker (DE)	11
1985	Jesse Baker (DE)	5.5
1986	Ray Childress (DE)	5
1987	Ray Childress (DE)	6
1988	Ray Childress (DE)	8.5
	William Fuller (DE)	8.5
1989	Ray Childress (DE)	8.5
1990	Sean Jones (DE)	12.5
1991	William Fuller (DE)	15
1992	Ray Childress (DE)	13
1993	Sean Jones (DE)	13
1994	Lamar Lathon (DE)	8.5
1995	Anthony Cook (DE)	4.5
	Henry Ford (DE)	4.5
1996	Anthony Cook (DE)	7.5
1997	Kenny Holmes (DE)	7
	Gary Walker (DT)	7
1998	Lonnie Marts (LB)	4
1999	Jevon Kearse (DE)	14.5
2000	Jevon Kearse (DE)	11.5
2001	Jevon Kearse (DE)	10.0
2002	Kevin Carter (DE)	10.0

YEAR-BY-YEAR LEADERS

2003	Jevon Kearse (DE)	9.5
2004	Kevin Carter (DE)	6.0
2005	Kyle Vanden Bosch (DE)	12.5
2006	Kyle Vanden Bosch (DE)	6.5
2007	Kyle Vanden Bosch (DE)	12
2008	Albert Haynesworth (DT)	8.5
2009	Jacob Ford (DE)	5.5
2010	Jason Babin (DE)	12.5
2011	<i>Karl Klug (DT)</i>	7.0
2012	Derrick Morgan (DE)	6.5
2013	Jurrell Casey (DT)	10.5
2014	Derrick Morgan (OLB)	6.5
2015	Jurrell Casey (DT)	7.0
	Brian Orakpo (OLB)	7.0
2016	Brian Orakpo (OLB)	10.5
2017	Derrick Morgan (OLB)	7.5
2018	Jurrell Casey (DT)	7.0
2019	Harold Landry III (OLB)	9.0
2020	Harold Landry III (OLB)	5.5
2021	Harold Landry III (OLB)	12.0

TACKLES (SINCE 1974)

Year	Player	Solo	Assist	Total
1974	Gregg Bingham (LB)	128	78	206
1975	Gregg Bingham (LB)	110	75	185
1976	Gregg Bingham (LB)	100	91	191
1977	Gregg Bingham (LB)	95	95	190
1978	Gregg Bingham (LB)	109	114	223
1979	Gregg Bingham (LB)	100	103	203
1980	Gregg Bingham (LB)	112	100	212
1981	Gregg Bingham (LB)	112	60	172
1982	Daryl Hunt (LB)	61	24	85
1983	Gregg Bingham (LB)	87	48	135
1984	Robert Abraham (LB)	106	92	198
1985	Avon Riley (LB)	80	67	147
1986	John Grimsley (LB)	112	87	199
1987	<i>Al Smith (LB)</i>	46	56	102
1988	John Grimsley (LB)	70	45	115
1989	John Grimsley (LB)	73	30	103
1990	Al Smith (LB)	78	26	104
1991	Al Smith (LB)	101	45	146
1992	Al Smith (LB)	70	52	122
1993	Al Smith (LB)	67	28	95
1994	Al Smith (LB)	97	45	142

Year	Player	Solo	Assist	Total
1995	Blaine Bishop (S)	75	22	97
1996	Blaine Bishop (S)	73	36	100
1997	Barron Wortham (LB)	61	36	97
1998	Joe Bowden (LB)	88	57	145
1999	Blaine Bishop (S)	83	30	113
	Eddie Robinson (LB)	64	49	113
2000	Randall Godfrey (LB)	97	72	169
2001	Randall Godfrey (LB)	79	32	111
2002	Keith Bulluck (LB)	116	64	180
2003	Keith Bulluck (LB)	110	61	171
2004	Keith Bulluck (LB)	108	63	171
2005	Keith Bulluck (LB)	106	44	150
2006	Keith Bulluck (LB)	107	54	161
2007	David Thornton (LB)	97	43	140
2008	Keith Bulluck (LB)	83	37	120
2009	Stephen Tulloch (LB)	95	37	132
2010	Stephen Tulloch (LB)	121	48	169
2011	Jordan Babineaux (S)	81	36	117
2012	Akeem Ayers (LB)	79	31	110
2013	Bernard Pollard (S)	93	49	142
2014	Wesley Woodyard (LB)	66	68	134
2015	Avery Williamson (LB)	79	58	137
2016	Avery Williamson (LB)	76	73	149
2017	Wesley Woodyard (LB)	104	68	172
2018	Wesley Woodyard (LB)	85	39	124
2019	Rashaan Evans (LB)	84	55	139
2020	Kevin Byard (S)	79	32	111
2021	Kevin Byard (S)	58	30	88

INDIVIDUAL RECORDS: SERVICE

Number of Games Played in Regular Season

1960–1977: 14 games
 1978–1981, 1983–1986, 1988–2020: 16 games
 1982: 9 games
 1987: 15 games
 2021–present: 17 games

Most Seasons

19 Bruce Matthews, 1983-2001
 16 Elvin Bethea, 1968-83
 13 Brad Hopkins, 1993-2005
 13 Brett Kern, 2009-21
 12 Gregg Bingham, 1973-84
 12 Mike Munchak, 1982-93
 12 Craig Hentrich, 1998-09

Most Seasons, Active

9 Taylor Lewan, 2014-22

Most Games Played

296 Bruce Matthews, 1983-2001
 210 Elvin Bethea, 1968-83
 197 Brett Kern, 2009-21
 194 Brad Hopkins, 1993-2005
 177 Craig Hentrich, 1998-2009
 173 Gregg Bingham, 1973-84
 160 Ray Childress, 1985-95
 159 Mike Munchak, 1982-93

157 Keith Bulluck, 2000-09
 152 Benji Olson, 1998-2007
 151 Al Del Greco, 1991-2000
 148 Michael Roos, 2005-14
 147 Robert Brazile, 1975-84
 146 Ted Thompson, 1975-84
 145 Zeke Moore, 1967-77
 144 Rob Bironas, 2005-13
 144 Ken Burrough, 1971-81
 141 Michael Griffin, 2007-15
 141 Warren Moon, 1984-93

Most Games Played, Active

106 Kevin Byard, 2016-22
 105 Ben Jones, 2016-22
 105 Taylor Lewan, 2014-22

Most Consecutive Games Played

232 Bruce Matthews, 1987-2001
 177 Brett Kern, 2009-21
 147 Robert Brazile, 1975-84
 146 Craig Hentrich, 1998-2007
 144 Rob Bironas, 2005-13
 135 Beau Brinkley, 2012-20
 135 Elvin Bethea, 1968-77
 135 Keith Bulluck, 2000-09
 134 Gregg Bingham, 1973-81
 128 Eddie George, 1996-2003

Most Consecutive Games Played, Active

106 Kevin Byard, 2016-22
 49 Ben Jones, 2019-22

Most Consecutive Games Started

229 Bruce Matthews, 1987-2001
 147 Robert Brazile, 1975-84
 135 Elvin Bethea, 1968-77
 134 Gregg Bingham, 1973-81
 128 Eddie George, 1996-2003
 127 Keith Bulluck, 2001-09

Most Consecutive Games Started, Active

97 Kevin Byard, 2016-22
 49 Ben Jones, 2019-22

INDIVIDUAL RECORDS: SCORING

Most Seasons Leading Team

9 Rob Bironas, 2005-13
 9 Al Del Greco, 1992-2000
 7 George Blanda, 1960-66
 5 Ryan Succop, 2014-18
 5 Tony Zendejas, 1985-90

Most Consecutive Seasons Leading Team

9 Rob Bironas, 2005-13
 9 Al Del Greco, 1992-2000
 7 George Blanda, 1960-66
 5 Ryan Succop, 2014-18
 5 Tony Zendejas, 1985-89

POINTS

Career

1,060 Al Del Greco, 1991-2000 (322 PAT, 246 FG)
 1,032 Rob Bironas, 2005-13 (315 PAT, 239 FG)
 598 George Blanda, 1960-66 (4 TD, 301 PAT, 91 FG)
 548 Tony Zendejas, 1985-90 (197 PAT, 117 FG)
 529 Ryan Succop, 2014-19 (178 PAT, 117 FG)
 466 Derrick Henry, 2016-2022 (77 TD, 2 two-point)
 450 Eddie George, 1996-2003 (74 TD, 3 two-point)
 438 Earl Campbell, 1978-84 (73 TD)

Season

136 Ryan Succop, 2017 (31 PAT, 35 FG)
 136 Al Del Greco, 1998 (28 PAT, 36 FG)
 133 Rob Bironas, 2007 (28 PAT, 35 FG)

131 Al Del Greco, 1996 (35 PAT, 32 FG)
 127 Rob Bironas, 2008 (40 PAT, 29 FG)
 126 Al Del Greco, 1993 (39 PAT, 29 FG)
 123 Gary Anderson, 2003 (42 PAT, 27 FG)

Most Seasons, 100 or More Points

8 Al Del Greco, 1992-93, 1995-2000
 7 Rob Bironas, 2007-13
 3 Ryan Succop, 2016-18
 2 George Blanda, 1960-61
 2 Tony Zendejas, 1988-89
 2 Derrick Henry, 2019-20

Season, Rookie

92 Tony Zendejas, 1985 (29 PAT, 21 FG)
 86 Roy Gerela, 1969 (29 PAT, 19 FG)
 72 Bill Groman, 1960 (12 TD)

Game

30 Billy Cannon, @ N.Y. Titans, 12/10/61 (5 TD)
 26 Rob Bironas, @ Hou., 10/21/07 (8 FG, 2 PAT)
 26 George Blanda, vs. L.A. Chargers, 9/18/60 (3 TD, 5 PAT, 1 FG)

Game, Opponent

24 Art Powell, @ Oakland, 12/22/63
 24 Corey Dillon, @ Cincinnati, 12/4/97
 19 Robbie Gould, @ San Francisco, 12/17/17
 19 Cody Parkey, @ Philadelphia, 11/23/14
 19 Horst Muhlmann, vs. Cincinnati, 12/17/72

Most Consecutive Games Scoring

67 Al Del Greco, 1994-00
 46 Rob Bironas, 2006-08

TOUCHDOWNS

Career

77 Derrick Henry, 2016-22
 74 Eddie George, 1996-2003
 73 Earl Campbell, 1978-84
 58 Chris Johnson, 2008-13
 51 Charlie Hennigan, 1960-66
 48 Kenny Burrough, 1971-81
 Ernest Givins, 1986-94

Season

19 Earl Campbell, 1979
 18 Derrick Henry, 2019
 18 Bill Groman, 1961

Game

5 Billy Cannon, @ N.Y. Titans, 12/10/61

Game, Opponent

4 Art Powell, @ Oakland, 12/22/63
 4 Bob Hayes, @ Dallas, 12/20/70
 4 Corey Dillon, @ Cincinnati, 12/4/97
 3 21 times, last by Antonio Brown, @ Pittsburgh, 11/16/17

Most Consecutive Team Games Scoring TD

8 Bill Groman, 1961
 6 DeMarco Murray, 2016
 5 Derrick Henry, 2020
 5 Derrick Henry, 2019

INDIVIDUAL RECORDS: SCORING

5	Hoyle Granger, 1967
5	Ken Burrough, 1977
5	Earl Campbell, 1979
5	Earl Campbell, 1983
5	Chris Sanders, 1995
5	Eddie George, 1998-99
5	Kenny Britt, 2010

POINTS AFTER TOUCHDOWNS

Career

322	Al Del Greco, 1991-2000
315	Rob Bironas, 2005-13
301	George Blanda, 1960-66
197	Tony Zendejas, 1985-90
178	Ryan Succop, 2014-19
149	Toni Fritsch, 1977-81

Season

64	George Blanda, 1961
48	George Blanda, 1962
	Tony Zendejas, 1988

Game

8	George Blanda, vs. N.Y. Titans, 10/14/62
7	George Blanda, @ Denver, 11/5/61
7	George Blanda, vs. N.Y. Titans, 11/19/61
7	George Blanda, @ Oakland, 12/22/63
7	Teddy Garcia, vs. Cleveland, 12/9/90

Most Made, Opponent, Game

8	Stephen Gostkowski, @ New England, 10/18/09
7	Mason Crosby, @ Green Bay, 12/23/12
7	Cotton Davidson, @ Oakland, 12/22/63
7	Horst Muhlmann, vs. Cincinnati, 12/17/72
7	Jim Breech, @ Cincinnati, 12/17/89
7	Sebastian Janikowski, @ Oakland, 9/29/02
7	Lawrence Tynes, vs. Kansas City, 12/13/04

Most Consecutive PATs

285	Rob Bironas, 2006-13
229	Al Del Greco, 1993-2000
79	Gary Anderson, 2003-04
76	Al Del Greco, 1991-93
75	Skip Butler, 1972-76

Most Two-Point Conversions, Career

3	Eddie George, 1996-2003
3	Haywood Jeffires, 1987-95
3	Steve McNair, 1995-2005
3	Ryan Tannehill , 2019-2022

Most Two-Point Conversions, Season

3	Haywood Jeffires, 1994
---	------------------------

Most Two-Point Conversions, Game

1	36 times, last by MyCole Pruitt at N.Y. Jets, 10/3/21 (pass)
---	--

Most Two-Point Conversions, Opponent, Game

2	Charles Johnson @ Pittsburgh, 11/1/98 (pass, pass)
---	--

FIELD GOALS

Most Attempted, Career

295	Al Del Greco, 1991-2000
279	Rob Bironas, 2005-13
187	George Blanda, 1960-66
163	Tony Zendejas, 1985-90
140	Ryan Succop, 2014-19
122	Skip Butler, 1972-77

Most Attempted, Season

42	Ryan Succop, 2017
40	Roy Gerela, 1969
39	Al Del Greco, 1998
39	Rob Bironas, 2007
38	Al Del Greco, 1996
37	Tony Zendejas, 1989
35	Al Del Greco, 1997

Most Attempted, Game

8	Rob Bironas, @ Houston, 10/21/07
6	George Blanda, vs. N.Y. Titans, 10/9/60
6	George Blanda, vs. Denver, 9/14/63
6	Skip Butler, @ Cleveland, 10/12/75
6	Al Del Greco, vs. Atlanta, 12/5/93
6	Stephen Gostkowski, @ Minnesota, 9/27/20

Most Attempted, Opponent, Game

7	Tom Dempsey, Philadelphia, 11/12/72
6	Roy Gerela, Pittsburgh, 12/9/73
6	Jim Breech, @ Cincinnati, 11/1/87
6	John Carney, @ San Diego, 9/19/93
6	Sebastian Janikowski, @ Oakland, 11/24/13
6	Robbie Gould, @ San Francisco, 12/17/17
6	Cody Parkey, @ Philadelphia, 11/23/14
6	Blair Walsh, Minnesota, 9/11/16

Most Made, Career

246	Al Del Greco, 1991-2000
239	Rob Bironas, 2005-13
117	Ryan Succop, 2014-19
117	Tony Zendejas, 1985-90
91	George Blanda, 1960-66
81	Toni Fritsch, 1977-81

Most Made, Season

36	Al Del Greco, 1998
35	Ryan Succop, 2017
35	Rob Bironas, 2007
32	Al Del Greco, 1996
29	Al Del Greco, 1993
29	Rob Bironas, 2008
29	Rob Bironas, 2011

Most Made, Game

* 8	Rob Bironas, @ Houston, 10/21/07
6	Stephen Gostkowski, @ Minnesota, 9/27/20
5	Ryan Succop, vs. Indianapolis,

	10/16/17
5	Al Del Greco, @ Philadelphia, 12/3/2000
5	Roy Gerela, vs. Miami, 9/28/69

* Denotes NFL Record

Most Made, Opponent, Game

6	Robbie Gould, @ San Francisco, 12/17/17
6	Tom Dempsey, vs. Philadelphia, 11/12/72
6	John Carney, @ San Diego, 9/19/93
5	9 times, last by Nick Folk, @ New England, 11/28/21

Most Consecutive Field Goals Made

20	Al Del Greco, 1998-99
20	Rob Bironas, 2007-08
20	Rob Bironas, 2010
20	Rob Bironas, 2011-12
19	Ryan Succop, 2016-17
19	Rob Bironas, 2007
18	Al Del Greco, 1995-96
16	Ryan Succop, 2017
15	Ryan Succop, 2014-15
14	Al Del Greco, 1999-2000
14	Rob Bironas, 2011

Most Consecutive Games With Field Goal Made

20	Rob Bironas, 2009-10
19	Rob Bironas, 2006-07
13	Rob Bironas, 2011-12
12	Al Del Greco, 1998
12	Gary Anderson, 2003
12	Rob Bironas, 2008
10	George Blanda, 1964-65
10	George Blanda, 1966
10	Ryan Succop, 2016-17

Longest Field Goal

60	Rob Bironas, vs. Indianapolis, 12/3/06
56	Al Del Greco, vs. San Francisco, 10/27/96
56	Rob Bironas, @ Denver, 11/19/07
55	Stephen Gostkowski, @ Minnesota, 9/27/20
55	Rob Bironas, vs. Denver, 10/3/10
55	Rob Bironas, vs. Houston, 12/29/13
55	George Blanda, vs. San Diego, 12/3/61
54	Stephen Gostkowski, @ Minnesota, 9/27/20
54	George Blanda, @ Oakland, 11/11/62
54	Skip Butler, @ Buffalo, 9/19/76
54	Al Del Greco, vs. Kansas City, 9/20/92
54	Ryan Succop, @ Buffalo, 10/7/18

Longest Field Goal, Opponent

64	Matt Prater, @ Denver, 12/8/13
56	Jason Myers, @ Jacksonville, 12/24/16
56	Jason Elam, Denver, 11/26/95
55	Chris Bahr, @ Cincinnati, 9/23/79
55	Matt Stover, Cleveland, 11/17/91
54	(six times, last by Jason Myers, N.Y. Jets, 12/2/18)

INDIVIDUAL RECORDS: SCORING

Highest Field Goal Percentage, Career (100 made)

85.7	Rob Bironas, 2005-13, (239 of 279)
83.6	Ryan Succop, 2014-19 (117 of 140)
83.4	Al Del Greco, 1991-2000, (246 of 295)

Season

92.3	Al Del Greco, 1998 (36 of 39)
92.3	Rob Bironas, 2010 (24 of 26)
91.7	Ryan Succop, 2016 (22 of 24)
90.6	Rob Bironas, 2011 (29 of 32)
89.7	Rob Bironas, 2007 (35 of 39)
87.9	Rob Bironas, 2008 (29 of 33)

87.5	Ryan Succop, 2015 (14 of 16)
87.1	Gary Anderson, 2003 (27 of 31)
87.1	Al Del Greco, 1995 (27 of 31)
86.7	Ryan Succop, 2018 (26 of 30)

SAFETIES

Most Safeties, Career

2	Elvin Bethea (1968-83)
2	James Young (1977-79)

Most Safeties, Game

1	41 times, last by Cameron Wake at Cleveland (9/8/19), sack in end zone
---	--

INDIVIDUAL RECORDS: RUSHING

Most Seasons Leading Team

8	Eddie George, 1996-2003
6	Earl Campbell, 1978-84
6	Chris Johnson, 2008-13
5	Derrick Henry , 2017-21
4	Mike Rozier, 1985-90

Most Consecutive Seasons Leading Team

8	Eddie George, 1996-2003
6	Earl Campbell, 1978-83
6	Chris Johnson, 2008-13
5	Derrick Henry , 2017-21
4	Mike Rozier, 1985-88

ATTEMPTS

Career

2,733	Eddie George, 1996-2003
1,979	Earl Campbell, 1978-84
1,742	Chris Johnson, 2008-13
1,603	Derrick Henry , 2016-22
1,000	Lorenzo White, 1988-94
910	Mike Rozier, 1985-90
907	Charles Tolar, 1960-66
773	Hoyle Granger, 1966-70, 72

Season

403	Eddie George, 2000
378	Derrick Henry , 2020
373	Earl Campbell, 1980
368	Earl Campbell, 1979
361	Earl Campbell, 1981

Game

39	Earl Campbell, vs. Seattle, 10/11/81
38	Earl Campbell, @ Kansas City, 10/12/80
37	Earl Campbell, vs. Cincinnati, 10/4/81

Game, Opponent

39	Corey Dillon, @ Cincinnati, 12/4/97
34	Rodney Hampton, N.Y. Giants, 11/21/94
33	Le'Veon Bell, Pittsburgh, 11/17/14
32	Greg Pruitt, Cleveland, 12/3/81
32	Tony Collins, @ New England, 11/28/82
32	Melvin Gordon, @ San Diego, 11/6/16

YARDS GAINED

Career

10,009	Eddie George, 1996-2003
8,574	Earl Campbell, 1978-84
7,965	Chris Johnson, 2008-13
7,720	Derrick Henry , 2016-22
4,079	Lorenzo White, 1988-94
3,514	Hoyle Granger, 1966-70, 72
3,439	Steve McNair, 1995-05
3,426	Mike Rozier, 1985-90

Season

2,027	Derrick Henry , 2020
2,006	Chris Johnson, 2009
1,934	Earl Campbell, 1980
1,697	Earl Campbell, 1979
1,540	Derrick Henry , 2019
1,509	Eddie George, 2000
1,450	Earl Campbell, 1978

Season, Rookie

1,450	Earl Campbell, 1978
1,368	Eddie George, 1996
1,228	Chris Johnson, 2008
947	Rodney Thomas, 1995
756	Sid Blanks, 1964
652	Rob Carpenter, 1977

Game

250	Derrick Henry @ Houston, 1/3/21
238	Derrick Henry vs. Jacksonville, 12/6/18
228	Chris Johnson vs. Jacksonville, 11/1/09
219	Derrick Henry @ Houston, 10/30/22
216	Billy Cannon, @ N.Y. Titans, 12/10/61
216	Eddie George, vs. Oakland, 8/31/97
215	Derrick Henry , at Jacksonville, 12/13/20
212	Derrick Henry , vs. Houston, 10/18/20
211	Derrick Henry , @ Houston, 12/29/19
206	Earl Campbell, @ Chicago, 11/16/80

Game, Opponent

246	Corey Dillon, @ Cincinnati, 12/4/97
-----	-------------------------------------

215	Eric Dickerson, @ L.A. Rams, 12/9/84
204	Le'Veon Bell, Pittsburgh, 11/17/14
201	James Brooks, @ Cincinnati, 12/23/90

Longest Run

99	Derrick Henry vs. Jacksonville, 12/6/18 (TD)
94	Derrick Henry vs. Houston, 10/18/20 (TD)
94	Chris Johnson vs. N.Y. Jets, 12/17/12 (TD)
91	Chris Johnson vs. Houston, 9/20/09 (TD)
91	Sid Blanks vs. N.Y. Jets, 12/13/64 (TD)
89	Chris Johnson vs. Jacksonville, 11/1/09 (TD)
87	Marcus Mariota vs. Jacksonville, 12/6/15 (TD)
85	Chris Johnson vs. Arizona, 11/29/09 (TD)
83	Chris Johnson @ Buffalo, 10/21/12 (TD)
81	Earl Campbell vs. Miami, 11/20/78 (TD)

Longest Run, Opponent

97	Lamar Miller, @ Houston, 11/26/18 (TD)
91	Wilbert Montgomery, @ Philadelphia, 12/19/82 (TD)
80	Donald Brown, @ Indianapolis, 12/18/11 (TD)
80	Corey Dillon at Cincinnati, 10/8/2000 (TD)
80	Wray Carlton, vs. Buffalo, 12/5/65 (TD)
79	Bill Mathis, @ N.Y. Jets, 11/21/65

Most Seasons, 1,000 or More Yards

7	Eddie George, 1996-2000, 2002-03
6	Chris Johnson, 2008-13
5	Earl Campbell, 1978-81, 1983
3	Derrick Henry , 2018-20
1	Nine players, last by DeMarco Murray in 2016

Most Consecutive Seasons, 1,000 or More Yards

6	Chris Johnson, 2008-13
---	------------------------

INDIVIDUAL RECORDS: RUSHING

5	Eddie George, 1996-2000
4	Earl Campbell, 1978-81
3	Derrick Henry , 2018-20
2	Eddie George, 2002-03

Most Games, 200 or More Yards, Season

4	Earl Campbell, 1980
3	Derrick Henry , 2020

Most Games, 100 or More Yards, Career

39	Earl Campbell, 1978-84
36	Eddie George, 1996-03
35	Chris Johnson, 2008-13
30	Derrick Henry , 2016-22
11	Hoyle Granger, 1966-70, 1972
8	Mike Rozier, 1985-90

Most Games, 100 or More Yards, Season

12	Chris Johnson, 2009
11	Earl Campbell, 1979
10	Earl Campbell, 1980
10	Derrick Henry , 2020
8	Chris Johnson, 2010
8	Eddie George, 1997
7	Hoyle Granger, 1967
7	Earl Campbell, 1978, 1983

Most Consecutive Games, 100 or More Yards

12	Chris Johnson, 2009-10
7	Earl Campbell, 1979
6	Earl Campbell, 1980
5	Eddie George, 1998
5	Derrick Henry , 2022
5	Derrick Henry , 2021

AVERAGE GAIN**Career (Minimum 750 attempts)**

4.82	Derrick Henry (2016-22)
4.57	Chris Johnson (2008-13)
4.56	Hoyle Granger (1966-70, 1972)
4.33	Earl Campbell (1978-84)
4.08	Lorenzo White (1988-94)

Season

5.60	Chris Johnson, 2009
5.36	Derrick Henry , 2020
5.21	Sid Blanks, 1964
5.18	Earl Campbell, 1980
5.14	Gary Brown, 1993
5.08	Derrick Henry , 2019
5.05	Hoyle Granger, 1967

TOUCHDOWNS**Career**

74	Derrick Henry , 2016-22
73	Earl Campbell, 1978-84
64	Eddie George, 1996-2003
50	Chris Johnson, 2008-13
36	Steve McNair, 1995-2005
29	Lorenzo White, 1988-94
27	Mike Rozier, 1985-90

Season

19	Earl Campbell, 1979
17	Derrick Henry , 2020
16	Derrick Henry , 2019
15	LenDale White, 2008
14	Eddie George, 2000
14	Chris Johnson, 2009

Season, Rookie

13	Earl Campbell, 1978
----	---------------------

Game

4	Derrick Henry , vs. Jacksonville, 12/6/18
4	Earl Campbell, vs. Miami, 11/20/78
4	Lorenzo White, vs. Cleveland, 12/9/90

Game, Opponent

4	Corey Dillon, @ Cincinnati, 12/4/97
3	12 times, last by Marshall Faulk, @ Ind., 9/4/94

Most Consecutive Games, Rushing Touchdown

6	Earl Campbell, 9/4/83–10/16/83
5	Derrick Henry , 9/27/20–11/1/20
5	Derrick Henry , 11/3/19–12/8/19
5	Earl Campbell, 9/16/79–10/14/79
5	DeMarco Murray, 10/16/16–11/13/16
4	(Nine times, last by Derrick Henry , 9/19/22-10/9/22)

INDIVIDUAL RECORDS: PASSING**Most Seasons Leading Team**

10	Warren Moon, 1984-93
9	Dan Pastorini, 1971-79
8	Steve McNair, 1997-2003, 2005

Most Consecutive Seasons Leading Team

10	Warren Moon, 1984-93
9	Dan Pastorini, 1971-79
7	George Blanda, 1960-66
7	Steve McNair, 1997-2003

ATTEMPTS**Career**

4,546	Warren Moon, 1984-93
3,871	Steve McNair, 1995-2005
2,784	George Blanda, 1960-66
2,767	Dan Pastorini, 1971-79
1,765	Marcus Mariota, 2015-19
1,480	Ryan Tannehill , 2019-22
1,190	Vince Young, 2006-10
1,081	Kerry Collins, 2006-10
824	Pete Beathard, 1967-69
739	Ken Stabler, 1980-81

Season

655	Warren Moon, 1991
584	Warren Moon, 1990
531	Ryan Tannehill , 2021
520	Warren Moon, 1993
518	Matt Hasselbeck, 2011
505	George Blanda, 1964
492	Steve McNair, 1998
492	Steve McNair, 2002

Game

68	George Blanda, @ Buffalo, 11/1/64
60	George Blanda, vs. Oakland, 11/7/65
60	Billy Volek, @ Oakland, 12/19/04

Game, Opponent

68	Patrick Mahomes, @ Kansas City, 11/6/22
61	Colt McCoy, @ Cleveland, 10/2/11
59	Peyton Manning, @ Denver, 12/8/13
54	Matt Barkley, @ Chicago, 11/27/16
54	Blake Bortles, Jacksonville, 10/27/16
54	Matt Schaub, Houston, 12/19/10
54	Eric Zeier, @ Cleveland, 11/5/95

COMPLETIONS**Career**

2,632	Warren Moon, 1984-93
2,305	Steve McNair, 1995-2005
1,426	Dan Pastorini, 1971-79
1,347	George Blanda, 1960-66
1,110	Marcus Mariota, 2015-19
987	Ryan Tannehill , 2019-22
689	Vince Young, 2006-10
613	Kerry Collins, 2006-10
458	Ken Stabler, 1980-81

Season

404	Warren Moon, 1991
362	Warren Moon, 1990
357	Ryan Tannehill , 2021
319	Matt Hasselbeck, 2011
315	Ryan Tannehill , 2020
303	Warren Moon, 1993
301	Steve McNair, 2002
293	Ken Stabler, 1980

Game

41	Warren Moon, vs. Dallas, 11/10/91
40	Billy Volek, @ Oakland, 12/19/04

INDIVIDUAL RECORDS: PASSING

39	Billy Volek, @ San Diego, 10/3/04
37	George Blanda, @ Buffalo, 11/1/64
36	Ryan Fitzpatrick, vs. Arizona, 12/15/13
36	Warren Moon, vs. Seattle, 11/7/93

Game, Opponent

43	Patrick Mahomes, @ Kansas City, 11/6/22
40	Colt McCoy, @ Cleveland, 10/2/11
39	Peyton Manning, @ Denver, 12/8/13
37	Peyton Manning, @ Indianapolis, 11/3/02
36	Tim Couch, Cleveland, 9/22/02
36	Peyton Manning, Indianapolis, 10/11/09
36	Drew Brees, New Orleans, 12/11/11
36	Patrick Mahomes, Kansas City, 11/10/19
36	Nick Foles, Chicago, 11/8/20

Consecutive Completions in a Game (Since 1997)

19	Marcus Mariota, @ Houston, 11/26/18
15	Marcus Mariota, vs. Philadelphia, 9/30/18

Consecutive Completions to Begin a Game (Since 1997)

19	Marcus Mariota, @ Houston, 11/26/18
10	Marcus Mariota, vs. Green Bay, 11/13/16
10	Steve McNair, @ New England, 9/20/98

COMPLETION PERCENTAGE

Career (Minimum 1,500 attempts)

62.9	Marcus Mariota, 2015-19 (1,110 of 1,765)
59.5	Steve McNair, 1995-2005 (2,305 of 3,871)
57.9	Warren Moon, 1984-93 (2,632 of 4,546)
51.5	Dan Pastorini, 1971-79 (1,426 of 2,767)
48.4	George Blanda, 1960-66 (1,347 of 2,784)

Season

70.3	Ryan Tannehill , 2019 (201 of 286)
68.9	Marcus Mariota, 2018 (228 of 331)
67.2	Ryan Tannehill , 2021 (357 of 531)
65.6	Cody Carlson, 1992 (149 of 227)
65.5	Ryan Tannehill , 2020 (315 of 481)
64.7	Warren Moon, 1992 (224 of 346)
64.5	Ken Stabler, 1980 (293 of 454)
63.2	Chris Chandler, 1995 (225 of 356)
62.6	Steve McNair, 2000 (248 of 396)
62.5	Steve McNair, 2003 (250 of 400)

Game (Min. 20 attempts)

95.7	Marcus Mariota, @ Houston, 11/26/18 (22 of 23)
88.5	Chris Chandler, @ Cincinnati, 9/24/95 (23 of 26)

85.7	Ken Stabler, vs. Baltimore, 9/21/80 (18 of 21)
82.6	Steve McNair, vs. Indianapolis, 12/8/02 (19 of 23)
82.6	Warren Moon, vs. Miami, 10/1/89 (19 of 23)
82.1	Ken Stabler, @ Cleveland, 9/15/80 (23 of 28)
81.8	Marcus Mariota, vs. Jacksonville, 10/27/16 (18 of 22)
81.0	Ryan Tannehill, @ Indianapolis, 10/2/22 (17 of 21)
80.0	Chris Chandler, @ Cleveland, 11/5/95 (16 of 20)

YARDS GAINED

Career

33,685	Warren Moon, 1984-93
27,141	Steve McNair, 1995-2005
19,149	George Blanda, 1960-66
16,846	Dan Pastorini, 1971-79
13,207	Marcus Mariota, 2015-19
11,647	Ryan Tannehill , 2019-22
8,098	Vince Young, 2006-10
6,804	Kerry Collins, 2006-10
5,190	Ken Stabler, 1980-81
5,128	Pete Beathard, 1967-69

Season

4,690	Warren Moon, 1991
4,689	Warren Moon, 1990
3,819	Ryan Tannehill , 2020
3,734	Ryan Tannehill , 2021
3,631	Warren Moon, 1989
3,571	Matt Hasselbeck, 2011
3,489	Warren Moon, 1986
3,485	Warren Moon, 1993

Game

527	Warren Moon, @ Kansas City, 12/16/90
492	Billy Volek, @ Oakland, 12/19/04
464	George Blanda, @ Buffalo, 10/29/61
457	Jacky Lee, @ Boston, 10/13/61
432	Warren Moon, vs. Dallas, 11/10/91

Game, Opponent

446	Patrick Mahomes, @ Kansas City, 11/6/22
446	Patrick Mahomes, Kansas City, 11/10/19
425	Peyton Manning, @ Indianapolis, 12/5/04
407	Tom Flores, @ Oakland, 12/22/63
406	Tony Romo, @ Dallas, 10/10/10
397	Peyton Manning, @ Denver, 12/8/13
397	Matt Ryan, @ Atlanta, 9/29/19
393	Andrew Luck, @ Indianapolis, 9/28/14
389	Drew Brees, @ New Orleans, 11/8/15
389	Jim McMahon, @ San Diego, 9/17/89

Most Seasons, 3,000 or More Passing Yards

6	Warren Moon, 1984-93
5	Steve McNair, 1998, 2001-03, 2005
3	George Blanda, 1961, 1963-64

Most Games, 400 or More Passing Yards, Career

4	Warren Moon, 1984-93
2	Billy Volek, 2000-06
2	George Blanda, 1960-66
1	Ryan Fitzpatrick, 2013
1	Jacky Lee, 1960-63; 1966-67
1	Steve McNair, 1995-2005

Most Games, 400 or More Passing Yards, Season

2	Billy Volek, 2004
2	George Blanda, 1961
2	Warren Moon, 1991

Most Games, 300 or More Passing Yards, Career

38	Warren Moon, 1984-93
15	George Blanda, 1960-66

Most Games, 300 or More Passing Yards, Season

9	Warren Moon, 1990
6	Warren Moon, 1991

Most Consecutive Games, 300 or More Passing Yards

4	Warren Moon, 1990
3	George Blanda, 1964
3	Warren Moon, 1985
3	Warren Moon, 1991

Longest Pass Completion (All TDs)

98	Jacky Lee (to Willard Dewveall), vs. S.D., 11/25/62
95	George Blanda (to Dick Compton), vs. Buffalo, 12/5/65
92	Jacky Lee (to Bill Groman), vs. Denver, 11/20/60

Longest Pass Completion, Opponent (All TDs)

94	Jack Kemp (to Glenn Bass), Buffalo, 10/11/64
90	John McCormick (to Bob Scarpitto), @ Den 10/17/65

TOUCHDOWN PASSES

Career

196	Warren Moon, 1984-93
165	George Blanda, 1960-66
156	Steve McNair, 1995-2005
96	Dan Pastorini, 1971-79

Season

36	George Blanda, 1961
33	Warren Moon, 1990
33	Ryan Tannehill , 2020
27	George Blanda, 1962
26	Marcus Mariota, 2016
24	Steve McNair, 2003
24	George Blanda, 1963
24	George Blanda, 1960

Game

7*	George Blanda, vs. N.Y. Titans, 11/19/61
----	--

INDIVIDUAL RECORDS: PASSING

6	George Blanda, vs. N.Y. Titans, 10/14/62
5	Steve McNair, vs. Jacksonville, 12/26/99
5	Warren Moon, at Cincinnati, 10/11/92
5	Warren Moon, at Cleveland, 11/18/90
5	Warren Moon, vs. Cincinnati, 10/14/90
* Tied for NFL record	

Game, Opponent

6	Tom Flores, @ Oakland, 12/22/63
6	Tom Brady, @ New England, 10/18/09
6	Ryan Fitzpatrick, @ Houston, 11/30/14
5	Joe Namath, @ N.Y. Jets, 9/18/66
5	Craig Morton, @ Dallas, 12/20/70
5	Jim Kelly, Buffalo, 9/24/89
5	Kerry Collins, @ Oakland, 12/19/04
5	Ben Roethlisberger, @ Pittsburgh, 10/9/11
5	Blake Bortles, Jacksonville, 12/6/15

Most Consecutive Games, Touchdown Pass

23	Steve McNair, 2001-2002
21	Warren Moon, 1990-91
17	Warren Moon, 1992-93
15	George Blanda, 1963-64
14	George Blanda, 1964-65
14	Ryan Tannehill , 2020-21

HAD INTERCEPTED

Career

189	George Blanda, 1960-66
166	Warren Moon, 1984-93
139	Dan Pastorini, 1971-79

Season

42	George Blanda, 1962
----	---------------------

28	Ken Stabler, 1980
26	Warren Moon, 1986

Game

6	George Blanda, @ Buffalo, 9/9/62
6	George Blanda, vs. Denver, 11/14/65

Game, Opponent

6	Joe Namath, @ N.Y. Jets, 10/15/67
6	Bobby Hebert, Atlanta, 12/5/93
5	Rick Norton, @ Miami, 11/23/69
5	Keith Null, St. Louis, 12/13/09
4	8 times, last by Mark Sanchez, N.Y. Jets, 12/17/12

Most Consecutive Passes Attempted, No INT's

205	Marcus Mariota, 2018-19
161	Kerry Collins, 2008
159	Jake Locker, 2012-13
154	Billy Joe Tolliver, 1994

Most Attempts, No Interceptions, Game

56	Warren Moon, vs. Dallas, 11/10/91
----	-----------------------------------

PASSER RATING

Career (minimum 1,500 attempts)

89.6	Marcus Mariota, 2015-19
83.3	Steve McNair, 1995-05
80.4	Warren Moon, 1984-93
62.5	George Blanda, 1960-66
61.0	Dan Pastorini, 1971-79

Season (minimum 14 att. per team game)

117.5	Ryan Tannehill , 2019
106.5	Ryan Tannehill , 2020
100.4	Steve McNair, 2003
96.8	Warren Moon, 1990
95.6	Marcus Mariota, 2016
92.3	Marcus Mariota, 2018

91.5	Marcus Mariota, 2015
91.3	George Blanda, 1961
90.2	Steve McNair, 2001

Game (minimum 20 attempts)

158.3	Chris Chandler, @ Cincinnati, 9/24/95
149.8	Marcus Mariota, vs. Green Bay, 11/13/16
148.1	Marcus Mariota, vs. Jacksonville, 10/27/16
147.7	Marcus Mariota, @ Houston, 11/26/18
146.8	Steve McNair, vs. Houston, 10/12/03
146.1	Warren Moon, @ Cleveland, 11/18/90
145.8	Ryan Tannehill , vs. Detroit, 12/20/20
145.7	Ryan Tannehill , vs. Jacksonville, 9/20/20
145.1	Warren Moon, vs. Buffalo, 11/26/90
143.1	Chris Chandler, vs. Denver, 11/26/95

INDIVIDUAL RECORDS: PASS RECEIVING

RECEPTIONS

Most Seasons Leading Team

7	Ken Burrough, 1971-81
5	Haywood Jeffires, 1987-95
5	Frank Wycheck, 1996-2000

Most Consecutive Seasons Leading Team

6	Ken Burrough, 1974-79
5	Frank Wycheck, 1996-2000
4	Delanie Walker, 2014-2017
4	Charlie Hennigan, 1961-64
4	Derrick Mason, 2001-04
3	A.J. Brown, 2019-21
3	Alvin Reed, 1968-70

Career

542	Ernest Givins, 1986-94
515	Haywood Jeffires, 1987-95
482	Frank Wycheck, 1995-2002

480	Drew Hill, 1985-91
453	Derrick Mason, 1997-2004
410	Charlie Hennigan, 1960-66
408	Ken Burrough, 1971-81

Season

101	Charlie Hennigan, 1964
100	Haywood Jeffires, 1991
96	Derrick Mason, 2004
95	Derrick Mason, 2003
94	Delanie Walker, 2015
94	Kendall Wright, 2013
90	Drew Hill, 1991
90	Haywood Jeffires, 1992

Game

13	Charlie Hennigan, @ Boston, 10/13/61
13	Haywood Jeffires, @ N.Y. Jets, 10/13/91

13	Drew Bennett, @ Oakland, 12/19/04
12	Sid Blanks, @ San Diego, 9/12/64
12	Charlie Hennigan, @ Buffalo, 11/1/64
12	Charlie Hennigan, vs. Boston, 11/29/64
12	Derrick Mason, vs. Baltimore, 11/12/01
12	Derrick Mason, @ NYG, 12/1/02
12	Derrick Mason, @ San Diego, 10/3/04
12	Drew Bennett, vs. KC, 12/13/04
12	Kendall Wright, vs. Arizona, 12/15/13

Game, Opponent

14	Courtney Hawkins, @ Pittsburgh, 11/1/98
13	Priest Holmes, @ Baltimore, 10/11/98

INDIVIDUAL RECORDS: PASS RECEIVING

12	Cris Carter, @ Minnesota, 10/8/95
12	Brian Westbrook, @ Philadelphia, 11/19/06
12	Chad Johnson, @ Cincinnati, 11/25/07
12	Reggie Wayne, @ Indianapolis, 12/30/07
12	Jordy Nelson, @ Green Bay, 11/13/16
12	Michael Thomas, New Orleans, 12/22/19
12	Stefon Diggs, @ Buffalo, 9/19/22
11	Several times, last by Cooper Kupp, at L.A. Rams, 11/7/21

Most Consecutive Games, Pass Reception

99	Frank Wycheck, 1996-2002
83	Delanie Walker, 2013-19
82	Ernest Givins, 1988-93
82	Charlie Hennigan, 1960-66
80	Ken Burrough, 1971-78
76	Drew Hill, 1986-91
71	Nate Washington, 2009-13
63	Kendall Wright, 2012-16
58	Bob McLeod, 1961-66
55	Charley Frazier, 1962-68

Most Seasons, 50 or More Pass Receptions

8	Ernest Givins, 1986-93
6	Drew Hill, 1985-86, 1988-91
6	Haywood Jeffires, 1990-95
6	Frank Wycheck, 1996-2001
5	Delanie Walker, 2013-17
5	Derrick Mason, 2000-04
4	Charlie Hennigan, 1961-64
3	A.J. Brown, 2019-21
3	Curtis Duncan, 1990-92
3	Kendall Wright, 2012-14

YARDS

Career

7,935	Ernest Givins, 1986-94
7,477	Drew Hill, 1985-91
6,907	Ken Burrough, 1971-81
6,823	Charlie Hennigan, 1960-66
6,119	Haywood Jeffires, 1987-95

Season

1,746	Charlie Hennigan, 1961
1,561	Charlie Hennigan, 1964

Game

272	Charlie Hennigan, @ Boston, 10/13/61
245	Haywood Jeffires, @ Kansas City, 12/16/90
233	Drew Bennett, vs. Kansas City, 12/13/04
232	Charlie Hennigan, @ Buffalo, 10/29/61
225	Kenny Britt, vs. Philadelphia, 10/24/10
210	Drew Hill, @ Indianapolis, 12/22/85

Game, Opponent

247	Art Powell, @ Oakland, 12/22/63
-----	---------------------------------

238	DeAndre Hopkins, @ Houston, 11/30/14
212	Don Maynard, @ N.Y. Jets, 10/20/69
210	Bake Turner, N.Y. Jets, 11/10/63

Longest Pass Reception (All TDs)

98	Willard Dewveall, vs. San Diego, 11/25/62
95	Dick Compton, vs. Buffalo, 12/5/65
92	Bill Groman, vs. Denver, 11/20/60

Longest Pass Reception, Opponent (All TDs)

94	Glenn Bass, Buffalo, 10/11/64
90	Bob Scarpitto, @ Denver 10/17/65
86	Warrick Dunn, @ Atlanta, 11/23/03

Most Seasons, 1,000 or More Yds. Pass Receiving, Career

4	Derrick Mason, 2001-04
3	Charlie Hennigan, 1960-66
3	Drew Hill, 1985-91

Most Cons. Seasons, 1,000 or More Yds. Pass Rec., Career

4	Derrick Mason, 2001-04
2	A.J. Brown, 2019-20
2	Charlie Hennigan, 1963-64
2	Tim Smith, 1983-84

Most Games, 100 or More Yards Pass Receiving, Career

26	Charlie Hennigan, 1960-66
24	Drew Hill, 1985-91
18	Ernest Givins, 1986-94

Most Games, 100 or More Yards Pass Receiving, Season

9	Charlie Hennigan, 1964
---	------------------------

TOUCHDOWNS

Career

51	Charlie Hennigan, 1960-66
47	Ken Burrough, 1971-81
47	Drew Hill, 1985-91
47	Haywood Jeffires, 1987-95
46	Ernest Givins, 1986-94

Season

17	Bill Groman, 1961
12	Bill Groman, 1960
12	Charlie Hennigan, 1961
12	Charles Frazier, 1966

Game

3	17 times, last by Kenny Britt, vs. Philadelphia, 10/24/10
---	---

Game, Opponent

4	Art Powell, @ Oakland, 12/22/63
4	Bob Hayes, @ Dallas, 12/20/70
3	13 times, last by Stefon Diggs, @ Buffalo, 9/19/22

Most Consecutive Games Catching TD Pass

8	Bill Groman, 10/1/1961–11/19/1961
6	Bill Groman, 10/16/1960–11/25/1960
5	A.J. Brown, 10/13/2020–11/8/2020

5	Kenny Britt, 9/26/2010–10/24/2010
5	Chris Sanders, 11/12/1995–12/10/1995
5	Ken Burrough, 11/6/1977–12/4/1977
4	Kenny Britt, 12/26/2010–9/18/2011
4	Justin McCareins, 11/9/2003–12/1/2003
4	Kevin Dyson, 11/4/2001–11/25/2001
4	Willie Davis, 9/1/1996–09/29/1996
4	Curtis Duncan, 10/25/1987–11/15/1987
4	Dave Casper, 9/19/1982–12/5/1982
4	Charlie Hennigan, 11/19/1961–12/10/1961

RECEIVING AVERAGE

Career (minimum 200 receptions)

16.9	Ken Burrough, 1971-81
16.6	Charlie Hennigan, 1960-66
15.6	Drew Hill, 1985-91
15.1	Tim Smith, 1980-86
15.0	Nate Washington, 2009-14
14.8	Drew Bennett, 2001-06
14.6	Ernest Givins, 1986-94
13.8	Corey Davis, 2017-20
13.5	Derrick Mason, 1997-04

Season (minimum 32 receptions per 16 games)

23.5	Chris Sanders, 1995
23.5	Bill Groman, 1961
22.0	Charlie Joiner, 1971
21.3	Charlie Hennigan, 1961
20.5	Bill Groman, 1960
20.2	A.J. Brown, 2019
20.2	Drew Hill, 1987
20.1	Ken Burrough, 1975
19.8	Charley Frazier, 1966

Game (minimum 3 receptions)

60.7	Bill Groman, vs. Den, 11/20/60 (3 rec.)
46.3	Willard Dewveall, at SD, 11/25/62 (3 rec.)
44.7	Bill Groman, vs. Den, 11/05/61 (3 rec.)
42.0	Ernest Givins, at Cle, 11/22/87 (3 rec.)
41.3	Drew Bennett, at Ind, 12/05/04 (3 rec.)
40.7	Derrick Mason, vs. Cle, 12/02/01 (3 rec.)
40.0	Butch Woolfolk, vs. Mia, 09/08/85 (3 rec.)

INDIVIDUAL RECORDS: PUNTING

PUNTS

Career

923	Brett Kern, 2009-21
861	Craig Hentrich, 1998-09
522	Jim Norton, 1960-68
431	Cliff Parsley, 1977-82
316	Dan Pastorini, 1971-79
310	Greg Montgomery, 1988-93

Season

96	Rich Camarillo, 1994
93	Cliff Parsley, 1979
91	Cliff Parsley, 1978

Game

11	Rich Camarillo, vs. Pittsburgh, 11/6/94
11	Rich Camarillo, @ Pittsburgh, 12/3/95
10	10 times, last by Brett Kern, at Miami, 10/8/17

Game, Opponent

11	Wayne Crow, @ Oakland, 9/11/60
11	Bob Parsons, Chicago, 11/6/77
11	Mark Royals, Pittsburgh, 11/6/94
10	7 times, last by Donnie Jones, Houston, 12/2/12

Longest Punt

79	Brett Kern, vs. Indianapolis, 12/28/14
79	Jim Norton, vs. Kansas City, 11/22/64
78	Craig Hentrich, @ Pittsburgh, 1/2/2000
77	Greg Montgomery, @ San Diego, 9/19/93

Longest Punt, Opponent

78	Paul Maguire, @Buffalo, 9/21/69
78	Marv Bateman, @Buffalo, 9/19/76
74	Chris Hanson, Jacksonville, 11/20/05

AVERAGE GROSS YARDS

Career (minimum 250 attempts)

45.9	Brett Kern, 2009-21
43.6	Greg Montgomery, 1988-93
42.9	Craig Hentrich, 1998-2009
42.1	Jim Norton, 1960-68

Season

49.7	Brett Kern, 2017
47.6	Brett Kern, 2012
47.4	Brett Kern, 2015
47.2	Craig Hentrich, 1998
47.1	Brett Kern, 2019
47.1	Brett Kern, 2018
46.9	Greg Montgomery, 1992
46.8	Brett Kern, 2014
45.8	Brett Kern, 2020
45.6	Greg Montgomery, 1993

Game (4 punts)

60.5	Brett Kern, vs. Pittsburgh, 10/25/20
59.2	Greg Montgomery vs. Buffalo, 12/27/92
57.6	Greg Montgomery @ San Diego, 9/19/93
57.5	Craig Hentrich vs. Jacksonville, 11/4/01
57.0	Ryan Stonehouse , vs. N.Y. Giants, 9/11/22
56.8	Brett Kern vs. Seattle, 9/24/17
56.5	Brett Kern vs. Cincinnati, 11/12/17
55.5	Ryan Stonehouse , @ Buffalo, 9/19/22
55.3	Craig Hentrich vs. Pittsburgh, 11/15/98
54.9	Brett Kern @ Miami, 10/8/17

Game, Opponent (4 punts)

58.3	Rohn Stark, @ Indianapolis, 9/13/92
55.4	Brad Maynard, vs. N.Y. Giants, 10/1/00
55.3	Dave Jennings, @ N.Y. Giants, 12/5/82
55.1	Paul Maguire, @ Buffalo, 9/21/69
55.0	Lee Johnson, vs. Cincinnati, 10/24/93
55.0	Chris Jones, vs. Dallas, 9/14/14

AVERAGE NET YARDS (SINCE 1976)

Career (minimum 250 attempts)

40.8	Brett Kern, 2009-21
37.2	Craig Hentrich, 1998-09
36.6	Greg Montgomery, 1988-93
32.3	Cliff Parsley, 1977-82

Season (minimum 40 attempts per 16 games)

44.6	Brett Kern, 2017
43.1	Brett Kern, 2019
41.7	Brett Kern, 2018
40.8	Brett Kern, 2014
40.4	Brett Kern, 2021
40.4	Brett Kern, 2012
40.3	Brett Kern, 2015
39.7	Brett Kern, 2013
39.4	Brett Kern, 2011
39.2	Craig Hentrich, 1998
39.1	Greg Montgomery, 1993

Game (minimum 4 punts)

50.2	Brett Kern @ Miami, 10/8/17
49.8	Brett Kern vs. Kansas City, 11/10/19
49.8	Greg Montgomery vs. San Diego, 9/19/93
49.4	Greg Montgomery vs. Buffalo, 12/27/92
49.2	Brett Kern vs. Buffalo, 10/6/19
49.0	Brett Kern @ Jacksonville, 11/25/12
48.8	Brett Kern @ Baltimore, 11/9/14
48.7	Brett Kern vs. Houston, 10/26/14
48.6	Brett Kern @ San Diego, 9/16/12
48.5	Craig Hentrich vs. Jacksonville, 11/4/01

Game, Opponent (minimum 4 punts)

59.5	Rohn Stark, @ Indianapolis, 9/13/92
50.0	Pat McAfee, vs. Indianapolis, 9/27/15
49.8	Pat McAfee, @ Indianapolis, 12/9/12
49.5	Shane Lechler, vs. Oakland, 9/12/10
49.4	Matt Haack, @ Miami, 10/8/17
49.3	Josh Miller, vs. Pittsburgh, 11/21/99
49.0	Kevin Huber, @ Cincinnati, 9/21/14
48.0	Ben Graham, vs. Arizona, 11/29/09
48.0	Brian Hansen, vs. N.Y. Jets, 12/24/94
47.8	Bryan Anger, @ Houston, 12/29/19

INDIVIDUAL RECORDS: PUNT RETURNS

Most Seasons Leading Team

5	Carl Roaches, 1980-84
5	Derrick Mason, 1998-2001, 2004
4	Billy Johnson, 1974-80
4	Bobby Jancik, 1962-67

Most Consecutive Seasons Leading Team

5	Carl Roaches, 1980-84
4	Billy Johnson, 1974-80
4	Bobby Jancik, 1962-67

4 Derrick Mason, 1998-2001

PUNT RETURNS

Career

182	Derrick Mason, 1997-2004
155	Billy Johnson, 1974-80
151	Carl Roaches, 1980-84
104	Willie Drewrey, 1985-88, 1993

102 Marc Mariani, 2010-11, 2016

Season

51	Derrick Mason, 2000
47	Carl Roaches, 1980
46	Marc Mariani, 2011
41	Willie Drewrey, 1993
40	Billy Johnson, 1975
39	Carl Roaches, 1981
38	Billy Johnson, 1976

INDIVIDUAL RECORDS: PUNT RETURNS

Game	
8	Pacman Jones, @ Miami, 12/24/05
7	Billy Johnson, vs. Tampa Bay, 9/12/76
7	Willie Drewrey, vs. Indianapolis, 11/23/86

Game, Opponent	
7	Mike Fuller, San Diego, 12/17/78
7	Ron Fellows, Dallas, 12/13/82
7	Eric Metcalf, Cleveland, 11/8/92
6	6 times, last by Travis Benjamin, @ Cleveland, 9/20/15

YARDS GAINED

Career	
2,040	Billy Johnson, 1974-80
1,590	Derrick Mason, 1997-2004
1,095	Carl Roaches, 1980-84
1,054	Marc Mariani, 2010-11, 2016
771	Willie Drewrey, 1985-88, 1993

Season	
662	Derrick Mason, 2000
612	Billy Johnson, 1975
539	Billy Johnson, 1977

Game	
160	Darius Reynaud, vs. Jacksonville, 12/30/12
127	Billy Johnson, vs. Cincinnati, 10/5/75
117	Derrick Mason, vs. Cleveland, 11/19/2000
113	Billy Johnson, @ San Francisco, 12/7/75
110	Billy Johnson, vs. Cleveland, 10/16/77
104	Billy Johnson, @ Cleveland, 9/22/74

104	Carl Roaches, @ Cincinnati, 9/28/80
103	Billy Johnson, vs. N.Y. Jets, 9/18/77
103	Marc Mariani, @ Carolina, 11/13/11
101	Pacman Jones, vs. New England, 12/31/06

Game, Opponent	
161	Pete Athas, New Orleans, 10/3/76
154	Travis Benjamin, @ Cleveland, 9/20/15
133	Bruce Taylor, San Francisco, 11/15/70
126	Billy Johnson, Boston, 11/5/67
105	Dennis Northcutt, Cleveland, 9/22/02
102	R.W. McQuarters, Chicago, 11/14/04
100	Jon Stagers, Green Bay, 11/19/72

Longest Punt Return (All TDs)	
90	Pacman Jones, @ Philadelphia, 11/19/06
87	Billy Johnson, vs. Cleveland, 10/16/77
87	Marc Mariani, vs. Washington, 11/21/10
83	Billy Johnson, vs. Miami, 11/16/75

Longest Return, Opponent (All TDs)	
93	Bill Baird, N.Y. Jets, 11/10/63
85	Jon Stagers, Green Bay, 11/19/72
83	Phillip Buchanan, @ Oakland, 9/29/02
82	Keith Moody, Buffalo, 10/15/78
82	Corey Sawyer, Cincinnati, 9/25/94

YARDAGE AVERAGE

Career	
13.2	Billy Johnson, 1974-80

Season	
15.4	Billy Johnson, 1977

TOUCHDOWNS

Career	
5	Billy Johnson, 1974-80
4	Pacman Jones, 2005-06

Season	
3	Billy Johnson, 1975
3	Pacman Jones, 2006

Game	
2	Darius Reynaud, vs. Jacksonville (69 and 81 yards), 12/30/12
1	19 times, last by Tommie Campbell (65 yds), vs. Detroit, 9/23/12

Game, Opponent	
1	15 times, last by Jakeem Grant (74 yds), @ Miami, 10/9/16

INDIVIDUAL RECORDS: KICKOFF RETURNS

KICKOFF RETURNS

Most Seasons Leading Team	
4	Billy Jancik, 1962-67
4	Billy Johnson, 1974-80
4	Carl Roaches, 1980-84

Most Consecutive Seasons Leading Team	
4	Billy Johnson, 1974-77

Career	
158	Bobby Jancik, 1962-67
156	Derrick Mason, 1997-2004
150	Carl Roaches, 1980-84
121	Billy Johnson, 1974-80
118	Marc Mariani, 2010-11, 2016
111	Mel Gray, 1995-97

Season	
60	Marc Mariani, 2010
53	Darius Reynaud, 2012

53	Mel Gray, 1995
50	Mel Gray, 1996
50	Bobby Wade, 2006
45	Bobby Jancik, 1963
43	Pacman Jones, 2005
42	Mike Archie, 1998
42	Derrick Mason, 2000

Game	
8	Bobby Jancik, vs. Boston, 12/8/63
8	Bobby Jancik, @ Oakland, 12/22/63
8	Jason McAddley, vs. Denver, 12/25/04

Game, Opponent	
8	Brian Baschnagel, Chicago, 11/6/77
8	Antonio Chatman, @ Green Bay, 12/12/04
7	Bo Roberson, @ Oakland, 12/22/63
7	Glyn Milburn, Denver, 11/26/95
7	David Dunn, @ Cincinnati, 9/24/95
7	Aveion Cason, @ Detroit, 11/27/08

7	Deji Karim, @ Jacksonville, 10/18/10
7	Michael Walker, vs. Jacksonville, 11/24/19

YARDS GAINED

Career	
4,185	Bobby Jancik, 1962-67
3,496	Derrick Mason, 1997-2004
3,276	Carl Roaches, 1980-84
2,902	Billy Johnson, 1974-80
2,838	Marc Mariani, 2010-11, 2016
2,592	Mel Gray, 1995-97

Season	
1,530	Marc Mariani, 2010
1,317	Bobby Jancik, 1963
1,240	Darius Reynaud, 2012
1,224	Mel Gray, 1996
1,194	Bobby Wade, 2006

INDIVIDUAL RECORDS: KICKOFF RETURNS

1,183 Mel Gray, 1995
 1,132 Derrick Mason, 2000
 1,127 Pacman Jones, 2005

Game

240 Bobby Jancik, @ Oakland, 12/22/63
 221 Bobby Jancik, vs. Boston, 12/8/63
 209 Leon Washington, @ Denver, 12/8/13

Game, Opponent

185 Brian Baschnagel, Chicago, 11/6/77
 178 Glyn Milburn, Denver, 11/26/95
 168 Deji Karim, @ Jacksonville, 10/18/10
 167 LaRod Stephens-Howling, Arizona, 11/29/09

Longest Kickoff Return (All TDs)

105 Darius Reynaud, vs. Detroit, 9/23/12
 104 Ken Hall, @ N.Y. Titans, 10/23/60
 103 Bob Gresham, @ Cincinnati, 9/23/73
 101 Derrick Mason, @ Cincinnati, 11/18/01
 100 Marc Mariani (16 yards) & Tommie Campbell (84 yards), vs. Tampa Bay, 11/27/11
 98 Marc Mariani, vs. Denver, 10/3/10
 97 Carl Roaches, vs. Pittsburgh, 9/18/83
 96 Carl Roaches, vs. Cincinnati, 10/4/81

Longest Kickoff Return, Opponent (All TDs)

107 Josh Huff, @ Philadelphia, 11/23/14
 102 Jakeem Grant, @ Miami, 9/9/18
 101 Eric Metcalf, Cleveland, 12/9/90
 100 Art Baker, @ Buffalo, 9/9/62
 100 Goldie Sellers, @ Denver, 10/2/66
 99 Tremain Mack, @ Cincinnati, 11/14/99
 99 LaRod Stephens-Howling, Arizona, 11/29/09
 98 Alvis Whitted, Jacksonville, 12/26/99
 97 Marc Logan, Miami, 10/1/89

AVERAGE YARDAGE

Career (75 returns)

26.5 Bobby Jancik, 1962-67
 24.1 Marc Mariani, 2010-11, 2016
 24.0 Billy Johnson, 1974-80
 23.4 Mel Gray, 1995-97
 22.4 Derrick Mason, 1997-2004
 21.8 Carl Roaches, 1980-84

Season

31.7 Darius Jennings, 2018
 31.3 Ken Hall, 1960
 30.3 Bobby Jancik, 1962

TOUCHDOWNS

Career

2 Billy Johnson, 1974-80
 2 Carl Roaches, 1980-84

Season

1 18 times, last by A.J. Brown, 2020

Game

1 18 times, last by A.J. Brown, @ Indianapolis, 11/29/20

Game, Opponent

1 13 times, last by Jakeem Grant, @ Miami, 9/9/18

INDIVIDUAL RECORDS: COMBINED YARDS

Combined Yards = Rushing + Receiving + Interception Returns + Kickoff Returns + Punt Returns + Fumble Returns

Career

12,153 Eddie George, 1996-03 (10,009 rushing, 2,144 receiving)
 11,202 Derrick Mason, 1997-2004 (6,114 rec., 3,496 KO returns, 1,590 PR, 2 rushing)
 9,985 Chris Johnson, 2008-2013 (7,966 rushing, 2,003 receiving, 17 KO returns)
 9,292 Earl Campbell, 1978-84 (8,574 rushing, 718 receiving)
 8,720 **Derrick Henry**, 2016-22 (7,720 rushing, 1,000 receiving)

8,704 Ernest Givins, 1986-94 (7,935 receiving, 397 PR, 345 rushing, 27 KO returns)
 7,500 Drew Hill, 1985-91 (1 rushing, 7,477 receiving, 22 KO returns)
 7,421 Ken Burrough, 1971-81 (6,907 receiving, 455 KO returns, 59 rushing)

Season

2,690 Derrick Mason, 2000 (1 rushing, 895 receiving, 1,132 kickoff returns, 662 punt returns)
 2,509 Chris Johnson, 2009 (2,006 rushing, 503 receiving)
 2,141 **Derrick Henry**, 2020 (2,027 rushing, 114 receiving)

2,043 Billy Cannon, 1961, (948 rushing, 586 receiving, 70 punt returns, 439 kickoff returns)
 2,004 Derrick Mason, 2001, (1,128 receiving, 748 kick returns, 128 punt returns)
 1,981 Earl Campbell, 1980, (1,934 rushing, 47 rec.)
 1,962 Eddie George, 2000 (1,509 rushing, 453 rec.)

Game

373 Billy Cannon, @ N.Y. Titans, 12/10/61

INDIVIDUAL RECORDS: YARDS FROM SCRIMMAGE

Scrimmage Yards = Rushing + Receiving

Career

12,153	Eddie George, 1996-2003 (10,009 rushing, 2,144 receiving)
9,968	Chris Johnson, 2008-2013 (7,966 rushing, 2,003 receiving)
9,292	Earl Campbell, 1978-1984 (8,574 rushing, 718 receiving)
8,720	Derrick Henry , 2016-22 (7,720 rushing, 1,000 receiving)
8,280	Ernest Givins, 1986-1994 (345 rushing, 7,935 receiving)
7,478	Drew Hill, 1985-1991 (1 rushing, 7,477 receiving)

Season

*2,509	Chris Johnson, 2009 (2,006 rushing, 503 receiving)
2,141	Derrick Henry , 2020 (2,027 rushing, 114 receiving)
1,981	Earl Campbell, 1980 (1,934 rushing, 47 receiving)
1,962	Eddie George, 2000 (1,509 rushing, 453 receiving)

* Denotes NFL Record

Game

330	Billy Cannon, @ N.Y. Titans, 12/10/61
284	Chris Johnson, vs. Houston, 9/20/09

272	Charlie Hennigan, @ Boston, 10/13/61
264	Derrick Henry , at Houston, 1/3/21
250	Derrick Henry , vs. Houston, 10/18/20
249	Eddie George, vs. Oakland, 12/9/99
245	Haywood Jeffires, @ Kansas City, 12/16/90
239	Chris Johnson, vs. Jacksonville, 11/1/09
238	Derrick Henry , vs. Jacksonville, 12/6/18
237	Derrick Henry , at Seattle, 9/19/21

INDIVIDUAL RECORDS: INTERCEPTIONS

Most Seasons Leading Team

5	Darryll Lewis, 1991-98
4	Kevin Byard , 2017-19, 2021
4	Michael Griffin, 2008, 2010-12
4	Samari Rolle, 1998-04
3	Jason McCourty, 2011-12, 2014
3	Jim Norton, 1960-68

Most Consecutive Seasons Leading Team

5	Darryll Lewis, 1994-98
---	------------------------

Career

45	Jim Norton, 1960-68
31	Cris Dishman, 1988-96
30	Freddy Glick, 1961-66
27	Tony Banfield, 1960-65
27	W.K. Hicks, 1964-69
27	Darryll Lewis, 1991-98
26	Mike Reinfeldt, 1976-83
25	Ken Houston, 1967-72
25	Michael Griffin, 2007-15
24	Kevin Byard , 2016-22
24	Zeke Moore, 1967-77
23	Willie Alexander, 1971-79
23	Samari Rolle, 1998-2004

Season

12	Freddy Glick, 1963
12	Mike Reinfeldt, 1979
10	Miller Farr, 1967

Game

3	Nine players, last by Kevin Byard , @ Cleveland, 10/22/17
---	--

Game, Opponent

4	Bobby Hunt, @ Kansas City, 10/4/64
3	Eight times, last by Glover Quin, @ Houston, 11/28/10

Consecutive Games Intercepted By

5	Pete Jaquess, 1964
4	Freddy Glick, 1963
4	Jim Norton, 1967
4	Miller Farr, 1967
4	Cris Dishman, 1991, 1993
4	Bo Orlando, 1991
4	Michael Griffin, 2010

YARDS GAINED

Career

650	Ken Houston, 1967-72
592	Jim Norton, 1960-68
540	Darryll Lewis, 1991-98
457	W.K. Hicks, 1964-69

Season

264	Miller Farr, 1967
220	Ken Houston, 1971
205	Mike Reinfeldt, 1979

Game

128	Miller Farr, @ N.Y. Jets, 10/15/67
115	Michael Griffin, vs. Pittsburgh, 12/21/08
109	Zach Brown, vs. Jacksonville, 12/30/12

Game, Opponent

177	Charlie McNeil, @ San Diego, 9/24/61
108	Bobby Hunt, @ Kansas City, 10/4/64
100	Rod Woodson, @ Oakland, 9/29/02

Longest Interception Return (All TDs)

99	Cortland Finnegan, vs. Houston, 9/21/08
98	Pete Jaquess, @ Oakland, 9/19/64
98	Darryll Lewis, @ Chicago, 10/22/95
97	Jordan Babineaux, @ Cleveland, 10/2/11
95	Willie Alexander, @ Green Bay, 9/25/77

Longest Interception Return, Opponent

98	Bob Suci, @ Boston, 11/1/63 (TD)
95	Marlon McCree, @ Houston, 12/21/03 (TD)
91	Booker Edgerson, @ Buffalo, 11/1/64 (TD)
86	Glen Edwards, Pittsburgh, 9/30/73 (TD)
86	Whitney Mercilus, Houston, 12/15/19

85	Adam Archuleta, @ St. Louis, 9/25/05 (TD)
82	Rod Woodson, @ Oakland, 9/29/02 (TD)
82	Kamu Grugier-Hill, Houston, 11/21/21

TOUCHDOWNS

Career

9	Ken Houston, 1967-72
5	Miller Farr, 1967-69
5	Darryll Lewis, 1991-98

Season

4	Ken Houston, 1971
---	-------------------

Game

2	Zach Brown, vs. Jacksonville, 12/30/12
2	Miller Farr, vs. Buffalo, 12/7/68
2	Ken Houston, vs. San Diego, 12/19/71

Game, Opponent

2	Lemar Parrish, Cincinnati, 12/17/72
1	many times, last by Matt Milano, at Buffalo, 9/19/22

INDIVIDUAL RECORDS: SACKS

Career

105.0	Elvin Bethea, 1968-83
74.5	Ray Childress, 1985-95
66.0	Jesse Baker, 1979-87

Season

17.0	Elvin Bethea, 1973
15.5	Jesse Baker, 1979
15.0	William Fuller, 1991
14.5	Jevon Kearse, 1999

Game

4.0	Ed Hussmann, vs. Dallas, 11/4/62
4.0	Ed Hussmann, vs. N.Y. Jets, 11/14/62
4.0	Elvin Bethea, @ San Diego, 10/17/76
4.0	Jesse Baker, vs. Kansas City, 9/16/79
4.0	William Fuller, vs. Pittsburgh, 11/28/93

3.5	Jason Jones, vs. Pittsburgh, 12/21/08
3.0	35 times, last by Jeffery Simmons , at L.A. Rams, 11/7/21

13	Ray Childress, 1985-95
12	Sean Jones, 1988-93
10	Jevon Kearse, 1999-2003

Consecutive Games, One or More Sacks

8	Curley Culp, 1974-75
8	Jevon Kearse, 1999
7	Sean Jones, 1990
6	Jesse Baker, 1979
6	Jesse Baker, 1981-82
6	Jevon Kearse, 2003
5	Harold Landry III , 2021
5	Harold Landry III , 2019
5	Brian Orakpo, 2016
5	Sean Jones, 1992
5	William Fuller, 1991

Most Games with Two or More Sacks, Career

26	Elvin Bethea, 1968-83
13	Jesse Baker, 1979-87

INDIVIDUAL RECORDS: FUMBLE RETURNS

Opponents' Fumble Returned for TD's, Career

4	Keith Bulluck, 2000-09
3	Doug Cline, 1960-66
3	Marcus Robertson, 1991-2000
2	Johnny Peacock, 1969-70
2	Robert Lyles, 1984-90
2	Ray Childress, 1985-95
2	Cris Dishman, 1988-96
2	Antwan Odom, 2004-07
2	Jason McCourty, 2009-16
2	Wesley Woodyard, 2014-19

Opponents' Fumble Returned for TD's, Season

2	Doug Cline, 1961
2	Marcus Robertson, 1997

2	Antwan Odom, 2005
---	-------------------

Opponents' Fumble Returned for TD's, Game

1	60 times, last by Kevin Byard at Jacksonville, 10/10/21
---	---

Longest Fumble Return (All TDs)

96	C.L. Whittington, @ New Orleans, 10/3/76
93	Robert Lyles, @ Cincinnati, 10/19/86
92	Cortland Finnegan, vs. Jacksonville, 12/17/06

INDIVIDUAL RECORDS: BLOCKED KICKS

Blocked Punts Returned for Touchdowns, Career

2	Cris Dishman, 1988-96
---	-----------------------

Blocked Punts Returned for Touchdowns, Game

1	13 times, last by Jason McCourty, vs. Indianapolis, 10/30/11
---	--

Blocked Field Goals Returned for Touchdowns, Game

1	Mark Johnston, 62 yards (11/26/61 vs. Denver)
---	---

1	Tony Banfield, 50 yards (12/9/62 vs. Oak.)
1	Ken Houston, 71 yards (10/15/67 @ N.Y. Jets)
1	Donald Mitchell, 69 yards (10/21/01 @ Detroit)
1	Tye Smith, 63 yards (12/1/19 @ Indianapolis)

Blocked Field Goal, Last Time

1	Denico Autry , vs. Miami, 1/2/22
---	---

Blocked Punt, Last time

1	Tim Shaw vs. Pittsburgh, 10/11/12
---	-----------------------------------

TEAM RECORDS: GAMES WON & LOST**GAMES WON****Most Consecutive Games Won**

13 (Dec. 16, 2007-Nov. 16, 2008)
11 (Oct. 17, 1993-Jan. 2, 1994)

Most Consecutive Games Without Defeat

13 (Dec. 16, 2007-Nov. 16, 2008)
11 (Oct. 13, 1961-Sept. 9, 1962)
11 (Oct. 17, 1993-Jan. 2, 1994)

Most Games Won, Season

13 (1999, 2000, 2008)
12 (1993, 2003, 2021)
11 (1962, 1979, 1980, 1991, 2002, 2020)

Most Consecutive Games Won, Season

11 (Oct. 17, 1993-Jan. 2, 1994)

Most Consecutive Games Won, Start of Season

10 (Sept. 7-Nov. 16, 2008)
5 (Sept. 14-Oct. 18, 2020)
3 (Sept. 12-Sept. 26, 1999)
3 (Sept. 1-Sept. 16, 1991)

Most Consecutive Games Won, End of Season

11 (Oct. 17, 1993-Jan. 2, 1994)

Most Consecutive Games Without Defeat, Season

11 (Oct. 17, 1993-Jan. 2, 1994)

Most Consecutive Games w/out Defeat, Start of Season

10 (Sept. 7-Nov. 16, 2008)
5 (Sept. 14-Oct. 18, 2020)
3 (Sept. 12-Sept. 26, 1999)
3 (Sept. 1-Sept. 16, 1991)

Most Consecutive Games w/out Defeat, End of Season

11 (Oct. 17, 1993-Jan. 2, 1994)

Most Home Games Won, Season

8 (1999)
7 (1988, 1991, 1993, 2000, 2003, 2008, 2021)

Most Consecutive Home Games Won

12 (Sept. 12, 1999-Nov. 5, 2000)
10 (Oct. 6, 2002-Nov. 16, 2003)
9 (Dec. 6, 1987-Nov. 20, 1988)
9 (Nov. 26, 1990-Nov. 17, 1991)

Most Consecutive Home Games Without Defeat

12 (Sept. 12, 1999-Nov. 5, 2000)
10 (Oct. 6, 2002-Nov. 16, 2003)

9 (Dec. 6, 1987-Nov. 20, 1988)
9 (Nov. 26, 1990-Nov. 17, 1991)

Most Road Games Won, Season

6 (1996, 2000, 2008, 2020)

Most Consecutive Road Games Won

8 (Dec. 16, 2007-Nov. 27, 2008)
5 (Dec. 1, 2019-Sept. 27, 2020)
5 (Nov. 19, 2006-Sept. 24, 2007)
5 (Oct. 17-Dec. 25, 1993)
5 (Oct. 29, 1961-Sept. 9, 1962)

Most Consecutive Road Games Without Defeat

8 (Dec. 16, 2007-Nov. 27, 2008)
6 (Oct. 13, 1961-Sept. 9, 1962)

Most Shutout Games Won or Tied, Season

2 (1966, 1977, 1993)

Overtime Wins, Regular Season

30-27 (@ Cincinnati, 9/23/79)
27-24 (vs. N.Y. Jets, 10/28/79)
23-20 (vs. Pittsburgh, 12/2/84)
17-14 (@ Indianapolis, 9/4/88)
26-23 (vs. Dallas, 11/10/91)
23-20 (vs. Kansas City, 9/20/92)
30-27 (@ Cincinnati, 10/6/96)
24-21 (vs. Oakland, 8/31/97)
17-14 (vs. Kansas City, 9/10/00)
31-28 (vs. Tampa Bay, 10/14/01)
32-29 (@ N.Y. Giants, 12/1/02)
26-20 (@ Houston, 12/10/06)
19-16 (vs. Green Bay, 11/2/08)
27-24 (vs. Miami, 12/20/09)
44-41 (vs. Detroit, 9/23/12)
34-28 (@ New Orleans, 11/8/15)
12-9 (@ Cleveland, 10/22/17)
26-23 (vs. Philadelphia, 9/30/18)
42-36 (vs. Houston, 10/18/20)
30-24 (@ Baltimore, 11/22/20)
33-30 (@ Seattle, 9/19/21)
34-31 (@ Indianapolis, 10/31/21)

GAMES LOST**Most Consecutive Games Lost**

18 (Oct. 9, 1972-Oct. 28, 1973)

Most Consecutive Games Without a Victory

18 (Oct. 9, 1972-Oct. 28, 1973)

Most Games Lost, Season

14 (1983, 1994, 2014)

Most Consecutive Games Lost, Season

11 (Oct. 9-Dec. 17, 1972)

Most Consecutive Games Lost, Start of Season

10 (Sept. 4-Nov. 6, 1983)

Most Consecutive Games Lost, End of Season

11 (Oct. 9-Dec. 17, 1972)

Most Consecutive Games Without Victory, Season

11 (Oct. 9-Dec. 17, 1972)

Most Consecutive Games Without Victory, Start of Season

10 (Sept. 4-Nov. 6, 1983)

Most Consecutive Games Without Victory, End of Season

11 (Oct. 9-Dec. 17, 1972)

Most Consecutive Home Games Lost

13 (Oct. 9, 1972-Dec. 16, 1973)

Most Consecutive Home Games Without Victory

13 (Oct. 9, 1972-Dec. 16, 1973)

Most Consecutive Road Games Lost

23 (Sept. 27, 1981-Nov. 4, 1984)

Most Consecutive Road Games Without Victory

23 (Sept. 27, 1981-Nov. 4, 1984)

Most Shutout Games Lost or Tied, Season

2 (1972, 1985)

TIE GAMES**Ties**

31-31 (@ Boston, 10/13/61)
28-28 (@ N.Y. Jets, 10/15/67)
31-31 (vs. Cincinnati, 11/9/69)
20-20 (@ Denver, 11/16/69)
31-31 (@ San Diego, 10/25/70)
13-13 (vs. New Orleans, 10/3/71)

Most Tie Games, Season

2 (1969)

TEAM RECORDS: SCORING

Most Points, Season

513 (1961)
491 (2020)
435 (2003)
424 (1988)

Fewest Points, Season

136 (1982, nine games)
199 (1967)

Most Points, Game

58 (vs. Cleveland, 12/9/90)
56 (vs. N.Y. Titans, 10/14/62)
55 (vs. Oakland, 9/9/61)
55 (at Denver, 11/5/61)
49 (vs. San Diego, 12/19/71)
49 (at Oakland, 12/22/63)
49 (vs. N.Y. Titans, 11/19/61)
48 (vs. Cincinnati, 10/14/90)
48 (at N.Y. Titans, 12/10/61)
48 (at Green Bay, 10/11/04)

Most Points, Both Teams, Game

101 (Oakland 52, Oilers 49, @ Oakland, 12/22/63)
88 (Buffalo 47, Oilers 41, @ Houston, 9/24/89)

Fewest Points, Game

0 (21 times, last at Denver, 10/13/19)

Fewest Points, Both Teams, Game

6 (Oilers 6, Pittsburgh 0, @ Houston, 12/4/80)

Most Points, Shutout Victory, Game

55 (Oilers vs. Oakland, 9/9/61)

Fewest Points, Shutout Victory, Game

6 (Oilers vs. Pittsburgh, 12/4/80)

Largest Margin of Victory, Game

55 (Oilers 55, Oakland 0, @ Houston, 9/9/61)

Largest Margin of Defeat, Game

59 (Titans 0 at New England 59, 10/18/09)
54 (Oilers 7 at Cincinnati 61, 12/17/89)

Smallest Margin of Victory, Game

1 (14 times, last Titans 31, Vikings 30, @ Min., 9/27/20)

Smallest Margin of Defeat, Game

1 (23 times, last Giants 21 @ Titans 20, 9/11/22)

Most Points Overcome to Win Game

24 (at Cincinnati, 9/23/79)
23 (at New England, 11/12/78)
21 (at Atlanta, 11/23/03)
21 (vs. N.Y. Giants, 11/26/06)

Most Points, One Half

45 (vs. Cleveland, 12/9/90)

Most Points, First Quarter

24 (@ Indianapolis, 12/5/04)
21 (vs. Green Bay, 11/13/16)
21 (@ Tampa Bay, 9/13/15)
21 (vs. Houston, 12/19/10)
21 (@ Detroit, 11/27/08)
21 (vs. St. Louis, 10/31/99)

Most Points, Second Quarter

31 (vs. Cleveland, 12/9/90)
28 (vs. Cincinnati, 11/18/79)

Most Points, Third Quarter

28 (vs. Jacksonville, 11/24/19)
28 (vs. San Diego, 12/19/71)
28 (vs. Kansas City, 10/24/65)

Most Points, Fourth Quarter

27 (vs. Philadelphia, 10/24/10)
24 (vs. Denver, 11/26/61)
24 (vs. N.Y. Giants, 11/26/06)
24 (vs. Buffalo, 11/15/09)

Most Consecutive Games Scoring

160 (Nov. 14, 1999 - Dec. 21, 2008)
155 (Dec. 3, 1989 - Oct. 31, 1999)
121 (1977-85)

TOUCHDOWNS

Most Touchdowns, Season

66 (1961)

Fewest Touchdowns, Season

18 (1967)

Most Touchdowns, Game

8 (Oilers vs. N.Y. Titans, 10/14/62;
Oilers vs. Clev., 12/9/90)

Most Touchdowns, Both Teams, Game

14 (Oilers 7, Oakland 7, @ Oakland, 12/22/63)

POINTS AFTER TOUCHDOWN

Most PATs, Season

65 (1961)

Most PATs, Game

8 (Oilers vs. N.Y. Titans, 10/14/62)
7 (four times, last vs. Cleveland, 12/9/90)

Most PATs, Both Teams, Game

14 (Oilers 7, Oakland 7, @ Oakland, 12/22/63)

TWO-POINT CONVERSIONS

Most Two-Point Conversions, Season

4 (2020)
4 (1994)

Most Two-Point Conversions, Opponent, Season

4 (1999)
4 (1998)

Most Two-Point Conversions, Game

2 (vs. N.Y. Jets, 9/10/06)
1 (34 times, last at N.Y. Jets, 10/3/21)

Most Two-Point Conversions, Opponent, Game

3 (@ Pittsburgh, 11/1/98)

Most Two-Point Conversion Attempts, Season

7 (2020)
7 (1994)

Most Two-Point Conversion Attempts, Opp., Season

8 (2020)
6 (1999)

FIELD GOALS

Most Field Goals Attempted, Season

42 (2017)
40 (1969)
39 (2007)
38 (1996)
37 (1989)

Most Field Goals Attempted, Game

8 (at Houston, 10/21/07)
6 (five times, last @ Minnesota, 9/27/20)

Most Field Goals Attempted, Both Teams, Game

10 (Buffalo 7, @ Oilers 3, 12/5/65)
9 (Tennessee 6, @ New England 3, 10/5/03)
9 (Washington 6, @ Tennessee 3, 11/21/10)
9 (Detroit 4, @ Tennessee 5, 9/23/12)
9 (Tennessee 3, @ Oakland 6, 11/24/13)
9 (Tennessee 3, @ San Francisco 6, 12/17/17)

Most Field Goals, Season

36 (1998)
35 (2017)
35 (2007)
32 (1996)
29 (1993, 2008, 2011)

Fewest Field Goals, Season

8 (2019)
8 (1968)

Most Field Goals, Game

8 (@ Houston, 10/21/07)
6 (@ Minnesota, 9/27/20)
5 (vs. Miami, 9/28/69; @ Philadelphia, 12/3/00)

TEAM RECORDS: SCORING

Most Field Goals, Both Teams, Game

9	(Tennessee 3, @ San Francisco 6, 12/17/17)
8	(Tennessee 3, @ Buffalo 5, 12/24/06)

8	(Tennessee 8, @ Houston 0, 10/21/07)
8	(Indianapolis 3, @ Tennessee 5, 10/16/17)
7	(19 times, last Tennessee 6, @ Minnesota 1, 9/27/20)

TEAM RECORDS: FIRST DOWNS

Most First Downs, Season

381	(2020)
376	(1990)

Fewest First Downs, Season

138	(1982, nine games)
199	(1976)

Most First Downs, Game

34	(vs. Cleveland, 12/9/90)
----	--------------------------

Fewest First Downs, Game

4	(at Cleveland, 10/21/73)
5	(vs. Jacksonville, 12/17/06)

Most First Downs, Both Teams, Game

57	(Tennessee 21, Detroit 36, @ Tennessee, 9/23/12, OT)
56	(Tennessee 31, Houston 25, @ Tennessee, 10/18/20, OT)
56	(Tennessee 32, Arizona 24, @ Tennessee, 12/15/13, OT)
56	(Houston 33, Buffalo 23, @ Houston, 9/24/89, OT)
55	(Three times, last Tennessee 28, Detroit 27, @ Tennessee, 12/20/20)

Most First Downs Rushing, Season

155	(1980)
-----	--------

Fewest First Downs Rushing, Season

52	(1982, nine games)
62	(1971)

Most First Downs Rushing, Game

17	(three times, last @ Houston, 1/3/21)
----	---------------------------------------

Fewest First Downs Rushing, Game

0	(six times, last @ Denver, 10/13/19)
---	--------------------------------------

Most First Downs Passing, Season

251	(1990)
-----	--------

Fewest First Downs Passing, Season

81	(1982, nine games)
86	(1967)

Most First Downs Passing, Game

28	(@ Oakland, 12/19/04)
----	-----------------------

Fewest First Downs Passing, Game

0	(twice, last @ Buffalo, 11/10/85)
---	-----------------------------------

Most First Downs By Penalty, Season

37	(2015)
36	(2020)
36	(2019)
36	(2017)
36	(2013)
34	(2021)
32	(2016)

Fewest First Downs By Penalty, Season

5	(1982, nine games)
10	(1967)

Most First Downs By Penalty, Game

7	(vs. Indianapolis, 11/12/20)
7	(@ Atlanta, 9/9/90)

TEAM RECORDS: NET YARDS GAINED

Most Yards Gained, Season

6,343	(2020)
6,288	(1961)
6,222	(1990)

Fewest Yards Gained, Season

2,373	(1982, nine games)
3,191	(1972)

Most Yards Gained, Game

607	(vs. Houston, 10/18/20, overtime)
583	(vs. Dallas, 11/10/91, overtime)

Fewest Yards Gained, Game

81	(vs. Dallas, 11/24/74)
----	------------------------

TEAM RECORDS: RUSHING

Most Rushing Attempts, Season

616	(1979)
605	(1978)

Fewest Rushing Attempts, Season

225	(1982, nine games)
324	(1965)

Most Rushing Attempts, Game

56	(vs. San Diego, 9/28/75)
55	(vs. Oakland, 9/9/61)

Fewest Rushing Attempts, Game

7	(vs. N.Y. Giants, 12/8/85)
9	(vs. Cincinnati, 10/24/76)
10	(@ San Diego, 9/16/12)

Most Yards Gained Rushing, Season

2,690	(2020)
2,635	(1980)
2,592	(2009)
2,571	(1979)

Fewest Yards Gained Rushing, Season

799	(1982, nine games)
1,106	(1971)

Most Yards Gained Rushing, Game

332	(@ Kansas City, 10/19/08)
314	(@ Houston, 10/30/22)
305	(vs. Jacksonville, 11/1/09)
296	(vs. Kansas City, 11/27/77)
292	(@ Detroit, 11/27/08)

TEAM RECORDS: RUSHING

Fewest Yards Gained Rushing, Game

19 (twice, last vs. San Diego, 12/12/65)

Highest Average Gain Rushing, Season

 5.2 (2009)
 5.2 (2020)
 5.0 (2019)
 4.7 (2006)
 4.6 (three times, last in 2016)

Most Touchdowns Rushing, Season

 26 (2020)
 26 (1988)

Fewest Touchdowns Rushing, Season

 5 (1982, nine games)
 6 (2014)
 6 (1976)

Most Touchdowns Rushing, Game

5 (vs. L.A. Chargers, 9/18/60)

TEAM RECORDS: PASSING

Most Passes Attempted, Season

667 (1991)

Fewest Passes Attempted, Season

 287 (1982, nine games)
 333 (1967)

Most Passes Attempted, Game

 68 (@ Buffalo, 11/1/64 — 37 completed)
 61 (vs. Oakland, 11/7/65 — 27 completed)
 61 (@ Oakland, 12/19/04 — 40 completed)

Fewest Passes Attempted, Game

6 (vs. Cincinnati, 10/4/81)

Most Passes Attempted, Both Teams

 98 (Titans 61, Oakland 37, @ Oakland, 12/19/04)
 97 (Oilers 44, Denver 53, @ Houston, 12/2/62)
 97 (Titans 42, Detroit 55, @ Tennessee, 9/23/12)

Most Passes Completed, Season

411 (1991)

Fewest Passes Completed, Season

144 (1967)

Most Passes Completed, Game

41 (vs. Dallas, 11/10/91 — overtime)

Fewest Passes Completed, Game

1 (vs. Cincinnati, 10/4/81)

Most Yards Gained Passing, Season

4,805 (1990)

Fewest Yards Gained Passing, Season

1,381 (1967)

Most Yards Gained Passing, Game

527 (@ Kansas City, 12/16/90)

Fewest Yards Gained Passing, Game

-7 (@ New England, 10/18/09)

Most Times Sacked, Season

 65 (1994)
 58 (1985)

Fewest Times Sacked, Season

 11 (1962)
 12 (2008)

Most Times Sacked, Game

12 (vs. Dallas, 9/29/85)

Most Times Sacked, Both Teams, Game

14 (Oilers 12, Dallas 2, @ Houston, 9/29/85)

Most Touchdowns Passing, Season

48 (1961)

Fewest Touchdowns Passing, Season

9 (2007)

Most Touchdowns Passing, Game

7 (twice, last vs. N.Y. Titans, 10/14/62)

Most Touchdowns Passing, Both Teams, Game

11 (Oilers 5, Oakland 6, @ Oakland, 12/22/63)

Most Passes Had Intercepted, Season

48 (1962)*

Fewest Passes Had Intercepted, Season

 7 (2020)
 8 (2019)
 9 (2003, 2008)
 10 (1998)

Most Passes Had Intercepted, Game

6 (six times, last @ Cleveland, 11/30/86)

* Denotes League Record

TEAM RECORDS: PUNTING

Most Punts, Season

 100 (1976)
 96 (1994)
 93 (1979)

Fewest Punts, Season

34 (1990)

Most Punts, Game

11 (three times, last @ Pittsburgh, 12/3/95)

Fewest Punts, Game

0 (five times, last vs. Cincinnati, 10/27/91)

Highest Average Distance, Punting, Season

 49.7 (2017)
 47.4 (2015)
 47.2 (1998)
 47.1 (2019)
 46.8 (2014)
 46.4 (2018)
 45.3 (1993)
 45.2 (1992)

Highest Average Distance, Punting, Game

 60.5 (vs. Pittsburgh, 10/25/20)
 59.2 (vs. Buffalo, 12/27/92)

Highest Net Average, Punting, Season

 44.6 (2017)
 43.1 (2019)
 41.7 (2018)
 40.8 (2014)
 40.3 (2015)
 40.1 (2020)
 39.8 (2021)
 39.4 (2012)
 39.4 (2011)

TEAM RECORDS: PUNT RETURNS & KICKOFF RETURNS

PUNT RETURNS

Most Punt Returns, Season

53 (2000)
52 (1968)

Fewest Punt Returns, Season

15 (1960)

Most Punt Returns, Game

10 (vs. Tampa Bay, 9/12/76)

Most Yards, Punt Returns, Season

671 (2000)
620 (1975)

Fewest Yards, Punt Returns, Season

104 (1982, 9 games)
118 (1961)

Highest Average, Punt Returns, Season

15.3 (2012)
15.0 (1977)

Most Touchdowns, Punt Returns, Season

3 (1975, 2006 and 2012)

Most Touchdowns, Punt Returns, Game

2 (vs. Jacksonville, 12/30/12)
1 (19 times, last vs. Detroit, 9/23/12)

KICKOFF RETURNS

Most Kickoff Returns, Season

83 (1983)

Fewest Kickoff Returns, Season

23 (2018)
28 (2017)
30 (2019)
31 (1993)
32 (2011)
33 (2016)
33 (2015)

Most Kickoff Returns, Game

10 (twice, last at Cincinnati, 12/17/89)

Most Yards, Kickoff Returns, Season

1,835 (2006)
1,721 (1981)

Fewest Yards, Kickoff Returns, Season

589 (1993)

618 (2017)

629 (2016)

638 (2019)

680 (2015)

737 (2018)

767 (2020)

Highest Average, Kickoff Returns, Season

32.0 (2018)*
26.1 (2000)
26.0 (2011)
25.9 (1962)

Most Touchdowns, Kickoff Returns, Season

2 (three times, last in 1983)

Most Touchdowns, Kickoff Returns, Game

1 (18 times, last @ Indianapolis, 11/29/20)

TEAM RECORDS: FUMBLES

Most Fumbles, Season

42 (1994)
41 (1985)

Fewest Fumbles, Season

10 (2017)
14 (1982, nine games)
15 (2020)
17 (1962, 1999, 2011 and 2016)

Most Fumbles, Game

8 (@ Pittsburgh, 12/9/73)

Most Fumbles Lost, Season

25 (1994)

Fewest Fumbles Lost, Season

5 (2020)
6 (2018)
7 (1967, 2006 and 2016)
8 (2008, 2011 and 2017)

Most Fumbles Lost, Game

5 (twice, last vs. Philadelphia, 12/2/91)

Most Opponents' Fumbles Recovered, Season

28 (1977)

Most Opponents' Fumbles Recovered, Game

7 (@ Kansas City, 10/12/69)

Fewest Opponents' Fumbles Recovered, Season

4 (2014)
5 (2012)
6 (2016, 2018, 2021)
7 (2009)
8 (five times, last in 2020)

TEAM RECORDS: BLOCKED KICKS

Most Blocked Field Goals, Season

6 (1961)

Most Blocked Field Goals, Game

2 (at Indianapolis, 12/1/19)
2 (at Baltimore, 12/14/97)
2 (at Cleveland, 9/13/81)
2 (vs. Denver, 11/26/61)

Most Blocked Extra Points, Season

3 (1975)

Most Blocked Extra Points, Game

2 (at Cincinnati, 12/23/90)
2 (vs. Miami, 11/16/75)

Most Blocked Punts, Season

3 (1988)

Most Blocked Punts, Game

2 (at Pittsburgh, 10/16/88)
2 (at Philadelphia, 10/2/88)

TEAM RECORDS: PENALTIES**Fewest Penalties, Season (any)**

52 (1982, nine games)
58 (1963)

Fewest Penalties, 16-Game Season

82 (2018)
84 (1983)

Most Penalties, Season

148 (1989)

Fewest Penalties, Game

0 (vs. Jacksonville, 12/24/11)

0 (@ Cincinnati, 10/29/72)
0 (@ Buffalo, 11/1/64)
0 (vs. Kansas City, 10/27/63)
0 (vs. Oakland, 12/9/62)

Most Penalties, Game

18 (@ Jacksonville, 1/1/06)

Fewest Yards Penalized, Season (any)

424 (1982, nine games)

Fewest Yards Penalized, 16-Game Season

727 (2018)

773 (2007)

Most Yards Penalized, Season

1,150 (twice, last in 1988)

Most Yards Penalized, Game

212 (vs. Baltimore, 10/10/99)

TEAM RECORDS: DEFENSE**SCORING****Fewest Points Allowed, Season**

191 (2000)
199 (1967)
226 (1975)

Most Points Allowed, Season

471 (2012)
460 (1983)
447 (1973)

Fewest Points Allowed, Game

0 (17 times, last vs. Jacksonville, 12/12/21)

Most Points Allowed, Game

61 (twice, last @ Cincinnati, 12/17/89)

Fewest Touchdowns Allowed, Season

18 (1967)

Most Touchdowns Allowed, Season

55 (2012)
55 (2020)
53 (1983)

FIRST DOWNS**Fewest First Downs Allowed, Season**

183 (1969)

Most First Downs Allowed, Season

391 (2020)
358 (2012)
357 (2014)
356 (1985)
356 (2010)

Most First Downs Allowed, Game (since 1991)

39 (@ Denver, 12/8/13)
36 (vs. Detroit, 9/23/12)
34 (@ Cincinnati, 12/4/97)
33 (@ Houston, 10/1/17)

Fewest First Downs Allowed, Rushing, Season

62 (2000)

Most First Downs Allowed, Rushing, Season

147 (1972)

Fewest First Downs Allowed, Passing, Season

89 (1976)

Most First Downs Allowed, Passing, Season

247 (2020)
231 (2017)
227 (2016)
214 (2010)
213 (2019)

Fewest First Downs Allowed, Penalty, Season

13 (twice, last in 1969)

Most First Downs Allowed, Penalty, Season

48 (1985)

NET YARDS**Fewest Yards Allowed, Season**

3,375 (1968)

Most Yards Allowed, Season

6,372 (2020)
6,155 (1985)

Fewest Yards Allowed, Game

26 (vs. Denver, 9/3/66)

Most Yards Allowed, Game

619 (@ New England, 10/18/09)
584 (@ Cincinnati, 12/17/89)
583 (vs. Detroit, OT, 9/23/12)

Fewest Total Plays Allowed, Season

610 (1982, nine games)
840 (1970)

Most Total Plays Allowed, Season

1,139 (2010)
1,099 (2014)
1,091 (1985)

Fewest Total Plays Allowed, Game

36 (vs. Denver, 9/3/66)

Most Total Plays Allowed, Game

92 (vs. Detroit, OT, 9/23/12)

91 (@ Kansas City, OT, 11/6/22)
91 (@ Philadelphia, 11/19/06)
91 (@ Denver, 12/8/13)
87 (@ Cleveland, 10/2/11)
86 (vs. Washington, 11/21/10)
85 (three times, last @ Cleveland, 11/30/86, OT)

RUSHING**Fewest Yards Allowed, Rushing, Season**

1,027 (1960)

Most Yards Allowed, Rushing, Season

2,814 (1985)

Fewest Yards Allowed, Rushing, Game

4 (vs. Buffalo, 11/23/97)
5 (at San Francisco, 12/7/75)
8 (vs. Jacksonville, 12/12/21)
8 (at Boston, 11/25/60)

Most Yards Allowed, Rushing, Game

398 (@ Dallas Texans, 10/1/61)
302 (vs. Kansas City, 10/24/65)

Fewest Touchdowns Allowed, Rushing, Season

5 (1996 and 2017)

Most Touchdowns Allowed, Rushing, Season

27 (1984)

Fewest Attempts Allowed, Rushing, Season

298 (1982, nine games)
356 (2016)
362 (1962)

Most Attempts Allowed, Rushing, Season

596 (1984)

Fewest Attempts Allowed, Rushing, Game

8 (vs. Jacksonville, 12/12/21)
9 (vs. Denver, 12/11/16)
10 (@ Indianapolis, 12/30/07)
11 (vs. Miami, 10/1/89)

Most Attempts Allowed, Rushing, Game

56 (@ Dallas Texans, 10/1/61)

TEAM RECORDS: DEFENSE

PASSING

Fewest Net Yards Allowed, Passing, Season
1,671 (1968)

Most Net Yards Allowed, Passing, Season
4,439 (2020)
4,307 (2016)
4,139 (2009)
4,169 (2021)
4,084 (2001)

Fewest Net Yards Allowed, Passing, Game
-52 (vs. Cincinnati, 10/31/71)
-16 (vs. Chicago, 11/6/77)

Most Net Yards Allowed, Passing, Game
442 (vs. Detroit, OT, 9/23/12)
433 (vs. Kansas City, 11/10/19)
426 (@ New England, 10/18/09)
425 (@ Indianapolis, 12/5/04)
422 (@ Kansas City, OT, 11/6/22)
407 (@ Oakland, 12/22/63)
405 (vs. Buffalo, 10/11/64)

Fewest Touchdowns Allowed, Passing, Season
10 (1967, 2000)

Most Touchdowns Allowed, Passing, Season
36 (2020)
35 (1966)

Fewest Attempts Allowed, Passing, Season
284 (1982, nine games)
324 (1972)

Most Attempts Allowed, Passing, Season
635 (2016)
630 (2020)
628 (2021)
625 (2010)
605 (2017)
604 (2009)
598 (2019)
591 (2011)

Fewest Attempts Allowed, Passing, Game
11 (@ Pittsburgh, 9/11/05)

Most Attempts Allowed, Passing, Game
68 (@ Kansas City, OT, 11/6/22)
61 (@ Cleveland, 10/2/11)
59 (@ Denver, 12/8/13)
57 (@ Pittsburgh, 12/19/93)

Fewest Completions Allowed, Season
158 (1968)

Most Completions Allowed, Season
423 (2020)
410 (2010)
404 (2009)
395 (2021)
388 (2016)
386 (2019)
374 (2012)
369 (2011)
369 (2017)

Fewest Completions Allowed, Game
2 (vs. Denver, 9/3/66)

Most Completions Allowed, Game
43 (@ Kansas City, OT, 11/6/22)
43 (vs. Detroit, OT, 9/23/12)
40 (@ Cleveland, 10/2/11)
39 (@ Denver, 12/8/13)
38 (@ New England, 10/18/09)
37 (@ Indianapolis, 11/3/02)
36 (six times, last vs. Chicago, 11/8/20)

SACKS

Most Sacks, Season
55 (2000)
54 (1999)
52 (1993)
51 (1979)

Fewest Sacks, Season
19 (2020)
21 (1966)

Most Sacks, Game
9 vs. N.Y. Titans, 10/14/62
9 vs. Cincinnati, 10/31/71
8 at Arizona, 12/10/17
8 at Indianapolis, 11/26/17
8 at San Diego, 10/17/76
8 at Buffalo, 11/10/85
8 at Cincinnati, 9/12/82

INTERCEPTIONS

Most Interceptions, Season
36 (1963)

Fewest Interceptions, Season
3 (1982, nine games)*
6 (1972)

Most Interceptions, Game
6 (six times, last vs. Atlanta, 12/5/93)

Most Interceptions, Both Teams, Game
13 (Oilers 5, Denver 8, @ Houston, 12/2/62)

Most Yards Returning Interceptions, Season
676 (1962)

Most Yards Returning Interceptions, Game
245 (@ N.Y. Jets, 10/15/67)

Most TDs, Returning Interceptions, Season
7 (1967)

Most TDs, Returning Interceptions, Game
3 (vs. San Diego, 12/19/71)

PUNT RETURNS

Fewest Opponent Punt Returns, Season
20 (2020)
20 (1961)

22 (2021)
23 (1990)

Most Opponent Punt Returns, Season
64 (1979)
60 (twice, last in 1976)

Fewest Yards Allowed, Punt Returns, Season
144 (2005)
160 (2000)
171 (2020)
186 (1990)

Most Yards Allowed, Punt Returns, Season
748 (1979)
668 (1976)

Lowest Average Allowed, Punt Returns, Season
4.5 (2005)
5.3 (1969)

Highest Average Allowed, Punt Returns, Season
13.9 (2002)
13.6 (1961)

Most Touchdowns Allowed, Punt Returns, Season
3 (2002)
2 (1962, 1965 and 2016)

KICKOFF RETURNS

Fewest Opponent Kickoff Returns, Season
21 (2016)
22 (2015)
25 (2018)
26 (1982, nine games)
30 (2011)
31 (2014)
32 (1970, 1986, 2017)

Most Opponent Kickoff Returns, Season
81 (2003)
78 (1995, 1996)
76 (1999, 2000)
74 (2002)
71 (1990, 1997, 2009)

Fewest Yards Allowed, Kickoff Returns, Season
462 (2016)
564 (1982, nine games)
599 (2015)
680 (2011)
695 (1986)

Most Yards Allowed, Kickoff Returns, Season
1,714 (2009)
1,675 (1996)
1,596 (1999)
1,587 (2000)
1,528 (1997)

Lowest Average Allowed, Kickoff Returns, Season
15.7 (1992)

TEAM RECORDS: DEFENSE

Highest Average Allowed, Kickoff Returns, Season

27.8	(2018)
27.6	(2014)
27.2	(2015)
26.1	(2012)
25.0	(2008)
24.9	(1985, 2001)

Most Touchdowns Allowed, Kickoff Returns, Season

2	(1966, 1999)
---	--------------

PUNTING

Most Punts Forced, Season

105	(2000)
96	(1976)

Fewest Punts Forced, Season

38	(1982, 9 games)
45	(2020)
56	(1964, 1989)

Most Punts Forced, Game

11	(five times, last vs. Pittsburgh, 11/6/94)
----	--

Fewest Punts Forced, Game

0	5 times (11/12/78 at New England; 11/5/95 at Cleveland; 12/5/04 at Indianapolis; 9/26/10 at N.Y. Giants; 12/27/20 at Green Bay)
---	---

Lowest Punting Average Allowed (Gross), Season

37.1	(1960)
------	--------

* Denotes League Record

ALL-TIME TWO-POINT CONVERSIONS

TITANS

1994 Oilers: 4-7

9/4/94 vs. Ind	Bucky Richardson to Reggie Brown	Good
	Bucky Richardson to Haywood Jeffries	NG
10/13/94 vs. Cle	Billy Joe Tolliver to Haywood Jeffries	Good
12/11/94 vs. Sea	Billy Joe Tolliver to Haywood Jeffries	Good
	Billy Joe Tolliver to Todd McNair	NG
12/18/94 vs. KC	Billy Joe Tolliver to Webster Slaughter	NG
12/24/94 vs. NYJ	Bucky Richardson to Haywood Jeffries	Good

1995 Oilers: 2-5

10/8/95 vs. Min	Rodney Thomas run	Good
10/22/95 vs. Chi	Chris Chandler run	Good
11/12/95 vs. Cin	Will Furrer to Haywood Jeffries	NG
11/19/95 vs. KC	Rich Camarillo to Bruce Matthews	NG
12/24/95 vs. Buf	Rodney Thomas run	NG

1996 Oilers: 0-0

None **No Attempts**

1997 Oilers: 2-4

8/31/97 vs. Oak	Eddie George Run	Good
9/28/97 vs. Pitt	Steve McNair to Frank Wycheck	Good
11/16/97 vs. Jax	Rodney Thomas run	NG
12/14/97 vs. Bal	Steve McNair run	NG

1998 Oilers: 1-4

9/27/98 vs. Jax	Eddie George run	NG
10/11/98 vs. Bal	Eddie George run	NG
11/29/98 vs. Sea	Eddie George run	NG
12/20/98 vs. GB	Eddie George run	Good

1999 Titans: 1-3

10/3/99 vs. SF	Eddie George run	NG
11/28/99 vs. Cle	Frank Wycheck run	NG
12/5/99 vs. Bal	Steve McNair to Jackie Harris	Good

2000 Titans: 0-0

None **No Attempts**

2001 Titans: 3-4

10/14/01 vs. TB	Steve McNair to Kevin Dyson	Good
------------------------	-----------------------------	------

10/21/01 vs. Det

	Steve McNair to Drew Bennett	Good
12/16/01 vs. GB	Steve McNair to Kevin Dyson	NG
	Steve McNair to Derrick Mason	Good

2002 Titans: 2-6

9/8/02 vs. Phi	Steve McNair run	NG
	Eddie George run	Good
9/29/02 vs. Oak	Steve McNair to Derrick Mason	NG
	Steve McNair to Frank Wycheck	NG
	Eddie George Run	NG
12/1/02 vs. NYG	Steve McNair run	Good

2003 Titans: 3-4

10/5/03 vs. NE	Steve McNair to Tyrone Calico	Good
12/7/03 vs. Ind	Steve McNair Run	Good
	Steve McNair to Derrick Mason	NG
12/14/03 vs. Buf	Robert Holcombe run	Good

2004 Titans: 1-2

9/26/04 vs. Jax	Steve McNair to Derrick Mason	NG
11/21/04 vs. Jax	Steve McNair run	Good

2005 Titans: 0-1

10/30/05 vs. Oak	Steve McNair to Chris Brown	NG
-------------------------	-----------------------------	----

2006 Titans: 3-3

9/10/06 vs. NYJ	Travis Henry run	Good
	Kerry Collins pass to Drew Bennett	Good
10/1/06 vs. Dal	Vince Young run	Good

2007 Titans: 0-0

None **No Attempts**

2008 Titans: 1-1

10/27/08 vs. Ind	Kerry Collins pass to Ahmard Hall	Good
-------------------------	-----------------------------------	------

2009 Titans: 1-2

10/4/09 at Jax	Kerry Collins pass to Nate Washington	NG
	Chris Johnson run	Good

ALL-TIME TWO-POINT CONVERSIONS

TITANS

2010 Titans: 1-2 **Run 0-0, Pass 1-2**
 9/19/10 vs. Pit Kerry Collins pass to Kenny Britt Good
 10/31/10 at SD Vince Young pass incomplete to Chris Johnson NG

2011 Titans: 0-0 **No Attempts**
 None

2012 Titans: 1-1 **Run 0-0, Pass 1-1**
 11/4/12 vs. Chi Matt Hasselbeck pass to Kenny Britt Good

2013 Titans: 0-0 **No Attempts**
 None

2014 Titans: 0-1 **Run 0-1, Pass 0-0**
 10/26/14 vs. Hou Leon Washington run NG

2015 Titans: 3-5 **Run 0-1, Pass 3-4**
 9/27/15 vs. Ind Jalston Fowler run NG
 11/8/15 at NO Marcus Mariota pass to Delanie Walker Good
 11/29/15 vs. Oak Marcus Mariota pass to Dorial Green-Beckham Good
 12/13/15 at N.Y. Jets Marcus Mariota pass to Dexter McCluster Good
 12/27/15 vs. Hou Zach Mettenberger pass to Anthony Fasano NG

2016 Titans: 0-5 **Run 0-0, Pass 0-5**
 9/11/16 vs. Min Marcus Mariota pass to DeMarco Murray NG
 9/18/16 at Det Marcus Mariota sacked NG
 10/23/16 vs. Ind Aborted play, Brett Kern pass to Ryan Succop NG
 11/13/16 vs. GB Marcus Mariota pass to Rishard Matthews NG
 12/18/16 at KC Marcus Mariota pass incomplete NG

2017 Titans: 0-0 **Run 0-0, Pass 0-0**
 None

2018 Titans: 0-1 **Run 0-0, Pass 0-1**
 10/21/18 at LAC Marcus Mariota pass to Taywan Taylor NG

2019 Titans: 1-2 **Run 1-1, Pass 0-1**
 11/3/19 at Car Ryan Tannehill pass to Adam Humphries NG
 11/10/19 vs. KC Ryan Tannehill run Good

2020 Titans: 4-7 **Run 3-4, Pass 1-3**
 9/27/20 at Min Ryan Tannehill pass to Jonnu Smith NG
 10/18/20 vs. Hou Ryan Tannehill pass to Nick Westbrook-Ikhine Good
 11/1/20 at Cin Brett Kern pass intercepted by Josh Byner NG
 11/22/20 at Bal Ryan Tannehill run Good
 12/6/20 vs. Cle Derrick Henry run NG
 Ryan Tannehill run Good
 12/20/20 vs. Det Derrick Henry run Good

2021 Titans: 2-2 **Run 1-1, Pass 1-1**
 9/26/21 vs. Ind Derrick Henry run Good
 10/3/21 at NYJ Ryan Tannehill pass to MyCole Pruitt Good

2022 Titans: 0-0 **Run 0-0, Pass 0-0**

Titans Overall Two-Point Statistics: 36-72 (50.0%)

OPPONENTS

1994 Opponents: 2-2 **Run 2-2, Pass 0-0**
 10/13/94 vs. Cle Tom Tupa Run Good
 12/4/94 vs. Ari Ronald Moore Run Good

1995 Opponents: 0-2 **Run 0-0, Pass 0-2**
 11/26/95 vs. Den John Elway to Shannon Sharpe NG
 12/17/95 vs. NYJ Boomer Esiason to Fred Baxter NG

1996 Opponents: 1-3 **Run 1-1, Pass 0-2**
 9/15/96 vs. Bal Vinny Testaverde pass NG
 11/10/96 at NO Michael Haynes run Good
 10/13/96 at Atl Bobby Hebert pass to Roell Preston NG

1997 Opponents: 0-1 **Run 0-0, Pass 0-1**
 10/5/97 vs. Sea Rick Tuten (kicking form.) bad snap, inc. pass NG

1998 Opponents: 4-5 **Run 0-0, Pass 4-5**
 11/1/98 vs. Pit Kordell Stewart to Charles Johnson Good
 Mike Tomczak to Charles Johnson Good
 Mike Tomczak to Will Blackwell Good
 11/8/98 vs. TB Trent Dilfer to Bert Emanuel NG
 12/26/98 vs. Min Randall Cunningham to Randy Moss Good

1999 Opponents: 4-6 **Run 0-1, Pass 4-5**
 9/12/99 vs. Cin Jeff Blake to Willie Jackson Good
 Ki-Jana Carter run NG
 Jeff Blake to Brian Milne Good
 9/19/99 vs. Cle Tim Couch Pass incomplete NG
 10/17/99 vs. NO B.J. Tolliver to Brett Bech Good
 1/2/00 vs. Pit Mike Tomczak to Hines Ward Good

2000 Opponents: 0-0 **No Attempts**
 None

2001 Opponents: 1-2 **Run 1-1, Pass 0-1**
 10/7/01 vs. Bal Elvis Grbac to Brandon Stokley NG
 12/2/01 vs. Cle Jamel White run Good

2002 Opponents: 3-4 **Run 0-0, Pass 3-4**
 11/3/02 vs. Ind Peyton Manning to Marvin Harrison Good
 11/17/02 vs. Pit Kordell Stewart to Dan Kreider Good
 Antwaan Randle El to Hines Ward Good
 12/1/02 vs. NYG Kerry Collins to Jeremy Shockey NG

2003 Opponents: 0-1 **Run 0-0, Pass 0-1**
 12/14/03 vs. Buf Drew Bledsoe to Bernard Shaw NG

2004 Opponents: 1-2 **Run 0-0, Pass 1-2**
 9/26/04 vs. Jax Byron Leftwich to Reggie Williams Good
 1/2/05 vs. Det Joey Harrington to Roy Williams NG

2005 Opponents: 2-2 **Run 0-0, Pass 2-2**
 10/11/05 vs. Hou David Carr to Corey Bradford Good
 11/27/05 vs. SF Ken Dorsey to Terry Jackson Good

2006 Opponents: 1-2 **Run 0-0, Pass 1-2**
 10/22/06 at Was Mark Brunell to Santana Moss Good
 10/29/06 vs. Hou Sage Rosenfels to Andre Johnson NG

2007 Opponents: 1-1 **Run 0-0, Pass 1-1**
 10/21/07 at Hou Sage Rosenfels to Andre Davis Good

ALL-TIME TWO-POINT CONVERSIONS

OPPONENTS

2008 Opponents: 0-1	Run 0-1, Pass 0-0	2018 Opponents: 0-0	No Attempts
9/21/08 vs. Hou	Aborted kick, Matt Turk run NG	None	
2009 Opponents: 1-1	Run 1-1, Pass 0-0	2019 Opponents: 2-4	Run 0-0, Pass 2-4
9/20/09 vs. Mia	Ricky Williams run Good	10/27/19 vs. TB	Jameis Winston pass incomplete NG Jameis Winston pass to Chris Godwin Good
2010 Opponents: 0-2	Run 0-2, Pass 0-0	11/24/19 vs. Jax	Nick Foles pass to DJ Chark Good Nick Foles pass incomplete NG
10/31/10 at SD	Aborted kick, Kris Brown run NG	2020 Opponents: 1-8	Run 0-2, Pass 1-6
11/14/10 at Mia	Ronnie Brown run NG	9/27/20 at Min	Kirk Cousins pass to Adam Thielen NG
2011 Opponents: 0-2	Run 0-2, Pass 0-0	10/13/20 vs. Buf	Josh Allen pass to Cole Beasley NG
12/11/11 vs. NO	Pierre Thomas run NG	10/18/20 vs. Hou	Deshaun Watson pass to Randall Cobb NG
1/1/12 at Hou	Snap over Jake Delhomme's head, rec. by Ten. NG	11/22/20 at Bal	Lamar Jackson pass to J.K. Dobbins Good
2012 Opponents: 1-2	Run 0-0, Pass 1-2	11/29/20 at Ind	Jacoby Brissett run NG Philip Rivers pass to Zach Pascal NG
9/23/12 vs. Det	Matthew Stafford pass to Nate Burleson Good	12/27/20 at GB	Aaron Jones run NG
12/30/12 vs. Jax	Chad Henne pass incomplete NG	1/3/21 at Hou	Deshaun Watson pass to Chad Hansen NG
2013 Opponents: 1-1	Run 1-1, Pass 0-0	2021 Opponents: 2-4	Run 0-0, Pass 2-4
9/15/13 at Hou	Arian Foster run Good	10/10/21 at Jax	Trevor Lawrence pass to Jamal Agnew NG
2014 Opponents: 0-1	Run 0-0, Pass 0-0	10/18/21 vs Buf	Dawson Knox pass to Josh Allen Good
12/14/14 vs. NYJ	Geno Smith pass incomplete NG	11/14/21 vs NO	Trevor Siemian pass to Mark Ingram II NG
2015 Opponents: 0-1	Run 0-0, Pass 0-1	1/9/22 at Hou	Davis Mills pass to Danny Amendola Good
12/6/15 vs. Jax	Blake Bortles pass incomplete NG	2022 Opponents: 2-4	Run 1-2, Pass 1-2
2016 Opponents: 1-3	Run 1-2, Pass 0-1	9/11/22 vs NYG	Jamie Gillan run NG Daniel Jones pass to Saquon Barkley Good
10/16/16 vs. Cle	Cody Kessler pass incomplete NG	9/25/22 vs LV	Derek Carr pass to Darren Waller NG
10/27/16 vs. Jax	Blake Bortles run Good	11/6/22 at KC	Patrick Mahomes run Good
11/13/16 vs. GB	James Starks run NG	Opponents Overall Statistics: 31-69 (44.9%)	
2017 Opponents: 0-2	Run 0-0, Pass 0-2		
9/17/17 at Jax	Blake Bortles pass incomplete NG		
9/24/17 vs. Sea	Russell Wilson pass incomplete NG		

ALL-TIME SHUTOUTS

ALL-TIME DEFENSIVE SHUTOUTS

Date	Opponent	Score
9/9/61	Oakland	55-0
9/10/66	Oakland	31-0
10/16/66	New York	24-0
10/13/68	at Boston	16-0
9/21/75	at New England	7-0
9/12/76	Tampa Bay	20-0
9/18/77	NY Jets	20-0
11/6/77	Chicago	47-0
12/4/80	Pittsburgh	6-0
10/22/89	Pittsburgh	27-0
9/27/92	San Diego	27-0
9/12/93	Kansas City	30-0
1/2/94	NY Jets	24-0
12/17/00	at Cleveland	24-0
12/25/00	Dallas	31-0
12/16/18	at NY Giants	17-0
12/12/21	Jacksonville	20-0

ALL-TIME OPPONENT SHUTOUTS

Date	Opponent	Score
12/4/60	at Dallas	0-24
12/1/63	at San Diego	0-27
10/12/69	at Kansas City	0-24
11/2/69	at Boston	0-24
11/1/70	at St. Louis	0-44
9/19/71	at Cleveland	0-31
10/9/72	Oakland	0-34
11/5/72	at Cleveland	0-20
11/25/73	New England	0-32
11/24/74	Dallas	0-10
12/11/76	Pittsburgh	0-21
9/22/85	at Pittsburgh	0-20
11/10/85	at Buffalo	0-20
12/7/86	at San Diego	0-27
11/26/89	at Kansas City	0-34
11/7/99	at Miami	0-17
12/28/08	at Indianapolis	0-23
10/18/09	at New England	0-59
11/28/10	at Houston	0-20
10/14/18	Baltimore	0-21
10/13/19	at Denver	0-16

GAME-WINNING FIELD GOALS

The franchise has totaled 53 game-winning field goals since 1960, including three playoff game winners. **Rob Bironas** leads the franchise with 11 game-winning field goals, followed by the 10 by former Oiler/Titan **Al Del Greco** (1991-00). Bironas' 60-yard field goal vs. Indianapolis (12/3/06) ranks as the longest game-winning field goal in franchise history. A game-winning field goal is defined as one that was the final score of the game and gave the kicker's team the lead at any time in the fourth quarter or overtime.

Date	Opp.	Kicker	Length	Final Score	Date	Opp.	Kicker	Length	Final Score
10/24/65	Kansas City	Spikes	15	38-36	10/15/06	at Washington	Bironas	30	25-22
10/31/65	at Buffalo	Blanda	8	19-17	11/26/06	N.Y. Giants	Bironas	49	24-21
10/26/69	Denver	Gerela	22	24-21	12/3/06	Indianapolis	Bironas	60	20-17
12/1/74	at Pittsburgh	Butler	34	13-10	12/24/06	at Buffalo	Bironas	30	30-29
9/17/78	San Francisco	Fritsch	19	20-19	10/21/07	at Houston	Bironas	29	38-36
10/1/78	at Cleveland	Fritsch	19	16-13	11/2/08	Green Bay	Bironas	41	19-16*
9/23/79	at Cincinnati	Fritsch	29	30-27*	11/23/09	at Houston	Bironas	53	20-17
10/28/79	N.Y. Jets	Fritsch	35	27-24*	12/20/09	Miami	Bironas	46	27-24*
9/28/80	at Cincinnati	Fritsch	29	13-10	9/23/12	Detroit	Bironas	26	44-41*
12/2/84	Pittsburgh	Cooper	30	23-20*	10/11/12	Pittsburgh	Bironas	40	26-23
11/3/85	Kansas City	Zendejas	38	23-20	12/18/16	at Kansas City	Succop	53	19-17
11/24/85	San Diego	Zendejas	51	37-35	10/22/17	at Cleveland	Succop	47	12-9*
1/3/88	Seattle	Zendejas	42	23-20*	9/16/18	Houston	Succop	31	20-17
9/4/88	at Indianapolis	Zendejas	35	17-14*	9/23/18	at Jacksonville	Succop	28	9-6
11/13/89	Cincinnati	Zendejas	28	26-24	9/14/20	at Denver	Gostkowski	25	16-14
11/10/91	Dallas	Del Greco	23	26-23*	9/20/20	Jacksonville	Gostkowski	49	33-30
9/20/92	Kansas City	Del Greco	39	23-20*	9/27/20	at Minnesota	Gostkowski	55	31-30
12/12/93	Cleveland	Del Greco	25	19-17	1/3/21	at Houston	Sloman	37	41-38
10/6/96	at Cincinnati	Del Greco	49	30-27*	9/19/21	at Seattle	Bullock	36	33-30*
8/31/97	Oakland	Del Greco	33	24-21*	10/31/21	at Indianapolis	Bullock	44	34-31*
12/13/98	at Jacksonville	Del Greco	41	16-13	12/23/21	San Francisco	Bullock	44	20-17
9/12/99	Cincinnati	Del Greco	33	36-35					
9/10/00	Kansas City	Del Greco	36	17-14*					
11/5/00	Pittsburgh	Del Greco	29	9-7					
12/3/00	at Philadelphia	Del Greco	50	15-13					
10/14/01	Tampa Bay	Nedney	49	31-28*					
10/21/01	at Detroit	Nedney	46	27-24					
12/22/01	at Oakland	Nedney	21	13-10					
12/01/02	at N.Y. Giants	Nedney	38	32-29*					
1/11/03	Pittsburgh	Nedney	26	34-31*					
1/3/04	at Baltimore	Anderson	46	20-17					
12/11/05	Houston	Bironas	21	13-10					

*Overtime games
Playoff games in **bold**

ALL-TIME RETURN TOUCHDOWNS

INTERCEPTION RETURN TOUCHDOWNS

Yards	Player	Date	Opp	Result
99	Cortland Finnegan	9/21/2008	Hou	W, 31-12
98	Darryll Lewis	10/22/1995	@ Chi	L, 32-35
97	Jordan Babineaux	10/2/2011	@ Cle	W, 31-13
95	Willie Alexander	9/25/1977	@ GB	W, 16-10
95	Pete Jaquess	9/19/1964	Oak	W, 42-28
90	Mark Johnston	10/27/1963	KC	W, 28-7
87	Perry Phenix	11/12/2000	Bal	L, 23-24
83	Michael Griffin	12/21/2008	Pit	W, 31-14
83	Adam Jones	12/17/2006	Jax	W, 24-17
81	Samari Rolle	10/30/2000	@ Was	W, 27-21
79	Zach Brown	12/30/2012	Jax	W, 38-20
76	Andrew Adams	10/23/2022	Ind	W, 19-10
76	Vincent Fuller	10/7/2007	Atl	W, 20-13
75	Vernon Perry	1/6/1980	@ Pit *	L, 13-27
73	Eugene Seale	10/4/1987	@ Den	W, 40-10
66	Ken Houston	9/14/1968	@ Mia	W, 24-10
62	Blaine Bishop	11/5/1995	@ Cle	W, 37-10
62	Miller Farr	11/26/1967	NE	W, 27-6
61	Chris Hope	12/17/2006	Jax	W, 24-17
61	Vincent Fuller	9/24/2007	@ NO	W, 31-14
60	Rocky Boiman	9/28/2003	@ Pit	W, 30-13
58	Bubba McDowell	1/3/1993	@ Buf *	L, 38-41
56	Malcolm Butler	12/22/2018	Was	W, 25-16
52	Lamar Lathon	9/8/1991	@ Cin	W, 30-7
52	Miller Farr	12/7/1968	Buf	W, 35-6
52	Reynaldo Hill	10/30/2005	Oak	L, 25-34

Yards	Player	Date	Opp	Result
51	Andre Dyson	10/12/2003	Hou	W, 38-17
51	Ken Houston	10/5/1969	Buf	W, 28-14
51	Miller Farr	10/15/1967	@ NYJ	T, 28-28
51	Zeke Moore	10/20/1969	@ NYJ	L, 17-26
49	Eddie Robinson	11/12/1995	Cin	L, 25-32
49	Colin McCarthy	11/11/2012	@ Mia	W, 37-3
48	Ken Houston	10/31/1971	Cin	W, 10-6
47	Darryll Lewis	9/19/1993	@ SD	L, 17-18
47	Darryll Lewis	11/2/1997	Jax	L, 24-30
45	Benny Nelson	9/19/1964	Oak	W, 42-28
45	Vincent Fuller	12/13/2009	STL	W, 47-7
44	Steve Brown	9/4/1988	@ Ind	W, 17-14
43	Ken Houston	10/15/1967	@ NYJ	T, 28-28
42	Donald Mitchell	10/17/1999	@ NO	W, 24-21
41	Cortland Finnegan	10/24/2010	Phi	W, 37-19
40	Will Witherspoon	12/9/2012	@ Ind	L, 23-27
40	Larry Carwell	11/17/1968	Den	W, 38-17
40	Miller Farr	12/7/1968	Buf	W, 35-6
39	Denard Walker	10/26/1997	@ Ari	W, 41-14
39	Cortland Finnegan	11/8/2009	@ SF	W, 34-27
39	Miller Farr	10/1/1967	Den	W, 10-6
38	Malcolm Butler	9/8/2019	@ Cle	W, 43-13
38	Bo Orlando	12/19/1993	@ Pit	W, 26-17
37	Lamont Thompson	9/11/2004	@ Mia	W, 17-7
36	Cris Dishman	12/4/1994	Ari	L, 12-30
36	Darryll Lewis	9/29/1996	@ Pit	L, 16-30
36	Domingo Bryant	12/18/1988	@ Cle	L, 23-28
35	Ken Houston	12/19/1971	SD	W, 49-33

ALL-TIME RETURN TOUCHDOWNS

Yards	Player	Date	Opp	Result
34	J.C. Wilson	9/30/1979	Cle	W, 31-10
33	Darryll Lewis	10/20/1991	@ Mia	W, 17-13
32	Peter Sirmon	12/22/2002	@ Jax	W, 28-10
31	Roderick Hood	11/15/2009	Buf	W, 41-17
31	Gene Babb	11/11/1962	@ Oak	W, 28-20
30	Zach Brown	12/30/2012	Jax	W, 38-20
30	Richard Johnson	10/14/1990	Cin	W, 48-17
30	Ken Houston	12/23/1967	@ Mia	W, 41-10
29	Ken Houston	12/19/1971	SD	W, 49-33
28	Don Floyd	12/2/1962	Den	W, 34-17
27	Lonnie Marts	11/1/1998	@ Pit	W, 41-31
26	Coty Sensabaugh	9/13/2015	@ TB	W, 42-14
26	Vincent Fuller	11/15/2009	Buf	W, 41-17
26	Bubba McDowell	12/7/1992	Chi	W, 24-7
25	Bob Atkins	12/19/1971	SD	W, 49-33
24	Kevin Byard	11/7/2021	@LAR	W, 28-16
24	Randall Godfrey	10/22/2000	@ Bal	W, 14-6
24	Rich Coady	12/16/2002	NE	W, 24-7
23	Jim Norton	10/22/1967	@ KC	W, 24-19
23	Marqueston Huff	12/7/2014	NYG	L, 7-36
23	Alterraun Verner	9/15/2013	@ Hou	L, 24-30
22	Ken Houston	12/15/1968	NE	W, 45-17
22	Zeke Moore	11/3/1974	@ NYJ	W, 27-22
22	Steve Jackson	10/17/1993	@ NE	W, 28-14
22	Jayon Brown	12/30/2018	Ind	L, 17-33
21	Brad Kassell	9/18/2005	Bal	W, 25-10
20	Chuck Cecil	10/8/1995	@ Min	L, 17-23
17	Ken Houston	12/12/1971	@ Buf	W, 20-14
17	Johnny Baker	9/27/1964	@ Den	W, 38-17
16	Andre Dyson	9/22/2002	Cle	L, 28-31
15	Fred Glick	9/14/1963	Den	W, 20-14
15	Dave Ball	11/27/2008	@ Det	W, 47-10
11	Andre Dyson	11/9/2003	Mia	W, 31-7
9	Logan Ryan	1/4/20	@ NE*	W, 20-14
8	Keith Bulluck	12/25/2000	Dal	W, 31-0
2	Elijah Molden	10/31/2021	@ Ind	W, 34-31
1	Joe Bowden	11/8/1998	@ TB	W, 31-22

* Postseason

FUMBLE RETURN TOUCHDOWNS

Yards	Player	Date	Opp	Result
96	C.L. Whittington	10/3/1976	@ NO	W, 31-26
93	Robert Lyles	10/19/1986	@ Cin	L, 28-31
92	Cortland Finnegan	12/17/2006	Jax	W, 24-17
83	Denard Walker	1/2/2000	@ Pit	W, 47-36
80	Marcus Robertson	9/5/1993	@ NO	L, 21-33
77	Jason McCourty	10/13/2013	@ Sea	L, 13-20
72	Alterraun Verner	9/23/2012	Det	W, 44-41
72	Terry Kinard	12/9/1990	Cle	W, 58-14
70	Al Smith	12/8/1991	Pit	W, 31-6
68	Ken Houston	9/26/1971	KC	L, 16-20
66	Zeke Moore	11/13/1977	@ Oak	L, 29-34
63	Desmond King II	11/8/2020	Chi	W, 24-17
62	Jason McCourty	11/30/2014	@ Hou	L, 21-45
61	Keith Bulluck	11/3/2002	@ Ind	W, 23-15
61	Samari Rolle	12/21/2003	@ Hou	W, 27-24
58	Cris Dishman	9/12/1993	KC	W, 30-0
55	Robert Lyles	12/6/1987	SD	W, 33-18
53	Rashaan Evans	11/10/2019	KC	W, 35-32
48	Willie Germany	9/21/1975	@ NE	W, 7-0
46	Jayon Brown	12/8/2019	@ Oak	W, 42-21
43	John Corker	12/14/1980	@ GB	W, 22-3
42	Marcus Robertson	11/27/1997	@ Dal	W, 27-14
41	Johnny Peacock	12/20/1970	@ Dal	L, 10-52
40	Tony Brown	10/29/2006	Hou	W, 28-22
39	Keith Bulluck	1/2/2005	Det	W, 24-19
38	Curley Culp	9/28/1975	SD	W, 33-17
38	Elvin Bethea	10/27/1974	@ Cin	W, 34-21
38	Tom Domres	11/16/1969	@ Den	T, 20-20

Yards	Player	Date	Opp	Result
34	Gregg Bingham	11/6/1977	Chi	W, 47-0
32	Keith Bulluck	10/19/2003	@ Car	W, 37-17
30	Kevin Byard	10/10/2021	@ Jax	W, 37-19
30	Henry Ford	12/25/2000	Dal	W, 31-0
27	Marcus Robertson	11/23/1997	Buf	W, 31-14
27	Antwan Odom	11/20/2005	Jax	L, 28-31
27	Johnny Peacock	12/6/1969	NYJ	L, 26-34
25	Antwan Odom	9/25/2005	@ STL	L, 27-31
25	Keith Bostic	11/25/1984	@ Cle	L, 10-27
20	Jesse Baker	10/14/1979	@ Bal	W, 28-16
19	Garland Boyette	11/28/1971	Cle	L, 24-37
19	Cris Dishman	10/6/1991	Den	W, 42-14
19	Mike Dumas	9/1/1991	Oak	W, 47-17
16	Keith Bulluck	11/19/2006	@ Phi	W, 31-13
15	Johnny Meads	9/6/1992	Pit	L, 24-29
14	Jevon Kearse	1/2/2000	@ Pit	W, 47-36
14	Bobby Myers	9/9/2001	Mia	L, 23-31
12	Doug Cline	11/12/1961	NE	W, 27-15
12	Joe Bowden	10/18/1998	Cin	W, 44-14
10	William Fuller	11/26/1992	@ Det	W, 24-21
8#	Mike Munchak	9/14/1986	Cle	L, 20-23
8	Ray Childress	11/1/1992	@ Pit	L, 20-21
7	Doug Cline	9/10/1966	Oak	W, 31-0
5	Greg Stemmick	10/9/1977	Pit	W, 27-10
4	Wesley Woodyard	12/24/2017	LAR	L, 23-27
3#	MyCole Pruitt	12/6/2020	Cle	L, 35-41
3	Wesley Woodyard	12/6/2015	Jax	W, 42-39
0#	Anthony Firkser	11/21/2021	Hou	L, 13-22
0	DaQuan Jones	1/1/2017	Hou	W, 24-17
0	Karl Klug	9/29/2013	NYJ	W, 38-13
0#	Erron Kinney	12/28/2003	TB	W, 33-13
0	Michael Roan	11/15/1998	Pit	W, 23-14
0	Ray Childress	12/5/1993	Atl	W, 33-17
0	Jeff Donaldson	9/21/1986	@ KC	L, 13-27
0	Mike Reinfeldt	9/19/1982	Sea	W, 23-21
0	Doug Cline	11/26/1961	Den	W, 45-14

Own fumble recovery (all others opponent fumble recoveries)

PUNT RETURN TOUCHDOWNS

Yards	Player	Date	Opp	Result
90	Adam Jones	11/19/2006	@ Phi	W, 31-13
87	Billy Johnson	10/16/1977	Cle	L, 23-24
87	Marc Mariani	11/21/2010	Was	L, 16-19
83	Billy Johnson	11/16/1975	Mia	W, 20-19
82	Bobby Jancik	12/20/1964	Den	W, 34-15
81	Adam Jones	12/31/2006	NE	L, 23-40
81	Darius Reynaud	12/30/2012	Jax	W, 38-20
79	Marc Mariani	11/13/2011	@ Car	W, 30-3
78	Ernest Givins	12/11/1994	Sea	L, 14-16
72	Billy Johnson	12/11/1977	@ Cle	W, 19-15
69	Darius Reynaud	12/30/2012	Jax	W, 38-20
69	Ronnie Coleman	10/24/1976	Cin	L, 7-27
69	Derrick Mason	10/30/2000	@ Was	W, 27-21
65	Tommie Campbell	9/23/2012	Det	W, 44-41
65	Derrick Mason	11/28/1999	@ Cle	W, 33-21
63	Billy Johnson	10/5/1975	Cin	L, 19-21
58	Justin McCareins	11/23/2003	@ Atl	W, 38-31
53	Adam Jones	10/29/2006	Hou	W, 28-22
52	Billy Johnson	10/26/1975	Det	W, 24-8
52	Adam Jones	12/11/2005	Hou	W, 13-10
23	Don Floyd	12/13/1964	NYJ	W, 33-17

KICKOFF RETURN TOUCHDOWNS

Yards	Player	Date	Opp	Result
105	Darius Reynaud	9/23/2012	Det	W, 44-41
104	Ken Hall	10/23/1960	@ NYJ	W, 42-28
103	Bob Gresham	9/23/1973	@ Cin	L, 10-24

ALL-TIME RETURN TOUCHDOWNS

Yards	Player	Date	Opp	Result
101	Derrick Mason	11/18/2001	@ Cin	W, 20-7
98	Marc Mariani	10/3/2010	Den	L, 20-26
97	Carl Roaches	9/18/1983	Pit	L, 28-40
96	Carl Roaches	10/4/1981	Cin	W, 17-10
95	Willie Tullis	9/6/1981	@ LAR	W, 27-20
94	Darius Jennings	9/9/2018	@ Mia	L, 20-27
93	Steve Brown	12/11/1983	Cle	W, 34-27
93	Ode Burrell	11/29/1964	NE	L, 17-34
92	Zeke Moore	10/22/1967	@ KC	W, 24-19
90	Lorenzo White	12/4/1988	Pit	L, 34-37
88	Billy Cannon	12/18/1960	NE	W, 37-21
84	Tommie Campbell	11/27/2011	TB	W, 23-17
81	Billy Johnson	10/12/1975	@ Cle	W, 40-10
80	Derrick Mason	1/23/2000	@ Jax *	W, 33-14
75	Billy Johnson	11/6/1977	Chi	W, 47-0
75	Kevin Dyson	1/8/2000	Buf *	W, 22-16
42	A.J. Brown	11/29/2020	@ Ind	W, 45-26

Yards	Player	Date	Opp	Result
0	Larry Onesti	12/18/1965	@ NE	L, 14-42
0	Ward Walsh	10/15/1972	@ Pit	L, 7-24
0	Eugene Seale	11/13/1989	Cin	W, 26-24
0	Bubba McDowell	10/6/1991	Den	W, 42-14
0	Keith Bulluck	9/14/2008	@ Cin	W, 24-7
0	Patrick Bailey	10/30/2011	Ind	W, 27-10

BLOCKED/MISSED FIELD GOALS RETURNED FOR TOUCHDOWNS

Yards	Player	Date	Opp	Result
71	Ken Houston	10/15/1967	@ NYJ	T, 28-28
69	Donald Mitchell	10/21/2001	@ Det	W, 27-24
63	Tye Smith	12/1/2019	@ Ind	W, 31-17
62	Mark Johnston	11/26/1961	Den	W, 45-14
58	Tony Banfield	12/9/1962	Oak	W, 32-17

* Postseason

BLOCKED PUNTS RETURNED FOR TOUCHDOWNS

Yards	Player	Date	Opp	Result
26	Donald Mitchell	10/7/2001	@ Bal	L, 7-26
20	Mike Akiu	10/27/1985	@ STL	W, 20-10
14	Larry Eaglin	10/7/1973	LAR	L, 26-31
10	Cris Dishman	10/2/1988	@ Phi	L, 23-32
7	Cris Dishman	9/24/1989	Buf	L, 41-47
0	Norm Evans	11/28/1965	@ KC	L, 21-52

TOP PERFORMANCES: 100-YARD RUSHING GAMES

Yards	Player	Date	Opp	Att	Avg	TD	Yards	Player	Date	Opp	Att	Avg	TD
250	Derrick Henry	01/03/21	Hou	34	7.4	2	170	Derrick Henry	12/16/18	NYG	33	5.2	2
238	Derrick Henry	12/06/18	Jac	17	14.0	4	168	Chris Johnson	10/19/08	KC	18	9.3	1
228	Chris Johnson	11/01/09	Jac	24	9.5	2	167	Eddie George	10/16/00	Jac	29	5.8	1
219	Derrick Henry	10/30/22	Hou	32	6.8	2	166	Gary Brown	11/14/93	Cin	26	6.4	1
216	Billy Cannon	12/10/61	NYT	25	8.6	3	166	Earl Campbell	09/02/79	Was	32	5.2	2
216	Eddie George	08/31/97	Oak	35	6.2	1	160	Hoyle Granger	12/23/67	Mia	21	7.6	1
215	Derrick Henry	12/13/20	Jax	26	8.3	2	159	Derrick Henry	11/24/19	Jax	19	8.5	2
212	Derrick Henry	10/18/20	Hou	22	9.6	2	158	Earl Campbell	09/23/79	Cin	34	4.6	1
211	Derrick Henry	12/29/19	Hou	32	6.6	3	157	Earl Campbell	11/02/80	Den	36	4.4	2
206	Earl Campbell	11/16/80	Chi	31	6.6	0	157	Derrick Henry	10/03/21	NYJ	33	4.8	1
203	Earl Campbell	10/19/80	TB	33	6.2	0	156	Lorenzo White	11/21/94	NYG	27	5.8	0
203	Earl Campbell	12/21/80	Min	29	7.0	1	155	Eddie George	10/17/99	NO	28	5.5	0
202	Earl Campbell	10/26/80	Cin	27	7.5	2	154	Chris Johnson	11/29/09	Ari	18	8.6	1
199	Earl Campbell	11/20/78	Mia	28	7.1	4	153	Eddie George	11/01/98	Pit	34	4.5	1
199	Eddie George	12/09/99	Oak	28	7.1	2	153	Chris Johnson	12/04/11	Buf	23	6.7	2
197	Chris Johnson	09/20/09	Hou	16	12.3	2	152	Chris Brown	09/19/04	Ind	26	5.8	1
195	Earl Campbell	11/22/79	Dal	33	5.9	2	152	Eddie George	10/06/96	Cin	26	5.8	1
195	Chris Johnson	10/21/12	Buf	18	10.8	2	151	Chris Johnson	11/23/09	Hou	29	5.2	0
194	Gary Brown	11/21/93	Cle	34	5.7	1	150	Chris Johnson	11/03/13	StL	23	6.5	2
190	Chris Johnson	11/27/11	TB	23	8.3	0	150	Mike Rozier	09/20/87	Buf	29	5.2	1
188	Derrick Henry	11/10/19	KC	23	8.2	2	149	Derrick Henry	12/01/19	Ind	26	5.7	1
186	Earl Campbell	10/11/81	Sea	39	4.8	2	149	Earl Campbell	10/14/79	Bal	22	6.8	3
183	Hoyle Granger	12/04/66	SD	19	9.6	0	149	Rob Carpenter	11/27/77	KC	14	10.6	0
182	Earl Campbell	10/04/81	Cin	37	4.9	1	149	LenDale White	10/19/08	KC	17	8.8	3
182	Derrick Henry	09/19/21	Sea	35	5.2	3	149	Lorenzo White	10/11/92	Cin	25	6.0	0
181	Earl Campbell	12/14/80	GB	36	5.0	2	148	Chris Brown	10/11/04	GB	27	5.5	2
181	Eddie George	10/08/00	Cin	36	5.0	1	147	Chris Brown	10/31/04	Cin	32	4.6	1
179	Sid Blanks	12/13/64	NYJ	21	8.5	3	147	Derrick Henry	12/20/20	Det	24	6.1	1
178	Earl Campbell	10/12/80	KC	38	4.7	1	145	Billy Cannon	12/17/61	Oak	21	6.9	1
178	Derrick Henry	11/29/20	Ind	27	6.6	3	144	Allen Pinkett	09/01/91	LAA	26	5.5	1
178	Travis Henry	10/15/06	Was	32	5.6	1	144	Mike Rozier	10/25/87	Atl	29	5.0	1
176	Eddie George	12/17/00	Cle	34	5.2	3	143	Joe Dawkins	11/22/70	Cle	22	6.5	2
175	Chris Brown	09/09/07	Jac	19	9.2	0	143	Eddie George	09/08/96	Jac	17	8.4	1

TOP PERFORMANCES: 100-YARD RUSHING GAMES

Yards	Player	Date	Opp	Att	Avg	TD	Yards	Player	Date	Opp	Att	Avg	TD
143	Derrick Henry	10/18/21	Buf	20	7.2	3	120	Earl Campbell	11/05/79	Mia	32	3.8	0
143	Travis Henry	11/19/06	Phi	18	7.9	1	120	Rob Carpenter	11/13/77	Oak	19	6.3	0
142	Earl Campbell	09/19/82	Sea	30	4.7	1	119	Derrick Henry	9/27/20	Min	26	4.6	2
142	Earl Campbell	09/25/83	Buf	30	4.7	1	119	Fred Willis	11/12/72	Phi	21	5.7	0
142	Ronnie Coleman	09/12/76	TB	25	5.7	0	118	Billy Cannon	11/05/61	Den	11	10.7	1
142	Hoyle Granger	11/12/67	Den	22	6.5	0	117	Chris Johnson	11/14/10	Mia	17	6.9	1
142	Skip Hicks	12/16/01	GB	17	8.4	1	117	Chris Johnson	12/13/09	StL	28	4.2	2
142	Chris Johnson	12/25/09	SD	21	6.8	1	117	Larry Moriarty	11/11/84	KC	29	4.0	0
142	Chris Johnson	09/12/10	Oak	27	5.3	2	116	Eddie George	10/05/97	Sea	26	4.5	0
142	Charley Tolar	09/23/62	SD	18	7.9	1	116	Derrick Henry	09/14/20	Den	31	3.7	0
141	Woody Campbell	12/03/67	Mia	18	7.8	1	116	Lorenzo White	12/09/90	Cle	18	6.4	4
141	Eddie George	12/01/96	NYJ	28	5.0	2	116	Lorenzo White	12/07/92	Chi	21	5.5	1
141	Mike Rozier	10/09/88	KC	27	5.2	0	115	Derrick Henry	11/06/22	KC	17	6.8	2
141	Chris Johnson	09/30/12	Hou	25	5.6	0	115	Eddie George	11/23/03	Atl	26	4.4	1
141	Chris Johnson	11/04/12	Chi	16	8.8	1	115	DeMarco Murray	09/24/17	Sea	14	8.2	1
139	Hoyle Granger	12/14/69	BPA	25	5.6	0	115	Lorenzo White	12/03/89	Pit	23	5.0	1
138	Earl Campbell	12/04/83	Mia	28	4.9	1	114	Gary Brown	12/25/93	SF	19	6.0	0
138	Hoyle Granger	10/01/67	Den	20	6.9	0	114	Rob Carpenter	09/21/80	Bal	24	4.8	1
138	Larry Moriarty	11/18/84	NYJ	23	6.0	1	114	Ronnie Coleman	10/23/77	Pit	26	4.4	0
137	Earl Campbell	09/03/78	Atl	15	9.1	1	114	Derrick Henry	10/02/22	Ind	22	5.2	1
137	Eddie George	10/25/98	Chi	21	6.5	0	114	DeMarco Murray	09/25/16	Oak	16	7.1	1
136	Chris Johnson	12/07/08	Cle	19	7.2	1	114	Dave Smith	10/14/62	NYT	20	5.7	1
135	Travis Henry	12/24/06	Buf	25	5.4	0	113	Eddie George	11/28/99	Cle	26	4.3	2
135	Chris Johnson	11/08/09	SF	25	5.4	2	113	Eddie George	10/13/02	Jac	31	3.6	1
134	Earl Campbell	12/16/79	Phi	16	8.4	1	113	Derrick Henry	09/26/21	Ind	28	4.0	0
134	Eddie George	11/19/00	Cle	36	3.7	3	113	Chris Johnson	12/06/09	Ind	27	4.2	0
134	Eddie George	11/08/98	TB	27	5.0	1	113	LenDale White	12/09/07	SD	30	3.8	1
134	Chris Johnson	01/03/10	Sea	36	3.7	2	112	Ode Burrell	11/28/65	KC	14	8.0	2
133	Derrick Henry	11/22/20	Bal	28	4.8	1	112	Earl Campbell	11/18/79	Cin	19	5.9	2
133	LenDale White	10/28/07	Oak	25	5.3	0	112	Ronnie Coleman	09/28/75	SD	16	7.0	1
132	D'Onta Foreman	01/02/22	Mia	26	5.1	1	112	Derrick Henry	11/01/20	Cin	18	6.2	1
132	Chris Johnson	11/15/09	Buf	26	5.1	2	112	Mike Rozier	11/15/87	Pit	29	3.9	0
131	Derrick Henry	10/16/17	Ind	19	6.9	1	112	Marcus Mariota	12/6/15	Jax	9	12.4	1
131	Dontrell Hilliard	11/28/21	NE	12	10.9	1	111	Hoyle Granger	12/03/67	Mia	25	4.4	1
131	Chris Johnson	10/10/10	Dal	19	6.9	2	111	Chris Johnson	10/18/10	Jax	26	4.3	1
131	Earl Campbell	09/16/79	KC	32	4.1	1	111	Chris Johnson	12/09/10	Hou	22	5.0	1
130	Earl Campbell	11/10/80	NE	30	4.3	2	110	Ronnie Coleman	10/12/75	Cle	14	7.9	0
130	Earl Campbell	12/11/83	Cle	32	4.1	1	110	Eddie George	11/27/97	Dal	34	3.2	0
130	Earl Campbell	10/16/83	Min	29	4.5	1	110	Charley Tolar	11/04/62	DLT	24	4.6	0
130	Eddie George	12/30/01	Cle	26	5.0	2	109	Gary Brown	12/12/93	Cle	23	4.7	0
130	Derrick Henry	10/10/21	Jax	29	4.5	3	109	Earl Campbell	12/10/79	Pit	33	3.3	0
130	Chris Johnson	11/13/11	Car	27	4.8	1	109	Earl Campbell	11/30/80	Cle	27	4.0	1
130	Chris Johnson	12/19/10	Hou	24	5.4	1	109	D'Onta Foreman	11/28/21	NE	19	5.7	0
130	Chris Johnson	11/21/10	Was	21	6.2	0	109	Eddie George	10/13/96	Atl	23	4.7	0
129	Eddie George	12/14/97	Bal	26	5.0	0	109	Derrick Henry	12/03/17	Hou	11	9.9	1
128	Derrick Henry	10/23/22	Ind	30	4.3	0	109	Chris Johnson	09/14/08	Cin	19	5.7	0
128	Chris Johnson	10/18/09	NE	17	7.5	0	109	Charley Tolar	09/09/62	Buf	17	6.4	1
127	Sid Blanks	09/19/64	Oak	6	21.2	0	108	Earl Campbell	12/02/79	Cle	22	4.9	1
127	Chris Johnson	12/29/13	Hou	27	4.7	1	108	D'Onta Foreman	12/19/21	Pit	22	4.9	0
126	Mike Rozier	12/11/88	Cin	22	5.7	3	108	Rodney Thomas	11/05/95	Cle	17	6.4	0
126	Chris Johnson	11/11/12	Mia	23	5.5	1	107	Earl Campbell	11/11/79	Oak	32	3.3	1
125	Chris Johnson	09/26/10	NYG	32	3.9	2	107	Earl Campbell	09/10/78	KC	22	4.9	2
125	Eddie George	10/01/00	NYG	35	3.6	1	107	Earl Campbell	11/13/83	Det	28	3.8	0
125	Eddie George	10/19/97	Was	31	4.0	2	107	Eddie George	10/18/98	Cin	25	4.3	0
125	Chris Johnson	11/27/08	Det	16	7.8	2	107	Hoyle Granger	12/16/67	SD	27	4.0	1
125	Lorenzo White	11/26/90	Buf	18	6.9	1	107	Don Hardeman	09/28/75	SD	27	4.0	1
124	Hoyle Granger	11/26/67	BPA	22	5.6	1	107	Travis Henry	11/12/06	Bal	27	4.0	1
123	Earl Campbell	09/04/83	GB	27	4.6	3	107	Roy Hopkins	10/26/69	Den	14	7.6	2
123	Ronnie Coleman	09/15/74	SD	21	5.9	0	107	DeMarco Murray	10/23/16	Ind	25	4.3	1
123	Eddie George	11/14/99	Cin	29	4.2	2	107	Dave Smith	10/30/60	Buf	12	8.9	0
123	Travis Henry	10/08/06	Ind	19	6.5	0	107	Charley Tolar	12/15/62	NYT	29	3.7	1
123	DeMarco Murray	10/27/16	Jax	21	5.9	1	106	Earl Campbell	09/15/80	Cle	18	5.9	0
123	DeMarco Murray	11/13/16	GB	17	7.2	1	106	Eddie George	10/27/02	Cin	21	5.0	0
122	Earl Campbell	09/06/81	LAN	27	4.5	0	106	Eddie George	09/07/97	Mia	23	4.6	1
122	Earl Campbell	11/26/78	Cin	27	4.5	0	106	Eddie George	10/12/97	Cin	30	3.5	0
122	Eddie George	11/09/97	NYG	32	3.8	1	106	LenDale White	11/27/08	Det	23	4.6	2
122	Mike Rozier	11/29/87	Ind	26	4.7	0	105	Earl Campbell	10/15/78	Buf	19	5.5	0
122	Chris Johnson	12/17/12	NYJ	21	5.8	1	105	Billy Cannon	11/06/60	Den	16	6.6	0
121	Eddie George	10/11/98	Bal	30	4.0	0	105	Charley Tolar	11/11/62	Oak	28	3.8	1
121	Herman Hunter	10/11/87	Cle	28	4.3	0	104	Chris Brown	12/05/04	Ind	19	5.5	0
121	DeMarco Murray	10/09/16	Mia	27	4.5	0	104	Earl Campbell	10/08/78	Oak	25	4.2	0

TOP PERFORMANCES: 100-YARD RUSHING GAMES

Yards	Player	Date	Opp	Att	Avg	TD	Yards	Player	Date	Opp	Att	Avg	TD
104	Hoyle Granger	11/09/69	Cin	15	6.9	0	101	Chris Johnson	10/02/11	Cle	23	4.4	0
104	Hoyle Granger	12/15/68	BPA	18	5.8	2	101	Allen Pinkett	09/08/91	Cin	21	4.8	1
104	Chris Johnson	12/20/09	Mia	29	3.6	0	101	Charley Tolar	09/09/61	Oak	18	5.6	1
104	Dave Smith	09/11/60	Oak	19	5.5	1	101	Butch Woolfolk	11/03/85	KC	14	7.2	1
104	Rodney Thomas	11/26/95	Den	13	8.0	1	100	Chris Brown	09/11/04	Mia	16	6.3	0
104	LenDale White	10/21/07	Hou	27	3.9	1	100	Gary Brown	12/19/93	Pit	20	5.0	0
103	Derrick Henry	11/12/20	Ind	19	5.4	0	100	Eddie George	09/21/03	NO	29	3.4	1
103	Derrick Henry	12/08/19	Oak	18	5.7	2	100	Eddie George	09/20/98	NE	23	4.3	0
103	Billy Cannon	12/15/62	NYT	9	11.4	1	100	Derrick Henry	09/29/19	Atl	27	3.7	0
103	Mike Rozier	12/27/87	Cin	20	5.2	0	100	Paul Robinson	12/16/73	Cin	20	5.0	1
103	LenDale White	12/23/07	NYJ	23	4.5	0	100	Mike Rozier	09/04/88	Ind	25	4.0	1
102	Derrick Henry	10/9/22	Was	28	3.6	2	100	LenDale White	11/04/07	Car	31	3.2	1
102	Earl Campbell	10/29/78	Cin	18	5.7	0	100	Lorenzo White	09/06/92	Pit	13	7.7	0
102	Eddie George	12/26/99	Jac	26	3.9	0							
102	Eddie George	12/29/02	Hou	25	4.1	1							
102	Travis Henry	12/31/06	NE	21	4.9	0							
102	Larry Moriarty	12/09/84	LAN	24	4.3	1							
101	Chris Brown	09/26/04	Jac	23	4.4	1							
101	Gary Brown	09/03/95	Jac	29	3.5	0							
101	Earl Campbell	10/09/83	Den	19	5.3	1							
101	Woody Campbell	11/12/67	Den	16	6.3	1							
101	Ronnie Coleman	11/27/77	KC	15	6.7	0							
101	Eddie George	12/03/00	Phi	32	3.2	0							
101	Eddie George	12/16/02	NE	31	3.3	0							
101	Hoyle Granger	09/09/67	KC	13	7.8	1							

TOP PERFORMANCES: 300-YARD PASSING GAMES

Yards	Player	Date	Opp	Att	Cmp	Pct	TD	Int	Rate	Yards	Player	Date	Opp	Att	Cmp	Pct	TD	Int	Rate
527	Warren Moon	12/16/90	KC	45	27	60.0	3	0	123.1	350	Matt Hasselbeck	12/24/11	Jac	40	24	60.0	1	2	76.0
492	Billy Volek	12/19/04	Oak	60	40	66.7	4	1	107.1	348	Archie Manning	09/04/83	GB	34	22	64.7	1	2	83.9
464	George Blanda	10/29/61	Buf	32	18	56.3	4	4	101.0	347	Ryan Tannehill	09/19/21	Sea	40	27	67.5	0	0	94.5
457	Jacky Lee	10/13/61	BPA	41	27	65.9	2	2	99.3	345	Zach Mettenberger	11/23/14	Phi	39	20	51.3	2	1	88.1
432	Warren Moon	11/10/91	Dal	56	41	73.2	0	0	95.2	345	Warren Moon	11/05/89	Det	38	30	78.9	2	1	111.1
426	Billy Volek	12/13/04	KC	43	29	67.4	4	0	130.6	344	Marcus Mariota	09/30/18	Phi	43	30	69.8	2	1	99.4
423	Warren Moon	10/13/91	NYJ	50	35	70.0	2	2	92.3	343	Steve McNair	11/27/05	SF	41	23	56.1	3	1	97.9
421	Steve McNair	10/12/03	Hou	27	18	66.7	3	0	146.8	343	Warren Moon	11/04/90	LAN	43	26	60.5	1	2	74.1
418	George Blanda	11/19/61	NYT	32	20	62.5	7	1	132.8	342	George Blanda	12/22/63	Oak	32	20	62.5	5	2	112.2
414	Warren Moon	12/23/89	Cle	51	32	62.7	2	1	93.1	342	Warren Moon	10/25/92	Cin	40	27	67.5	2	1	100.2
413	Pete Beathard	09/09/68	KC	48	23	47.9	2	3	65.7	342	Warren Moon	12/05/93	Atl	42	24	57.1	1	0	91.6
402	Ryan Fitzpatrick	12/15/13	Ari	58	36	62.1	4	2	91.3	341	Steve McNair	09/12/99	Cin	32	21	65.6	3	1	119.4
399	Warren Moon	11/17/91	Cle	44	31	70.5	3	1	111.8	340	Lynn Dickey	11/04/73	Bal	32	22	68.8	3	2	108.9
398	Steve McNair	09/29/02	Oak	46	32	69.6	2	4	74.4	339	Warren Moon	12/15/85	Cle	48	22	45.8	2	2	66.2
398	Warren Moon	10/05/86	Det	38	21	55.3	1	3	67.7	338	Pete Beathard	11/16/69	Den	41	20	48.8	1	1	75.1
397	Warren Moon	09/09/90	Atl	52	31	59.6	4	2	93.2	338	Cody Carlson	11/26/92	Det	33	24	72.7	1	2	90.2
393	George Blanda	11/01/64	Buf	68	37	54.4	1	3	58.0	338	Warren Moon	09/24/89	Buf	42	28	66.7	1	2	79.3
391	Ryan Tannehill	12/08/19	Oak	27	21	77.8	3	1	140.4	334	Steve McNair	11/25/01	Pit	37	23	62.2	2	2	87.0
389	Ryan Tannehill	12/06/20	Cle	45	29	64.4	3	1	104.8	334	Steve McNair	12/01/02	NYG	43	30	69.8	3	0	115.8
388	Ken Stabler	11/23/80	NYJ	51	33	64.7	4	4	81.2	334	Warren Moon	10/06/91	Den	31	19	61.3	2	1	106.1
387	Vince Young	11/29/09	Ari	43	27	62.8	1	0	99.7	334	Billy Volek	11/14/04	Chi	44	27	61.4	2	1	90.5
386	George Blanda	09/16/62	BPA	36	20	55.6	3	4	81.3	331	Jacky Lee	11/25/60	BPA	38	21	55.3	1	0	93.2
381	Warren Moon	10/28/90	NYJ	43	30	69.8	1	0	104.9	331	Ryan Tannehill	11/03/19	Car	39	27	69.2	1	2	82.3
378	Jake Locker	09/23/12	Det	42	29	69.0	2	0	113.0	330	Cody Carlson	12/13/92	GB	36	25	69.4	0	2	75.0
377	Gifford Nielsen	12/20/81	Pit	37	24	64.9	3	2	103.1	330	Warren Moon	12/08/85	NYG	47	26	55.3	2	2	73.9
371	Marcus Mariota	11/08/15	NO	39	28	71.8	4	0	135.7	330	Warren Moon	09/06/92	Pit	45	29	64.4	2	5	61.6
369	Warren Moon	10/14/90	Cin	33	21	63.6	5	1	128.7	329	Dan Pastorini	10/17/76	SD	39	25	64.1	3	1	105.6
369	Warren Moon	11/07/93	Sea	55	36	65.5	2	2	81.6	329	Don Trull	11/13/66	BPA	45	23	51.1	3	0	97.4
367	Marcus Mariota	09/27/15	Ind	44	27	61.4	2	2	84.2	328	George Blanda	11/06/64	BPA	44	20	45.5	2	1	76.7
366	George Blanda	11/13/60	LAC	55	31	56.4	3	4	64.7	327	Warren Moon	11/29/87	Ind	44	24	54.5	3	2	82.3
366	Ryan Tannehill	10/18/20	Hou	41	30	73.2	4	1	122.6	326	Jake Locker	10/20/13	SF	41	25	61.0	2	1	92.1
365	Warren Moon	09/09/84	Ind	43	23	53.5	0	0	82.0	324	Warren Moon	11/24/91	Pit	48	24	50.0	2	5	46.2
364	Warren Moon	12/22/85	Ind	40	22	55.0	2	2	81.7	323	Ryan Tannehill	11/21/21	Hou	52	35	67.3	1	4	58.4
361	Warren Moon	09/13/92	Ind	39	29	74.4	2	0	119.7	322	Warren Moon	11/18/90	Cle	32	24	75.0	5	0	146.1
360	Steve McNair	10/05/03	NE	45	23	51.1	0	1	68.8	321	Warren Moon	10/18/92	Den	39	23	59.0	2	1	91.9
358	Matt Hasselbeck	09/18/11	Bal	42	30	71.4	1	1	95.1	321	Ryan Tannehill	09/27/20	Min	37	23	62.2	0	1	78.8
356	Warren Moon	10/21/84	SF	33	25	75.8	2	2	105.1	320	Ryan Fitzpatrick	11/24/13	Oak	42	30	71.4	2	0	109.2
355	Warren Moon	09/30/90	SD	46	27	58.7	2	1	88.6	317	Warren Moon	10/15/89	Chi	26	16	61.5	2	2	97.8
355	Neil O'Donnell	10/03/99	SF	40	20	50.0	2	1	87.0	315	Warren Moon	09/08/91	Cin	37	22	59.5	1	1	84.9
354	Dan Pastorini	10/20/74	StL	40	26	65.0	1	0	101.5	315	Jerry Rhome	12/13/70	Cin	54	27	50.0	2	2	65.0
352	Chris Chandler	09/24/95	Cin	26	23	88.5	4	0	158.3	314	Pete Beathard	10/20/69	NYJ	47	23	48.9	1	3	51.2
351	George Blanda	12/03/61	SD	33	20	60.6	4	1	123.9	313	Marcus Mariota	11/06/16	SD	43	27	62.8	3	2	88.6
350	George Blanda	12/17/61	Oak	31	18	58.1	4	2	110.2	312	George Blanda	10/25/64	SD	37	22	59.5	1	2	73.3

TOP PERFORMANCES: 300-YARD PASSING GAMES

Yards	Player	Date	Opp	Att	Cmp	Pct	TD	Int	Rate	Yards	Player	Date	Opp	Att	Cmp	Pct	TD	Int	Rate		
312	Ryan Tannehill	10/20/19	LAC	29	23	79.3	2	1	120.1	303	George Blanda	09/25/66	Buf	54	23	42.6	2	5	34.7		
311	Matt Hasselbeck	09/25/11	Den	36	27	75.0	2	0	119.1	303	Marcus Mariota	11/26/18	Hou	23	22	95.7	2	0	147.7		
310	Steve McNair	12/18/05	Sea	38	23	60.5	2	0	104.1	303	Warren Moon	12/02/84	Pit	45	27	60.0	1	3	59.8		
310	Warren Moon	11/09/86	Cin	44	25	56.8	1	0	86.4	302	Steve McNair	12/09/01	Min	33	25	75.8	2	0	123.5		
310	Warren Moon	09/26/93	LAN	42	19	45.2	1	2	58.6	300	George Blanda	10/02/66	Den	37	15	40.5	5	2	86.7		
310	Warren Moon	09/13/87	LAN	43	21	48.8	2	2	68.9	300	Archie Manning	09/18/83	Pit	35	16	45.7	1	4	45.8		
310	Neil O'Donnell	09/19/99	Cle	40	31	77.5	1	0	107.3	300	Warren Moon	11/26/90	Buf	22	16	72.7	2	0	145.1		
309	Jake Locker	12/02/12	Hou	45	21	46.7	1	3	49.2	300	Kerry Collins	01/02/11	Ind	39	28	71.8	2	0	111.1		
308	George Blanda	09/22/63	NYJ	37	25	67.6	1	2	79.6												
308	George Blanda	11/07/65	Oak	60	27	45.0	2	3	51.3												
308	Steve McNair	12/08/96	Jac	37	24	64.9	1	1	88.6												
308	Warren Moon	09/23/90	Ind	39	29	74.4	3	1	111.9												
306	Marcus Mariota	11/16/17	Pit	33	22	66.7	1	4	66.8												
306	Marcus Mariota	10/16/17	Ind	32	23	71.9	1	1	99.2												
306	Warren Moon	12/16/84	Cle	31	19	61.3	0	0	94.3												
305	Vince Young	11/19/07	Den	41	26	63.4	1	2	73.7												
304	George Blanda	10/24/65	KC	33	19	57.6	5	0	128.0												
304	Marcus Mariota	09/19/19	Jax	40	23	57.5	0	0	81.7												
304	Warren Moon	10/26/86	LAA	46	18	39.1	0	4	26.0												

TOP PERFORMANCES: 100-YARD RECEIVING GAMES

Yards	Player	Date	Opp	Rec	Avg	TD	Yards	Player	Date	Opp	Rec	Avg	TD
272	Charlie Hennigan	10/13/61	BPA	13	20.9	1	148	Drew Bennett	11/14/04	Chi	6	24.7	1
245	Haywood Jeffires	12/16/90	KC	9	27.2	1	148	Drew Hill	10/30/88	Was	9	16.4	3
233	Drew Bennett	12/13/04	KC	12	19.4	3	147	Justin Gage	11/16/08	Jac	4	36.8	2
232	Charlie Hennigan	10/29/61	Buf	9	25.8	2	147	Chris Sanders	11/26/95	Den	5	29.4	2
225	Kenny Britt	10/24/10	Phi	7	32.1	3	147	Tim Smith	09/25/83	Buf	11	13.4	0
214	Charlie Hennigan	12/03/61	SD	10	21.4	3	145	A.J. Brown	12/23/21	SF	11	13.2	1
210	Drew Hill	12/22/85	Ind	9	23.3	2	145	Ken Burrough	11/03/74	NYJ	7	20.7	0
202	Charlie Hennigan	09/16/62	BPA	8	25.3	2	145	Charlie Hennigan	09/09/62	Buf	10	14.5	2
197	Tim Smith	09/04/83	GB	8	24.6	1	145	Charlie Hennigan	10/25/64	SD	8	18.1	2
188	Charlie Hennigan	09/27/64	Den	11	17.1	0	144	Drew Hill	11/17/91	Cle	11	13.1	2
186	Charlie Hennigan	09/22/63	NYJ	9	20.7	1	143	Kenny Britt	12/09/12	Ind	8	17.9	0
186	Haywood Jeffires	10/13/91	NYJ	13	14.3	0	143	Charlie Frazier	11/06/64	BPA	9	15.9	1
186	Derrick Mason	01/06/02	Cin	9	20.7	2	143	Charlie Joiner	12/13/70	Cin	6	23.8	2
185	Drew Hill	11/09/86	Cin	10	18.5	0	143	Yancey Thigpen	10/03/99	SF	6	23.8	1
182	Corey Davis	12/06/20	Cle	11	16.5	1	142	Delanie Walker	09/14/14	Dal	10	14.2	1
182	Charley Frazier	09/19/65	BPA	6	30.3	2	141	Drew Hill	12/23/89	Cle	10	14.1	2
182	Bill Groman	11/20/60	Den	3	60.7	2	140	Bill Groman	10/16/60	DLT	10	14.0	1
181	Charlie Hennigan	11/29/64	BPA	12	15.1	0	139	Dave Casper (TE)	12/20/81	Pit	6	23.2	3
180	Ken Burrough	11/06/77	Chi	6	30.0	2	139	Willard Dewveall (TE)	11/25/62	SD	3	46.3	2
179	Mike Montgomery	10/20/74	StL	9	19.9	1	139	Drew Hill	11/13/88	Sea	8	17.4	1
177	Ken Burrough	11/02/75	KC	7	25.3	2	139	Haywood Jeffires	11/28/93	Pit	7	19.9	1
177	Derrick Mason	10/12/03	Hou	6	29.5	3	138	Charlie Hennigan	10/17/64	NYJ	8	17.3	1
171	Bill Groman	11/25/60	BPA	9	19.0	1	138	Drew Hill	10/26/86	LAA	7	19.7	0
169	Jared Cook (TE)	12/24/11	Jac	8	21.1	1	138	Billy Johnson	12/18/77	Cin	6	23.0	1
167	Tim Smith	12/16/84	Cle	7	23.9	0	137	Willard Dewveall (TE)	12/22/63	Oak	7	19.6	2
162	Kevin Dyson	09/12/99	Cin	9	18.0	2	137	Derrick Mason	12/14/03	Buf	9	15.2	0
161	Corey Davis	09/30/18	Phi	9	17.9	1	136	Kenny Britt	09/11/11	Jax	5	27.2	2
160	Drew Bennett	12/19/04	Oak	13	12.3	2	136	Ken Burrough	10/17/76	SD	5	27.2	2
160	Charlie Hennigan	11/01/64	Buf	12	13.3	0	135	A.J. Brown	11/24/19	Jax	4	33.8	1
159	Tim Smith	09/16/84	SD	5	31.8	1	135	Kenny Britt	09/18/11	Bal	9	15.0	1
158	Charley Frazier	11/13/66	BPA	6	26.3	2	135	Webster Slaughter	11/07/93	Sea	9	15.0	1
156	Ernest Givins	11/16/86	Pit	8	19.5	1	134	Bill Groman	11/05/61	Den	3	44.7	2
155	A.J. Brown	10/31/21	Ind	10	15.5	1	134	Drew Hill	11/29/87	Ind	7	19.1	2
155	Delanie Walker	11/23/14	Phi	5	31.0	0	133	A.J. Brown	10/24/21	KC	8	16.6	1
155	Ernest Givins	10/05/86	Det	5	31.0	0	133	Curtis Duncan	10/18/92	Den	5	26.6	0
155	Bill Groman	11/06/60	Den	7	22.1	2	133	Charlie Hennigan	09/14/63	Den	4	33.3	0
154	Charley Frazier	10/02/66	Den	5	30.8	3	133	Derrick Mason	12/01/03	NYJ	11	12.1	1
153	A.J. Brown	10/25/20	Pit	6	25.5	1	132	Drew Hill	10/27/85	StL	6	22.0	1
153	A.J. Brown	12/08/19	Oak	5	30.6	2	132	Alvin Reed (TE)	10/27/68	Buf	4	33.0	2
152	Bill Groman	11/19/61	NYT	5	30.4	3	132	Kendall Wright	11/30/14	Hou	7	18.9	1
151	A.J. Brown	01/03/21	Hou	10	15.1	1	131	Sid Blanks (RB)	09/12/64	SD	13	10.1	0
151	Ernest Givins	10/06/91	Den	5	30.2	0	131	Nate Washington	09/22/13	SD	8	16.4	0
150	Dave Casper (TE)	11/30/80	Cle	7	21.4	1	130	Curtis Duncan	11/18/90	Cle	7	18.6	1
150	Bill Groman	12/18/60	BPA	7	21.4	0	130	Charlie Hennigan	10/17/65	Den	7	18.6	0
150	Jerry LeVias	11/16/69	Den	7	21.4	1	130	Butch Woolfolk (RB)	12/01/85	Cin	9	14.4	1
150	Tim Smith	12/11/83	Cle	7	21.4	2	130	Nate Washington	12/11/11	NO	6	21.7	1
150	Kendall Wright	12/15/13	Ari	12	12.5	0	129	Ken Burrough	12/21/75	Cle	5	25.8	1

TOP PERFORMANCES: 100-YARD RECEIVING GAMES

Yards	Player	Date	Opp	Rec	Avg	TD	Yards	Player	Date	Opp	Rec	Avg	TD
129	Mac Haik	12/07/68	Buf	6	21.5	1	114	Bob McLeod (TE)	12/09/62	Oak	5	22.8	1
129	Drew Hill	12/01/85	Cin	7	18.4	0	113	Drew Bennett	12/10/06	Hou	6	18.8	0
129	Drew Hill	10/27/91	Cin	6	21.5	1	113	Corey Davis	11/22/20	Bal	5	22.6	0
128	Kenny Britt	12/19/10	Hou	6	21.3	0	113	Anthony Firkser (TE)	10/18/20	Hou	8	14.1	1
128	Kenny Britt	11/29/09	Ari	7	18.3	1	113	Dorial Green-Beckham	12/20/15	NE	6	18.8	0
128	Corey Davis	11/01/20	Cin	8	16.0	1	113	Charlie Hennigan	09/09/61	Oak	4	28.3	1
128	Charley Frazier	09/25/66	Buf	6	21.3	1	113	Charlie Hennigan	11/25/60	BPA	7	16.1	0
128	Ernest Givins	10/08/89	NE	5	25.6	0	113	Drew Hill	11/24/88	Dal	9	12.6	1
128	Drew Hill	10/15/89	Chi	5	25.6	1	112	A.J. Brown	12/13/20	Jax	7	16.0	1
128	Mike Holston	12/20/81	Pit	5	25.6	0	112	Ken Burrough	12/14/75	Oak	4	28.0	2
128	Julio Jones	09/19/21	Sea	6	21.3	0	112	Pat Coleman	09/25/94	Cin	4	28.0	0
127	Billy Parks	11/04/73	Bal	5	25.4	1	112	Kevin Dyson	11/25/01	Pit	4	28.0	1
127	Chris Sanders	12/08/96	Jac	7	18.1	0	112	John White (TE)	09/24/61	SD	6	18.7	1
126	Ernest Givins	11/22/87	Cle	3	42.0	1	112	Nate Washington	09/23/12	Det	3	37.3	1
125	Corey Davis	11/11/18	NE	7	17.9	1	111	Ken Burrough	10/26/75	Det	3	37.0	1
125	Tim Smith	12/15/85	Cle	7	17.9	1	111	Charlie Hennigan	11/22/64	KC	8	13.9	2
124	Drew Bennett	12/05/04	Ind	3	41.3	3	110	Corey Davis	12/20/20	Det	4	27.5	1
124	A.J. Brown	12/29/19	Hou	4	31.0	1	110	Kevin Dyson	12/02/01	Cle	6	18.3	0
124	Delanie Walker	11/13/16	GB	9	13.8	1	110	Charlie Hennigan	11/13/60	LAC	8	13.8	0
124	Oliver Williams	10/18/87	NE	9	13.8	1	110	Jerry LeVias	12/06/69	NYJ	9	12.2	1
124	Roydell Williams	10/21/07	Hou	5	24.8	0	110	Webster Slaughter	09/18/94	Buf	4	27.5	0
124	Butch Woolfolk (RB)	10/06/85	Den	8	15.5	1	109	Drew Bennett	10/03/04	SD	9	12.1	0
123	Ken Burrough	11/18/79	Cin	6	20.5	0	109	Ken Burrough	11/11/79	Oak	3	36.3	2
123	Bill Groman	10/22/61	DLT	4	30.8	2	109	Eddie George (RB)	11/26/00	Jac	7	15.6	0
123	Charlie Hennigan	12/17/61	Oak	5	24.6	0	109	Ernest Givins	09/09/90	Atl	4	27.3	2
123	Charlie Hennigan	11/19/61	NYT	8	15.4	1	109	Bill Groman	10/13/61	BPA	5	21.8	1
123	Charlie Hennigan	09/28/63	Buf	8	15.4	3	109	Charlie Hennigan	09/24/61	SD	6	18.2	0
123	Drew Hill	09/23/90	Ind	10	12.3	0	109	Charlie Hennigan	10/08/61	Buf	4	27.3	0
123	Webster Slaughter	12/24/94	NYJ	8	15.4	0	109	Drew Hill	12/20/87	Pit	4	27.3	2
122	Ken Burrough	12/19/71	SD	4	30.5	1	109	Drew Hill	12/27/87	Cin	6	18.2	0
122	Billy Cannon (RB)	11/19/61	NYT	7	17.4	3	109	Justin Hunter	11/24/13	Oak	6	18.2	1
122	Charlie Hennigan	12/08/63	BPA	9	13.6	2	109	Derrick Mason	09/08/02	Phi	7	15.6	0
122	Haywood Jeffires	11/24/91	Pit	8	15.3	1	109	Delanie Walker	11/19/15	Jac	8	13.6	0
122	Jerry LeVias	10/26/69	Den	4	30.5	1	108	Willard Deweall (TE)	12/17/61	Oak	3	36.0	2
122	Derrick Mason	12/02/01	Cle	3	40.7	2	108	Ernest Givins	09/11/88	LAA	9	12.0	1
122	Rishard Matthews	11/20/16	Ind	9	13.6	0	108	Ernest Givins	12/14/86	Min	6	18.0	1
122	Alvin Reed (TE)	09/29/68	Oak	8	15.3	0	108	Ronnie Harmon (RB)	11/10/96	NO	7	15.4	1
121	Derrick Mason	12/19/04	Oak	9	13.4	1	108	Charlie Hennigan	10/22/61	DLT	4	27.0	1
120	Dave Casper (TE)	12/21/80	Min	7	17.1	1	108	Webster Slaughter	12/05/93	Atl	8	13.5	1
120	Tim Smith	12/08/85	NYG	7	17.1	1	108	Tim Smith	12/02/84	Pit	7	15.4	0
120	Butch Woolfolk (RB)	09/08/85	Mia	3	40.0	1	107	Ken Burrough	10/10/76	Den	5	21.4	0
119	Charley Frazier	11/20/66	Buf	4	29.8	1	107	Billy Cannon (RB)	12/02/62	Den	5	21.4	2
119	Ernest Givins	12/18/88	Cle	6	19.8	0	107	Ernest Givins	09/26/93	LAN	3	35.7	1
119	Dorial Green-Beckham	12/06/15	Jax	5	23.8	1	107	Drew Hill	11/15/87	Pit	4	26.8	1
119	Charlie Hennigan	09/19/64	Oak	7	17.0	1	107	Derrick Mason	12/16/01	GB	8	13.4	1
119	Alvin Reed (TE)	10/20/69	NYJ	7	17.0	0	107	Alvin Reed (TE)	09/09/68	KC	4	26.8	0
119	Nick Westbrook-Ikhine	11/13/22	Den	5	23.8	2	107	Tim Smith	11/11/84	KC	8	13.4	0
118	Ernest Givins	11/20/88	Pho	5	23.6	2	107	Nick Westbrook-Ikhine	11/21/21	Hou	7	15.3	0
118	Derrick Mason	09/15/02	Dal	7	16.9	0	107	Damian Williams	11/13/11	Car	5	21.4	1
118	Kalif Raymond	09/27/20	Min	3	39.3	0	106	Drew Bennett	09/10/06	NYJ	8	13.3	0
117	Ken Burrough	11/04/73	Bal	7	16.7	0	106	Ken Burrough	12/03/72	Atl	4	26.5	0
117	Ernest Givins	09/13/87	LAN	6	19.5	1	106	Charley Frazier	10/20/63	Buf	3	35.3	1
117	Bill Groman	11/12/61	BPA	6	19.5	1	106	Bill Groman	10/09/60	NYT	6	17.7	0
117	Haywood Jeffires	09/06/92	Pit	7	16.7	0	106	Gary Wellman	01/02/94	NYJ	8	13.3	0
117	Nate Washington	12/22/13	Jac	6	19.5	1	106	Lorenzo White (RB)	09/13/92	Ind	4	26.5	1
117	Nate Washington	11/21/10	Was	5	23.4	0	105	Mike Barber (TE)	11/10/80	NE	3	35.0	1
117	Nate Washington	10/31/10	SD	4	29.3	1	105	Drew Bennett	09/21/03	NO	8	13.1	1
116	Derrick Mason	12/01/02	NYG	12	9.7	1	105	Kenny Britt	10/04/09	Jac	7	15.0	0
116	Ben Troupe (TE)	12/18/05	Sea	6	19.3	0	105	Chris Brown (RB)	11/27/05	SF	3	35.0	1
115	Drew Bennett	11/12/06	Bal	6	19.2	0	105	Rishard Matthews	12/18/16	KC	4	26.3	0
115	Bill Groman	09/11/60	Oak	6	19.2	1	105	Carl Pickens	09/24/00	Pit	2	52.5	0
115	Nate Washington	11/20/11	Atl	9	12.8	2	105	Bo Scaife (TE)	09/07/08	Jac	6	17.5	0
114	Jim Beirne	11/09/69	Cin	6	19.0	2	105	Nate Washington	09/29/13	NYJ	4	26.3	2
114	A.J. Brown	12/15/19	Hou	8	14.3	1	105	Lorenzo White (RB)	12/20/92	Cle	6	17.5	0
114	Billy Cannon (RB)	12/10/61	NYT	5	22.8	2	104	Kevin Dyson	09/10/00	KC	6	17.3	1
114	Drew Hill	12/21/86	Buf	5	22.8	0	104	Justin Gage	12/30/07	Ind	7	14.9	0
114	Justin Hunter	12/08/13	Den	4	28.5	1	104	Justin Gage	12/21/08	Pit	5	20.8	1
114	Derrick Mason	11/25/01	Pit	7	16.3	0	104	Ernest Givins	10/16/88	Pit	5	20.8	1
114	Rishard Matthews	01/01/17	Hou	9	12.7	1	104	Leonard Harris	10/11/87	Cle	6	17.3	0
114	Rishard Matthews	11/16/17	Pit	5	22.6	1	104	Charlie Hennigan	11/15/64	Oak	6	17.3	0

TOP PERFORMANCES: 100-YARD RECEIVING GAMES

Yards	Player	Date	Opp	Rec	Avg	TD	Yards	Player	Date	Opp	Rec	Avg	TD
104	Billy Johnson	11/28/76	Atl	5	20.8	1	101	Drew Hill	11/05/89	Det	9	11.2	1
104	Derrick Mason	09/19/04	Ind	8	13.0	0	101	Drew Hill	11/08/87	SF	4	25.3	0
104	Chris Sanders	09/24/95	Cin	2	52.0	2	101	Mike Holston	11/29/81	Atl	8	12.6	1
104	Taywan Taylor	12/02/18	NYJ	3	34.7	0	101	Roy Hopkins (RB)	11/08/70	KC	6	16.8	0
103	Jim Beirne	11/28/68	KC	4	25.8	1	101	Brandon Jones	12/24/06	Buf	5	20.2	1
103	Drew Hill	12/08/85	NYG	6	17.2	0	101	Jerry LeVias	11/29/70	Den	3	33.7	2
103	Haywood Jeffires	09/11/94	Dal	6	17.2	0	101	Jerry LeVias	11/23/69	Mia	4	25.3	1
103	Derrick Mason	10/01/00	NYG	6	17.2	1	101	Chris Sanders	10/18/98	Cin	3	33.7	0
103	Jared Cook (TE)	12/18/11	Ind	9	11.4	0	101	Tajaé Sharpe	10/21/18	LAC	7	14.4	0
103	Kendall Wright	11/24/13	Oak	6	17.2	1	101	Tim Smith	10/21/84	SF	6	16.8	1
102	Dave Casper (TE)	12/19/82	Phi	5	20.4	1	101	Kendall Wright	09/13/15	TB	4	25.3	1
102	Willie Frazier (TE)	11/06/64	BPA	2	51.0	1	100	Dave Casper (TE)	11/28/82	NE	6	16.7	1
102	Ernest Givins	11/23/86	Ind	7	14.6	0	100	Curtis Duncan	12/13/92	GB	6	16.7	0
102	Bill Groman	10/23/60	NYT	5	20.4	3	100	Charley Frazier	09/03/66	Den	6	16.7	3
102	Drew Hill	11/26/90	Buf	6	17.0	0	100	A.J. Brown	09/08/19	Cle	3	33.3	0
102	Drew Hill	12/13/87	NO	4	25.5	0	100	Ernest Givins	10/25/92	Cin	8	12.5	1
102	Chris Sanders	12/01/96	NYJ	3	34.0	1	100	Ernest Givins	11/26/92	Det	4	25.0	0
102	Tim Smith	09/09/84	Ind	6	17.0	0	100	Bill Groman	10/29/61	Buf	2	50.0	2
102	Yancey Thigpen	09/27/98	Jac	6	17.0	2	100	Drew Hill	11/20/88	Pho	5	20.0	1
102	Nate Washington	12/14/14	NYJ	6	17.0	0	100	Chris Johnson (RB)	11/15/09	Buf	9	11.1	0
101	A.J. Brown	11/08/20	Chi	4	25.3	1	100	Marcus Johnson	11/14/21	NO	5	20.0	0
101	Corey Davis	09/14/20	Den	7	14.4	0	100	Charlie Joiner	10/25/70	SD	5	20.0	1
101	Ernest Givins	10/14/90	Cin	6	16.8	1	100	Chris Sanders	12/19/99	Atl	5	20.0	1
101	Bill Groman	12/10/61	NYT	5	20.2	0	100	Chris Sanders	12/14/97	Bal	7	14.3	0
101	Bill Groman	12/11/60	Buf	3	33.7	1	100	Chris Sanders	10/13/96	Atl	4	25.0	1
101	Charlie Hennigan	10/01/61	DLT	3	33.7	1	100	Frank Wycheck (TE)	10/21/01	Det	7	14.3	1
101	Charlie Hennigan	09/07/63	Oak	7	14.4	1							

CAREER 100-YARD RECEIVING GAMES

No.	Player	W-L-T
26	Charlie Hennigan	12-14-0
24	Drew Hill	15-9-0
18	Ernest Givins	7-11-0
14	Ken Burrough	12-2-0
13	Derrick Mason	7-6-0
12	A.J. Brown	10-2-0
10	Tim Smith	3-7-0
9	Drew Bennett	3-6-0
9	Nate Washington	4-5-0
8	Charles Frazier	3-5-0
8	Bill Groman	8-0-0
8	Chris Sanders	6-2-0
7	Kenny Britt	4-3-0
7	Corey Davis	5-2-0
6	Haywood Jeffires	3-3-0
5	Jerry LeVias	3-1-1
5	Kendall Wright	3-2-0
4	Kevin Dyson	3-1-0
4	Rishard Matthews	2-2-0
4	Alvin Reed	1-3-0
4	Webster Slaughter	2-2-0
4	Delanie Walker	1-3-0
3	Curtis Duncan	1-2-0
3	Justin Gage	3-0-0
2	Mike Barber	2-0-0
2	Jim Bierne	0-1-1
2	Jared Cook	1-1-0
2	Willard Dewveall	1-1-0
2	Dorial Green-Beckham	1-1-0
2	Justin Hunter	1-1-0
2	Billy Johnson	2-0-0
2	Charlie Joiner	0-1-1
2	Yancey Thigpen	0-2-0
2	Nick Westbrook-Ikhine	1-1-0
2	Lorenzo White	2-0-0
2	Butch Woolfolk	1-1-0
1	Sid Blanks	0-1-0
1	Chris Brown	1-0-0
1	Pat Coleman	1-0-0
1	Anthony Firkser	1-0-0
1	Willie Fraizer	1-0-0
1	Eddie George	0-1-0
1	Mac Haik	1-0-0
1	Ronnie Harmon	1-0-0
1	Leonard Harris	1-0-0
1	Mike Holston	0-1-0
1	Roy Hopkins	0-1-0
1	Chris Johnson	1-0-0
1	Marcus Johnson	1-0-0
1	Brandon Jones	1-0-0
1	Julio Jones	1-0-0
1	Mike Montgomery	0-1-0
1	Dave Parks	1-0-0
1	Carl Pickens	1-0-0
1	Kalif Raymond	1-0-0
1	Bo Scaife	1-0-0
1	Tajaé Sharpe	0-1-0
1	Taywan Taylor	1-0-0
1	Ben Troupe	0-1-0
1	Gary Wellman	1-0-0
1	John White	0-1-0
1	Damian Williams	1-0-0
1	Oliver Williams	0-1-0
1	Roydell Williams	1-0-0
1	Frank Wycheck	1-0-0

CAREER 100-YARD RUSHING GAMES

No.	Player	W-L-T
39	Earl Campbell	28-11-0
36	Eddie George	30-6-0
35	Chris Johnson	26-9-0
30	Derrick Henry	26-4-0
11	Hoyle Granger	8-2-1
8	Mike Rozier	6-2-0
7	Chris Brown	4-3-0
7	LenDale White	6-1-0
7	Lorenzo White	4-3-0
6	Gary Brown	6-0-0
6	Ronnie Coleman	5-1-0
6	DeMarco Murray	4-2-0
6	Charlie Tolar	6-0-0
6	Travis Henry	3-3-0
5	Billy Cannon	5-0-0
3	Rob Carpenter	2-1-0
3	D'Onta Foreman	1-2-0
3	Larry Moriarty	2-1-0
3	Dave Smith	3-0-0
2	Sid Blanks	2-0-0
2	Woody Campbell	2-0-0
2	Allen Pinkett	2-0-0
2	Rodney Thomas	2-0-0
1	Ode Burrell	0-1-0
1	Joe Dawkins	0-1-0
1	Don Hardeman	1-0-0
1	Dontrell Hilliard	0-1-0
1	Skip Hicks	1-0-0
1	Roy Hopkins	1-0-0
1	Marcus Mariota	1-0-0
1	Paul Robinson	0-1-0
1	Fred Willis	0-1-0
1	Butch Woolfolk	1-0-0

CAREER 300-YARD PASSING GAMES

No.	Player	W-L-T
38	Warren Moon	20-18-0
15	George Blanda	5-10-0
10	Steve McNair	4-6-0
8	Ryan Tannehill	6-2-0
8	Marcus Mariota	3-5-0
3	Matt Hasselbeck	3-0-0
3	Jake Locker	1-2-0
3	Billy Volek	0-3-0
3	Dan Pastorini	0-3-0
2	Cody Carlson	1-1-0
2	Ryan Fitzpatrick	1-1-0
2	Jacky Lee	1-0-1
2	Archie Manning	0-2-0
2	Neil O'Donnell	1-1-0
2	Vince Young	1-1-0
1	Pete Beathard	0-0-1
1	Chris Chandler	1-0-0
1	Kerry Collins	0-1-0
1	Lynn Dickey	1-0-0
1	Zach Mettenberger	0-1-0
1	Gifford Nielsen	1-0-0
1	Jerry Rhome	0-1-0
1	Ken Stabler	0-1-0
1	Don Trull	0-1-0

TOP PERFORMANCES BY TEAMMATES

GAMES WITH MORE THAN ONE 100-YARD RUSHER

Dec. 15, 1962	@ New York, Billy Cannon (9-103) and Charlie Tolar (29-107)
Nov. 12, 1967	@ Denver, Woody Campbell (16-101) and Hoyle Granger (22-142)
Dec. 3, 1967	vs. Miami, Woody Campbell (18-141) and Hoyle Granger (25-111)
Sep. 28, 1975	vs. San Diego, Ronnie Coleman (16-112) and Don Hardeman (27-107)
Nov. 27, 1977	vs. Kansas City, Rob Carpenter (14-149) and Ronnie Coleman (15-101)
Oct. 19, 2008	@ Kansas City, Chris Johnson (18-168) and LenDale White (17-149)
Nov. 27, 2008	@ Detroit, Chris Johnson (16-125) and LenDale White (23-106)
Nov. 28, 2021	@ New England, Dontrell Hilliard (12-131) and D'Onta Foreman (19-109)

GAMES WITH MORE THAN ONE 100-YARD RECEIVER

Nov. 25, 1960	@ Boston, Bill Groman (9-171) and Charlie Hennigan (7-113)
Sep. 24, 1961	@ San Diego, Charlie Hennigan (6-109) and John White (6-112)
Oct. 13, 1961	@ Boston, Bill Groman (8-148) and Charlie Hennigan (13-272)
Oct. 22, 1961	vs. Dallas, Bill Groman (4-123) and Charlie Hennigan (4-108)
Sep. 12, 1964	@ San Diego, Sid Banks (12-131) and Charlie Hennigan (7-104)
Nov. 6, 1964	@ Boston, Charles Frazier (9-143) and Willie Frazier (2-102)
Nov. 4, 1973	@ Baltimore, Ken Burrough (7-117) and Dave Parks (5-127)
Nov. 20, 1978	vs. Miami, Mike Barber (4-112) and Ken Burrough (6-103)
Nov. 20, 1988	vs. Phoenix, Ernest Givens (5-118) and Drew Hill (5-100)
Nov. 25, 2001	vs. Pittsburgh, Kevin Dyson (4-112) and Derrick Mason (7-114)
Dec. 2, 2001	@ Cleveland, Kevin Dyson (6-110) and Derrick Mason (3-122)
Dec. 19, 2004	@ Oakland, Derrick Mason (9-121) and Drew Bennett (13-160)
Nov. 24, 2013	@ Oakland, Justin Hunter (6-109) and Kendall Wright (6-103)

GAMES WITH 300-YARD PASSER, TWO 100-YARD RECEIVERS

Nov. 25, 1960	at Boston, Jackie Lee (331 yards passing), Bill Groman (171 receiving), Charlie Hennigan (113 receiving)
Oct. 13, 1961	at Boston, Jacky Lee (457 yards passing), Charlie Hennigan (272 receiving), Bill Groman (148 receiving)
Nov. 6, 1964	at Boston, George Blanda (328 yards passing), Charles Frazier (143 receiving), Willie Frazier (102 receiving)
Nov. 4, 1973	at Baltimore, Lynn Dickey (340 yards passing), Dave Parks (127 receiving), Ken Burrough (117 receiving)
Nov. 25, 2001	vs. Pittsburgh, Steve McNair (334 yards passing), Derrick Mason (114 receiving), Kevin Dyson (112 receiving)
Dec. 19, 2004	at Oakland, Billy Volek (492 yards passing), Drew Bennett (160 receiving), Derrick Mason (121 receiving)
Nov. 24, 2013	at Oakland, Ryan Fitzpatrick (320 yards passing), Justin Hunter (109 receiving), Kendall Wright (103 receiving)

GAMES WITH 100-YARD RUSHER, 100-YARD RECEIVER & 300-YARD PASSER

Dec. 17, 1961	at Oakland, George Blanda (350 yards passing), Billy Cannon (145 rushing), Charlie Hennigan (123 receiving), Willard Dewveall (108 receiving)
Sep. 4, 1983	vs. Green Bay, Archie Manning (348 yards passing), Earl Campbell (123 rushing), Tim Smith (197 receiving)
Nov. 29, 1987	at Indianapolis, Warren Moon (327 yards passing), Mike Rozier (122 rushing), Drew Hill (134 receiving)
Nov. 26, 1990	vs. Buffalo, Warren Moon (300 yards passing), Lorenzo White (125 rushing), Drew Hill (102 receiving)
Sep. 6, 1992	vs. Pittsburgh, Warren Moon (330 yards passing), Lorenzo White (100 rushing) and Haywood Jeffires (117 receiving)
Nov. 29, 2009	vs. Arizona, Vince Young (387 yards passing), Chris Johnson (154 rushing) and Kenny Britt (128 receiving)
Dec. 8, 2019	at Oakland, Ryan Tannehill (391 yards passing), Derrick Henry (103 rushing) and A.J. Brown (153 receiving)
Sept. 27, 2020	at Minnesota, Ryan Tannehill (321 yards passing), Derrick Henry (119 rushing) and Kalif Raymond (118 receiving)
Oct. 18, 2020	vs. Houston, Ryan Tannehill (366 yards passing), Derrick Henry (212 rushing) and Anthony Firkser (113 receiving)
Sept. 19, 2021	at Seattle, Ryan Tannehill (347 yards passing), Derrick Henry (182 rushing) and Julio Jones (128 receiving)

LARGEST WIN/LOSS MARGINS

LARGEST MARGIN OF VICTORY

MARGIN	SCORE	DATE	OPPONENT
1. 55 points	55-0	9/9/61	OAKLAND
2. 47 points	47-0	11/6/77	CHICAGO
3. 44 points	58-14	12/9/90	CLEVELAND
4. 42 points	55-13	11/5/61	at Denver
5. 40 points	47-7	12/13/09	ST. LOUIS
6. 39 points	56-17	10/14/62	N.Y. TITANS
7. 38 points	45-7	9/3/66	DENVER
8. 37 points	47-10	11/27/08	at Detroit
9. 36 points	49-13	11/19/61	N.Y. TITANS
10. 35 points	41-6	12/11/88	CINCINNATI
35 points	38-3	11/14/93	at Cincinnati
12. 34 points	37-3	11/11/12	at Miami
34 points	44-10	12/15/62	at N.Y. Titans
13. 32 points	35-3	12/10/00	CINCINNATI
32 points	35-3	10/27/91	CINCINNATI
32 points	39-7	10/1/89	MIAMI

LARGEST MARGIN OF DEFEAT

MARGIN	SCORE	DATE	OPPONENT
1. 59 points	59-0	10/18/09	at New England
2. 54 points	61-7	12/17/89	at Cincinnati
3. 48 points	55-7	12/23/12	at Green Bay
4. 44 points	44-0	11/1/70	at St. Louis
44 points	61-17	12/17/72	CINCINNATI
6. 43 points	57-14	10/1/17	at Houston
7. 42 points	45-3	11/1/63	at Boston
42 points	52-10	12/20/70	at Dallas
42 points	45-3	9/18/88	at N.Y. Jets
10. 41 points	55-14	11/6/83	CINCINNATI
41 points	51-10	10/13/74	at Minnesota
12. 39 points	52-13	9/18/66	at N.Y. Jets
13. 34 points	34-0	10/9/72	OAKLAND
34 points	34-0	11/26/89	at Kansas City
34 points	41-7	10/23/11	HOUSTON
34 points	41-7	9/19/22	at Buffalo
17. 33 points	40-7	11/22/87	CLEVELAND
33 points	40-7	9/17/06	at San Diego