



SAINT THOMAS SPORTS PARK | 460 Great Circle Road | Nashville, TN 37228 | 615-565-4100 | TennesseeTitans.com | @Titans

ROBBIE BOHREN Senior Director of Communications | DWIGHT SPRADLIN Assistant Director of Media Relations  
 JARED PUFFER Media Relations Manager | KATE GUERRA Team Publicist | KIM SMITH Media Relations Coordinator

FOR IMMEDIATE RELEASE

FEBRUARY 23, 2021

## TITANS TURN FOCUS TO 2021 AFTER WINNING FIRST DIVISION TITLE IN 12 SEASONS

*Titans carry streak of five consecutive winning seasons, hold 22nd pick in NFL Draft*

NASHVILLE — The 2020 season was marked by adversity and adaptation, and by tests and achievements. The COVID-19 pandemic affected how NFL teams prepared, met, traveled and conducted business; precautions that had never been imagined in March were routine by the fall. Yet during one of the most unique seasons in NFL history, the Tennessee Titans earned 11 wins and claimed their first division championship in 12 seasons.

Armed with one of the best offenses in franchise history, the Titans won their first five games of 2020 and spent every week of the season either in first place in the AFC South or tied for the best record in the division. However, the division crown was not fitted to the Titans until the final play of their final game of the regular season at Houston. On Jan. 3, kicker **Sam Sloman**, appearing in his first game with the team as a COVID-19 replacement player for regular kicker **Stephen Gostkowski**, bounced a 37-yard field goal off the right upright and over the crossbar as time expired to defeat the Texans 41-38.

Tennessee finished with an 11-5 record, identical to the division rival Indianapolis Colts. However, the Titans' 5-1 record within the AFC South gave the Titans the tiebreaker over the Colts (4-2). The Titans posted their best overall record and took their first division title since going 13-3 in 2008.

The 11 wins extended Tennessee's streak to five consecutive winning seasons under executive vice president/general manager **Jon Robinson**, who was hired by controlling owner **Amy Adams Strunk** in 2016. The last time the organization produced at least five straight winning seasons was a seven-year stretch from 1987 to 1993. The Titans, Seattle Seahawks and Kansas City Chiefs were the only NFL teams to finish above .500 in each season from 2016 to 2020.

Head coach **Mike Vrabel** was hired two years after Robinson, and in his first three seasons at the helm, the Titans totaled 31 wins, including playoffs. Vrabel tied **Jack Pardee** (31-21 from 1990 to 1992) for the best record in franchise history over a head coach's first three seasons.

### UNPRECEDENTED CHALLENGES

The resilience of Strunk, Robinson and Vrabel was tested during a season that featured unprecedented challenges for all 32 NFL squads, which began the year without in-person offseason programs or preseason games. To limit the spread of the coronavirus, there were strict new protocols that included daily testing, a mask mandate and physical distancing guidelines. Team personnel wore tracking devices that were used for contact tracing from the first day of training camp until the season came to a close. Players and coaches adapted along with society at large to virtual meetings.

An outbreak occurred within the organization following the Titans' Sept. 27 victory at Minnesota, forcing two changes to their schedule. Their Week 4 matchup with the Pittsburgh Steelers was moved to Oct. 25, which was their original bye date, and their Week 5 home game against the Buffalo Bills was eventually played on Tuesday, Oct. 13, marking the NFL's second Tuesday contest since 1946. At the outbreak's peak, there were a total of 14 players plus additional coaches and staff on the reserve/COVID-19 lists, but the Titans took the field against the previously unbeaten Bills and won convincingly, 42-16.

## 2020 TITANS SCHEDULE

REGULAR SEASON (11-5)				
Day	Date	Opponent	Result	Score
Mon.	Sept. 14	at Denver	W	16-14
Sun.	Sept. 20	<b>JACKSONVILLE</b>	W	33-30
Sun.	Sept. 27	at Minnesota	W	31-30
Sun.	Oct. 4	Bye		
Tue.	Oct. 13	<b>BUFFALO</b>	W	42-16
Sun.	Oct. 18	<b>HOUSTON</b>	W	42-36 (OT)
Sun.	Oct. 25	<b>PITTSBURGH</b>	L	24-27
Sun.	Nov. 1	at Cincinnati	L	20-31
Sun.	Nov. 8	<b>CHICAGO</b>	W	24-17
Thur.	Nov. 12	<b>INDIANAPOLIS</b>	L	17-34
Sun.	Nov. 22	at Baltimore	W	30-24 (OT)
Sun.	Nov. 29	at Indianapolis	W	45-26
Sun.	Dec. 6	<b>CLEVELAND</b>	L	35-41
Sun.	Dec. 13	at Jacksonville	W	31-10
Sun.	Dec. 20	<b>DETROIT</b>	W	46-25
Sun.	Dec. 27	at Green Bay	L	14-40
Sun.	Jan. 3	at Houston	W	41-38
POSTSEASON (0-1)				
Sun.	Jan. 10	<b>BALTIMORE</b>	L	13-20

## FINAL AFC SOUTH STANDINGS

TEAM	W	L	T	PCT	DIV	CONF
yx-Tennessee Titans	11	5	0	.688	5-1	8-4
x-Indianapolis Colts	11	5	0	.688	4-2	7-5
Houston Texans	4	12	0	.250	2-4	3-9
Jacksonville Jaguars	1	15	0	.063	1-5	1-11

x - Clinched playoff berth      y - clinched division title

Five of the Titans' games were played without fans in attendance, and none of their games had as many as 16,000 spectators present. Nissan Stadium welcomed fans for seven of the Titans' eight regular season games and for one playoff contest, but attendance was limited to no more than 21 percent of capacity.

## LOOKING AHEAD

With one of the most unique seasons in NFL history now behind them, more work is ahead for Robinson, Vrabel and their staffs in 2021. They must confront an uncertain offseason—plans for the coming months have yet to be announced as COVID-19 lingers—while molding the roster to defend its division crown and pursue loftier goals.

The unrestricted free agent signing period will begin at the start of the new league year in mid-March, when all 2020 contracts expire. Players not under contract for 2021 are free to sign with another club at that point. Prior to the new league year, clubs can negotiate and re-sign their own players.

The trading period also begins upon the launch of the league year. After Robinson engineered 22 trades in his first five years on the job, it remains a viable method to supplement the roster.

Meanwhile, work is ongoing for the 2021 NFL Draft. With January's Senior Bowl already passed, Robinson and his staff will get more first-hand interaction with draft prospects at their pro days, which are heightened in importance this year without the traditional NFL Scouting Combine taking place in Indianapolis. The process culminates with the draft from April 29 to May 1 in Cleveland, Ohio.

The Titans currently own the 22nd overall pick in Round 1 and seven total selections—one each in Rounds 1-5, two in Round 6, and none in Round 7. Their picks include the 53rd overall selection in the second round and the 85th overall pick in the third round. Additionally, the Titans could be awarded a compensatory pick as a result of net free agency losses a year ago. There are 32 such compensatory picks in Rounds 3-7, and the NFL typically announces them in March.

## FOUNDATION IN PLACE

While roster turnover remains a constant in the NFL, the Titans have a firm foundation upon which to build. In addition to ownership, management and coaching continuity, a nucleus of key players is under contract. The group on offense includes Pro Bowl quarterback **Ryan Tannehill**, 2,000-yard running back **Derrick Henry** and burgeoning star and Pro Bowl wideout **A.J. Brown**. On defense, safety **Kevin Byard** is among the veteran leaders set to return, as is defensive tackle **Jeffery Simmons** and outside linebacker **Harold Landry III**.

With Tannehill, Henry and Brown leading the way, the 2020 Titans joined the 1997 Detroit Lions as the only teams in NFL history to feature a 2,000-yard rusher, a 3,000-yard passer and a 1,000-yard receiver. Henry led the league in rushing for the second consecutive season, and his 2,027 rushing yards gave him the fifth-best total in league history. Meanwhile, Tannehill passed for 3,819 yards, and his 106.5 passer rating was the fifth-best number in the NFL. Brown was named to his first Pro Bowl after he recorded his second consecutive 1,000-yard season (1,075) and tied for fifth place in the NFL with 11 touchdown catches.

The Titans tied the Bills for second place in total offense in 2020 with an average of 396.4 yards per game, which was the franchise's highest ranking since finishing second in 1991. Only the Kansas City offense (415.8) fared better on a per-game basis than Tennessee. The Titans also placed second in the league in rushing offense (168.1 yards per game) and fourth in scoring offense (30.7 points per game).

Moving forward, the Titans attack will be directed by new offensive coordinator **Todd Downing**, whom Vrabel named to the post after former coordinator **Arthur Smith** was hired as the new head coach of the Atlanta Falcons. Downing initially joined the club as tight ends coach in 2019. He has 20 years of NFL coaching experience.

On the defensive side, Vrabel promoted **Shane Bowen** to defensive coordinator for 2021 after three seasons as the team's outside linebackers coach. Bowen served as the defensive play-caller for the first time in 2020.

## NOTEWORTHY IN 2020

- The Titans clinched their first AFC South title since 2008.
- The Titans finished the season with an 11-5 record, winning 11 games for the first time since 2008, when they went 13-3.
- The Titans made their third postseason appearance in five seasons under general manager **Jon Robinson** after previously advancing to the divisional round in 2017 and to the AFC championship game in 2019.
- With an 11-5 record, the Titans extended their streak to five consecutive winning seasons—every season since Robinson was hired in 2016. The Titans, Seattle Seahawks (2012-20) and Kansas City Chiefs (2013-20) are the only teams entering 2021 with at least five consecutive winning seasons.
- The Titans made their second consecutive playoff appearance under head coach **Mike Vrabel**, whose first year with the club was 2018. Vrabel finished his third season as head coach with 31 total wins and a .596 winning percentage (31-21) in those three seasons, including the regular season and postseason. His win total and winning percentage each tied Jack Pardee (31-21 from 1990 to 1992) for the best in franchise history over a head coach's first three seasons.
- The Titans finished with a 5-1 record within the AFC South in 2020. It was their third time winning at least five divisional games since the AFC South was formed in 2002 (6-0 in 2002; 5-1 in 2017). The Titans won all three road games against AFC South foes for the first time since 2007.
- The Titans finished with a road record of 6-2 in 2020, giving them six road wins for the first time since 2008.
- The Titans finished 2020 in first place in the NFL with a plus-11 turnover differential. They had a total of 23 takeaways and 12 giveaways.
- The Titans had 15 different players contribute at least one takeaway, which led the NFL.

## TITANS OFFENSE

- The Titans tied for second in the NFL in total offense (396.4 yards per game), placed second in rushing offense (168.1), and ranked fourth in scoring offense (30.7 yards per game).
- The Titans finished the season with the most total yards in franchise history (6,343), the most first downs in franchise history (381) and the second-most total points in franchise history (491).
- With 10 games scoring at least 30 points, the Titans set the franchise record, topping the nine such games they totaled in 1961.
- With five games scoring 40 points or more, the Titans finished with their second-highest total in franchise history behind the six such games in 1961.
- The Titans finished the season with 2,690 rushing yards and 3,653 net passing yards while surrendering only 25 sacks. They became the first team in NFL history to generate at least 2,500 rushing yards and 3,500 net passing yards while surrendering 25 or fewer sacks.
- The Titans ranked second in red-zone offense, finishing with 48 touchdowns in 64 red-zone opportunities. Since 1991, their rate of 75.0 percent in the red zone was the second-best figure for the franchise (75.6 percent in 2019) and the fifth-best rate among all NFL teams in that time period.
- The Titans became the first team in NFL history with a 2,000-yard rusher and a 3,500-yard passer in the same season (2,027 rushing by **Derrick Henry**, 3,819 passing by **Ryan Tannehill**).



## NOTEWORTHY IN 2020

- The Titans became the second team in NFL history with a 2,000-yard rusher (Henry), a 3,000-yard passer (Tannehill) and a 1,000-yard receiver (A.J. Brown). They joined the 1997 Detroit Lions as the only teams to accomplish the feat.
- The Titans became the first NFL franchise to have two players reach the 2,000-yard rushing mark. **Chris Johnson** (2,006) accomplished the feat in 2009, preceding **Derrick Henry's** 2,027 rushing yards in 2020.

### WR A.J. BROWN

- Finished the 2020 campaign with 70 receptions for 1,075 yards and 11 touchdowns. He was named to his first career Pro Bowl.
- Tied **Drew Bennett** (11 touchdowns in 2004) for the most touchdown catches in a season in the team's "Titans era" (since 1999).
- Became the 11th player to reach 1,000 receiving yards in each of his first two NFL seasons. Brown was the first NFL player since **Michael Thomas** (2016-17) and the only player in Titans/Oilers history other than **Bill Groman** (1960-61) to accomplish the feat.
- Joined **Randy Moss** as the only players to enter the NFL in the last 50 years (since 1970) and record 120 receptions and 19 touchdown catches while averaging at least 17.0 yards per reception in their first two seasons.
- Tied **John Jefferson** for the third-highest total of games with at least 100 receiving yards and one receiving touchdown in a player's first two NFL seasons since 1970. Only **Odell Beckham Jr.** (12) and Moss (nine) had more than Brown, who had eight such performances.
- Had the most total 50-yard receptions (nine) and 50-yard touchdown receptions (six) in the NFL from 2019 to 2020.
- Became the fifth NFL player since 1970 with at least 2,000 receiving yards and 19 receiving touchdowns in their initial two seasons. The most recent was Beckham with the New York Giants from 2014 to 2015.

### CB MALCOLM BUTLER

- Tied **Amani Hooker** for the team lead with a career-high four interceptions in 2020.

### S KEVIN BYARD

- Honored as the team's Walter Payton NFL Man of the Year nominee.
- Set a career high and led the team with 111 tackles.
- Ranked second in the NFL with 18 interceptions from 2017 through 2020. Only Miami's **Xavien Howard** (22) had more in that period.

### WR COREY DAVIS

- Tied his career high with 65 receptions on the season (2018) and finished the 2020 campaign with a career-high 984 receiving yards and five touchdowns.
- Led the Titans from 2017 to 2020 in total receptions (207), receiving yards (2,851) and receiving first downs (146), and his 11 touchdown catches ranked third on the club.

### TE ANTHONY FIRKSER

- Finished the 2020 season with career highs in receptions (39) and receiving yards (387).

### K STEPHEN GOSTKOWSKI

- Finished 2020 as the 11th-most accurate field goal kicker in NFL history (86.3 percent; 392-of-454) and the 11th-highest scorer in NFL history (1,875 points).
- Made seven field goals from 50-plus yards on eight attempts in 2020. His seven 50-yarders established a new franchise record, breaking **Rob Bironas'** mark of six in 2011.
- Became the first player since the 1970 NFL-AFL merger to kick a game-winning field goal in the final two minutes of regulation in each of his team's first three games of the season, resulting in him being named AFC Special Teams Player of the Month for September.



### RB DERRICK HENRY

(see page 46 for more)

- Finished the season with 378 rushing attempts for 2,027 yards and 17 touchdowns. His rushing yardage led the NFL and set a franchise record. He became the eighth player in league annals to rush for at least 2,000 yards in a season. His 2,027 rushing yards gave him the fifth-highest total in NFL history behind Eric Dickerson's 2,105 (1984), **Adrian Peterson's** 2,097 (2012), **Jamal Lewis's** 2,066 (2003) and **Barry Sanders's** 2,053 (1997). Henry broke **Chris Johnson's** franchise mark of 2,006 rushing yards in 2009.
- Named the Associated Press NFL Offensive Player of the Year and was named to his second consecutive Pro Bowl. He won his second consecutive FedEx Ground Player of the Year Award and added first-team All-Pro honors from the Associated Press.
- Became the first player since **LaDainian Tomlinson** (2006-07) to lead the NFL in rushing yards in consecutive seasons. Henry previously led the league in 2019 with 1,540 rushing yards.
- Became the fifth all-time NFL player to lead the NFL in rushing yards, attempts and rushing touchdowns in consecutive seasons. The last to do so prior to Henry was Cleveland's **Leroy Kelly** from 1967 to 1968.
- Became the first player in NFL history with five career games with at least 200 rushing yards and two rushing touchdowns.
- Became the fifth player in NFL history with three 200-yard rushing games in a season, joining **Earl Campbell** (four in 1980), **O.J. Simpson** (1973), **Tiki Barber** (2005) and **Jay Ajayi** (2016).
- In the regular season finale at Houston (Jan. 3), set the franchise record with 250 rushing yards, breaking his own club record of 238 rushing yards (Dec. 6, 2018 against Jacksonville).
- Set a career high with 17 rushing touchdowns, finishing with the second-best total in franchise history behind **Earl Campbell's** 19 rushing touchdowns in 1979.
- Totaled 1,221 rushing yards in road games, the most by any NFL running back since 1948. The previous high was held by **Eric Dickerson** (1,087 in 1984).
- Totaled 2,141 scrimmage yards (2,027 rushing and 114 receiving) to finish second in franchise history behind **Chris Johnson's** 2,509 scrimmage yards in 2009.
- Ranks fifth in NFL history with nine career rushing touchdowns of 50-plus yards.
- Recorded 10 total 100-yard rushing games in 2020 to tie Earl Campbell (1980) for the third-most in franchise history. Only Campbell in 1979 (11) and **Chris Johnson** in 2009 (12) had more.

### S AMANI HOOKER

- Tied **Malcolm Butler** for the team lead with a career-high four interceptions in 2020.

## NOTEWORTHY IN 2020

**P BRETT KERN**

- Punted 37 times for a 45.8 gross average and a 41.5-yard net average with 22 punts placed inside the 20. Since the 1991 season, Kern's 59.5 percent of punts placed inside the 20 in 2020 was the best of any player with at least 30 punts in a season.
- Passed **Craig Hentrich** (861 career punts) in 2020 as the organization's all-time leading punter and finished the season with 876 punts in a Titans uniform. He also concluded 2020 as the team's all-time career leader in gross punting average (45.9 yards), net punting average (40.8) and punts placed inside the 20 (355).
- Ended a consecutive games played streak at 199 NFL games, including his career with the Titans and Denver Broncos. His streak with the Titans ended at 177 consecutive games played, finishing as the second-longest streak in franchise history behind **Bruce Matthews'** 232 consecutive games from 1987 to 2001.
- Enters 2021 ranked fourth in franchise history with 183 games played with the franchise, trailing only behind Matthews (296), **Elvin Bethea** (210) and **Brad Hopkins** (194).

**OLB HAROLD LANDRY III**

- Led the team in sacks for the second consecutive season, finishing 2020 with 5.5 sacks.
- Totaled a team-high 19 sacks in his first three seasons (2018-20), second only to **Jevon Kearse** (36.0) for a Titans/Oilers player in his first three NFL seasons since individual sacks became an official NFL statistic in 1982.

**DT JEFFERY SIMMONS**

- Tied **Chase Young** for the NFL lead in 2020 with three defensive fumble recoveries. Simmons was the first Titans defender with three fumble recoveries in a season since **Brad Kassell** in 2005.
- Became the first player in the franchise's "Titans era" (since 1999) to post at least three fumble recoveries, three sacks and five passes defended in the same season.
- Won the team's Ed Block Courage Award.

**TE JONNU SMITH**

- Set career highs with 41 receptions, 448 receiving yards and eight touchdown receptions, and he added a rushing touchdown.
- Tied the franchise single-season record for tight ends with eight touchdown receptions, matching **Willie Frazier** (1965) and Pro Football Hall of Famer **Dave Casper** (1981). Smith tied **Darren Waller** for third place in the NFL among tight ends in 2020 behind only **Travis Kelce** (11) and Robert Tonyan (11).

**QB RYAN TANNEHILL**

- Completed 315 of 481 passes for 3,819 yards with 33 touchdowns and seven interceptions. He ranked fifth in the NFL with a passer rating of 106.5, which also ranked second in single-season franchise history behind his own 117.5 passer rating in 2019.

## NOTEWORTHY IN 2020

- Set a franchise record with 40 combined passing touchdowns (33) and rushing touchdowns (seven) in a season. His total tied for the fifth-most in the NFL in 2020.
- With 33 touchdown passes, he tied **Warren Moon** (33 in 1990) for second place on the franchise's single-season passing touchdown list. Only **George Blanda** (36 in 1961) had more touchdown passes in a season in team annals.
- Finished in third place on the franchise single-season passing list with 3,819 passing yards. **Warren Moon** holds the top two spots (4,690 in 1990; 4,689 in 1990).
- Recorded 11 games in 2020 with a passer rating of at least 100.0, breaking his own franchise record of eight such games in 2019.
- Set a career high with seven total rushing touchdowns, the most by a Titans quarterback since **Vince Young** had seven in 2006.
- Finished the season with 13 consecutive games with a touchdown pass, which he will take into 2021 as the sixth-longest such streak in Titans/Oilers history.
- Joined Buffalo's **Josh Allen** in 2020 as the fourth and fifth quarterbacks in NFL history with at least 3,800 passing yards, 33 passing touchdowns and seven rushing touchdowns in the same season. Only **Cam Newton** (2015), **Daunte Culpepper** (2000) and **Steve Young** (1994) had done so previously.
- Led the NFL with six game-winning drives in 2020. He tied **Vince Young** (2006) and **Dan Pastorini** (1978) for the most in a season in franchise history.

## 2021 OPPONENTS

The Titans' opponents for 2021 are set under the NFL's 16-game scheduling formula.

As always, the Titans have home and road games against each of the AFC South rival Houston Texans, Indianapolis Colts and Jacksonville Jaguars.

Based upon the NFL's schedule rotation, the Titans also will face every team from the AFC East. They will host the Buffalo Bills and Miami Dolphins and travel to meet the New England Patriots and New York Jets.

Additionally, the Titans will square off against the NFC West. They will have dates at Nissan Stadium against the Arizona Cardinals and San Francisco 49ers and road games versus the Los Angeles Rams and Seattle Seahawks. It will be their first appearance at SoFi Stadium in Los Angeles.

Every team plays two intraconference games that are determined by order of finish within its division, and those matchups are set as well. The Titans won the AFC South, resulting in a 2021 home matchup with the AFC West's equivalent finisher, the first-place Kansas City Chiefs. The Titans will go on the road to meet the AFC North's equivalent finisher from 2020, the Pittsburgh Steelers.

The 2020 collective bargaining agreement between the NFL and the NFL Players Association allows for a 17th regular season game to be added to the schedule starting in 2021.

The complete league schedule with dates and times is typically released by the NFL in April.

For ticket inquiries and to purchase season tickets, fans can visit [TennesseeTitans.com/tickets](https://TennesseeTitans.com/tickets), email [ticketssales@titans.nfl.com](mailto:ticketssales@titans.nfl.com) or call (615) 565-4200.

**The Titans' home and away opponents for the 2021 regular season (16-game schedule):**

**2021 HOME OPPONENTS**

Houston Texans  
Indianapolis Colts  
Jacksonville Jaguars  
Buffalo Bills  
Miami Dolphins  
Arizona Cardinals  
San Francisco 49ers  
Kansas City Chiefs\*

**2021 ROAD OPPONENTS**

Houston Texans  
Indianapolis Colts  
Jacksonville Jaguars  
New England Patriots  
New York Jets  
Los Angeles Rams  
Seattle Seahawks  
Pittsburgh Steelers\*

\* Opponent based on final division standings in 2020.

## WHERE THE TITANS RANKED IN 2020

### 2020 OFFENSIVE STATISTICS AND NFL RANKING

OFFENSIVE STATS	STAT (RANK)
Yards / Game	396.4 (2t)
Yards / Play	6.15 (4)
Rushing Yards / Game	168.1 (2)
Rushing Yards / Play	5.16 (2)
Passing Yards / Game	228.3 (23)
Passing Yards / Play	7.53 (7)
Interception Rate	1.44% (4)
Sacks / Pass Attempt	5.15% (10)
First Downs / Game	23.8 (4t)
Punt Return Avg	9.0 (14)
Kickoff Return Avg	20.2 (26)
Field Goals Made	71.43% (31)
3rd Down Pct	46.15% (5)
4th Down Pct	62.50% (9)
Red Zone Pct	75.00% (2)
Goal to Go%	94.12% (1)
Avg Time of Possession	28:28 (27)
Points / Game	30.7 (4)
Turnover Ratio	+11 (1)

### 2019 DEFENSIVE STATISTICS AND NFL RANKING

DEFENSIVE STATS	STAT (RANK)
Yards / Game	398.3 (28)
Yards / Play	5.92 (25)
Rushing Yards / Game	120.8 (19)
Rushing Yards / Play	4.53 (19)
Passing Yards / Game	277.4 (29)
Passing Yards / Play	7.05 (20)
Interception Rate	2.38% (12)
Sacks / Pass Attempt	3.02% (32)
First Downs / Game	24.4 (30)
Punt Return Avg	8.6 (16)
Kickoff Return Avg	22.2 (17)
3rd Down Pct	51.87% (32)
4th Down Pct	57.69% (17)
Red Zone Pct	69.23% (30)
Goal to Go%	82.86% (26t)
Points / Game	27.4 (24)
Point Differential / Game	3.3 (12)
Yard Differential / Game	-1.8 (16)

## 2020 INDIVIDUAL NFL RANKINGS

(qualifiers only, where applicable)

Category	Player	Stat	NFL Rank
Passer Rating	Ryan Tannehill	106.5	5
Passing Yards	Ryan Tannehill	3,819	15
Passing TDs	Ryan Tannehill	33	t-7
Rushing Yards	Derrick Henry	2,027	1
Rushing Average	Derrick Henry	5.4	6
Rushing TDs	Derrick Henry	17	1
Receptions	A.J. Brown	70	t-32
Receiving Yards	A.J. Brown	1,075	16
Receiving TDs	A.J. Brown	11	t-5
Sacks	Harold Landry III	5.5	t-48
Interceptions	(tied) Malcolm Butler, Amani Hooker	4	t-7

## 2020 TALE OF THE TAPE

OFFENSE	Titans	NFL Rank	NFL Avg
<b>GAMES (Won-Lost)</b>	<b>11-5</b>	---	---
<b>FIRST DOWNS</b>	<b>381</b>	<b>4t</b>	<b>347.1</b>
Rushing	142	4	111.3
Passing	203	20	204.6
Penalty	36	8t	31.2
<b>YDS GAINED (tot)</b>	<b>6,343</b>	<b>2t</b>	<b>5,744.5</b>
Avg per Game	396.4	2t	359.0
<b>RUSHING (net)</b>	<b>2,690</b>	<b>2</b>	<b>1,902.1</b>
Avg per Game	168.1	2	118.9
Rushes	521	2	431.0
Yards per Rush	5.2	2	4.4
<b>PASSING (net)</b>	<b>3,653</b>	<b>23</b>	<b>3,842.4</b>
Avg per Game	228.3	23	240.2
Passes Att.	485	30	563.1
Completed	316	28	367.4
Pct Completed	65.2	18	65.2
Yards Gained	3,826	23	4,078.1
Sacked	25	6t	35.5
Yards Lost	173	9	235.7
Had intercepted	7	2t	12.3
Yards Opp Ret	81	6	145.7
Opp TDs on Int	0	1t	1.0
<b>PUNTS</b>	<b>50</b>	<b>6t</b>	<b>59.4</b>
Avg Yards	45.1	14	45.6
<b>PUNT RETURNS</b>	<b>23</b>	<b>17t</b>	<b>24.2</b>
Avg Return	9.0	14	8.8
Returned for TD	0	9t	0.3
<b>KICKOFF RETURNS</b>	<b>38</b>	<b>5</b>	<b>31.0</b>
Avg Return	20.2	26	22.5
Returned for TD	1	1t	0.2
<b>PENALTIES</b>	<b>86</b>	<b>16</b>	<b>89.9</b>
Yards Penalized	783	19	778.6
<b>FUMBLES BY</b>	<b>15</b>	<b>8</b>	<b>18.7</b>
Fumbles Lost	5	2t	8.4
Opp Fumbles	21	8t	18.7
Opp Fum Lost	8	15t	8.4
<b>POSS. TIME (avg)</b>	<b>28:28</b>	<b>27</b>	<b>30:00</b>
<b>TOUCHDOWNS</b>	<b>62</b>	<b>2</b>	<b>46.0</b>
Rushing	26	2	16.6
Passing	33	8t	27.2
Returns	3	8t	2.2
<b>EXTRA-PT KICKS</b>	<b>51/53</b>	<b>8</b>	<b>93%</b>
<b>2-PT CONVERSIONS</b>	<b>4/7</b>	<b>9</b>	<b>48%</b>
<b>FIELD GOALS/FGA</b>	<b>20/28</b>	<b>31</b>	<b>25/30</b>
<b>POINTS SCORED</b>	<b>491</b>	<b>4</b>	<b>396.6</b>
<b>DEFENSE</b>	<b>Titans</b>	<b>NFL Rank</b>	<b>NFL Avg</b>
<b>POINTS ALLOWED</b>	<b>439</b>	<b>24</b>	<b>396.6</b>
<b>OPP FIRST DOWNS</b>	<b>391</b>	<b>30</b>	<b>347.1</b>
Rushing	113	16t	111.3
Passing	247	30	204.6
Penalty	31	17t	31.2
<b>OPP YARDS GAINED</b>	<b>6,372</b>	<b>28</b>	<b>5,744.5</b>
Avg per Game	398.3	28	359.0
<b>OPP RUSHING(net)</b>	<b>1,933</b>	<b>19</b>	<b>1,902.1</b>
Avg per Game	120.8	19	118.9
Rushes	427	14t	431.0
Yards per Rush	4.5	19	4.4
<b>OPP PASSING(net)</b>	<b>4,439</b>	<b>29</b>	<b>3,842.4</b>
Avg per Game	277.4	29	240.2
Passes Att.	630	31	563.1
Completed	423	29	367.4
Pct Completed	67.1	22	65.2
Sacked	19	30	35.5
Yards Lost	154	27	235.7
<b>INTERCEPTED BY</b>	<b>15</b>	<b>7t</b>	<b>12.3</b>
Yards Returned	189	9	145.7
Returned for TD	0	20t	1.0
<b>OPP PUNT RETURNS</b>	<b>20</b>	<b>10t</b>	<b>24.2</b>
Avg return	8.6	16	8.8
<b>OPP KICKOFF RET</b>	<b>37</b>	<b>22</b>	<b>31.0</b>
Avg return	22.2	17	22.5
<b>OPP TOUCHDOWNS</b>	<b>55</b>	<b>27t</b>	<b>46.0</b>
Rushing	18	22t	16.6
Passing	36	31	27.2
Returns	1	5t	2.2

2020 RECAP

DRAFT

TEAM NOTES

PLAYER NOTES

STATISTICS

ROSTERS

## TITANS 2020 GAME-BY-GAME RECAP

### Week 1 • Sept. 14, 2020 • TITANS 16 at Broncos 14 • 1-0

In a season opener played without fans in the stadium due to COVID-19 restrictions, Stephen Gostkowski makes a game-winning 25-yard field goal with 17 seconds remaining in the fourth quarter after previously missing three field goals and one extra point ... Ryan Tannehill passes for 249 yards and touchdowns to tight ends MyCole Pruitt and Jonnu Smith ... Derrick Henry carries 31 times for 116 yards ... Corey Davis posts seven receptions for 101 yards ... The Titans defense forces one turnover and limits Denver and quarterback Drew Lock to 33 percent on third down.

### Week 2 • Sept. 20, 2020 • Jaguars 30 at TITANS 33 • 2-0

Stephen Gostkowski boots a game-winning 49-yard field goal with 1:36 remaining in the fourth quarter, and outside linebacker Harold Landry III seals the win with an interception off Gardner Minshew on the subsequent Jaguars series ... Minshew is 30-of-45 for 339 with three touchdowns and two interceptions, while Ryan Tannehill is 18-of-24 for 239 yards and four touchdowns (145.7 passer rating) ... The Titans build leads of 14-0 and 30-17 before the Jaguars tie the score at 30-30 in the fourth quarter ... Tight end Jonnu Smith leads the Titans with 84 receiving yards and a pair of touchdowns.

### Week 3 • Sept. 27, 2020 • TITANS 31 at Vikings 30 • 3-0

Stephen Gostkowski boots a game-winning 55-yard field goal with 1:44 remaining in the fourth quarter, hitting his sixth field goal in six attempts ... Ryan Tannehill passes for 321 yards, while wide receiver Kalif Raymond sets a career high with 118 yards on three catches, including 44- and 61-yard receptions ... Derrick Henry rushes for 119 yards and two touchdowns ... The Titans defense forces three turnovers (two interceptions, one fumble recovery) ... The Vikings are led by Dalvin Cook's 181 rushing yards, the most against the Titans since Melvin Gordon's 196 for San Diego on Nov. 6, 2016 ... Vikings rookie Justin Jefferson has 175 receiving yards on seven catches on passes from Kirk Cousins (251 passing yards).

### Week 5 • Oct. 13, 2020 • Bills 16 at TITANS 42 • 4-0

Following a 16-day gap between games due to a COVID-19 outbreak, the Titans play the NFL's second Tuesday game since 1946 and the first since 2010 ... The Titans score 21 points off three turnovers by the Bills, sparked by cornerback Malcolm Butler's two interceptions off Josh Allen and 97 total return yards ... Ryan Tannehill completes three touchdown passes, including two to Jonnu Smith, and also rushes for a score ... Derrick Henry adds two touchdown runs ... In the Titans' first game of 2020 that is opened to fans on a limited basis, the announced attendance is 8,403.

### Week 6 • Oct. 18, 2020 • Texans 36 at TITANS 42 (OT) • 5-0

The Titans set a franchise record with 607 total net yards ... Ryan Tannehill (366 passing yards) and Derrick Henry (212 rushing yards) become the first duo in NFL history with 350 passing yards and 200 rushing yards in a game ... Henry (264 scrimmage yards) scores the game-winning touchdown in overtime on a five-yard run in the Wildcat formation ... Henry's day also includes a 94-yard touchdown run and a 53-yard catch to set up the game-winning touchdown ... Tannehill out-duels Deshaun Watson (335 yards and four touchdowns), tossing four touchdown passes of his own, including two to A.J. Brown, the second of which helps tie the score with four seconds remaining in regulation.

### Week 7 • Oct. 25, 2020 • STEELERS 27 at Titans 24 • 5-1

The Steelers gain a 27-7 lead early in the third quarter and survive the Titans scoring the final 17 points ... A 45-yard field goal attempt by Stephen Gostkowski in the final seconds to tie the game for the Titans sails wide right ... The Steelers control the ball for more than 36 minutes, including three separate drives lasting more than seven minutes ... Ben Roethlisberger is intercepted three times by the Titans but tosses two touchdowns to Diontae Johnson ... Ryan Tannehill throws for two scores, including a 73-yarder to A.J. Brown (153 total receiving yards).

### Week 8 • Nov. 1, 2020 • Titans 20 at BENGALS 31 • 5-2

Bengals rookie quarterback Joe Burrow passes for 249 yards and two touchdowns, and the Bengals never trail in the game ... The Titans produce 441 total yards of offense, including 112 rushing yards by Derrick Henry and 128 receiving yards by Corey Davis ... Titans quarterback Ryan Tannehill throws a pair of touchdowns, but on consecutive drives in the first quarter, he is intercepted in the end zone and Stephen Gostkowski misses a 53-yard field goal ... Cincinnati converts 10 of 15 attempts on third down and wins the time of possession battle 35:57 to 24:03.

### Week 9 • Nov. 8, 2020 • Bears 17 at TITANS 24 • 6-2

On a 77-degree day in November, the Titans jump out to a 24-3 lead in the fourth quarter and withstand two late touchdown drives by the Bears ... Ryan Tannehill completes touchdown passes of 40 yards to A.J. Brown and two yards to Jonnu Smith ... Brown totals 101 yards on the day ... The Titans defense sacks Nick Foles three times and recovers two Bears fumbles ... Cornerback Desmond King II, making his Titans debut after being acquired in a trade, returns a fumble 63 yards for a touchdown ... The Titans limit the Bears to 56 rushing yards and 2-of-15 (13.3 percent) on third down.

### Week 10 • Nov. 12, 2020 • COLTS 34 at Titans 17 • 6-3

The Colts score the game's final 24 points to defeat the Titans on Thursday Night Football ... The Titans' second half includes three consecutive possessions ending with a 17-yard punt, a blocked punt by the Colts for a touchdown, and a missed field goal, leading directly to 21 total points for the Colts ... Colts quarterback Philip Rivers passes for 308 yards and a touchdown, while running back Nyheim Hines accounts for 115 scrimmage yards (70 rushing, 45 receiving) and two total touchdowns ... Derrick Henry rushes for 103 yards on 19 carries.

### Week 11 • Nov. 22, 2020 • TITANS 30 at Ravens 24 (OT) • 7-3

Derrick Henry's 29-yard touchdown run lifts the Titans to victory in overtime, capping his 133-yard rushing day (28 attempts) ... The Titans erase a 21-10 deficit in the second half ... Ryan Tannehill throws touchdown passes to Jonnu Smith and A.J. Brown, the latter of which gives the Titans a fourth-quarter lead ... The Ravens tie the game at 24-24 with 15 seconds remaining in the fourth quarter on a 29-yard field goal ... The Ravens win the overtime coin toss, but the Titans defense forces a three-and-out to set the stage for the game-winning, 73-yard drive.

### Week 12 • Nov. 29, 2020 • TITANS 45 at Colts 26 • 8-3

In a battle between 7-3 teams, the Titans win to take the lead in the AFC South ... Derrick Henry totals 178 yards on 27 rushing attempts and in the first half alone accounts for 140 rushing yards and three touchdowns ... The Titans score touchdowns on five of their six possessions in the first half ... After the Colts tie the score at 14-14 in the second quarter, the Titans score the next 24 points ... A.J. Brown (98 receiving yards) scores on a 69-yard catch-and-run in the first quarter and adds a 42-yard touchdown return of an onside kickoff attempt by the Colts in the fourth quarter ... The Titans total 449 yards, including 229 rushing yards.

### Week 13 • Dec. 6, 2020 • BROWNS 41 at Titans 35 • 8-4

The Browns score 38 points in the first half, including 28 points in the second quarter, to take a 38-7 lead into halftime ... The Titans rebound to outscore the Browns 28-3 in the second half ... In a game featuring the NFL's top two rushing offenses entering the game, the Browns (No. 1) rush for 118 yards and the Titans (No. 2) rush for 60 ... The Titans lose despite 389 passing yards and three touchdowns by Ryan Tannehill and 182 receiving yards by Corey Davis (one touchdown) ... Cleveland's Baker Mayfield throws four touchdown passes in the first half ... The Browns total 458 net yards to the Titans' 431.

### Week 14 • Dec. 13, 2020 • TITANS 31 at Jaguars 10 • 9-4

The Titans never trail after scoring a touchdown on their opening drive, and they score 24 consecutive points, including 10 points in the final minute of the first half ... Derrick Henry rushes for 215 yards and a pair of touchdowns, with his yardage total ranking fifth in franchise history for a single game ... Ryan Tannehill passes for 212 and two scores, while A.J. Brown catches seven passes for 112 yards, including a 37-yard touchdown ... Jaguars starting quarterback Mike Glennon is replaced by Gardner Minshew II in the second half.

### Week 15 • Dec. 20, 2020 • Lions 25 at TITANS 46 • 10-4

The Titans score touchdowns on their first three possessions and score 22 points in the fourth quarter to pull away ... Ryan Tannehill (145.8 passer rating) out-duels Matthew Stafford, recording his first career game with five total touchdowns—three passing and two rushing ... His passing day includes a 75-yard touchdown to Corey Davis (four receptions for 110 yards) ... Derrick Henry rushes for 147 yards and a touchdown ... Defensively, the Titans get three total takeaways, including a key fumble recovery by linebacker Will Compton near the goal line in the second quarter.

### Week 16 • Dec. 27, 2020 • Titans 14 at PACKERS 40 • 10-5

In a primetime, snowy showdown featuring two of the NFL's top three scoring teams entering the game, the Packers score the game's first 19 points and never waver ... The Titans narrow the deficit to 19-14 early in the third quarter after a 45-yard Ryan Tannehill touchdown run, but it is their last score of the day ... Aaron Rodgers throws three touchdown passes, including three touchdowns to Davante Adams (142 yards) ... Packers running back AJ Dillon rushes for 124 yards and two scores, while the Packers defense limits Derrick Henry to 98 yards on 23 rushing attempts.

### Week 17 • Jan. 3, 2021 • TITANS 41 at Texans 38 • 11-5

The Titans clinch their first AFC South title since 2008 with a victory in the season finale ... Sam Sloman boots the game-winning field goal on a 37-yarder that bounces off the right upright but goes through as time expires in the fourth quarter ... Derrick Henry sets a franchise record with 250 rushing yards, which also gives him a franchise-record 2,027 season rushing yards ... Henry rushes for two touchdowns, as does quarterback Ryan Tannehill ... A.J. Brown collects 10 catches for 151 yards, including a 52-yarder with 10 seconds remaining to set up the game-winning field goal ... Deshaun Watson passes for 365 yards and three touchdowns for the Texans.

### Wild Card Round • Jan. 10, 2021 • RAVENS 20 at Titans 13 • 11-6

The Ravens score 17 consecutive points after falling behind 10-0 in the first quarter ... Ravens quarterback Lamar Jackson rushes for 136 yards, including a 48-yard touchdown ... The Ravens total 236 rushing yards while limiting the Titans to 51 yards on the ground, including 18 carries for 40 yards by Derrick Henry ... Ryan Tannehill passes for 165 yards and a touchdown to A.J. Brown (six receptions, 83 yards), but Tannehill is intercepted by cornerback Marcus Peters with less than two minutes remaining to help seal Baltimore's victory.

## REGULAR TITANS LINEUP IN 2020

### OFFENSIVE STARTERS

**WR 84-Corey Davis (6-3, 209, 4th Year, Western Michigan)** - The fifth-overall draft pick in 2017 led the Titans in receptions (207) and receiving yards (2,851) over his first three seasons. He set career highs with 984 yards and five touchdowns in 2020, while tying his career best with 65 catches.

	G	GS	Rec	Yds	Avg	Lg	TD
2020	14	12	65	984	15.1	75t	5
Career	56	48	207	2,851	13.8	75t	11
2020 Playoffs	1	0	0	0	-	-	0

**TE 81-Jonnu Smith (6-3, 248, 4th Year, Florida International)** - The 2017 third-round draft pick was the team's leading receiver among tight ends from 2018-20 with 96 receptions, 1,145 yards and 14 touchdowns. His eight touchdown grabs in 2020 tied the franchise record for tight ends.

	G	GS	Rec	Yds	Avg	Lg	TD
2020	15	14	41	448	10.9	63	8
Career	60	53	114	1,302	11.4	63	16
2020 Playoffs	1	1	2	9	4.5	5	0

**LT 77-Taylor Lewan (6-7, 309, 7th Year, Michigan)** - The team's first-round pick in 2014 (11th overall) was voted to the Pro Bowl each season from 2016-18. He was limited to five games in 2020 before landing on injured reserve due to a knee injury.

2020 G/GS: 5/5, Career G/GS: 90/85, 2020 Playoffs G/GS: 0/0

**LG 76-Rodger Saffold III (6-5, 325, 11th Year, Indiana)** - The former second-round pick was signed in 2019 as an unrestricted free agent from the Rams. In his first two seasons in Tennessee, he started all but one contest at left guard.

2020 G/GS: 15/15, Career G/GS: 145/142, 2020 Playoffs G/GS: 1/1

**C 60-Ben Jones (6-3, 308, 9th Year, Georgia)** - Added as an unrestricted free agent in 2016, the former fourth-round pick played in 64 games in four previous seasons with the Houston Texans. He started 79 of 80 possible games during his first five seasons in Tennessee.

2020 G/GS: 16/16, Career G/GS: 143/122, 2020 Playoffs G/GS: 1/1

**RG 64-Nate Davis (6-3, 316, 2nd Year, Charlotte)** - The 2019 third-round pick started 12 contests at right guard as a rookie and followed with 16 starts in his second season.

2020 G/GS: 16/16, Career G/GS: 29/28, 2020 Playoffs G/GS: 1/1

**RT 71-Dennis Kelly (6-8, 321, 9th Year, Purdue)** - The former fifth-round pick was acquired in a 2016 trade with the Eagles. In his first five seasons in Tennessee, he played in 58 games, including a career-high 16 starts at right tackle in 2020.

2020 G/GS: 16/16, Career G/GS: 104/47, 2020 Playoffs G/GS: 1/1

**WR 10-Adam Humphries (5-11, 195, 6th Year, Clemson)** - The former rookie free agent signed with the Titans in 2019 after four seasons in Tampa Bay. He appeared in 19 games in his first two seasons in Tennessee, including seven games in 2020.

Receiving		G	GS	Rec	Yds	Avg	Lg	TD				
2020		7	1	23	228	9.9	23	2				
Career		79	21	279	2,931	10.5	51	13				
2020 Playoffs		0	0	0	0	-	-	0				
Returns		PR	FC	Yds	Avg	Lg	TD	KR	Yds	Avg	Lg	TD
2020		0	0	0	-	-	0	0	0	-	-	0
Career		63	63	503	8.0	25	0	6	64	10.7	17	0
'20 Playoffs		0	0	0	-	-	0	0	0	-	-	0

**WR 11-A.J. Brown (6-1, 226, 2nd Year, Mississippi)** - The second-round pick became the 11th NFL player to reach 1,000 receiving yards in each of his first two NFL seasons. He was selected to the Pro Bowl in 2020 after leading the team with 70 receptions, 1,075 receiving yards and 11 touchdown catches.

	G	GS	Rec	Yds	Avg	Lg	TD
2020	14	12	70	1,075	15.4	73t	11
Career	30	23	122	2,126	17.4	91t	19
2020 Playoffs	1	1	6	83	13.8	28	1

**QB 17-Ryan Tannehill (6-4, 217, 9th Year, Texas A&M)** - Acquired via trade from Miami in 2019, Tannehill led the Titans to two consecutive playoff appearances. From the time he took over as the Titans' starter in 2019 through 2020, his 111.3 passer rating ranked third in the NFL. His 40 total touchdowns (33 passing, seven rushing) in 2020 set a franchise record.

	G	GS	Att	Cmp	Pct	Yds	TD	Int	Lg	Sk	Rate
2020	16	16	481	315	65.5	3,819	33	7	75t	24	106.5
Career	116	114	3,678	2,345	63.8	26,995	178	88	91t	303	92.0
'20 Playoffs	1	1	26	18	69.2	165	1	1	35	1	83.0

**RB 22-Derrick Henry (6-3, 247, 5th Year, Alabama)** - The 2016 second-round pick and former Heisman winner claimed his second consecutive NFL rushing title in 2020 with 2,027 yards (fifth all-time). He won AP Offensive Player of the Year honors and his second consecutive Pro Bowl berth. No player had more rushing yards (4,626) or touchdowns (45) than Henry from 2018 to 2020.

	G	GS	Att	Yds	Avg	Lg	TD	Rec	Yds	Avg	Lg	TD
2020	16	16	378	2,027	5.4	94t	17	19	114	6.0	53	0
Career	78	47	1,182	5,860	5.0	99t	55	76	692	9.1	75t	3
'20 Playoffs	1	1	18	40	2.2	8	0	3	11	3.7	7	0

### OFFENSIVE RESERVES

**FB 41-Khari Blasingame (6-0, 233, 2nd Year, Vanderbilt)** - Originally an undrafted free agent with the Vikings, he was signed by the Titans off Minnesota's practice squad during the 2019 campaign.

	G	GS	Att	Yds	Avg	Lg	TD	Rec	Yds	Avg	Lg	TD
2020	15	7	0	0	-	-	0	4	39	9.8	16	0
Career	21	10	0	0	-	-	0	8	93	11.6	24	0
'20 Playoffs	1	1	0	0	-	-	0	0	0	-	-	0

**TE 86-Anthony Firkser (6-2, 246, 3rd year, Harvard)** - The former undrafted free agent joined the Titans in 2018 after previous stints with the Jets and Chiefs. He appeared in a career-high 16 games in 2020.

	G	GS	Rec	Yds	Avg	Lg	TD
2020	16	1	39	387	9.9	45	1
Career	43	2	72	816	11.3	45	3
2020 Playoffs	1	0	2	44	22.0	35	0

**RB 28-Jeremy McNichols (5-9, 205, 1st Year, Boise State)** - Originally a fifth-round pick by Tampa Bay in 2017, McNichols re-joined the Titans after spending time with the team in 2018 and in the 2019 preseason. He also has spent time with San Francisco, Indianapolis, Denver and Jacksonville.

	G	GS	Att	Yds	Avg	Lg	TD	Rec	Yds	Avg	Lg	TD
2020	16	0	47	204	4.3	20	1	12	55	4.6	9	0
Career	20	0	49	208	4.2	20	1	12	55	4.6	9	0
'20 Playoffs	1	0	1	4	4.0	4	0	0	0	-	-	0

**TE 85-MyCole Pruitt (6-2, 245, 5th year, Southern Illinois)** - Pruitt was signed off Houston's practice squad in September 2018 after previous stints with the Vikings and Bears. He played in 42 games in his first three seasons in Tennessee, totaling 20 catches for 241 yards and four scores.

	G	GS	Rec	Yds	Avg	Lg	TD
2020	11	4	5	49	9.8	22	2
Career	63	18	32	343	10.7	42	4
2020 Playoffs	1	0	0	0	-	-	0

**LT 72-David Quessenberry (6-5, 305, 2nd Year, San Jose State)** - The former sixth-round pick entered the NFL with Houston in 2013. After battling non-Hodgkin's lymphoma, he spent most of 2017-19 on the practice squads of the Texans and Titans (2018-19) before getting his first starting opportunity during the 2020 campaign.

2020 G/GS: 12/6, Career G/GS: 18/6, 2020 Playoffs G/GS: 1/1

**LT 70-Ty Sambrailo (6-5, 311, 6th Year, Colorado State)** - The former second-round pick spent his first five NFL seasons with the Broncos (2015-16) and Falcons (2017-19). He started five games for the Titans at left tackle in 2020 before his season was ended due to injury.

2020 G/GS: 10/5, Career G/GS: 67/18

**TE 87-Geoff Swaim (6-4, 260, 6th year, Texas)** - Swaim was signed as a free agent in 2020 after previous stints with the Cowboys (2015-18) and Jaguars (2019). He was a seventh-round pick with Dallas in 2015.

	G	GS	Rec	Yds	Avg	Lg	TD
2020	10	8	9	83	9.2	16	1
Career	53	28	57	484	8.5	43	2
2020 Playoffs	1	1	1	5	5.0	5	0

**QB 5-Logan Woodside (6-1, 213, 1st Year, Toledo)** - Originally a seventh-round draft pick with Cincinnati in 2018, he initially joined the Titans practice squad in 2018. After spending 2019 on the practice squad/injured list, he appeared in six games in 2020 as Ryan Tannehill's understudy.

	G	GS	Att	Cmp	Pct	Yds	TD	Int	Lg	Sk	Rate
2020	6	0	3	1	33.3	7	0	0	7	0	42.4
Career	6	0	3	1	33.3	7	0	0	7	0	42.4
'20 Playoffs	0	0	0	0	-	0	0	0	0	0	-





## EVP/GENERAL MANAGER JON ROBINSON

[From the Senior Bowl: Jon Robinson Looking for Titans in Mobile](#)

[Video: Titans GM Jon Robinson on Social Justice](#)

[Video: Jaimie Robinson's Work with Diabetes Nonprofit JDRF](#)

[JDRF Event a Success, with Help of Titans GM Jon Robinson](#)



**Jon Robinson** was hired as Titans general manager on Jan. 14, 2016 after spending two years as director of player personnel for the Tampa Bay Buccaneers. Nearly one year later, on Jan. 5, 2017, he was promoted to executive vice president/general manager.

In his first five years on the job, the Titans finished with four consecutive 9-7 seasons followed by an 11-5 mark in 2020. It marked the first time the organization produced at least five consecutive winning seasons since a seven-year run of winning records from 1987–1993. The Titans, Seattle Seahawks and Kansas City Chiefs were the only NFL teams without a losing season from 2016 to 2020.

Robinson became only the second general manager in franchise history whose first five teams finished above the .500 mark, joining **Mike Holovak** (1989-93).

Robinson's work helped the team go from three wins in the season prior to his arrival (2015) to a divisional round playoff finish following the 2017 campaign. He became the fifth general manager in franchise history to have the team in the playoffs within his first two full seasons.

Then, in 2019, the team he constructed advanced to the AFC Championship game. It was the organization's first appearance in the conference title game in 17 seasons (2002).

In 2020, Robinson and the Titans clinched the 2020 AFC South title with an 11-5 record in the regular season, claiming their best record and first division title since going 13-3 in 2008. They did so while navigating the challenges associated with the COVID-19 pandemic.

At the conclusion of 2020, the Titans roster was almost completely remade from when Robinson arrived. Only three players (**Brett Kern**, **DaQuan Jones** and **Taylor Lewan**) remained on the 53-man roster or reserve lists who were already present prior to Robinson's tenure.

The 2020 NFL Draft was Robinson's fifth draft as general manager. In those five drafts, he selected 35 total players, and 19 of those players remained with the club at the end of 2020. During that same time period (as of Jan. 10, 2021), he engineered 22 trades and made 11 waiver claims.

**2020:** Early in 2020, the Titans reached an agreement on a multi-year contract to keep quarterback **Ryan Tannehill** in Tennessee. The Titans also re-signed tackle **Dennis Kelly**, who would go on to start all 16 games at right tackle.

After initially placing the franchise tag on running back **Derrick Henry**, the Titans and Henry were able to come to an agreement on a multi-year contract extension in July 2020.



The Titans used their first-round pick in 2019 on Jeffery Simmons.

Tannehill responded with 16 starts for the first time since 2015 and produced one of the best seasons of any quarterback in franchise history. He finished in the top five of several of the organization's single-season record lists with 40 total touchdowns (first), a 106.5 passer rating (second), 3,819 passing yards (third) and 33 touchdown passes (tied for second).

Robinson acquired Tannehill for the Titans in a 2019 trade with the Miami Dolphins, and in the quarterback's first two seasons with the team, he led the Titans to two playoff appearances. From the time he took over as the Titans' starter in Week 7 of 2019 through the end of 2020, Tannehill's 111.3 passer rating ranked third in the NFL behind only **Drew Brees'** 112.3 and **Aaron Rodgers'** 111.7. Tannehill's 2020 successes followed a 2019 season in which he led the NFL and set franchise records with a 117.5 passer rating and a 9.6-yard passing average. In addition to being named to his first Pro Bowl, he earned the 2019 Associated Press Comeback Player of the Year Award.

After securing his multi-year extension, Henry produced one of the greatest seasons in NFL history by a running back. He led the NFL in rushing for the second consecutive season with 2,027 rushing yards, which was only the eighth 2,000-yard rushing season in league annals, and also paced the league with 17 rushing touchdowns. He was recognized with the Associated Press Offensive Player of the Year Award.

Henry, a second-round pick by Robinson in 2016, led the Titans in rushing every season from 2017 through 2020, during which time he also led the NFL with 5,370 total rushing yards. In 2019, he won his first of two consecutive NFL rushing crowns with 1,540 yards and tied for the NFL lead with 16 rushing touchdowns.

In the 2020 NFL Draft, the Titans had six total picks. The first of those was Georgia tackle **Isaiah Wilson** (first round, 29th overall), followed by Louisiana State cornerback **Kristian Fulton** (second round, 61st overall) and Appalachian State running back **Darrynton Evans** (third round, 93rd overall) in the first three rounds.

**2019:** Near the beginning of the 2019 free agent signing period, Robinson worked quickly to add several veterans from other teams who played key roles in 2019: Buccaneers wide receiver **Adam Humphries**, Rams guard **Rodger Saffold** and Tannehill in a trade with the Dolphins. Robinson also worked to re-sign starting safety **Kenny Vaccaro** and punter **Brett Kern**.

Then, in the 2019 NFL Draft, Robinson directed the selection of six total players, including Mississippi State defensive lineman **Jeffery Simmons** in the first round (19th overall), Ole Miss wide receiver **A.J. Brown** in the second round (51st overall) and Charlotte offensive lineman **Nate Davis** in the third round (82nd overall).

In his first two seasons, Brown led the Titans in every major receiving category, totaling 122 catches for 2,126 yards and 19 touchdowns. He became the 11th NFL player to reach 1,000 receiving yards in each of his first two NFL seasons and the first player to do so since **Michael Thomas** (2016-17). From 1970 through 2020, Brown and **Randy Moss** were the only players to post at least 120 receptions and 19 touchdown catches while averaging 17.0 yards per reception in their first two seasons. He was named to the Pro Bowl in 2020 after totaling 70 receptions for 1,075 yards and 11 touchdowns.

As a rookie, Brown ranked first among rookies in receiving yards (1,051), tied for the rookie lead in touchdown receptions (eight) and placed fifth in receptions (52). Among all NFL players in 2019—rookies and veterans—Brown finished second in receiving average (20.2), behind only the Los Angeles Chargers' **Mike Williams** (20.4).

**2018:** The Titans' 2018 free agent class included Pro Bowl cornerback **Malcolm Butler**. In his first three seasons in Tennessee, Butler played in 41 games (36 starts) and totaled nine interceptions. In early August, the Titans signed Vaccaro, who went on to start 42 games over his first three seasons with the club.

Robinson's 2018 draft class was comprised of four players after he used multiple trades to go up and get his targets. It included first-round linebacker **Rashaan Evans** from Alabama (22nd overall pick) and second-round outside linebacker **Harold Landry III** from Boston College (41st overall). Evans started all 32 games from 2019 to 2020, and in 2019 he led the team with 139 tackles. Landry appeared in 47 games (35 starts) in his first three seasons, and his 19.0 sacks from 2018–2020 (nine in 2019) ranked first on the team.

**2017:** During the 2017 offseason, Robinson used free agency to address needs on defense and special teams. Most notably, he spearheaded deals for cornerback **Logan Ryan** (New England) and special teams contributor

and 2017 Pro Bowler **Brynden Trawick** (Oakland).

In the 2017 NFL Draft, Robinson spent first-round picks on wide receiver **Corey Davis** (fifth overall) and cornerback **Adoree' Jackson** (18th overall). It marked the first time the franchise had a pair of first-round draft selections since 1987. The Titans' 2017 draft haul also featured tight end **Jonnu Smith** in the third round and linebacker **Jayon Brown** in the fifth round.

The 2017 Titans advanced to the playoffs for the first time since 2008. Robinson became the fifth general manager in franchise history to have the team in the postseason within his first two full seasons.

**2016:** In his first year as an NFL general manager, Robinson's leadership and decision-making helped the Titans triple their win total from the previous season, finishing 9-7 in 2016 after a 3-13 finish in 2015. The six-win improvement tied for the most in franchise history (1967 and 1974) and doubled the previous club benchmark for the most wins in the first year under a new general manager (three by **Bum Phillips** in 1975).

Within the first four months at his post, Robinson pulled the trigger on several key personnel decisions. On March 9, 2016, he made his first major acquisition, swapping fourth-round draft picks with the Philadelphia Eagles in exchange for running back **DeMarco Murray**. The trade provided major dividends in 2016, as Murray led the AFC and ranked third in the NFL with 1,287 rushing yards.

Around the same time, Robinson began to work the free agent market. Center **Ben Jones** and wide receiver **Rishard Matthews** highlighted the haul, and both were instrumental in helping to transform the Titans offense into the 11th-ranked unit in the NFL.

On April 14, 2016, two weeks before the NFL Draft, Robinson and the Titans dealt the first overall pick to the Los Angeles Rams in one of the biggest trades in recent NFL history. The Titans gave up the No. 1 pick and a fourth-rounder in order to receive the 15th overall pick, two second-rounders and a third-rounder in 2016, plus the Rams' first- and third-round picks in 2017. From 1990–2015, there were seven trades involving the No. 1 overall pick, but this was the first since 2004, when the San Diego Chargers selected **Eli Manning** with the first pick and dealt his rights to the New York Giants.

The Titans had their hands at one point or another on 17 selections in the 2016 draft due to five different trades (including one trade in 2015), and in the end, they ended up with a class of 10 players, including four of the top 45 picks. Robinson swung a draft-day trade with the Cleveland Browns to move back up to the eighth slot to choose Michigan State tackle **Jack Conklin**.

All 10 members of Robinson's first draft class played in at least one game in 2016. They accumulated a total of 110 games played and 38 starts, including 16 starts at right tackle by Conklin. The eighth-overall pick capped his successful rookie campaign by being named first-team All-Pro by Associated Press.

Third-round safety **Kevin Byard** earned first-team All-Pro honors in his second campaign. He ranked second in the NFL from 2017–2020 with 18 total interceptions also was named to the Pro Bowl in 2017.

**PRIOR HISTORY:** Robinson arrived in Tennessee with a wide range of experience from working his way up on the personnel side of the NFL. From 2014–2015, he served as director of player personnel for the Buccaneers and oversaw both college and pro departments as the team rebuilt its roster. The 2015 Buccaneers draft class made a significant impact, including four rookie starters: quarterback **Jameis Winston**, tackle **Donovan Smith**, guard **Ali Marpet** and linebacker **Kwon Alexander**.

Prior to joining Tampa Bay, Robinson spent 12 years with the New England Patriots, including his last five years (2009-13) as the director of college scouting. In the five years heading up their college scouting, the Patriots added a number of key components to their roster that won the Super Bowl in 2014, including wide receiver **Julian Edelman**, defensive back **Devin McCourty**, tight end **Rob Gronkowski**, tackle **Nate Solder** and defensive end **Chandler Jones**. He joined the Patriots as an area scout in 2002, a role he served for four seasons. Robinson then spent two years (2006-07) as a regional scout, before being promoted to assistant director of college scouting in 2008 and then director of college scouting in 2009. In his time scouting for the Patriots the team won 10 division titles, four conference titles and two Super Bowls (2003, 2004).

Robinson played three years at Southeast Missouri State as a defensive lineman after starting his college career at the Air Force Academy. Following his college career as a player, he spent one season (1998) coaching at his alma mater and three years (1999-2001) coaching at Nicholls State.

A native of Union City, Tenn., Robinson and his wife, Jaimie, have two

daughters, Taylor and Bailey.

**JON ROBINSON'S BACKGROUND:**

- 2017-20:** Tennessee Titans - Executive Vice President/General Manager
- 2016:** Tennessee Titans - General Manager
- 2014-15:** Tampa Bay Buccaneers - Director of Player Personnel
- 2009-13:** New England Patriots - Director of College Scouting
- 2008:** New England Patriots - Assistant Director of College Scouting
- 2006-07:** New England Patriots - Regional Scout
- 2002-05:** New England Patriots - Area Scout
- 1999-01:** Nicholls State - Assistant Coach
- 1998:** Southeast Missouri State - Assistant Coach

**FIVE YEARS, THREE PLAYOFF BERTHS**

**Jon Robinson** constructed a roster that produced five consecutive winning seasons in Robinson's first five years on the job, including 2020. The club went 9-7 in 2016, 2017, 2018 and 2019 with postseason berths following the 2017 and 2019 campaigns. Then, in 2020, the Titans finished the regular season 11-5 and won the team's first division championship since 2008.

Robinson is only the second general manager in franchise history whose first five teams finished above the .500 mark, joining **Mike Holovak** (1989-93).

He is also the second general manager in team annals who has helped guide the club to three playoff berths in his first five seasons. Holovak did so in each of his first five years.

**Most winning seasons in a general manager's first five seasons, franchise history:**

New GM	1st 5 Seasons (or fewer)	Seasons Over .500	Playoff Seasons	5-Year Total			Pct
				W	L	T	
Mike Holovak	1989-93	5	5	51	29	0	.638
<b>Jon Robinson</b>	<b>2016-20</b>	<b>5</b>	<b>3</b>	<b>46</b>	<b>33</b>	<b>0</b>	<b>.582</b>
Bum Phillips	1975-79	4	2	44	30	0	.595
Mike Reinfeldt	2007-11	3	2	46	34	0	.575
Don Suman	1961-62 (2)	2	2	21	6	1	.768
Don Klosterman	1966-69 (4)	1	2	25	28	3	.473
Floyd Reese	1994-98	0	0	33	47	0	.413
Ruston Webster	2012-15 (4)	0	0	18	46	0	.281
Ladd Herzeg	1981-85	0	0	18	55	0	.247
Sid Gillman	1973-74 (2)	0	0	8	20	0	.286
Carroll Martin	1964-65 (2)	0	0	8	20	0	.286
Frank "Pop" Ivy	1963 (1)	0	0	6	8	0	.429
John Breen	1971-72 (2)	0	0	5	22	1	.196

**ROBINSON TO THE PLAYOFFS IN YEAR 2**

In January 2016, Titans controlling owner **Amy Adams Strunk** hired general manager **Jon Robinson**, who helped turn the Titans into a playoff team by his second season.

Robinson became the fifth general manager in franchise history to have the team in the playoffs within his first two full seasons.

**Titans/Oilers general managers in the playoffs within their first two full seasons:**

Head Coach	First Full Season as General Manager	Postseason Berths in First Two Seasons	
		2017 (Year 2)	2018 (Year 2)
<b>Jon Robinson</b>	<b>2016</b>		
Mike Reinfeldt	2007	2007, 2008 (Years 1 & 2)	
Mike Holovak	1989	1989, 1990 (Years 1 & 2)	
Don Klosterman	1966	1967 (Year 2)	
Don Suman	1961	1961, 1962 (Years 1 & 2)	

2020 RECAP

DRAFT

TEAM NOTES

PLAYER NOTES

STATISTICS

ROSTERS

**UNRESTRICTED FREE AGENCY UNDER ROBINSON**

**2020**

<u>Free Agents Signed</u>	<u>Former Team</u>
OLB Vic Beasley Jr.	Atlanta
DB Ibraheim Campbell	Green Bay
DL Jack Crawford	Atlanta
LB Nick Dzubnar	L.A. Chargers
CB Johnathan Joseph	Houston
RB Seniorise Perry	Buffalo
T Ty Sambrailo	Atlanta

<u>Free Agents Lost</u>	<u>New Team</u>
T Jack Conklin	Cleveland
WR Darius Jennings	L.A. Chargers
DL Austin Johnson	N.Y. Giants
QB Marcus Mariota	Las Vegas
CB Logan Ryan	New York Giants
WR Tajaé Sharpe	Minnesota
CB LeShaun Sims	Cincinnati

**2019**

<u>Free Agents Signed</u>	<u>Former Team</u>
WR Adam Humphries	Tampa Bay
G Rodger Saffold	L.A. Rams
DL Brent Urban	Baltimore
OLB Cameron Wake	Miami

<u>Free Agents Lost</u>	<u>New Team</u>
TE Luke Stocker	Atlanta
G Quinton Spain	Buffalo

**2018**

<u>Free Agents Signed</u>	<u>Former Team</u>
CB Malcolm Butler	New England
WR Michael Campanaro	Baltimore
LB Will Compton	Washington
QB Blaine Gabbert	Arizona
RB Dion Lewis	New England
S Kendrick Lewis	Baltimore
DL Bennie Logan	Kansas City
G Kevin Pamphile	Tampa Bay
OL Xavier Su'a-Filo	Houston
S Kenny Vaccaro	New Orleans
WR Nick Williams	Atlanta

<u>Free Agents Lost</u>	<u>New Team</u>
DB Curtis Riley	N.Y. Giants
QB Brandon Weeden	Houston
LB Avery Williamson	N.Y. Jets
G/C Brian Schwenke	New England
WR Eric Decker	New England



Ben Jones was signed as an unrestricted free agent in 2016.

**2017**

<u>Free Agents Signed</u>	<u>Former Team</u>
LB Daren Bates	Oakland
S Johnathan Cyprien	Jacksonville
WR Eric Decker	N.Y. Jets
CB Demontre Hurst	Chicago
OL Tim Lelito	New Orleans
CB Logan Ryan	New England
S Brynden Trawick	Oakland
OLB Erik Walden	Indianapolis
KR/WR Eric Weems	Atlanta
NT Sylvester Williams	Denver

<u>Free Agents Lost</u>	<u>New Team</u>
T/G Byron Bell	Dallas
CB Valentino Blake	N.Y. Giants
TE Anthony Fasano	Miami
C/G Brian Schwenke	Indianapolis (later re-signed in Tennessee)
LB Sean Spence	Indianapolis
G Chance Warmack	Philadelphia
WR Kendall Wright	Chicago

**2016**

<u>Free Agents Signed</u>	<u>Former Team</u>
CB Brice McCain	Miami
C Ben Jones	Houston
QB Matt Cassel	Dallas
WR Rishard Matthews	Miami
LB Sean Spence	Pittsburgh
CB Valentino Blake	Pittsburgh
S Rashad Johnson	Arizona

<u>Free Agents Lost</u>	<u>New Team</u>
LB Zach Brown	Buffalo
LB Steven Johnson	Pittsburgh
OL Joe Looney	Dallas
CB Coty Sensabaugh	Los Angeles

## TITANS FOOTBALL ADMINISTRATION/ PLAYER PERSONNEL STAFF

- Jon Robinson . . . . Executive Vice President/General Manager
- Vin Marino . . . . . Vice President of Football Administration
- Ryan Cowden . . . . Vice President of Player Personnel
- Monti Ossenfort . . Director of Player Personnel
- Brian Gardner . . . . Director of Pro Scouting
- Jon Salge . . . . . Director of College Scouting
- Kevin Turks . . . . . Assistant Director of Pro Scouting
- Jay Thomas . . . . . Personnel Analyst
- Mike Boni . . . . . National Scout
- Dale Thompson . . . National Scout
- Brandon Taylor . . . Pro Scout
- Casey Callahan . . . College Scout
- Patrick Callaway . . College Scout
- T.J. Earley . . . . . College Scout
- Tom Roth . . . . . College Scout
- Wes Slay . . . . . College Scout
- Rob Riederer . . . . Scouting Coordinator
- Patrick Woo . . . . . Scouting Coordinator
- Matt Miller . . . . . Scouting Assistant
- Blaise Taylor . . . . Scouting Assistant
- Max Curtis . . . . . Executive Assistant to EVP & General Manager/Football Administration Coordinator

2020 RECAP

DRAFT

TEAM NOTES

PLAYER NOTES

STATISTICS

ROSTERS

## TITANS SCHEDULED TO PICK 22ND

The Titans currently own seven total choices, including the 22nd overall pick, in the 86th National Football League Player Selection Meeting. The first round will start on Thursday, April 29, in Cleveland, Ohio with the second and third rounds on Friday, April 30, followed by rounds four through seven on Saturday, May 1.

Meanwhile, Titans executive vice president/general manager **Jon Robinson**, head coach **Mike Vrabel** and their staffs will be headquartered at Saint Thomas Sports Park in MetroCenter, just north of downtown.



### SEVEN PICKS

The Titans' seven current picks are comprised of six of their original selections plus one choice acquired in a trade. They have one pick in every round except for the seventh round, having surrendered that choice and outside linebacker **Kamalei Correa** in a 2020 trade with the Jacksonville Jaguars. The Titans received a sixth-rounder in the transaction, which was then traded to the Los Angeles Chargers for cornerback **Desmond King II**.

The Titans have an extra sixth-round pick from the Kansas City Chiefs as a result of dealing a seventh-rounder to the Chiefs during the 2020 draft.

Additionally, the NFL will award a total of 32 compensatory picks to teams in Rounds 3-7, based on net unrestricted free agency losses in 2020. The NFL typically announces the compensatory picks in March.

2021 TITANS DRAFT PICKS	
ROUND	OVERALL
1	22
2	53
3	85
4	TBD
5	TBD
6	TBD
6*	(from KC) TBD
7*	(to Jax) TBD

\* Acquired or dealt in a trade

### THE 22ND PICK

In determining draft order, non-playoff clubs select first through 18th, according to the reverse order of their standing (i.e., the team with the worst record receives the first pick, the team with the second-worst record receives the second pick, etc.). Playoff teams select 19th through 32nd based on their level of advancement in the postseason.

The Titans finished 11-5 in the 2020 regular season and advanced to the wild card round. The Indianapolis Colts did the same, and as a result the two clubs will rotate picks 21 and 22 each round. Based on the 2020 strength-of-schedule tiebreaker (.475 for the Titans; .443 for the Colts), the Colts will pick ahead of the Titans in Round 1. The Titans hold the 22nd slot in the first round, the 21st slot in the second round, the 22nd slot in the third round, etc. Their overall pick numbers in the second and third rounds are 53rd and 85th, respectively, with their third-rounder coming one spot sooner than would otherwise be the case due to the New England Patriots' forfeiture of their third-round pick. Exact selection numbers for Rounds 4-7 will be known once compensatory selections are awarded.

There have been two prior occasions in franchise history in which the team used the 22nd overall pick. In 1988, the Oilers used the pick on Michigan State running back **Lorenzo White**. Over the next seven seasons, White appeared in 95 games for the Oilers, rushing for 4,079 yards and 29 touchdowns and adding 184 receptions for 1,674 yards and six scores. He was a Pro Bowl selection in 1992.

More recently, the Titans traded up to the 22nd pick (from 25) to select Alabama linebacker **Rashaan Evans** in 2018. Evans has started every game for the team for the past two seasons. He led the team with 139 tackles in 2019 and ranked third with 96 stops in 2020.

The 22nd pick a year ago was Louisiana State wide receiver **Justin Jefferson**, who was taken by the Minnesota Vikings. Jefferson made the Pro Bowl as a rookie after totaling 88 receptions for 1,400 yards and seven touchdowns.

In 54 drafts since 1967, when the NFL and AFL agreed to a "common draft," there have been a total of 10 No. 22 overall picks (18.5 percent) that have gone on to make at least one Pro Bowl: linebacker **Jack Reynolds** (selected in 1970 by the Los Angeles Rams), defensive back **Hanford Dixon** (1981, Cleveland Browns), defensive back **Gill Byrd** (1983, San Diego Chargers), tackle **Harris Barton** (1987, San Francisco 49ers), White, wide receiver **Andre Rison** (1989, Indianapolis Colts), wide receiver **Percy Harvin** (2009, Minnesota Vikings), wide receiver **Demaryius Thomas** (2010, Denver Broncos), defensive back **Desmond Trufant** (2013, Atlanta Falcons) and Jefferson.

## 2021 FIRST-ROUND DRAFT ORDER

Team	2020 Results				Schedule Strength
	W	L	T	Pct	
1. Jacksonville Jaguars	1	15	0	.063	.549
2. New York Jets	2	14	0	.125	.594
3. Miami Dolphins (from Houston) *	10	6	0	.625	.467
4. Atlanta Falcons	4	12	0	.250	.551
5. Cincinnati Bengals	4	11	1	.281	.529
6. Philadelphia Eagles	4	11	1	.281	.537
7. Detroit Lions	5	11	0	.313	.508
8. Carolina Panthers	5	11	0	.313	.531
9. Denver Broncos	5	11	0	.313	.566
10. Dallas Cowboys	6	10	0	.375	.471
11. New York Giants	6	10	0	.375	.502
12. San Francisco 49ers	6	10	0	.375	.549
13. Los Angeles Chargers	7	9	0	.438	.482
14. Minnesota Vikings	7	9	0	.438	.504
15. New England Patriots	7	9	0	.438	.527
16. Arizona Cardinals	8	8	0	.500	.475
17. Las Vegas Raiders	8	8	0	.500	.539
18. Miami Dolphins	10	6	0	.625	.467
19. Washington Football Team	7	9	0	.438	.459
20. Chicago Bears	8	8	0	.500	.488
21. Indianapolis Colts	11	5	0	.688	.443
<b>22. Tennessee Titans</b>	<b>11</b>	<b>5</b>	<b>0</b>	<b>.688</b>	<b>.475</b>
23. New York Jets (from Seattle) *	2	14	0	.125	.594
24. Pittsburgh Steelers	12	4	0	.750	.475
25. Jacksonville Jaguars (from L.A. Rams) *	1	15	0	.063	.549
26. Cleveland Browns	11	5	0	.688	.451
27. Baltimore Ravens	11	5	0	.688	.494
28. New Orleans Saints	12	4	0	.750	.459
29. Green Bay Packers	13	3	0	.813	.428
30. Buffalo Bills	13	3	0	.813	.512
31. Kansas City Chiefs	14	2	0	.875	.465
32. Tampa Bay Buccaneers	11	5	0	.688	.488

\* Selection traded

Order as of Feb. 11, 2021

## TITANS BY THE PICK

Titans' draft picks, overall selections 1-32, since 1967 (picks in Round 1 unless otherwise noted):

Pick	Year	Player	Pos	School
1.	1978	Earl Campbell	RB	Texas
	1973	John Matuszak	DE	Tampa
2.	2015	Marcus Mariota	QB	Oregon
	1984	Dean Steinkuhler	T	Nebraska
3.	2006	Vince Young	QB	Texas
	1995	Steve McNair	QB	Alcorn State
	1987	Alonzo Highsmith	RB	Miami (Fla.)
	1986	Jim Everett	QB	Purdue
	1985	Ray Childress	DE	Texas A&M
	1971	Dan Pastorini	QB	Santa Clara
4.	(none)			
5.	2017	Corey Davis	WR	Western Michigan
	1967	George Webster	LB	Michigan State
6.	2005	Adam Jones	CB	West Virginia
	1975	Robert Brazile	LB	Jackson State
	1972	Greg Sampson	DE	Stanford
7.	(none)			
8.	2016	Jack Conklin	T	Michigan State
	2011	Jake Locker	QB	Washington
	1982	Mike Munchak	G	Penn State
9.	1983	Bruce Matthews	G	Southern California
10.	2013	Chance Warmack	G	Alabama
11.	2014	Taylor Lewan	T	Michigan
	1985	Richard Johnson	DB	Wisconsin
	1977	Morris Towns	T	Missouri
12.	(none)			
13.	1993	Brad Hopkins	G	Illinois
14.	1996	Eddie George	RB	Ohio State
	1973	George Amundson	RB	Iowa State
	1970	Doug Wilkerson	G	N.C. Central
15.	2002	Albert Haynesworth	DT	Tennessee
	1990	Lamar Lathon	LB	Houston
	1975	Don Hardeman	RB	Texas A&M-Kingsville
	1969	Ron Pritchard	LB	Arizona State
16.	2010	Derrick Morgan	DE	Georgia Tech
	1999	Jevon Kearse	DE	Florida
	1998	Kevin Dyson	WR	Utah
17.	(none)			
18.	2017	Adoree' Jackson	CB	Southern California
	1997	Kenny Holmes	DE	Miami (Fla.)
19.	2019	Jeffery Simmons	DT	Mississippi State
	2007	Michael Griffin	S	Texas
20.	2012	Kendall Wright	WR	Baylor
	1987	Haywood Jeffires	WR	North Carolina St.
21.	(none)			
22.	2018	Rashaan Evans	LB	Alabama
	1988	Lorenzo White	RB	Michigan State
23.	1989	David Williams	T	Florida
24.	2008	Chris Johnson	RB	East Carolina
	1967	Tom Regner	G	Notre Dame
25.	(none)			
26.	1994	Henry Ford	DE	Arkansas
27.	(none)			
28.	2003	Andre Woolfolk	CB	Oklahoma
	1991 (Rnd 2)	Mike Dumas	DB	Indiana
29.	2020	Isaiah Wilson	T	Georgia
	1984 (Rnd 2)	Doug Smith	DL	Auburn
30.	2009	Kenny Britt	WR	Rutgers
	2000	Keith Bulluck	LB	Syracuse
	1983 (Rnd 2)	Harvey Salem	T	California
31.	1979 (Rnd 2)	Mike Stensrud	DE	Iowa State
	1970 (Rnd 2)	Lee Brooks	DT	Texas
	1967 (Rnd 2)	Bob Davis	QB	Virginia
32.	(none)			

## ALL-TIME 22ND OVERALL PICKS

Players selected with the 22nd overall selection in the NFL Draft in the "common draft" era (1967-present):

Year	Team	Player	Pos	College
2020	Minnesota Vikings	Justin Jefferson	WR	LSU
2019	Philadelphia Eagles	Andre Dillard	T	Washington St.
2018	Tennessee Titans	Rashaan Evans	ILB	Alabama
2017	Miami Dolphins	Charles Harris	OLB	Missouri
2016	Washington Football Team	Josh Doctson	WR	TCU
2015	Pittsburgh Steelers	Bud Dupree	OLB	Kentucky
2014	Cleveland Browns	Johnny Manziel	QB	Texas A&M
2013	Atlanta Falcons	Desmond Trufant	DB	Washington
2012	Cleveland Browns	Brandon Weeden	QB	Oklahoma St.
2011	Indianapolis Colts	Anthony Castonzo	T	Boston Col.
2010	Denver Broncos	Demaryius Thomas	WR	Georgia Tech
2009	Minnesota Vikings	Percy Harvin	WR	Florida
2008	Dallas Cowboys	Felix Jones	RB	Arkansas
2007	Cleveland Browns	Brady Quinn	QB	Notre Dame
2006	San Francisco 49ers	Manny Lawson	DE	North Carolina St.
2005	Baltimore Ravens	Mark Clayton	WR	Oklahoma
2004	Buffalo Bills	J.P. Losman	QB	Tulane
2003	Chicago Bears	Rex Grossman	QB	Florida
2002	New York Jets	Bryan Thomas	DE	Ala-Birmingham
2001	New York Giants	Will Allen	DB	Syracuse
2000	Seattle Seahawks	Chris McIntosh	T	Wisconsin
1999	Seattle Seahawks	Lamar King	DE	Saginaw Valley St.
1998	New England Patriots	Tebucky Jones	DB	Syracuse
1997	Dallas Cowboys	David LaFleur	TE	LSU
1996	Tampa Bay Buccaneers	Marcus Jones	DE	North Carolina
1995	Carolina Panthers	Tyrone Poole	DB	Fort Valley St.
1994	Los Angeles Raiders	Rob Fredrickson	LB	Michigan St.
1993	San Diego Chargers	Darrien Gordon	DB	Stanford
1992	Chicago Bears	Alonzo Spellman	DE	Ohio St.
1991	Chicago Bears	Stan Thomas	T	Texas
1990	Philadelphia Eagles	Ben Smith	DB	Georgia
1989	Indianapolis Colts	Andre Rison	WR	Michigan St.
1988	Houston Oilers	Lorenzo White	RB	Michigan St.
1987	San Francisco 49ers	Harris Barton	T	North Carolina
1986	New York Jets	Mike Haight	G	Iowa
1985	Chicago Bears	William Perry	DT	Clemson
1984	Seattle Seahawks	Terry Taylor	DB	Southern Illinois
1983	San Diego Chargers	Gill Byrd	DB	San Jose St.
1982	Green Bay Packers	Ron Hallstrom	G	Iowa
1981	Cleveland Browns	Hanford Dixon	DB	Southern Miss
1980	Tampa Bay Buccaneers	Ray Snell	G	Wisconsin
1979	Denver Broncos	Kelvin Clark	T	Nebraska
1978	Pittsburgh Steelers	Ron Johnson	DB	East. Michigan
1977	Cincinnati Bengals	Mike Cobb	TE	Michigan St.
1976	St. Louis Cardinals	Mike Dawson	DT	Arizona
1975	San Diego Chargers	Mike Williams	DB	LSU
1974	Dallas Cowboys	Charley Young	RB	North Carolina St.
1973	Cleveland Browns	Pete Adams	G	USC
1972	Baltimore Colts	Tom Drougas	T	Oregon
1971	Baltimore Colts	Don McCauley	RB	North Carolina
1970	Los Angeles Rams	Jack Reynolds	LB	Tennessee
1969	Oakland Raiders	Art Thoms	DT	Syracuse
1968	Kansas City Chiefs	George Daney	G	Texas-El Paso
1967	Buffalo Bills	John Pitts	DB	Arizona St.

## LAST TIME IN A TITANS DRAFT ...

### FIRST OVERALL PICK

1978 RB Earl Campbell

### SECOND OVERALL PICK

2015 QB Marcus Mariota

### THIRD OVERALL PICK

2006 QB Vince Young

### 22nd OVERALL PICK

2018 LB Rashaan Evans

### TWO PICKS IN THE FIRST ROUND

2017 WR Corey Davis (5), CB Adoree' Jackson (18)

### THREE PICKS IN THE FIRST ROUND

(never)

### ZERO PICKS IN THE FIRST ROUND

2004 Traded out of the 27th position

### TWO OR MORE SECOND-ROUND PICKS

2016 (three) OLB Kevin Dodd (33), DL Austin Johnson (43), RB Derrick Henry (45)

### TWO OR MORE THIRD-ROUND PICKS

2017 WR Taywan Taylor (72), TE Jonnu Smith (100)

### HAD THREE PICKS IN ANY ROUND

2017 (seventh round) OLB Josh Carraway, T Brad Seaton, RB Khalfani Muhammad

### HAD FOUR PICKS IN ANY ROUND

(never happened)

### HAD 10 OR MORE PICKS

2016 10 total picks

### HAD 11 OR MORE PICKS

2009 11 total picks

### HAD 12 OR MORE PICKS

2004 13 total picks

### HAD SIX OR FEWER PICKS

2020 Six total picks

### SELECTED A QUARTERBACK IN THE FIRST ROUND

2015 Marcus Mariota (2)

### SELECTED A RUNNING BACK IN THE FIRST ROUND

2008 Chris Johnson (24)

### SELECTED AN OFFENSIVE LINEMAN IN THE FIRST ROUND

2020 Isaiah Wilson (29)

### SELECTED A TIGHT END IN THE FIRST ROUND

1965 Lawrence Elkins (2)

### SELECTED A WIDE RECEIVER IN THE FIRST ROUND

2017 Corey Davis (5)

### SELECTED A DEFENSIVE LINEMAN IN THE FIRST ROUND

2019 Jeffery Simmons (19)

### SELECTED A LINEBACKER IN THE FIRST ROUND

2018 Rashaan Evans (22)

### SELECTED A CORNERBACK IN THE FIRST ROUND

2017 Adoree' Jackson (18)

### SELECTED A SAFETY IN THE FIRST ROUND

2007 Michael Griffin (19)

### TRADED UP IN THE FIRST ROUND

2018 Traded with Baltimore to go from the 25th pick to the 22nd pick

### TRADED BACK IN THE FIRST ROUND

2016 Traded with the Rams to go from the first overall pick to the 15th pick

## TITANS ALL-TIME FIRST-ROUND PICKS

First-round picks in the history of the Oilers/Titans:

Year	Pick	Player	Pos.	College
2020	29	Isaiah Wilson	T	Georgia
2019	19	Jeffery Simmons	DT	Mississippi State
2018	22	Rashaan Evans	LB	Alabama
2017	5	Corey Davis	WR	Western Michigan
	18	Adoree' Jackson	CB	Southern California
2016	8	Jack Conklin	T	Michigan State
2015	2	Marcus Mariota	QB	Oregon
2014	11	Taylor Lewan	T	Michigan
2013	10	Chance Warmack	G	Alabama
2012	20	Kendall Wright	WR	Baylor
2011	8	Jake Locker	QB	Washington
2010	16	Derrick Morgan	DE	Georgia Tech
2009	30	Kenny Britt	WR	Rutgers
2008	24	Chris Johnson	RB	East Carolina
2007	19	Michael Griffin	DB	Texas
2006	3	Vince Young	QB	Texas
2005	6	Pacman Jones	CB	West Virginia
2004		(none)		
2003	28	Andre Woolfolk	CB	Oklahoma
2002	15	Albert Haynesworth	DT	Tennessee
2001		(none)		
2000	30	Keith Bulluck	LB	Syracuse
1999	16	Jevon Kearse	DE	Florida
1998	16	Kevin Dyson	WR	Utah
1997	18	Kenny Holmes	DE	Miami (Fla.)
1996	14	Eddie George	RB	Ohio State
1995	3	Steve McNair	QB	Alcorn State
1994	26	Henry Ford	DE	Arkansas
1993	13	Brad Hopkins	T	Illinois
1992		(none)		
1991		(none)		
1990	15	Lamar Lathon	LB	Houston
1989	23	David Williams	T	Florida
1988	22	Lorenzo White	RB	Michigan State
1987	3	Alonzo Highsmith	RB	Miami (Fla.)
	20	Haywood Jeffires	WR	NC State
1986	3	Jim Everett	QB	Purdue
1985	3	Ray Childress	DE	Texas A&M
	11	Richard Johnson	DB	Wisconsin
1984	2	Dean Steinkuhler	T	Nebraska
1983	9	Bruce Matthews	G	Southern California
1982	8	Mike Munchak	G	Penn State
1981		(none)		
1980		(none)		
1979		(none)		
1978	1	Earl Campbell	RB	Texas
1977	11	Morris Towns	T	Missouri
1976		(none)		
1975	6	Robert Brazile	LB	Jackson State
	15	Don Hardeman	RB	Tex.A&M-Kingsville
1974		(none)		
1973	1	John Matuszak	DE	Tampa
	14	George Amundson	RB	Iowa State
1972	6	Greg Sampson	DE	Stanford
1971	3	Dan Pastorini	QB	Santa Clara
1970	14	Doug Wilkerson	G	NC Central
1969	15	Ron Pritchard	LB	Arizona State
1968		(none)		
1967	5	George Webster	LB	Michigan St.
	23	Tom Regner	G	Notre Dame
1966		Tommy Nobis	LB	Texas
1965		Lawrence Elkins	TE	Baylor
1964		Scott Appleton	DT	Texas
1963		Danny Brabham	LB	Arkansas
1962		Ray Jacobs	DT	Howard Payne
1961		Mike Ditka	TE	Pittsburgh
1960		Billy Cannon	HB	LSU

2020 RECAP

DRAFT

TEAM NOTES

PLAYER NOTES

STATISTICS

ROSTERS

## ALL-TIME TITANS/OILERS PICKS BY UNIVERSITY (1960-PRESENT)

School	Picks	School	Picks	School	Picks	School	Picks
Texas	20	Fresno State	5	Mississippi Southern	2	Lake Forest	1
Oklahoma	15	Iowa State	5	Nicholls State	2	Marshall	1
Alabama	14	Jackson State	5	North Carolina A&T	2	Maryland-Eastern Shore	1
Auburn	14	Louisiana Tech	5	North Texas State	2	Massachusetts	1
Baylor	14	Louisville	5	Northern Arizona	2	McMurry	1
Penn State	14	Minnesota	5	Southwest Missouri	2	Minnesota State-Mankato	1
Louisiana State	13	New Mexico State	5	Samford	2	Minnesota-Duluth	1
Michigan State	13	Texas Tech	5	South Carolina State	2	Morningside	1
Rice	13	Tulane	5	South Dakota State	2	North Dakota	1
Houston	12	Washington State	5	Southern	2	North Dakota State	1
Mississippi	12	Arizona State	4	Texas A&M-Kingsville	2	Northeast Louisiana	1
Mississippi State	12	Boston College	4	Toledo	2	Northeast Missouri	1
Southern California	12	Brigham Young	4	Troy State	2	Northeast Oklahoma	1
Texas A&M	12	Colorado	4	Texas-El Paso	2	Northern Colorado	1
Georgia	11	Colorado State	4	Wake Forest	2	Northern Iowa	1
Miami (Fla.)	11	Lamar	4	Wyoming	2	Northwest Missouri State	1
Tennessee	11	Maryland	4	Air Force	1	New Mexico Highlands	1
Clemson	10	Prairie View	4	Akron	1	Nevada	1
Florida State	10	Syracuse	4	Alabama-Birmingham	1	Oregon State	1
Illinois	10	Tennessee State	4	Angelo State	1	Ottawa	1
Northwestern	10	Texas Southern	4	Appalachian State	1	Pacific West	1
Purdue	10	Tulsa	4	Arkansas AM&N	1	Panhandle A&M	1
Stanford	10	Virginia	4	Arkansas Tech	1	Pepperdine	1
Wisconsin	10	Western Kentucky	4	Augustana	1	Portland State	1
Florida	9	Cincinnati	3	Austin Peay	1	Richmond	1
Missouri	9	East Carolina	3	Bemidji State	1	Sam Houston State	1
Notre Dame	9	Florida A&M	3	Benedict	1	Santa Clara	1
Pittsburgh	9	Johnson Smith	3	Bishop	1	Shepherd	1
Texas Christian	9	McNeese State	3	Boise State	1	Simpson	1
West Virginia	9	Montana	3	Boston University	1	Southeast Louisiana	1
Arizona	8	Morgan State	3	Brown	1	Southeast Missouri State	1
California	8	New Mexico	3	Cal State-Chico	1	Southern Illinois	1
Grambling State	8	North Carolina Central	3	California, Pa.	1	Southern Utah	1
Iowa	8	Northern Illinois	3	Cameron	1	St. Ambrose	1
Miami (Ohio)	8	Northwestern State (La.)	3	Central Arkansas	1	Tampa	1
Michigan	8	Rutgers	3	Central Florida	1	Temple	1
Nebraska	8	Southwest Texas State	3	Charlotte	1	Texas A&I	1
Utah	8	Stephen F. Austin	3	Cheyney	1	Vanderbilt	1
North Carolina State	7	Virginia Tech	3	Concordia College (MN)	1	Villanova	1
Ohio State	7	West Texas State	3	Connecticut	1	Virginia State	1
Oklahoma State	7	Abilene Christian	2	Detroit	1	Washburn	1
UCLA	7	Alabama State	2	Drake	1	Washington (Mo.)	1
Alcorn State	6	Ball State	2	East Texas State	1	West Texas State	1
Georgia Tech	6	Bowling Green	2	Eastern Michigan	1	West Virginia State	1
Hawaii	6	California-Davis	2	Eastern New Mexico	1	West Virginia Tech	1
Kansas	6	Chattanooga	2	Eastern Washington	1	Western Michigan	1
Kentucky	6	Duke	2	Florida Atlantic	1	Whittier	1
North Carolina	6	Humboldt State	2	Florida International	1	Widener	1
Oregon	6	Indiana	2	George Washington	1	Wiley	1
South Carolina	6	Kansas State	2	Hardin-Simmons	1	William & Mary	1
Southern Methodist	6	Kent State	2	Howard Payne	1	Winston-Salem State	1
Southern Miss	6	Lincoln	2	Idaho	1	Wisconsin-Oshkosh	1
Utah State	6	Marquette	2	Jacksonville State	1	Wisconsin-Stout	1
Washington	6	Memphis State	2	Kalamazoo	1		
Arkansas	5	Middle Tennessee State	2	La Verne	1		

# TITANS ERA DRAFTS (SINCE 1999)

## 2020

Rd.	Pick	Player	Pos.	College
1	29	Isaiah Wilson	T	Georgia
2	61	Kristian Fulton	CB	Louisiana State
3	93	Darrynton Evans	RB	Appalachian State
4	135	(Traded to Miami)		
5	174	Larrell Murchison	DL	North Carolina State
6	208	(Traded to Green Bay)		
7a	224	Cole McDonald	QB	Hawaii
7b	237	(Traded to Kansas City)		
7c	243	Chris Jackson	DB	Marshall

### Draft Notes

General Manager: Jon Robinson

- 4 – Pick traded to Miami in 2019 (see 2019, 6a)
- 6 – Pick traded to Green Bay in 2019 for OLB Reggie Gilbert
- 7a – Pick acquired in a 2019 trade with Cleveland for WR Taywan Taylor
- 7b – Pick acquired in a trade with Denver for DT Jurrell Casey and then traded to Kansas City for a sixth-round choice in 2021

## 2019

Rd.	Pick	Player	Pos.	College
1	19	Jeffery Simmons	DL	Mississippi State
2	51	A.J. Brown	WR	Mississippi
3	82	Nate Davis	OL	Charlotte
4a	116	Amani Hooker	DB	Iowa
4b	121	(Traded to N.Y. Jets)		
5a	157	(Traded to N.Y. Jets)		
5b	168	D'Andre Walker	OLB	Georgia
6a	188	David Long	LB	West Virginia
6b	191	(Traded to Baltimore)		
7	233	(Traded to Miami)		

### Draft Notes

General Manager: Jon Robinson

- 4a, 5b – Picks acquired in a trade with N.Y. Jets for 4b and 5a
- 6a – Pick and QB Ryan Tannehill acquired in a trade with Miami for a seventh-round pick (233 overall) and a fourth-round pick in 2020
- 6b – Pick acquired in a trade with Baltimore for LB Kamalei Correa

## 2018

Rd.	Pick	Player	Pos.	College
1a	22	Rashaan Evans	LB	Alabama
1b	25	(traded to Baltimore)		
2a	41	Harold Landry	OLB	Boston College
2b	57	(traded to Oakland)		
3	89	(traded to Oakland)		
4	125	(traded to Baltimore)		
5a	152	Dane Cruikshank	DB	Arizona
5b	162	(traded to Baltimore)		
6a	199	Luke Falk	QB	Washington State
6b	215	(acquired from Baltimore and traded back to Baltimore)		
7	243	(traded to Kansas City)		

### Draft Notes

General Manager: Jon Robinson

- 1a, 6b – Picks acquired in a trade with Baltimore for 1b and 4 (6b later traded back to Baltimore)
- 2a – Pick acquired in a trade with Oakland for 2b and 3
- 5a – Pick acquired in a trade with Baltimore for 5b and 6b (6b originally traded from Baltimore to Tennessee before being traded back to Baltimore)
- 7 – Pick traded to Kansas City in 2017 for defensive lineman David King

## 2017

Rd.	Pick	Player	Pos.	College
1a	5	Corey Davis	WR	Western Michigan
1b	18	Adoree' Jackson	CB	Southern California
2	52	(traded to Cleveland)		
3a	72	Taywan Taylor	WR	Western Kentucky
3b	83	(traded to New England)		
3c	100	Jonnu Smith	TE	Florida International
4	124	(Traded to New England)		
5a	155	Jayon Brown	LB	UCLA

5b	164	(Traded to Philadelphia)		
6a	200	(Traded to N.Y. Giants)		
6b	203	(Traded to Denver)		
6c	207	(Traded to Cincinnati)		
6d	214	(Traded to Philadelphia)		
6e	217	Corey Levin	OL	Chattanooga
7a	227	Josh Carraway	OLB	Texas Christian
7b	236	Brad Seaton	T	Villanova
7c	241	Khalfani Muhammad	RB	California

### Draft Notes

General Manager: Jon Robinson

- 2 – Pick traded to Cleveland during 2016 draft (see 2016, 1b)
- 3a, 6a – Picks acquired in a trade with New England for 3b and 4
- 3c – Compensatory selection; acquired in a trade with the Los Angeles Rams during the 2016 draft (see 2016, 1a)
- 5a – Pick acquired in a trade with Philadelphia for 5b, 6d
- 6b – Pick traded to Denver during 2016 draft (see 2016, 5b)
- 6c, 7c – Picks acquired in a trade with the N.Y. Giants for 6a
- 6d – Pick acquired in a trade with Atlanta in 2015 (see 2016, 6c)
- 6e, 7a – Picks acquired in a trade with Cincinnati for 6c

## 2016

Rd.	Pick	Player	Pos.	College
1a	1	(traded to Los Angeles Rams)		
1b	8	Jack Conklin	T	Michigan State
1c	15	(traded to Cleveland)		
2a	33	Kevin Dodd	OLB	Clemson
2b	43	Austin Johnson	DL	Penn State
2c	45	Derrick Henry	RB	Alabama
3a	64	Kevin Byard	S	Middle Tennessee St.
3b	76	(traded to Cleveland)		
4a	100	(traded to Philadelphia)		
4b	113	(traded to Los Angeles Rams)		
5a	140	Tajae Sharpe	WR	Massachusetts
5b	157	LeShaun Sims	CB	Southern Utah
6a	176	(traded to Denver)		
6b	177	(traded to Los Angeles Rams)		
6c	193	Sebastian Tretola	G	Arkansas
7a	222	Aaron Wallace	OLB	UCLA
7b	253	Kalan Reed	CB	Southern Mississippi

### Draft Notes

General Manager: Jon Robinson

- 1b, 6a – Picks acquired in a trade with Cleveland for 1c, 3b and a 2017 second-round choice
- 1c, 2b, 2c, 3b – Picks and 2017 first-round and third-round choices acquired in a trade with the L.A. Rams for 1a, 4b and 6b
- 4b – Pick acquired in a trade with Philadelphia for 4a and RB DeMarco Murray
- 5b, 7b – Picks acquired in a trade with Denver for 6a and a 2017 sixth-round choice
- 6c – Pick and a 2017 sixth-round choice acquired in 2015 from Atlanta for G Andy Levitre.

## 2015

Rd.	Pick	Player	Pos.	College
1	2	Marcus Mariota	QB	Oregon
2a	33	(traded to New York Giants)		
2b	40	Dorial Green-Beckham	WR	Oklahoma
3	66	Jeremiah Poutasi	OL	Utah
4a	100	Angelo Blackson	DE	Auburn
4b	108	Jalston Fowler	FB	Alabama
5	138	David Cobb	RB	Minnesota
6a	177	Deiontrez Mount	OLB	Louisville
6b	208	Andy Gallik	C	Boston College
7a	219	(traded to New England)		
7b	245	Tre McBride	WR	William & Mary

### Draft Notes

General Manager: Ruston Webster

- 2b, 4b, 7 – Picks acquired from New York Giants for 2a.

2020 RECAP

DRAFT

TEAM NOTES

PLAYER NOTES

STATISTICS

ROSTERS



## TITANS ERA DRAFTS (SINCE 1999)

- 6b – Pick acquired in 2014 from New England for LB Akeem Ayers and 7a.

### 2014

Rd.	Pick	Player	Pos.	College
1	11	Taylor Lewan	T	Michigan
2a	42	(traded to Philadelphia)		
2b	54	Bishop Sankey	RB	Washington
3	77	(traded to San Francisco)		
4a	112	DaQuan Jones	DL	Penn State
4b	122	Marqueston Huff	DB	Wyoming
5	151	Avery Williamson	LB	Kentucky
6a	178	Zach Mettenberger	QB	Louisiana State
6b	186	(traded to Washington)		
7	228	(traded to Washington)		

#### Draft Notes

General Manager: Ruston Webster

- 2b, 4b – Picks acquired in trade with Philadelphia for 2a.
- 3 – Pick traded to San Francisco during 2013 draft (see 2013, 2a).
- 6a – Pick acquired in trade with Washington for 6b and 7.

### 2013

Rd.	Pick	Player	Pos.	College
1	10	Chance Warmack	G	Alabama
2a	34	Justin Hunter	WR	Tennessee
2b	40	(traded to San Francisco)		
3a	70	Bliidi Wreh-Wilson	CB	Connecticut
3b	97	Zaviar Gooden	LB	Missouri
4	107	Brian Schwenke	C	California
5	142	Lavar Edwards	DE	Louisiana State
6a	176	(traded to Minnesota)		
6b	202	Khalid Wooten	CB	Nevada
7a	216	(traded to San Francisco)		
7b	248	Daimion Stafford	S	Nebraska

#### Draft Notes

General Manager: Ruston Webster

- 2a – Pick acquired in trade with San Francisco for 2b, 7a and a third-round pick in 2014.
- 6a – Pick traded to Minnesota in 2012 for a seventh-round pick in 2012.
- 3b, 6b, 7b – Awarded as compensatory selections

### 2012

Rd.	Pick	Player	Pos.	College
1	20	Kendall Wright	WR	Baylor
2	52	Zach Brown	LB	North Carolina
3	82	Mike Martin	DT	Michigan
4	115	Coty Sensabaugh	CB	Clemson
5a	145	Taylor Thompson	TE	Southern Methodist
5b	155	(traded to Miami)		
6	190	Markelle Martin	S	Oklahoma State
7a	211	Scott Solomon	DE	Rice
7b	227	(traded to Miami)		

#### Draft Notes

General Manager: Ruston Webster

- 5a – Pick acquired in trade with Miami for 5b and 7b
- 7a – Pick acquired in trade with Minnesota for a sixth-round choice in 2013

### 2011

Rd.	Pick	Player	Pos.	College
1	8	Jake Locker	QB	Washington
2	39	Akeem Ayers	LB	UCLA
3	77	Jurrell Casey	DT	Southern California
4a	109	Colin McCarthy	LB	Miami (Fla.)
4b	130	Jamie Harper	RB	Clemson
5	142	Karl Klug	DL	Iowa
6	175	Byron Stingily	T	Louisville
7a	212	Zach Clayton	DT	Auburn
7b	251	Tommie Campbell	DB	California (Pa.)

#### Draft Notes

General Manager: Mike Reinfeldt

- 4b, 7b – Awarded as compensatory selections

### 2010

Rd.	Pick	Player	Pos.	College
1	16	Derrick Morgan	DE	Georgia Tech
2	47	(traded to New England)		
3a	77	Damian Williams	WR	Southern California
3b	97	Rennie Curran	LB	Georgia
4a	104	Alterraun Verner	CB	UCLA
4b	111	(traded to Seattle)		
5	148	Robert Johnson	S	Utah
6a	176	Rusty Smith	QB	Florida Atlantic
6b	185	(traded to Seattle)		
6c	207	Myron Rolle	S	Florida State
7a	222	Marc Mariani	WR	Montana
7b	241	David Howard	DT	Brown

#### Draft Notes

General Manager: Mike Reinfeldt

- 3b, 6c, 7b – Awarded as compensatory selections
- 2 – Traded to New England in 2009 (see 2009 3a)
- 4a, 6a – Picks acquired in trade with Seattle for RB LenDale White, DT Kevin Vickerson, 4b and 6b

### 2009

Rd.	Pick	Player	Pos.	College
1	30	Kenny Britt	WR	Rutgers
2	62	Sen'Derrick Marks	DT	Auburn
3a	89	Jared Cook	TE	South Carolina
3b	94	Ryan Mouton	CB	Hawaii
4a	130	Gerald McRath	LB	Southern Mississippi
4b	135	Troy Kropog	T/G	Tulane
5a	166	(Traded to Dallas)		
5b	173	Javon Ringer	RB	Michigan State
6a	203	Jason McCourty	CB	Rutgers
6b	206	Dominique Edison	WR	Stephen F. Austin
7a	239	Ryan Durand	G	Syracuse
7b	242	Nick Schommer	S	North Dakota State

#### Draft Notes

General Manager: Mike Reinfeldt

- 4b, 5b, 6b, 7b – Awarded as compensatory selections
- 3a – Pick acquired in trade with New England for second round pick in 2010
- 5a – Pick traded to Dallas (see 2008 4c)

### 2008

Rd.	Pick	Player	Pos.	College
1	24	Chris Johnson	RB	East Carolina
2	54	Jason Jones	DL	Eastern Michigan
3	85	Craig Stevens	TE	California
4a	103	William Hayes	DE	Winston-Salem State
4b	124	(Traded to Washington)		
4c	126	Lavelle Hawkins	WR	California
4d	134	Stanford Keglar	LB	Purdue
5	157	(Traded to Washington)		
6	189	(Traded to Seattle)		
7	229	Cary Williams	CB	Washburn

#### Draft Notes

General Manager: Mike Reinfeldt

- 4d – Awarded as compensatory selection
- 4a – Pick acquired in trade with Washington for fourth round pick (#124 overall) and fifth round pick (#157 overall).
- 4b – Traded to Washington (see 4a)
- 4c – Pick acquired in trade with Dallas for Pacman Jones
- 5 – Pick traded to Washington (see 4a)
- 6 – Pick traded to Seattle for Bryce Fisher

### 2007

Rd.	Pick	Player	Pos.	College
1	19	Michael Griffin	S	Texas

2020 RECAP

DRAFT

TEAM NOTES

PLAYER NOTES

STATISTICS

ROSTERS

## TITANS ERA DRAFTS (SINCE 1999)

2	50	Chris Henry	RB	Arizona
3	80	Paul Williams	WR	Fresno State
4a	115	Leroy Harris	G/C	N.C. State
4b	128	Chris Davis	WR	Florida State
5	152	Antonio Johnson	DT	Mississippi State
6a	188	Joel Filani	WR	Texas Tech
6b	204	Jacob Ford	DE	Central Arkansas
6c	206	Ryan Smith	CB	Florida
7	223	Mike Otto	T	Purdue

### Draft Notes

General Manager: Mike Reinfeldt

- 4b – Pick acquired in trade with Baltimore for Steve McNair in 2006.
- 6b – Pick acquired in trade with San Diego for Billy Volek in 2006.
- 6c – Pick acquired in trade with Indianapolis for seventh round pick (#238 overall) in 2006. That selection was originally obtained from Indianapolis for Rocky Calmus.

### 2006

Rd.	Pick	Player	Pos.	College
1	3	Vince Young	QB	Texas
2a	39	(Traded to Philadelphia)		
2b	45	LenDale White	RB	Southern California
3	70	(Traded to Buffalo)		
4a	102	Calvin Lowry	S	Penn State
4b	116	Stephen Tulloch	LB	N.C. State
5a	137	Terna Nande	LB	Miami (Ohio)
5b	169	Jesse Mahelona	DT	Tennessee
6	172	Jonathan Orr	WR	Wisconsin
7a	215	Cortland Finnegan	CB	Samford
7b	238	(Traded to Indianapolis)		
7c	245	Spencer Toone	LB	Utah
7d	246	Quinton Ganther	RB	Utah

### Draft Notes

General Manager: Floyd Reese

- 5b, 7c and 7d – awarded as compensatory selections
- 2a – Pick traded to Philadelphia (see 2b)
- 2b – Pick acquired from Philadelphia along with 2006 fourth round pick (116 overall) for the Titans second round pick (39 overall)
- 3 – Pick traded to Buffalo for RB Travis Henry in 2005
- 7b – Pick acquired from Indianapolis for LB Rocky Calmus in 2005 and traded back to Indianapolis for sixth round selection in 2007

### 2005

Rd.	Pick	Player	Pos.	College
1	6	Adam Jones	CB	West Virginia
2a	37	(Traded to Detroit)		
2b	41	Michael Roos	T	Eastern Washington
3a	68	Courtney Roby	WR	Indiana
3b	96	Brandon Jones	WR	Oklahoma
4a	108	Vincent Fuller	S	Virginia Tech
4b	113	David Stewart	T	Mississippi State
4c	136	Roydell Williams	WR	Tulane
5a	142	Damien Nash	RB	Missouri
5b	150	Daniel Loper	T	Texas Tech
6	179	Bo Scaife	TE	Texas
7	218	Reynaldo Hill	CB	Florida

### Draft Notes

General Manager: Floyd Reese

- 3b and 4c – awarded as compensatory selections
- 2a – Pick traded to Detroit (see 2b)
- 2b – Pick acquired from Detroit along with 2005 fourth round pick (113 overall) for the Titans second round pick (37 overall)
- 4b – Pick acquired from Detroit (see 2b)
- 5b – Pick acquired from Kansas City for DE Carlos Hall

### 2004

Rd.	Pick	Player	Pos.	College
1	27	(Traded to Houston)		
2a	40	Ben Troupe	TE	Florida
2b	42	Travis LaBoy	DE	Hawaii

2c	57	Antwan Odom	DE	Alabama
3a	71	Randy Starks	DT	Maryland
3b	92	Rich Gardner	CB	Penn State
4a	103	Bo Schobel	DE	TCU
4b	124	Michael Waddell	CB	North Carolina
5a	138	Jacob Bell	G	Miami (Ohio)
5b	159	(Traded to Houston)		
5c	165	Robert Reynolds	LB	Ohio State
6	191	Troy Fleming	RB	Tennessee
7a	230	Jared Clauss	DT	Iowa
7b	239	Eugene Amano	C	S.E. Missouri State
7c	241	Sean McHugh	TE	Penn State

### Draft Notes

General Manager: Floyd Reese

- 5c, 7b, 7c – awarded as compensatory selections
- 1 – Pick traded to Houston (see 2a)
- 2a – Pick acquired from Houston along with 2004 third round pick (71 overall), fourth round pick (103 overall) and fifth round pick (138 overall) for the Titans 2004 first round pick (27 overall) and fifth round pick (159 overall)
- 2b – Pick acquired from New York Jets for WR Justin McCariens
- 3a – Pick acquired in Houston trade (see 2a)
- 4a – Pick acquired in Houston trade (see 2a)
- 5a – Pick acquired in Houston trade (see 2a)
- 5b – Pick traded to Houston (see 2a)

### 2003

Rd.	Pick	Player	Pos.	College
1	28	Andre Woolfolk	CB	Oklahoma
2	60	Tyrone Calico	WR	Middle Tennessee State
3	93	Chris Brown	RB	Colorado
4	126	Rien Long	DT	Washington State
5a	154	Donnie Nickey	S	Ohio State
5b	164	(Traded to New England)		
6	201	(Traded to New England)		
7a	225	Todd Williams	T	Florida State
7b	243	(Traded to New England)		

### Draft Notes

General Manager: Floyd Reese

- 5a – Pick acquired from New England along with 2003 seventh round pick (225 overall) for the Titans 2003 fifth round pick (164 overall), sixth round pick (201 overall) and seventh round pick (243 overall)
- 5b – Pick traded to New England (see 5a)
- 6 – Pick traded to New England (see 5a)
- 7a – Pick acquired in New England trade (see 5a)
- 7b – Pick traded to New England (see 5a)

### 2002

Rd.	Pick	Player	Pos.	College
1a	14	(Traded to N.Y. Giants)		
1b	15	Albert Haynesworth	DT	Tennessee
2	45	Tank Williams	S	Stanford
3	77	Rocky Calmus	LB	Oklahoma
4a	110	Mike Echols	CB	Wisconsin
4b	115	Tony Beckham	CB	Wisconsin-Stout
4c	133	Rocky Boiman	LB	Notre Dame
5	151	Jake Schifino	WR	Akron
6	187	Justin Hartwig	G	Kansas
7a	225	Darrell Hill	WR	Northern Illinois
7b	240	Carlos Hall	DE	Arkansas

### Draft Notes

General Manager: Floyd Reese

- 4c – awarded as compensatory selection
- 1a – Pick traded to N.Y. Giants (see 1b)
- 1b – Pick acquired from the New York Giants along with 2002 fourth round pick (115 overall) for the Titans 2002 first round pick (14 overall)
- 4b – Pick acquired in Giants trade (see 1b)
- 7b – Pick acquired from Green Bay for DT Rod Walker

2020 RECAP

DRAFT

TEAM NOTES

PLAYER NOTES

STATISTICS

ROSTERS

## TITANS ERA DRAFTS (SINCE 1999)

2001				
Rd.	Pick	Player	Pos.	College
1	29	(Traded to St. Louis)		
2	60	Andre Dyson	CB	Utah
3	90	Shad Meier	TE	Kansas State
4	124	Justin McCareins	WR	Northern Illinois
5	159	Eddie Berlin	WR	Northern Iowa
6a	192	Dan Alexander	RB	Nebraska
6b	199	Adam Haayer	T	Minnesota
7a	229	(Traded to Oakland)		
7b	232	Keith Adams	LB	Clemson

**Draft Notes**

General Manager: Floyd Reese

- 6b, 7b – awarded as compensatory selections
- 1 – Pick traded to St. Louis for DE Kevin Carter
- 7a – Pick traded to Oakland for C Gennaro DiNapoli

2000				
Rd.	Pick	Player	Pos.	College
1	30	Keith Bulluck	LB	Syracuse
3a	68	Erron Kinney	TE	Florida
3b	93	Byron Frisch	DE	Brigham Young
4a	124	Bobby Myers	S	Wisconsin
4b	128	Peter Sirmon	LB	Oregon
5a	135	Aric Morris	S	Michigan State
5b	160	Frank Chamberlin	LB	Boston College
6	197	Robaire Smith	DE	Michigan State

7a	213	Mike Green	RB	Houston
7b	237	Wes Shivers	T	Mississippi State

**Draft Notes**

General Manager: Floyd Reese

- 4b – awarded as compensatory selection
- 7a – Pick acquired from Chicago for LB Lemanski Hall

1999				
Rd.	Pick	Player	Pos.	College
1	16	Jevon Kearse	DE	Florida
2a	46	(Traded to New England)		
2b	52	John Thornton	DT	West Virginia
3	81	Zach Piller	G	Florida
4a	114	Brad Ware	S	Auburn
4b	117	Donald Mitchell	CB	Southern Methodist
5	151	Kevin Daft	QB	California-Davis
6	186	Darran Hall	WR	Colorado State
7	222	Phil Glover	LB	Utah

**Draft Notes**

General Manager: Floyd Reese

- 2a – Pick traded to New England (see 2b)
- 2b – Pick acquired from New England along with 1999 fourth round pick (117 overall) for Titans 1999 second round pick (46 overall)
- 4b – Pick acquired in New England trade (see 2b)

## 2020 TITANS DRAFT REVIEW

**OL ISAIAH WILSON** | 6-6, 350, Georgia  
1st round, 29th overall

**Rookie Season:** Appeared in one game and finished his rookie season on reserve/non-football illness.

**College:** Following a redshirt season, Wilson started 24 total games for the Bulldogs from 2018 to 2019. All of his starts came at right tackle. As a sophomore (2019), Wilson was named second-team Associated Press All-SEC and was the co-winner of the Offensive "Up Front" Award.



**CB KRISTIAN FULTON** | 5-11, 197, Louisiana State  
2nd round, 61st overall

**Rookie Season:** Appeared in six games with two starts, totaling 16 tackles, one interception, one pass defended, one sack, one quarterback pressure and one tackle for loss. He also played in one playoff contest.

**College:** In a three-year career at LSU (2016-19), Fulton appeared in 28 games and made 25 starts. He finished his career with 65 tackles, 25 passes defended, two interceptions, and one forced fumble. As a senior in 2019, Fulton started all 15 games and posted 38 tackles, one tackle for loss, 15 passes defended and one interception. He also earned second-team All-SEC recognition by the Associated Press. During his junior season (2018), Fulton started 10 games, and his statistics included 25 tackles, 10 passes defended, one interception and one forced fumble.

**RB DARRYNTON EVANS** | 5-10, 203, Appalachian State  
3rd round, 93rd overall

**Rookie Season:** Appeared in five games during the regular season and totaled 14 rushing attempts for 54 yards. He added two receptions for 27 yards and a touchdown and nine kickoff returns for 206 yards. He also appeared in one postseason contest, registering two kickoff returns for 46 yards and one yard on one rushing attempt.

**College:** In three on-field seasons at Appalachian State (2016, 2018-19), Evans appeared in 39 games with 22 starts. He was a two-time All-Sun Belt first-team selection and was the Sun Belt's Offensive Player of the Year in 2019. Evans was a two-time Sun Belt Championship Game MVP and MVP of the 2019 New Orleans Bowl. He finished his career with 2,884 rushing yards (ninth all-time at Appalachian State) despite being the primary running back for just 23 career games. Evans set school records for most career rushes without a fumble (482) and single-season

rushes without a fumble (255 in 2019). Evans had 4,642 all-purpose yards, including 1,439 yards on kickoff returns and 319 yards as a receiver, plus 14 passing yards. Evans scored 34 total touchdowns with 25 rushing, six receiving and a program-record three as a kick returner.

**DL LARRELL MURCHISON** | 6-2, 297, North Carolina State  
5th round, 174th overall

**Rookie Season:** Appeared in 10 games as a rookie and totaled five tackles. He added a tackle in one postseason contest.

**College:** During a two-year stint as a defensive tackle at North Carolina State, Murchison started all 25 contests. As a senior in 2019, Murchison started all 12 games at defensive tackle and registered 51 tackles. Leading the Wolfpack with 12 tackles for loss and seven sacks, he was named second-team All-ACC by the league and honorable mention All-ACC by Pro Football Focus. He finished his Wolfpack career with 85 tackles, 11 sacks, 20 tackles for loss, five quarterback hits, an interception, three passes defended and three fumble recoveries. He started his collegiate career at Louisburg College and was named a NJCAA junior-college honorable mention All-American.

**QB COLE MCDONALD** | 6-3, 215, Hawaii  
7th round, 224th overall

**Not on Titans roster**

**College:** After redshirting in 2016, McDonald was a reserve in 2017 before taking control as the starter in 2018. In 33 career games, including 24 starts, he completed 616 of 1,004 passes for 8,032 yards, 70 touchdowns and 24 interceptions. He added 880 yards and 12 touchdowns on 251 career rushing attempts.

**DB CHRIS JACKSON** | 5-10, 193, Marshall  
7th round, 243th overall

**Rookie Season:** Appeared in 11 games with three starts as a rookie. He totaled 21 tackles, one tackle for loss, one pass defended and three special teams stops.

**College:** During a four-year career at Marshall, started 48 games and posted 189 tackles, 6.5 tackles for loss, two sacks, seven interceptions with one returned for a touchdown, 45 passes defended and two fumble recoveries with one returned for a score on kickoff coverage for the Thundering Herd. Jackson's 45 passes defended rank first in Marshall history and his 48 career starts rank 14th in program history. He earned all-conference recognition in all four of his collegiate seasons.

## TRADES BY JON ROBINSON

2020 TRADES

Trade Date/Teams	Compensation	Overall	Player Selected	Note
<b>1. March 19, 2020</b>				
Tennessee Receives:	Draft Choice: Round 7, 2020	#237	CB Thakarius Keyes	Pick originally from New England; traded to Kansas City
Denver Receives:	Player: DT Jurrell Casey			
<b>2. April 25, 2020 (Draft Day Trade)</b>				
Tennessee Receives:	Draft Choice: Round 6, 2021			Pick originally from New England through Denver
Kansas City Receives:	Draft Choice: Round 7, 2020	#237	CB Thakarius Keyes	
<b>3. Oct. 14, 2020</b>				
Tennessee Receives:	Draft Choice: Round 6, 2021			
Jacksonville Receives:	Draft Choice: Round 7, 2021			
	Player: OLB Kamalei Correa			
<b>4. Nov. 2, 2020</b>				
Tennessee Receives:	Player: CB Desmond King II			Pick originally from Jacksonville
L.A. Chargers Receive:	Draft Choice: Round 6, 2021			

2019 TRADES

Trade Date/Teams	Compensation	Overall	Player Selected	Note
<b>1. March 15, 2019</b>				
Tennessee Receives:	Player: QB Ryan Tannehill			Pick traded to Pittsburgh
	Draft Choice: Round 6, 2019	#188	LB David Long	
Miami Receives:	Draft Choice: Round 7, 2019	#233	RB Chandler Cox	
	Draft Choice: Round 4, 2020	#135	G Kevin Dotson	
<b>2. April 27, 2019 (Draft Day Trade)</b>				
Tennessee Receives:	Draft Choice: Round 4, 2019	#116	DB Amani Hooker	Pick originally from Miami through New Orleans
	Draft Choice: Round 5, 2019	#168	OLB D'Andre Walker	Pick originally from New Orleans
N.Y. Jets Receive:	Draft Choice: Round 4, 2019	#121	TE Trevon Wesco	
	Draft Choice: Round 5, 2019	#157	LB Blake Cashman	
<b>3. August 29, 2019</b>				
Tennessee Receives:	Player: OLB Reggie Gilbert			
Green Bay Receives:	Draft Choice: Round 6, 2020	#208	C Jake Hanson	
<b>4. August 31, 2019</b>				
Tennessee Receives:	Draft Choice: Round 7, 2020	#224	QB Cole McDonald	
Cleveland Receives:	Player: WR Taywan Taylor			

2018 TRADES

Trade Date/Teams	Compensation	Overall	Player Selected	Note
<b>1. April 26, 2018 (Draft Day Trade)</b>				
Tennessee Receives:	Draft Choice: Round 1, 2018	#22	LB Rashaan Evans	Pick originally from Kansas City through Buffalo
	Draft Choice: Round 6, 2018	#215	C Bradley Bozeman	Pick traded back to Baltimore
Baltimore Receives:	Draft Choice: Round 1, 2018	#25	TE Hayden Hurst	
	Draft Choice: Round 4, 2018	#125	DB Avonte Maddox	Pick traded to Philadelphia
<b>2. April 27, 2018 (Draft Day Trade)</b>				
Tennessee Receives:	Draft Choice: Round 2, 2018	#41	OLB Harold Landry III	
Oakland Receives:	Draft Choice: Round 2, 2018	#57	DT P.J. Hall	
	Draft Choice: Round 3, 2018	#89	T Joseph Noteboom	Pick traded to L.A. Rams
<b>3. April 28, 2018 (Draft Day Trade)</b>				
Tennessee Receives:	Draft Choice: Round 5, 2018	#152	DB Dane Cruikshank	
Baltimore Receives:	Draft Choice: Round 5, 2018	#162	WR Jordan Lasley	
	Draft Choice: Round 6, 2018	#215	C Bradley Bozeman	Pick originally from Baltimore
<b>4. August 28, 2018</b>				
Tennessee Receives:	Player: OLB Kamalei Correa			Pick traded to Minnesota
Baltimore Receives:	Draft Choice: Round 6, 2019		DB Marcus Epps	

## TRADES BY JON ROBINSON

## 2017 TRADES

Trade Date/Teams	Compensation	Overall	Player Selected	Note
<b>1. April 28, 2017 (Draft Day Trade)</b>				
Tennessee Receives:	Draft Choice: Round 3, 2017	#72	WR Taywan Taylor	Pick originally from Carolina
	Draft Choice: Round 6, 2017	#200	T Adam Bisnowaty	Pick traded to N.Y. Giants; originally from Indianapolis
New England Receives:	Draft Choice: Round 3, 2017	#83	DE Derek Rivers	
	Draft Choice: Round 4, 2017	#124	LB Jalen Reeves-Maybin	Pick traded to Detroit
<b>2. April 29, 2017 (Draft Day Trade)</b>				
Tennessee Receives:	Draft Choice: Round 5, 2017	#155	LB Jayon Brown	
Philadelphia Receives:	Draft Choice: Round 5, 2017	#164	G Isaac Asiata	Pick traded to Miami
	Draft Choice: Round 6, 2017	#214	DT Elijah Qualls	Pick originally from Atlanta
<b>3. April 29, 2017 (Draft Day Trade)</b>				
Tennessee Receives:	Draft Choice: Round 6, 2017	#207	DB Brandon Wilson	Pick traded to Cincinnati
	Draft Choice: Round 7, 2017	#241	RB Khalfani Muhammad	
N.Y. Giants Receive:	Draft Choice: Round 6, 2017	#200	T Adam Bisnowaty	Pick originally from Indianapolis through New England
<b>4. April 29, 2017 (Draft Day Trade)</b>				
Tennessee Receives:	Draft Choice: Round 6, 2017	#217	OL Corey Levin	Compensatory pick
	Draft Choice: Round 7, 2017	#227	OLB Josh Carraway	
Cincinnati Receives:	Draft Choice: Round 6, 2017	#207	DB Brandon Wilson	Pick originally from N.Y. Giants
<b>5. Sept. 1, 2017</b>				
Tennessee Receives:	Player: DE David King			
Kansas City Receives:	Draft Choice: Round 7, 2018	#243	DB Keion Crossen	Conditional draft choice; traded to New England

## 2016 TRADES

Trade Date/Teams	Compensation	Overall	Player Selected	Note
<b>1. March 9, 2016</b>				
Tennessee Receives:	Player: RB DeMarco Murray			
	Draft Choice: Round 4, 2016	#113	LB Nick Kwiatkoski	Pick traded from Tennessee to Los Angeles to Chicago
Philadelphia Receives:	Draft Choice: Round 4, 2016	#100	QB Connor Cook	Pick traded from Philadelphia to Cleveland to Oakland
<b>2. April 14, 2016</b>				
Tennessee Receives:	Draft Choice: Round 1, 2016	#15	WR Corey Coleman	Pick traded from Tennessee to Cleveland
	Draft Choice: Round 2, 2016	#43	DL Austin Johnson	Pick originally from Philadelphia
	Draft Choice: Round 2, 2016	#45	RB Derrick Henry	
	Draft Choice: Round 3, 2016	#76	T Shon Coleman	Pick traded from Tennessee to Cleveland
	Draft Choice: Round 1, 2017	#5	WR Corey Davis	
	Draft Choice: Round 3, 2017	#100	TE Jonnu Smith	Compensatory pick
Los Angeles Receives:	Draft Choice: Round 1, 2016	#1	QB Jared Goff	
	Draft Choice: Round 4, 2016	#113	LB Nick Kwiatkoski	Pick originally from Philadelphia; traded from Los Angeles to Chicago
	Draft Choice: Round 6, 2016	#177	TE Temarrick Hemingway	
<b>3. April 28, 2016 (Draft Day Trade)</b>				
Tennessee Receives:	Draft Choice: Round 1, 2016	#8	T Jack Conklin	Pick originally from Miami through Philadelphia
	Draft Choice: Round 6, 2016	#176	RB Andy Janovich	Pick traded from Tennessee to Denver
Cleveland Receives:	Draft Choice: Round 1, 2016	#15	WR Corey Coleman	Pick originally from Los Angeles
	Draft Choice: Round 3, 2016	#76	T Shon Coleman	Pick originally from Los Angeles
	Draft Choice: Round 2, 2017	#52	QB DeShone Kizer	
<b>4. April 30, 2016 (Draft Day Trade)</b>				
Tennessee Receives:	Draft Choice: Round 5, 2016	#157	CB LeShaun Sims	Pick originally from N.Y. Jets
	Draft Choice: Round 7, 2016	#253	CB Kalan Reed	
Denver Receives:	Draft Choice: Round 6, 2016	#176	RB Andy Janovich	Pick originally from Cleveland
	Draft Choice: Round 6, 2017	#203	RB De'Angelo Henderson	
<b>5. Aug. 16, 2016</b>				
Tennessee Receives:	Player: G/T Dennis Kelly			
Philadelphia Receives:	Player: WR Dorial Green-Beckham			

## HEAD COACH MIKE VRABEL

[Click For Complete Online Bio](#)

[Video: Mike Vrabel Recaps 2020 Season](#)

[Video: Watch "The Mike Vrabel Show"](#)

[Video: Watch Mike Vrabel's latest press conference](#)

[Video: Introducing Mike Vrabel's Second and Seven Foundation](#)

[Video: Igniting the Fire - Who is Mike Vrabel?](#)



**Mike Vrabel** was named head coach of the Titans on Jan. 20, 2018, becoming the 19th head coach in franchise history.

In 2020, the Titans made their second consecutive playoff appearance under Vrabel, who finished his third season with the organization with 31 total wins and a .596 winning percentage (31-21), including the regular season and postseason. His win total and winning percentage each tied **Jack Pardee** (31-21 from 1990 to 1992) for the best in franchise history over a head coach's first three seasons.

The Titans won the 2020 AFC South title with an 11-5 record in the regular season, claiming their best record and first division title since going 13-3 in 2008. They finished with a 5-1 record within the division and a 6-2 mark in road games, all while navigating the challenges of the COVID-19 pandemic.

The Titans led the NFL in 2020 with a plus-11 turnover differential. Their 23 takeaways ranked seventh in the NFL, while their 12 turnovers were the second-fewest in the league in 2020 and tied for the ninth-lowest number since the NFL went to a 16-game schedule in 1978.

In 2020, the Tennessee offense continued its ascent into the NFL's upper echelon. The Titans tied for second place in total offense (396.4 yards per game) and ranked fourth in scoring offense (30.7 points per game). They became the first team in NFL history to generate at least 2,500 rushing yards (2,690) and 3,500 net passing yards (3,653) while surrendering 25 or fewer sacks (25). Their 6,343 total yards and 381 first downs established franchise records, while their 491 points amounted to the organization's second-best total.

The 2020 Titans joined the 1997 Detroit Lions as the only teams in NFL history to feature a 2,000-yard rusher, a 3,000-yard passer and a 1,000-yard receiver. **Derrick Henry** led the NFL in rushing for the second consecutive season, and his 2,027 rushing yards gave him the fifth-best total in league

history. Meanwhile, **Ryan Tannehill** passed for 3,819 yards, and his 106.5 passer rating was the fifth-best number in the NFL. **A.J. Brown** was named to the Pro Bowl after recording his second consecutive 1,000-yard season (1,075) and tying for fifth place in the NFL with 11 touchdown catches.

Situationally, Vrabel's teams fared well among the NFL leaders in his first three seasons as head coach. From 2018 to 2020, their .935 winning percentage (29-2) in regular season games in which they had a fourth-quarter lead ranked second in the NFL behind the New Orleans Saints (.974). In the same time period, the Titans had a .643 winning percentage in three-point games (9-5), good for fifth in the league. The Titans and Saints were the only clubs to win at least three overtime contests in the regular season from 2018 to 2020, and neither suffered a loss.

The Titans were called for 267 penalties from 2018 through 2020, which was the second-fewest total in the NFL. Only the New England Patriots (249) fared better.

Also from 2018 to 2020, the Titans were a top-10 team in scoring defense. They allowed opponents to score 22.4 points per game during that time period, the eighth-lowest average in the NFL.

In 2019, Vrabel became the first head coach in the organization's history to win multiple playoff games within his first two seasons. The Titans won a pair of road games—at New England in the wild card round and at Baltimore in the divisional round—to advance to the 2019 AFC championship game, falling at Kansas City to the eventual Super Bowl champion Chiefs.

The Titans began the 2019 campaign with two wins in their first six games but rallied to win seven of their final 10 games in the regular season. From the time the NFL went to its current playoff format in 1990 through 2019, 345 teams went 2-4 or worse in their first six games of a season. From that group, the Titans became only the third team to advance to a conference championship game, joining the 2002 Titans (2-4) and the 1996 Jacksonville Jaguars (2-4).

The 2019 Titans ranked in the NFL's top 10 in scoring margin (eighth, +71), turnover margin (sixth, +6), offensive yards per play (fourth, 6.12), rushing offense (third, 138.9 yards per game), red zone efficiency (first, 75.6 percent), total touchdowns (tied for third, 54) and third-down defense (eighth, 36.3 percent).

In his first season as head coach, Vrabel directed the Titans to a 9-7 record. His nine wins tied for the fourth-highest total in franchise history by a first-year head coach.

With only 82 penalties enforced against the Titans in 2018, Vrabel's team led the NFL and set a franchise record (16-game season) for fewest penalties in a season. The 2018 Titans also placed third in points allowed (18.9 per game), eighth in total defense (333.4 yards per game), sixth in passing defense (216.9), second in red zone defense (44.7 percent touchdown rate) and seventh in rushing offense (126.4) in the league rankings.

Vrabel arrived in Tennessee with 18 years of NFL experience, including four seasons as a coach and 14 seasons as a player. His distinguished playing career included three Super Bowl wins (2001, 2003 and 2004), one Pro Bowl selection (2007) and an All-Pro honor (2007). Vrabel played in 206 NFL games and totaled 57 sacks, 496 tackles, 11 interceptions, 20 forced fumbles, nine fumble recoveries and 10 touchdown receptions. Additionally,



### MIKE VRABEL AT A GLANCE

- Years as Titans head coach: **3**
- Years as NFL head coach: **3**
- Regular season record: **29-19**
- Postseason record: **2-2**
- Overall record: **31-21**
- Regular season home record: **15-9**
- Regular season road record: **14-10**

Mike Vrabel's Career Coaching Ledger:

Years	Team	Position
2018-20	Tennessee Titans	Head Coach
2017	Houston Texans	Defensive Coordinator
2014-16	Houston Texans	Linebackers Coach
2012-13	Ohio State University	Defensive Line Coach
2011	Ohio State University	Linebackers Coach

Mike Vrabel's Career Playing Ledger:

Years	Team	Position
2009-10	Kansas City Chiefs	Linebacker
2001-08	New England Patriots	Linebacker
1997-00	Pittsburgh Steelers	Linebacker

his teams advanced to the playoffs eight times (20 postseason games), with Vrabel recording eight postseason sacks and two postseason touchdown receptions.

Vrabel joined the Titans after four seasons with the Houston Texans, spending the first three seasons (2014-16) coaching linebackers and one year (2017) as the team's defensive coordinator. During his time in Houston, the Texans built one of the best defenses in the NFL and experienced tremendous success as a team – earning two division titles (2015, 2016).

Between 2014-16, the Texans defense ranked third in the NFL in yards allowed per game (319.9) and net passing yards (218.4). Houston also ranked first in third-down defense (33.6), fourth in opponent completion percentage (59.5) and sixth in points allowed per game (19.8). The 2016 defense ranked number one in the NFL, for the first time in franchise history, in yards allowed (301.3).

In 2017, his first year as a defensive coordinator, the Texans finished the campaign with 19 players on injured reserve. Despite the injuries, Vrabel led the defense to the fifth-best third-down percentage in the NFL and a franchise-record 3.97 yards per carry by opponents. Houston also had 18 different players record at least half a sack last year and 26 players tally at least one tackle for loss.

Vrabel spent his career playing and coaching with accomplished leaders, including **Bill Belichick**, **Bill Cowher**, **Romeo Crennel**, **Urban Meyer**, **Bill O'Brien** and **Todd Haley**.

As the Texans linebackers coach from 2014-16, Vrabel developed several players into top-notch performers, including **Jadeveon Clowney** (Pro Bowl, 2016), **Whitney Mercilus**, **Benardrick McKinney** (second-team All-Pro, 2016) and **Brian Cushing**. The 2015 Texans defense had the top third-down defense in the NFL (28.5 percent), which was the lowest percentage in franchise history and the lowest by any NFL team since the 2003 Titans (27.7 percent). The 2015 defense also set a franchise mark for sacks in a season with 45 - 22.5 coming from Vrabel's linebacking corps.

Prior to joining the NFL coaching ranks, Vrabel transitioned immediately from an NFL player to college coach. He started as the linebacker coach at Ohio State in 2011 and coached the defensive line from 2012–2013. The 2012 Buckeyes finished the season undefeated at 12-0. He also was named Big Ten Recruiter of the Year by ESPN.com in 2012.

Vrabel was selected by the Pittsburgh Steelers in the third round (91st overall) of the 1997 NFL Draft, after his playing career at Ohio State, where he earned All-America honors and Big Ten Conference Defensive Lineman of the Year in both 1995 and 1996.

A native of Akron, Ohio, Vrabel attended Walsh Jesuit High School. He and his wife, Jennifer, have two sons: Tyler and Carter.



### MOST WINS IN FIRST THREE SEASONS

In the 2020 regular season finale at Houston, **Mike Vrabel** earned his 31st win in the regular season and postseason since taking over as Titans head coach in 2018. He finished the campaign with a three-year record of 31-21, including a 2-2 mark in the playoffs.

His 31 victories tied for the three-year franchise record originally established by former Oilers coach **Jack Pardee** from 1990 to 1992.

Vrabel, Pardee and **Jerry Glanville** (1986–1988) are the only head coaches in team annals to preside over at least two playoff squads in their initial three seasons. All three of Pardee's first three teams made the postseason, while Glanville's Oilers advanced to the postseason in his second and third years.

With a 31-21 record, Vrabel's winning percentage of .596 tied Pardee for the highest mark of any head coach in franchise history who has been with the organization at least three years.

#### Most total wins in Titans/Oilers history in a head coach's first three seasons, including playoffs\*:

Coach	Seasons	Wins	Losses	Ties	Win Pct.
1. <b>Mike Vrabel</b>	<b>2018–2020</b>	<b>31</b>	<b>21</b>	<b>0</b>	<b>.596</b>
Jack Pardee	1990–1992	31	21	0	.596
3. Jerry Glanville	1986–1988	26	25	0	.510
4. O.A. "Bum" Phillips	1975–1977	23	19	0	.548
Jeff Fisher	1995–1997	23	25	0	.479
6. Mike Munchak	2011–2013	22	26	0	.458
7. Wally Lemm	1966–1968	19	23	1	.453
Mike Mularkey	2016–2017**	19	15	0	.559
9. Frank "Pop" Ivy	1962–1963**	17	12	0	.586
10. Lou Rymkus	1960–1961**	12	7	1	.625

\* Does not include interim seasons \*\* Two total seasons

When Vrabel was hired in 2018, he joined six other head coaches who joined (or rejoined) their respective clubs in the same offseason: **Jon Gruden** (Oakland/Las Vegas Raiders), **Matt Nagy** (Chicago Bears), **Matt Patricia** (Detroit Lions), **Frank Reich** (Indianapolis Colts), **Pat Shurmur** (New York Giants) and **Steve Wilks** (Arizona Cardinals). Of those seven coaches, Vrabel had the most wins from 2018 to 2020.

Vrabel, Reich and Nagy each led their respective teams to the playoffs twice in their first three seasons.

#### Most total wins from 2018 to 2020 by head coaches hired during the 2018 offseason:

Coach	Team	Wins	Losses	Ties	Pct.	Playoff Appearances
1. <b>Mike Vrabel</b>	<b>Tennessee</b>	<b>31</b>	<b>21</b>	<b>0</b>	<b>.596</b>	<b>2</b>
2. Frank Reich	Indianapolis	29	22	0	.569	2
3. Matt Nagy	Chicago	28	22	0	.560	2
4. Jon Gruden	Las Vegas	19	29	0	.396	0
5. Matt Patricia	Detroit	13	29	1	.314	0
6. Pat Shurmur	N.Y. Giants	9	23	0	.281	0
7. Steve Wilks	Arizona	3	13	0	.188	0

## TITANS 2021 COACHING STAFF

- Mike Vrabel . . . . . **Head Coach**
- Shane Bowen . . . . . **Defensive Coordinator**
- Todd Downing . . . . . **Offensive Coordinator**
- Craig Aukerman . . . . . **Special Teams**
- Brian Bell . . . . . **Strength & Conditioning Assistant**
- Scott Booker . . . . . **Safeties**
- Keith Carter . . . . . **Offensive Line**
- Ryan Crow . . . . . **Outside Linebackers**
- Tony Dews . . . . . **Running Backs**
- Matt Edwards . . . . . **Assistant Special Teams**
- Erik Frazier . . . . . **Offensive Skill Assistant**
- Mondray Gee . . . . . **Strength & Conditioning Assistant**
- Jim Haslett . . . . . **Inside Linebackers**
- Jason Houghtaling . . . . . **Offensive Line Assistant**
- Zak Kuhr . . . . . **Inside Linebackers Assistant**
- Anthony Midget . . . . . **Secondary**
- Rob Moore . . . . . **Wide Receivers**
- Pat O'Hara . . . . . **Quarterbacks**
- Frank Piraino . . . . . **Strength and Conditioning**
- Luke Steckel . . . . . **Tight Ends**
- Mike Sullivan . . . . . **Assistant Offensive Line**
- Kenechi Udeze . . . . . **Defensive Line Assistant**
- Terrell Williams . . . . . **Defensive Line**
- John Streicher . . . . . **Coordinator of Football Development**

## VRABEL LEADS TITANS TO AFC TITLE GAME

Titans head coach **Mike Vrabel** became the franchise's sixth head coach in franchise annals to have the team in the playoffs within his first two full seasons.

Vrabel is the fourth head coach in Titans/Oilers history to win at least one playoff game in his first two full seasons, joining **Mike Mularkey** (2017 playoff victory), **Jack Pardee** (1991) and **Lou Rymkus** (1960 and 1961). He is the first head coach in the team's history to win multiple playoff games within his first two seasons.

**Titans/Oilers head coaches in the playoffs within their first two full seasons:**

Head Coach	1st Full Season as Head Coach	Postseason Berths in 1st 2 Seasons	Playoff Wins in 1st 2 Seasons
<b>Mike Vrabel</b>	<b>2018</b>	<b>2019 (Year 2)</b>	<b>2</b>
Mike Mularkey	2016*	2017 (Year 2)	1
Jack Pardee	1990	1990, 1991 (Years 1 & 2)	1
Wally Lemm	1966*	1967 (Year 2)	0
Frank "Pop" Ivy	1962	1962 (Year 1)	0
Lou Rymkus	1960	1960 (Year 1)	1

\* Mularkey served as interim head coach for the final nine games of the 2015 season. Lemm was the head coach for the 1961 AFL Champion Oilers after taking over as head coach for the final nine games of the season. He left the team following the season and returned in 1966.

## TITANS/OILERS HEAD COACH HISTORY

COACH	YEARS	WON	LOST	TIED	PCT.
Lou Rymkus	1960-61	12	7	1	.625
Wally Lemm	1961, 1966-70	38	40	4	.487
Frank "Pop" Ivy	1962-63	17	12	0	.586
Sammy Baugh	1964	4	10	0	.285
Hugh "Bones" Taylor	1965	4	10	0	.285
Ed Hughes	1971	4	9	1	.321
Bill Peterson	1972-73	1	18	0	.052
Sid Gillman	1973-74	8	15	0	.347
O.A. "Bum" Phillips	1975-80	59	38	0	.608
Ed Biles	1981-83	8	23	0	.258
Chuck Studley	1983	2	8	0	.200
Hugh Campbell	1984-85	8	22	0	.266
Jerry Glanville	1985-89	35	35	0	.500
Jack Pardee	1990-94	44	35	0	.556
Jeff Fisher	1994-2010	147	126	0	.538
Mike Munchak	2011-13	22	26	0	.458
Ken Whisenhunt	2014-15	3	20	0	.130
Mike Mularkey	2015-17	21	22	0	.488
<b>Mike Vrabel</b>	<b>2018-20</b>	<b>31</b>	<b>21</b>	<b>0</b>	<b>.596</b>


*Records include postseason*



## TITANS 2021 ASSISTANT COACHES

### SHANE BOWEN DEFENSIVE COORDINATOR

[Click For Complete Online Bio](#)



- Bowen was promoted to defensive coordinator in 2021 after spending his first three seasons with the Titans as outside linebackers coach.
- In 2020, he added defensive play-caller to his responsibilities. The Titans defense ranked seventh in the NFL with 23 takeaways, which tied for the most by a Titans defense since 2013 (25). The Titans also tallied 15 interceptions, which ranked seventh in the NFL and the most by the Titans since 2012 (19).
- In 2019, Harold Landry III (nine sacks) and Kamalei Correa (five) achieved career highs in sacks, while undrafted rookie Derick Roberson added three sacks.
- Bowen joined the Titans in 2018 after spending two seasons (2016-17) as a defensive assistant for the Houston Texans. He arrived with nine years of coaching experience.
- In 2016, Bowen was part of a Texans staff that produced the NFL's number one defense (yards allowed) for the first time in franchise history. In 2017, the defense ranked fifth in third-down defense and set a franchise record for yards per carry by opponents (3.97).
- He also served at Kennesaw State as linebackers coach (2013-15), at Ohio State as a defensive graduate assistant (2012). He began his coaching career as an assistant at Georgia Tech (2009-11).
- A native of Pickerington, Ohio, Bowen was a three-year letter winner at Georgia Tech as an outside linebacker.

### TODD DOWNING OFFENSIVE COORDINATOR

[Click For Complete Online Bio](#)



- Downing was promoted to offensive coordinator in 2021 after initially joining the Titans in 2019 as tight ends coach. He came to the team with 18 years of previous NFL coaching experience.
- From 2019 to 2020, the Titans tight ends' 21 touchdowns tied for the third-highest total in the NFL among tight end groups. Over those two seasons the Titans tight ends also produced the league's seventh-best receiving yardage total (1,915) and tied for the eighth-best reception total (170).
- Among their peers in 2020, the Titans tight end corps ranked second in total touchdowns (14), third in touchdown receptions (12), sixth in receptions (94) and ninth in receiving yards (967). Jonnu Smith tied the franchise single-season record for tight ends with eight touchdown catches, which also tied for third place in the NFL in 2020.
- In his first season with the Titans (2019), Downing helped Smith set then-career highs in receptions (35) and yards (439), while Anthony Firkser (15 games) and MyCole Pruitt (10 starts) emerged as steady contributors.
- He spent 2018 as the tight ends coach for the Minnesota Vikings, helping Pro Bowl tight end Kyle Rudolph post the second-highest reception (64) and yardage totals (634) of his career.
- Downing spent three seasons (2015-17) with the Oakland Raiders, first as quarterbacks coach and then one season as offensive coordinator. In all three seasons with the Raiders, quarterback Derek Carr earned Pro Bowl invites.
- Downing coached the quarterbacks for one season (2014) in Buffalo and spent five seasons (2009-13) with the Detroit Lions. He originally joined the Lions as an offensive quality control coach and worked his way up to quarterbacks coach for the final three seasons.
- Downing began his NFL coaching career with the Minnesota Vikings (2001-05) and then the St. Louis Rams (2006-08).
- The Minneapolis, Minn., native attended the University of Minnesota.



## TITANS 2021 ASSISTANT COACHES

### CRAIG AUKERMAN SPECIAL TEAMS

[Click For Complete Online Bio](#)


- Aukerman was promoted to special teams coach in 2018. He joined the Titans in January 2017 as the assistant special teams coach.
- In 2020, Titans punter Brett Kern's 59.5 percent (22 of 37) of punts placed inside the 20 was the best of any player with at least 30 punts in a season since 1991.
- In 2019, the Titans finished fourth in the NFL in net punting and tied for the NFL lead with four total blocked kicks. Brett Kern was named to his third consecutive Pro Bowl.
- The 2018 Titans set the NFL kickoff return average record (32.0).
- Prior to his arrival in Tennessee, he gained 17 years of coaching experience, including 10 seasons on the college level and seven years in the NFL.
- He spent four seasons (2013-16) with the San Diego Chargers working with their special teams, first as an assistant special teams coach (2013-15) and then as the special teams coordinator (2016).
- He also spent time in the NFL on the coaching staffs with the Jacksonville Jaguars (2011-12) and Denver Broncos (2010).
- In the college ranks, he coached at Findlay (2000), Miami (Ohio) (2001-02, 2005-08), Western Kentucky (2003-04), and Kent State (2009).
- Aukerman was a two-time NAIA All-American at the University of Findlay (Ohio), where he played defensive back and wide receiver from 1995-98.



### BRIAN BELL STRENGTH & CONDITIONING ASSISTANT

[Click For Complete Online Bio](#)

- Bell joined the Titans in 2018 after spending three seasons with the Houston Texans as assistant strength and conditioning coach. He was a member of back-to-back AFC South Division Championships in his first two campaigns in Houston.
- Bell was an assistant strength and conditioning coach at Penn State from 2012-13 and the head football strength and conditioning coach at his high school alma mater, DeMatha Catholic, in Hyattsville, Md., from 2011-12.
- Bell was a tight end and fullback at Kent State from 2002-06. In 2007, Bell signed with the Washington Redskins as an undrafted free agent and served on the team's practice squad.



### SCOTT BOOKER SAFETIES

[Click For Complete Online Bio](#)

- Booker joined the Titans in 2018 after spending 15 seasons in the college coaching ranks. After two seasons as a defensive assistant, he was promoted to safeties coach in 2020.
- In 2020, the Titans defense ranked seventh in the NFL with 15 interceptions, which was most by the Titans since 2012. Safety Kevin Byard led the defense and set a career high with 111 tackles.
- He spent the 2017 season as the safeties coach/special teams coordinator at Nebraska.
- Previously, Booker spent seven years (2010-16) at Notre Dame, as a tight ends/special teams coordinator (2012-16) and offensive intern (2010-11). He coached the secondary at Western Kentucky for one season (2009).
- Booker began his coaching career at his alma mater Kent State as a graduate assistant (2003-04) and secondary coach (2005-08).
- The Pittsburgh, Pa., native played collegiately at Kent State.



### KEITH CARTER OFFENSIVE LINE

[Click For Complete Online Bio](#)

- Carter joined the Titans in 2018 with 13 years of prior coaching experience, including five seasons in the NFL.
- In 2020, while using three different starting left tackles, the Titans had the NFL's second-ranked rushing offense (168.1 yards per game), and the unit's 25 sacks allowed was the sixth-best finish in the league. Derrick Henry (2,027 rushing yards) led the NFL in rushing for the second consecutive season and recorded the fifth-highest single-



season rushing total in NFL history.

- In 2019, the Titans finished third in the NFL in rushing offense with Henry leading the league in rushing yards (1,540). Rookie Nate Davis started 15 consecutive games (including playoffs) at right guard.
- Prior to arriving in Tennessee, he spent three seasons with the Atlanta Falcons as running backs coach (2017) and assistant offensive line coach (2015-16). The 2016 Falcons offensive line protected NFL MVP Matt Ryan and paved the way for the NFL's fifth-best rushing attack while also winning the NFC Championship.
- He tallied two seasons as the offensive quality control coach for the Seattle Seahawks (2012-13).
- In the college ranks, Carter has experience as the offensive line/run game coach at San Jose State (2014), tight ends (2009) and offensive line coach (2010-11) at the University of San Diego, offensive line coach at University of the Redlands (2007-08), tight ends coach at Wagner College (2006) and as an undergraduate assistant at UCLA (2005).
- The Downingtown, Pa., native was a tight end, H-back and fullback at UCLA.

### RYAN CROW OUTSIDE LINEBACKERS

[Click For Complete Online Bio](#)

- Crow was promoted to outside linebackers coach in 2021 after initially joining the Titans in 2018. He arrived with seven previous seasons of coaching experience in the college ranks.
- After serving as a defensive assistant for his first two seasons with the Titans, his title was changed to assistant special teams coach in 2020.
- Crow served as a graduate assistant at Ohio State (2017) and worked primarily with linebackers.
- Crow spent three seasons at Baldwin Wallace University as offensive coordinator/offensive line coach (2015-16) and offensive line coach (2014). He also spent three seasons at Purdue as a graduate assistant working with the offensive line (2012-13) and one season as assistant strength coach (2011).
- A native of Findlay, Ohio, Crow played linebacker at Bowling Green and earned a scholarship after initially walking on.



### TONY DEWS RUNNING BACKS

[Click For Complete Online Bio](#)

- Dewes joined the Titans in 2018 with 20 previous years of coaching in the college ranks.
- In 2020, the Titans had the NFL's second-ranked rushing offense (168.1 yards per game). Derrick Henry led the NFL in rushing for the second consecutive season and produced the eighth 2,000-yard rushing season in league history. Henry's 2,027 rushing yards ranked fifth all-time for a single season.
- In 2019, the Titans finished third in the NFL in rushing offense with Henry leading the league with 1,540 rushing yards.
- In 2018, the Titans finished with the NFL's seventh-ranked rushing offense, as Henry ranked second in the AFC with 1,059 rushing yards.
- Prior to his arrival in Tennessee, Dewes coached running backs at West Virginia in 2017.
- Dewes had stints coaching wide receivers at Arizona (2012-16), tight ends at Pittsburgh (2011), wide receivers at Michigan (2008-10), wide receivers at West Virginia (2007), linebackers at UNLV (2006), special teams (2005) and tackles/tight ends (2004) at Central Michigan, defensive line at Holy Cross (2002), offensive line at California (Pa.) and defensive line at Millersville (1998). He was a graduate assistant at West Virginia from 1999-2001.
- A native of Clifton, Va., Dewes played tight end at Liberty University, where he was the team's leading receiver in both of his final two seasons.



### MATT EDWARDS ASSISTANT SPECIAL TEAMS

[Click For Complete Online Bio](#)

- Edwards joined the Titans in 2018 with 15 previous years of collegiate coaching experience.
- Edwards returns to assistant special teams coach in 2021 after holding the title for each of his first two seasons in Tennessee. He served as defensive assistant in 2020.
- He spent four seasons (2014-17) as the defensive



## TITANS 2021 ASSISTANT COACHES

coordinator at Tiffin University.

- Edwards served as the defensive line/special teams coordinator at Florida Atlantic (2013), the linebackers/special teams coordinator (2012) and defensive ends coach (2011) at Miami (Ohio), and seven seasons (2004-10) at Kent State primarily coaching the defensive line. Edwards began his coaching career as linebackers coach at the College of Wooster.
- A native of Cincinnati, Ohio, Edwards played linebacker and defensive end at Miami (Ohio).

### ERIK FRAZIER OFFENSIVE SKILL ASSISTANT

[Click For Complete Online Bio](#)

- Erik Frazier joined the Titans in 2021 after two seasons as wide receivers coach/pass game coordinator at Montana State.
- Served as the Bill Walsh Minority Intern with the New York Giants (2019), Minnesota Vikings (2018) and Kansas City Chiefs (2017).
- Also had previous stints coaching at Delaware Valley (wide receivers, 2014; wide receivers/quarterbacks, 2015), Dayton (wide receivers, 2016), Northwestern (graduate assistant, 2017) and Western Illinois (wide receivers, 2018).
- A native of Philadelphia, Pa., he earned Division II All-America honors in 2011 as a wide receiver at Kutztown University.



### MONDRAY GEE STRENGTH & CONDITIONING ASSISTANT

[Click For Complete Online Bio](#)

- Gee (pronounced "jee") joined the Titans in 2019 after spending nine seasons with the Seattle Seahawks (2010-18), where he served as an assistant strength and conditioning coach.
- Prior to joining the Titans, Gee accrued 19 seasons in coaching, including 18 seasons in the NFL.
- The Seahawks earned playoff berths in seven of his nine seasons there, including a Super Bowl XLVII victory following the 2013 season and an NFC title the following year.
- From 2008-09, Gee was a strength and conditioning assistant with the Green Bay Packers. His stint in Green Bay followed seven seasons (2001-07) with the Detroit Lions as a strength and conditioning assistant.
- Gee also worked at Michigan State (1996-2001), first as an intern as an undergrad and then as a strength and conditioning graduate assistant.
- He is a native of Detroit, Mich.



### JIM HASLETT INSIDE LINEBACKERS

[Click For Complete Online Bio](#)

- Haslett joined the Titans in 2020 with 24 years of NFL coaching experience and nine years of NFL playing experience.
- He arrived in Tennessee after spending three seasons (2016-18) as the linebackers coach for the Cincinnati Bengals.
- He holds the distinction as being the only person recognized as a College Football Hall of Fame member (as a player), an Associated Press NFL Defensive Rookie of the Year and an AP NFL Coach of the Year.
- His 12 total seasons as an NFL coordinator include stints with New Orleans (1996), Pittsburgh (1997-99), St. Louis (2006-08) and Washington (2010-14).
- He coached Mike Vrabel during his stint as defensive coordinator in Pittsburgh.
- His experience includes six seasons (2000-05) as the head coach for the New Orleans Saints, where he earned AP Coach of the Years honors in 2000. He also had stints as a head coach in 2008 on an interim basis with the St. Louis Rams, and for the Florida Tuskers in the United Football League in 2009.
- A Pittsburgh native, Haslett was a four-time little All-America defensive player (LB and DE) at Indiana (Pa.) University. He was a second-round draft pick by the Buffalo Bills in 1979.



### JASON HOUGHTALING OFFENSIVE LINE ASSISTANT

[Click For Complete Online Bio](#)


- Houghtaling (pronounced (HO-tail-ing)) joined the Titans in 2021. He spent 2020 as offensive line coach with Colgate.
- Houghtaling spent 12 total seasons over three stints at Wagner College (2006-09, 2011-12, 2014-19), including serving as head coach for the Seahawks from 2015 to 2019.
- He also served as head coach at Hudson Valley Community College in 2010 and as the offensive coordinator at Cornell in 2013.
- A native of Windsor, N.Y., he attended Lafayette College and played defensive line before injuries ended his career. He graduated from the University of Binghamton.



### ZAK KUHR INSIDE LINEBACKERS ASSISTANT

[Click For Complete Online Bio](#)


- Kuhr joined the Titans in 2020 after a season as offensive analyst at the University of Texas in 2019.
- He spent two seasons at Texas State. In addition to coaching running backs for the Bobcats from 2017-18, he was the co-offensive coordinator in 2017 and the offensive coordinator/assistant head coach in 2018.
- He coached running backs at Rutgers in 2016.
- Following the 2013 season as a graduate assistant at Old Dominion, he spent two years at James Madison, where he coached running backs in 2014 and added co-offensive coordinator to his title in 2015.
- He interned under Urban Meyer at Ohio State from 2011 to 2012 after a two-year stint as a special teams coordinator at Edward Waters College.
- A native of Jacksonville, Fla., he attended the University of Florida.



### ANTHONY MIDGET SECONDARY

[Click For Complete Online Bio](#)

- Midget was hired by the Titans in 2020 to coach the Titans secondary. He arrived in Tennessee with 14 years of coaching experience, including six seasons (2014-19) with the Houston Texans.
- In 2020, Titans defense ranked seventh in the NFL with 15 interceptions. Cornerback Malcolm Butler's five combined interceptions in the regular season and postseason tied for fourth in the league. Safety Kevin Byard led the defense and set a career high with 111 tackles.
- From 2018-19, he was the Texans secondary coach. In 2018, the Texans finished ninth in the NFL with 15 interceptions and ranked fourth in points allowed (19.8 per game).
- He joined the Texans in 2014 as the assistant secondary coach and spent four seasons in that role before being promoted.
- Before joining the NFL, he spent one season at Penn State coaching safeties (2013) and five seasons (2008-12) at Georgia State, including his final season there as defensive coordinator.
- His college coaching career started at his alma mater as a graduate assistant at Virginia Tech (2007) after entering coaching at Lake Worth (Fla.) High School from 2003-06.
- A Florida native, Midget was a three-year starter at cornerback for Virginia Tech and was a fifth-round selection by the Atlanta Falcons in 2000.



### ROB MOORE WIDE RECEIVERS

[Click For Complete Online Bio](#)

- Moore joined the Titans in 2018 with 16 years of NFL experience as a player and coach.
- In 2020, A.J. Brown was selected to the Pro Bowl in his second year after posting 70 receptions for 1,075 yards and 11 touchdowns. Corey Davis set career highs with 984 receiving yards and five touchdowns and tied his career high with 65 catches.
- In 2019, Brown led the 2019 NFL rookie class in receiving yards (1,051), tied for the rookie lead in touchdown receptions (eight), ranked fifth among



## TITANS 2021 ASSISTANT COACHES

rookies in receptions (52) and ranked second among all NFL players in receiving average (20.2).

- In 2018, Corey Davis, led the offense in his second season with 65 receptions, 891 receiving yards and four touchdowns, seeing dramatic increases from his rookie campaign.
- Moore spent three seasons (2015-17) as the wide receivers coach for the Oakland Raiders and one year (2014) with the Buffalo Bills.
- During his three years in Oakland, he worked with Amari Cooper and Michael Crabtree, who totaled 435 receptions, 5,556 receiving yards and 43 touchdowns in that time.
- During his one year in Buffalo, he worked with Sammy Watkins, who set franchise records for a rookie with 65 receptions for 982 yards.
- Moore also spent time coaching at Syracuse (2010-13), Phoenix (Ariz.) Junior College (2009) and Montclair (N.J.) High School (2002-03).
- A native of Hempstead, N.Y., Moore had a 12-year NFL career playing for the New York Jets (1990-94) and Arizona Cardinals (1995-2001).

### PAT O'HARA QUARTERBACKS

[Click For Complete Online Bio](#)

- O'Hara joined the Titans in 2018 after spending three seasons (2015-17) with the Houston Texans as an offensive assistant who helped coach quarterbacks. He arrived in Tennessee with 19 previous seasons of coaching experience.
- In 2020, Ryan Tannehill ranked fifth in the NFL with a 106.5 passer rating, which was second in franchise history behind Tannehill's own 2019 record of 117.5. Tannehill produced top-five numbers on several other franchise single-season lists in 2020, including 40 total touchdowns (first), 3,819 passing yards (third), 33 touchdown passes (tied for second), 65.5 completion percentage (fourth) and 7.9 yards per attempt (tied for fifth).
- In 2019, Tannehill led the NFL in passer rating (117.5—fourth in NFL history) and passing average (9.6). Tannehill set franchise records in both categories in addition to the team's completion percentage benchmark (70.3).
- In 2018, quarterback Marcus Mariota set a then-franchise record with a 68.9 completion percentage. He also finished with a career-best average of 7.64 yards per attempt and a career-low eight interceptions.
- O'Hara spent 10 years coaching in the Arena Football League, including stints as a head coach for the Los Angeles Avengers (2009), Tri-Cities Fever (AF2, 2009), Orlando Predators (2010-11) and New Orleans Voo-Doo (2012-14).
- O'Hara was an offensive coordinator for the AFL's Tampa Bay Storm for three seasons (2005, 2007-08).
- A native of Santa Monica, Calif., O'Hara was a 10th round selection for the Tampa Bay Buccaneers in the 1991 NFL Draft.



### FRANK PIRAINO STRENGTH & CONDITIONING

[Click For Complete Online Bio](#)

- Piraino joined the Titans in 2019 after serving as head strength and conditioning coach for football at Boston College, where he spent six total seasons (2013-18).
- Piraino joined head coach Steve Addazio at Boston College after spending two seasons (2011-12) as his head strength and conditioning coach at Temple and one year as the head strength and conditioning coach for football at Marshall (2010).
- He served on the strength and conditioning staff at the University of Florida for five years (2005-09), during a stretch when Florida won a pair of national championships (2006 and 2008) under head coach Urban Meyer.
- He also spent time at Notre Dame (2004), Michigan State (2003-04) and Walsh Jesuit (Cuyahoga Falls, Ohio) High School (2000-03), as well as an internship with the Cleveland Indians (2000-01).
- Piraino graduated from the University of Akron and later earned a master's degree from Michigan State.



### LUKE STECKEL TIGHT ENDS

[Click For Complete Online Bio](#)

- Steckel was promoted to tight ends coach in 2021 following eight previous years with the organization.
- Steckel joined the Titans in 2013 as an assistant to the head coach and was promoted to offensive assistant the following season. He also served as assistant wide receivers coach in 2017.
- In 2020, the Titans offense ranked second overall (396.4 yards per game), second in rushing (168.1) and fourth in scoring (30.7 points per game).
- The 2019 Titans ranked third in the NFL in rushing, first in red zone efficiency and fourth in yards per play.
- He joined the Titans after spending four seasons (2009-2012) with the Cleveland Browns as the assistant to the head coach.
- He spent three seasons as a linebacker at Princeton (2004-06), where he helped lead the Tigers to an Ivy League Championship.
- He is the son of former Titans offensive coordinator Les Steckel and attended Brentwood (Tenn.) High School.



### JOHN STREICHER COORDINATOR OF FOOTBALL DEVELOPMENT

[Click For Complete Online Bio](#)

- Streicher was promoted to coordinator of football development in 2020 after previously serving the team as assistant to head coach Mike Vrabel.
- Streicher joined the Titans in 2018 following two years (2016-17) as Texas State's director of football operations. There he managed the day-to-day operations of the program and oversaw recruiting under Bobcats head coach Everett Withers.
- From 2014-15, Streicher served on James Madison's football staff. He was promoted to the director of football operations and player personnel in 2015 after originally joining JMU as special assistant to the head coach.
- A native of Cincinnati, Ohio, Streicher went to James Madison after spending six seasons on the football staff at Ohio State.



### MIKE SULLIVAN ASSISTANT OFFENSIVE LINE

[Click For Complete Online Bio](#)

- Sullivan joined the Titans in 2014 and has worked with the offensive line since that time.
- In 2020, Sullivan completed his seventh season with the team. While using three different starting left tackles, the Titans had the NFL's second-ranked rushing offense (168.1 yards per game), and the unit's 25 sacks allowed was the sixth-best finish in the league. Derrick Henry led the league and recorded the fifth-highest single-season rushing total in NFL history with 2,027 rushing yards.
- In 2019, the Titans finished third in the NFL in rushing offense with Henry leading the league in rushing yards (1,540). Rookie Nate Davis started 15 consecutive games (including playoffs) at right guard.
- He joined the Titans in 2014 after one season as offensive line coach for the Cleveland Browns (2013).
- Sullivan spent four seasons (2009-12) as offensive line coach for the San Diego Chargers. He had two other stints with the Browns as offensive line coach (2007-08) and assistant offensive line coach (2001-04).
- He has three seasons of college experience, as offensive line coach for Western Michigan (2005-06) and as a graduate assistant for the University of Miami (Fla.) (2000).
- Sullivan began his coaching career in 1997, spending five seasons coaching in Europe.
- A native of Chicago, Ill., Sullivan played in 48 games for the Tampa Bay Buccaneers from 1992-95.



## TITANS 2021 ASSISTANT COACHES

### KENECHI UDEZE DEFENSIVE LINE ASSISTANT

[Click For Complete Online Bio](#)

- Udeze joined the Titans in 2021 as defensive line assistant after spending the 2020 season as linebackers coach at Vanderbilt University.
- In 2019, he served as an analyst on the defensive staff during Louisiana State University's 2019 national championship season.
- Prior to joining LSU, Udeze served on the defensive staff at his alma mater, the University of Southern California, from 2016-18 after serving as an assistant strength and conditioning coach in 2015.
- He was an assistant defensive line coach for the Seattle Seahawks in 2012 and was a minority coaching fellow for the Minnesota Vikings (2013) and the Buffalo Bills (2015). He also has coaching experience at the University of Washington (2009-11) and the University of Pittsburgh (2014).
- He was the 20th overall pick by the Minnesota Vikings in the 2004 NFL Draft and went on to play four seasons before a battle with leukemia cut his career short.
- As a defensive end for USC (2001-03), the Los Angeles native earned consensus All-America honors after leading the country with 16.5 sacks as a senior.



### TERRELL WILLIAMS DEFENSIVE LINE

[Click For Complete Online Bio](#)

- Williams joined the Titans in 2018 with 20 previous years of coaching experience, including six seasons in the NFL.
- In 2020, defensive tackle Jeffery Simmons continued to emerge as one of the NFL's top young talents. Simmons ranked second on the team with 19 quarterback pressures and became the first player in the franchise's "Titans era" (since 1999) to post at least three fumble recoveries, three sacks and five passes defended in the same season.
- In 2019, Williams helped acclimate Simmons to the NFL as a first-round rookie, while veteran Jurrell Casey earned his fifth consecutive Pro Bowl berth.
- In 2018, Casey was named to the Pro Bowl after leading the defense with seven sacks. The Titans defense ranked eighth overall and third in points allowed.
- He spent three seasons coaching the defensive line with the Miami Dolphins (2015-17).
- During Williams' tenure with the Dolphins, Cameron Wake tallied 29 sacks, the eighth-highest total by a player, and Ndamukong Suh posted 15.5 sacks, the eighth-highest number of sacks among defensive tackles.
- Williams also spent three seasons coaching the defensive line with the Oakland Raiders (2012-14).
- Prior to joining the NFL coaching ranks, Williams spent time at Texas A&M (2010-11), Purdue (2006-09), Akron (2004-05), Youngstown State (2002-03), North Carolina A&T (1999-2001) and Fort Scott Community College (1998).
- A native of Los Angeles, Calif., Williams played collegiately at East Carolina as a nose tackle.



## KEY NUMBERS

### 3

Playoff seasons by the Titans since general manager **Jon Robinson** was hired in 2016.

### 4

Players in NFL history to rush for 1,500 yards and 15 touchdowns in two consecutive seasons: **Terrell Davis** (1997-98), **Shaun Alexander** (2004-05), **Larry Johnson** (2005-06) and **Derrick Henry** (2019-20).

### 5

Consecutive winning seasons for the Titans from 2016 to 2020. It is the second-longest such streak in franchise history trailing only the Oilers' seven consecutive winning records from 1987 through 1993.

### 9

Game-winning drives by **Ryan Tannehill** since he arrived in Tennessee in 2019. No quarterback has more in that time period.

### 11

Individual 100-yard receiving games by the Titans in 2020, led by **Corey Davis'** five 100-yard performances.

### 12

Years since the Titans won a division title (2008) before the Titans clinched the AFC South in 2020.

### 19

Touchdown receptions by **A.J. Brown** since he entered the NFL in 2019. It is the fifth-highest total in that time period.

### 22

Overall draft pick the Titans hold in the 2021 NFL Draft. The team has used the 22nd overall pick two times in its history, selecting running back **Lorenzo White** in 1988 and linebacker **Rashaan Evans** in 2018.

### 30.7

Points per game by the Titans in 2020. They finished fourth in the NFL in scoring.

### 31

Total wins, including playoffs, by **Mike Vrabel** as a head coach. Vrabel tied **Jack Pardee** (1990-1992) for the most wins in a head coach's first three seasons in franchise history.

### 40

Franchise-record combined touchdowns passing (33) and rushing (seven) by **Ryan Tannehill** in 2020.

### 111.3

Passer rating by **Ryan Tannehill** since Week 7 of 2019, when he became the Titans starting quarterback. He ranks third in the NFL in the category during that time behind **Drew Brees** (112.3) and **Aaron Rodgers** (111.7).

### 396.4

Yards per game in 2020 by the Titans, who tied with the Buffalo Bills for the NFL's second-ranked offense. Only the Kansas City Chiefs (415.8) averaged more yards per contest.

### 2,027

Rushing yards in 2020 by **Derrick Henry**, which ranked fifth in NFL history for a single season.

## TITANS ROSTER BREAKDOWN

Out of the 51 players on the Titans roster at the end of their season (Jan. 10), there were 24 offensive players, 24 defensive players and three specialists. Nineteen players were added to the roster since the end of the 2019 campaign.

The following is a closer breakdown of the roster (as of Jan. 10, 2020):

### Years in NFL (including 2020):

15th	1
14th	0
13th	1
12th	0
11th	2
10th	0
9th	4
8th	3
7th	3
6th	3
5th	4
4th	4
3rd	8
2nd	9
1st	4
Rookie	5

### By Age (53-man roster as of the first regular season game, Sept. 14, 2020):

20-24	17
25-28	22
29-32	11
33+	3

### By Position:

ILB	5
OLB	3
OL	7
CB	7
DL	5
WR	5
S	4
TE	4
RB/FB	6
Specialists	3
QB	2

### By Draft Round:

First Round	6
Second Round	5
Third Round	5
Fourth Round	5
Fifth Round	8
Sixth Round	2
Seventh Round	3
Undrafted	17

### States that produced the most current Titans (high school location):

**California** - 7 (Matt Dickerson, Jamil Douglas, Nick Dzubnar, Jeremy McNichols, Matt Overton, David Quessenberry, Geoff Swaim)

**Texas** - 6 (D'Onta Foreman, Joshua Kalu, Marshall Newhouse, Derick Roberson, Ryan Tannehill, Kenny Vaccaro)

**Florida** - 6 (Darrynton Evans, Derrick Henry, Chris Jackson, Wyatt Ray, Jonnu Smith, Nick Westbrook-Ikhine)

**Mississippi** - 5 (Daren Bates, A.J. Brown, Malcolm Butler, Stephen Gostkowski, Jeffery Simmons)

### Universities that produced the most current Titans:

**Texas** - 3 (Geoff Swaim, D'Onta Foreman, Kenny Vaccaro)

**Alabama, Boston College, Indiana, Iowa, Nebraska, Penn State, Toledo (tie)** - 2

### First-Round Draft Picks:

DT Jeffery Simmons (2019)
ILB Rashaan Evans (2018)
WR Corey Davis (2017)
CB Adoree' Jackson (2017)
S Kenny Vaccaro (2013)
QB Ryan Tannehill (2012)

### Pro Bowl Seasons:

WR A.J. Brown (2020)
CB Malcolm Butler (2015-16)
S Kevin Byard (2017)
K Stephen Gostkowski (2008, 2013-15)
RB Derrick Henry (2019-20)
P Brett Kern (2017-19)
LS Matt Overton (2013)
QB Ryan Tannehill (2019)

### Super Bowl Victories:

CB Malcolm Butler (2014, 2016)
K Stephen Gostkowski (2014, 2016, 2018)

### Drafted by the Titans: 17

### New players in 2020: 19

### Oldest player:

K Stephen Gostkowski (1/28/84)

### Youngest player:

CB Kristian Fulton (9/3/98)

### Tallest player:

OL Dennis Kelly (6-8)

### Shortest player:

WR Cameron Batson, WR Kalif Raymond (5-8)

## NISSAN STADIUM



In 2015, the Titans and Nissan North America announced the formation of a 20-year, exclusive naming-rights partnership that rebranded Nashville's downtown stadium as Nissan Stadium.

Nissan Stadium hosts all Titans home football games, Tennessee State University football games, the Music City Bowl, the CMA Music Festival and numerous other events.

The procurement of naming rights to Nissan Stadium fit the automotive company's 'Fewer, Bigger, Better' marketing strategy, which has included ongoing sponsorships of NBC's 'The Voice,' the Heisman House college football program and a major advertising presence in this year's Super Bowl. Nissan is also now the official automotive partner of the Tennessee Titans.

Nissan's ever-growing footprint in Tennessee includes vehicle and powertrain manufacturing facilities in Smyrna and Decherd respectively, along with its North American headquarters in Franklin.

The Nissan Smyrna Plant began operations in 1983 and employs more than 8,400 people. In 2014, the Smyrna plant assembled more than 648,000 vehicles, making it the highest volume automotive assembly plant in North America. Nissan also has a major manufacturing presence in Canton, Miss., along with research and development groups in California, Arizona and Michigan. In total, the company employs more than 22,000 employees in the U.S.

One component of the Titans-Nissan partnership is assisting charitable organizations throughout Middle Tennessee in an array of community outreach programs. A centerpiece of this is the annual "Taste of Titans" charitable event, for which Nissan serves as presenting sponsor. During the course of a 20-year relationship, a total of more than \$1 million resulting from these annual events is anticipated to be distributed to local non-profit organizations.

Nissan Stadium is a city-owned venue that has housed the Titans since 1999. The naming rights agreement includes the opportunity for Nissan branding on the exterior of the stadium, as well as stadium signage and other unique displays inside the stadium. LP Building Products held the naming rights to the stadium from 2006 until the Nissan partnership was established in 2015.

### Titans/Oilers all-time regular-season record by home venue:

Stadium	Seasons	W-L-T	Pct.
Jeppesen Stadium	1960-1964	25-11-0	.694
Rice Stadium	1965-1967	11-10-0	.524
Astrodome	1968-1996	113-103-2	.523
Liberty Bowl	1997	6-2-0	.750
Dudley Field (Vanderbilt Stadium)	1998	3-5-0	.375
<b>Nissan Stadium</b>	<b>1999-2020</b>	<b>100-76-0</b>	<b>.568</b>



## NISSAN STADIUM RECORD WHEN ...

The Titans at Nissan Stadium (1999-present):

	Games	Record	Pct.
Regular Season	176	100-76	.568
Postseason	5	2-3	.400
<b>Combined</b>	<b>181</b>	<b>102-79</b>	<b>.564</b>

Record When ...	Reg. Season	Playoffs
September	20-15	
October	23-21	
November	23-17	
December	32-22	
January	2-1	2-3
Thursday	4-3	
Friday	0-1	
Saturday	2-1	2-1
Sunday	87-68	0-2
Monday	6-3	
Tuesday	1-0	
Against own division	41-31	0-1
Against AFC	72-60	2-3
Against NFC	28-16	
Overtime games	7-6	1-0
In primetime	12-11	
Temperature 80+	7-6	
Temperature <40	8-10	1-1
Titans score 20 points	83-32	2-0
Titans score 30 points	37-6	1-0
Titans allow <20 points	64-13	1-1
Titans allow <10 points	13-0	
Titans net 300 yards	75-45	1-2
Opponents net <300 yards	48-10	1-2
Titans commit 0 turnovers	33-11	
Titans force 2 turnovers	66-23	

## WINNING AT HOME

Since the midway point of the 2016 season, the Titans have been one of the NFL's most successful teams at home. In that time, they have won 25 of their 36 games at Nissan Stadium.

In 2018, the Titans won six games and lost twice at Nissan Stadium. They followed that with a 4-4 home record in 2019.

Since the weekend of their 2016 home victory over the Jaguars (Oct. 27, 2016), the Titans' winning percentage in home games is one of the highest in the NFL.

**Highest winning percentage in home games (regular season) since Week 8 of 2016 (Oct. 27, 2016):**

Team	Wins	Losses	Ties	Win Pct
1. New England Patriots	28	8	0	.778
2. Baltimore Ravens	28	9	0	.757
3. New Orleans Saints	28	9	0	.757
4. Green Bay Packers	26	9	1	.736
5. Kansas City Chiefs	27	10	0	.730
6. Pittsburgh Steelers	26	10	0	.722
7. <b>Tennessee Titans</b>	<b>25</b>	<b>11</b>	<b>0</b>	<b>.694</b>
8. Seattle Seahawks	25	12	0	.676
9. Dallas Cowboys	24	13	0	.649
10. Philadelphia Eagles	23	13	1	.635

## TITANS/OILERS ALL-TIME RECORD

	W	L	T
<b>Regular Season:</b>	<b>451</b>	<b>475</b>	<b>6</b>
Home	258	206	2
Road	193	269	4
As Titans (1999-present)	184	168	0
As Oilers (1960-1998)	267	307	6
<b>Postseason:</b>	<b>17</b>	<b>22</b>	<b>0</b>
Home	6	6	0
Road	11	15	0
Super Bowl (XXXIV)	0	1	0
As Titans (1999-present)	8	9	0
As Oilers (1960-1998)	9	13	0

**All-time playoff appearances by the Oilers/Titans:** 1960, 1961, 1962, 1967, 1969, 1978, 1979, 1980, 1987, 1988, 1989, 1990, 1991, 1992, 1993, 1999, 2000, 2002, 2003, 2007, 2008, 2017, 2019, 2020

**All-time division titles by the Oilers/Titans:** 1960, 1961, 1962, 1967, 1991, 1993, 2000, 2002, 2008, 2020

## FIVE CONSECUTIVE WINNING SEASONS

With an 11-5 record during the 2020 regular season, the Titans recorded their fifth season with a winning record in five seasons since **Jon Robinson** was hired as general manager.

In the "Titans era" (1999–present), it marks the first time the team has had as many as three consecutive winning campaigns.

With their 2020 mark on top of their 9-7 marks every season from 2016 through 2019, the Titans built the third-longest active streak of winning seasons in the NFL.

**Most current consecutive winning seasons:**

Team	Total	Seasons
1. Seattle Seahawks	9	2012–2020
2. Kansas City Chiefs	8	2013–2020
3. <b>Tennessee Titans</b>	<b>5</b>	<b>2016–2020</b>
4. New Orleans Saints	4	2017–2020
Los Angeles Rams	4	2017–2020
Baltimore Ravens	4	2017–2020

## WINNING IN THE AFC SOUTH

From 2017 through 2020, the Titans were 16-8 in games versus AFC South opponents. Their .667 winning percentage was the best in the division during that time period.

The Titans finished the 2020 regular season with a 5-1 record in the AFC South, tying (2017) for their second-best divisional record since the formation of the AFC South in 2002.

**Best division winning percentage in the AFC South from 2017–2020:**

Team	Wins	Losses	Ties	Win %
1. <b>Tennessee Titans</b>	<b>16</b>	<b>8</b>	<b>0</b>	<b>.667</b>
2. Indianapolis Colts	13	11	0	.542
3. Houston Texans	11	13	0	.458
4. Jacksonville Jaguars	8	16	0	.333

**Best final division records for the Titans since the AFC South was formed in 2002:**

Season	Wins	Losses	Win %
1. 2002	6	0	1.000
2. <b>2020</b>	<b>5</b>	<b>1</b>	<b>.833</b>
2017	5	1	.833
3. 2008	4	2	.667
2003	4	2	.667
2006	4	2	.667
2007	4	2	.667
7. 2019	3	3	.500
2018	3	3	.500
2011	3	3	.500

## TOP OFFENSES IN 2020

The 2020 Titans ranked among the NFL leaders in total offense (yards per game), rushing offense and scoring offense (points per game).

The Titans tied for second place in total offense (396.4 yards per game), which was the franchise's highest ranking since finishing second in 1991.

### NFL's top-ranked total offenses in 2020 (yards per game):

Team	Tot Yards Per Game
1. Kansas City Chiefs	415.8
2. <b>Tennessee Titans</b>	<b>396.4</b>
Buffalo Bills	396.4
4. Minnesota Vikings	393.3
5. Green Bay Packers	389.0
6. Arizona Cardinals	384.6
7. Tampa Bay Buccaneers	384.1
8. Las Vegas Raiders	383.3
9. Los Angeles Chargers	382.1
10. Indianapolis Colts	378.1

### NFL's top-ranked rushing offenses in 2020 (yards per game):

Team	Rush Yards Per Game
1. Baltimore Ravens	191.9
2. <b>Tennessee Titans</b>	<b>168.1</b>
3. Cleveland Browns	148.4
4. New England Patriots	146.6
5. Minnesota Vikings	142.7
6. New Orleans Saints	141.6
7. Arizona Cardinals	139.8
8. Green Bay Packers	132.4
9. Philadelphia Eagles	126.7
10. Los Angeles Rams	126.1

### Most points per game in 2020:

Team	Points Per Game
1. Green Bay Packers	31.8
2. Buffalo Bills	31.3
3. Tampa Bay Buccaneers	30.8
4. <b>Tennessee Titans</b>	<b>30.7</b>
5. New Orleans Saints	30.1
6. Kansas City Chiefs	29.6
7. Baltimore Ravens	29.3
8. Seattle Seahawks	28.7
9. Indianapolis Colts	28.2
10. Las Vegas Raiders	27.1



## YARDS PER PLAY, 2019-2020

Since the start of the 2019 season, the Titans rank second in the NFL in average net yards per offensive play.

The 2019 Titans finished the season with 5,805 total yards on 949 total plays. Their average of 6.12 yards per play was the fourth-best in the NFL. They finished fourth again in 2020, averaging 6.15 yards per play (1,031 plays, 6,343 yards).

### Highest average yards per play since 2019:

Team	Yards Per Play
1. Kansas City Chiefs	6.26
2. <b>Tennessee Titans</b>	<b>6.14</b>
3. Houston Texans	6.03
4. Minnesota Vikings	5.99
Baltimore Ravens	5.99
6. Tampa Bay Buccaneers	5.95
7. Las Vegas Raiders	5.90
8. Dallas Cowboys	5.89
9. Green Bay Packers	5.85
10. San Francisco 49ers	5.84

## TOUCHDOWNS FROM 2019-2020

Since the beginning of the 2019 season, the Titans rank second in the NFL in total touchdowns scored.

In 2020, the Titans finished with 62 total touchdowns, which ranked second in the NFL and second all-time for the franchise (66 in 1961).

### Most total touchdowns from 2019 to 2020:

Team	Total Touchdowns
1. Baltimore Ravens	119
2. <b>Tennessee Titans</b>	<b>116</b>
3. Tampa Bay Buccaneers	113
4. New Orleans Saints	111
5. Green Bay Packers	110
6. Kansas City Chiefs	107
7. Seattle Seahawks	104
8. Minnesota Vikings	102
9. San Francisco 49ers	101
10. Buffalo Bills	95

## RED ZONE SUCCESS SINCE 2019

Since the start of the 2019 season, the Titans have fielded the NFL's most efficient offense in the red zone. They had 82 touchdowns in 109 possessions inside their opponent's 20-yard line from 2019-20.

During the 2019 campaign, they scored touchdowns on 75.6 percent (34 of 45) of their drives inside the opponent's 20-yard line to lead the league. That was the third-best figure in the NFL since 1991 and the highest since the 2013 Denver Broncos (76.1 percent).

In 2020, their 75.0 percent rate in the red zone (48 of 64) ranked second to the Green Bay Packers (80.0 percent).

### Top red zone offenses (touchdown percentage) from 2019-2020:

Team	Touchdowns	Drives	TD Pct.
1. <b>Tennessee Titans</b>	<b>82</b>	<b>109</b>	<b>75.2%</b>
2. Green Bay Packers	80	110	72.7%
3. Seattle Seahawks	79	116	68.1%
4. Tampa Bay Buccaneers	77	115	67.0%
5. New Orleans Saints	83	125	66.4%
6. Minnesota Vikings	76	115	66.1%
7. Cleveland Browns	68	103	66.0%
8. Baltimore Ravens	81	124	65.3%
9. Philadelphia Eagles	64	100	64.0%
10. Detroit Lions	60	95	63.2%

## RARE OFFENSIVE NUMBERS

The 2020 Titans offense produced 6,343 total yards to tie for second place in the NFL (6,653 by Kansas City). Their 26 rushing touchdowns finished second in the league (30 by New Orleans), and their 33 passing touchdowns tied for eighth place.

The Titans were the only team in 2020 and just the sixth club in NFL history to complete a season with at least 6,000 total yards, 25 rushing touchdowns and 30 passing touchdowns. They joined the 1981 San Diego Chargers, the 1998 Denver Broncos, the 2000 St. Louis Rams, the 2012 New England Patriots and the 2018 New Orleans Saints.

**Teams in NFL history with 6,000 total yards, 25 rushing touchdowns and 30 passing touchdowns:**

Team	Season	Net Yards	Rush TD	Pass TD
Tennessee Titans	2020	6,343	26	33
New Orleans Saints	2018	6,067	26	33
New England Patriots	2012	6,846	25	34
St. Louis Rams	2000	7,075	26	37
Denver Broncos	1998	6,092	26	32
San Diego Chargers	1981	6,744	26	34

## 2020 OFFENSE/FRANCHISE HISTORY

The Titans offense finished at or near the top of the franchise charts in several major single-season categories, including first downs, net yards and points scored.

**Most first downs in a season, franchise history:**

Season	1st Downs
1. 2020	381
2. 1990	376
3. 1991	353
4. 1992	339
5. 1993	330

**Most total net yards in a season, franchise history:**

Season	Net Yards
1. 2020	6,343
2. 1961	6,288
3. 1990	6,222
4. 1991	5,987
5. 2019	5,805

**Most total points in a season, franchise history:**

Season	Points Scored
1. 1961	513
2. 2020	491
3. 2003	435
4. 1988	424
5. 1990	405

## TITANS HIT TRIO OF BENCHMARKS

The 2020 Titans, who tied for second in the NFL in overall offense (396.4 yards per game), had 2,690 yards on the ground and 3,653 yards through the air for a total of 6,343 yards.

Having surrendered only 25 sacks in 16 games, the Titans ended up with their best finish since 2011 (24). They tied for sixth place in the NFL in fewest times sacked, and the number represented a 55.4 percent improvement from the 56 sacks they allowed in 2019.

Since the NFL went to a 16-game schedule in 1978, the Titans became the first team to register a season with 3,500 net passing yards and 2,500 net rushing yards while also allowing 25 or fewer sacks.



## INDIVIDUAL 100-YARD RECEIVERS

The Titans had 11 individual 100-yard receiving games in 2020 to tie for the third-highest total in the NFL.

Wide receiver **Corey Davis** led the Titans with five 100-yard games, followed by fellow receiver **A.J. Brown** with four. Tight end **Anthony Firkser** and wide receiver **Kalif Raymond** also contributed 100-yard receiving efforts.

**Most individual 100-yard receiving performances in 2020:**

Team	Individual 100-Yard Receiving Games
1. Atlanta Falcons	13
Buffalo Bills	13
3. Tennessee Titans	11
Houston Texans	11
5. Minnesota Vikings	10
Carolina Panthers	10

**Most individual 100-yard receiving games in a Titans/Oilers season:**

Season	Individual 100-Yard Receiving Games
1. 1961	21
2. 2020	11
1964	11
1960	11
5. 1987	10

## TURNOVER DIFFERENTIAL

The Titans finished 2020 in first place in the NFL with a plus-11 turnover differential. They had a total of 23 takeaways and 12 giveaways.

**Best turnover differential in 2020:**

Team	Takeaways	Giveaways	Turnover Differential
1. Tennessee Titans	23	12	+11
2. Indianapolis Colts	25	15	+10
3. Pittsburgh Steelers	27	18	+9
New Orleans Saints	26	17	+9
Miami Dolphins	29	20	+9
6. Tampa Bay Buccaneers	25	17	+8
7. Green Bay Packers	18	11	+7
8. Kansas City Chiefs	22	16	+6
9. Cleveland Browns	21	16	+5
10. Seattle Seahawks	22	18	+4
Baltimore Ravens	22	18	+4
Buffalo Bills	26	22	+4



## LIMITING TURNOVERS

The Titans enjoyed one of the best seasons in NFL history in limiting turnovers. They had only 12 turnovers through 16 games, which tied for the ninth-lowest number since the NFL went to a 16-game schedule in 1978. Only the Green Bay Packers (11) had fewer turnovers than the Titans in 2020.

### Fewest turnovers in a season, 1978–2020:

Team	Season	Turnovers
1. New Orleans Saints	2019	8
2. San Francisco 49ers	2011	10
New England Patriots	2010	10
4. Green Bay Packers	2020	11
Seattle Seahawks	2018	11
Kansas City Chiefs	2017	11
New England Patriots	2016	11
Atlanta Falcons	2016	11
9. <b>Tennessee Titans</b>	2020	12
Kansas City Chiefs	1982	12
Buffalo Bills	2016	12
New England Patriots	2017	12

## SCORING DEFENSE, 2018-20

The Titans defense allowed 18.9 points per game in 2018, which was the third-best average in the NFL. It was the Titans' lowest average points allowed since 2008 (14.6). The Titans surrendered 21 or fewer points in 10 of their 16 games in 2018, **Mike Vrabel's** first season as Titans head coach.

Since the beginning of the 2018 campaign, the Titans have allowed the eighth-fewest points in the NFL.

### Fewest points allowed per game from 2018–2020:

Team	Points Allowed/Game
1. Baltimore Ravens	18.2
2. New England Patriots	18.8
3. Chicago Bears	19.8
4. Pittsburgh Steelers	20.3
5. Buffalo Bills	21.0
6. New Orleans Saints	21.5
7. Los Angeles Rams	21.8
8. <b>Tennessee Titans</b>	22.4
9. Indianapolis Colts	22.5
Green Bay Packers	22.5



## 15 PLAYERS WITH A TAKEAWAY

In 2020, the Titans registered 15 interceptions and eight fumble recoveries. Fifteen different players contributed to their 23 total takeaways.

**Malcolm Butler** and **Amani Hooker** for the team lead with four interceptions each, while defensive tackle **Jeffery Simmons** had a team-high three defensive fumble recoveries and tied Washington's **Chase Young** for the NFL lead. Simmons was Tennessee's first player since linebacker **Brad Kassell** in 2005 to recover three opponent fumbles in a single campaign.

The Titans' count of 15 players with at least one takeaway was the highest number in the NFL.

### Most players with at least one takeaway (interception or opponent's fumble recovery) in 2020:

Team	Players with at Least 1 Takeaway
1. <b>Tennessee Titans</b>	15
2. Philadelphia Eagles	14
Los Angeles Chargers	14
Washington Football Team	14
San Francisco 49ers	14
6. (seven teams tied)	13

## LEAST PENALIZED TEAMS FROM 2018–2020

Under head coach **Mike Vrabel**, who was named to his current post in 2018, the Titans have been one of the NFL's least penalized teams.

From 2018-20, the Titans were called for the second-fewest total penalties in the NFL—267 total infractions. Only the New England Patriots (249) fared better.

In 2018, the Titans were called for only 82 penalties, leading the NFL and setting a team record for the lowest number in a 16-game season (since 1978, excluding strike-shortened 1982 and 1987 seasons). They received no more than four penalties in nine of their 16 games. The previous franchise record for fewest penalties in a 16-game season was 84 by the 1983 Oilers.

### Fewest total penalties from 2018–2020:

Team	Penalties
1. New England Patriots	249
2. <b>Tennessee Titans</b>	267
3. Minnesota Vikings	270
4. Miami Dolphins	274
Carolina Panthers	274
6. Los Angeles Rams	285
New York Giants	285
8. Chicago Bears	288
9. Cincinnati Bengals	290
10. Green Bay Packers	292



## 74 TOTAL PLAYERS IN 2020

In 2020, the Titans had a total of 74 players participate in at least one regular season game. It was tied for the seventh-highest total in the NFL.

Since 1993, the Titans' 74 total participants in 2020 was the most for the franchise, topping the previous mark of 70 in 2014.

**Highest total number of players participating in one or more games for the Titans/Oilers from 1993 to 2020 (regular season):**

Season	Players Appearing in a Game
1. 2020	74
2. 2014	70
3. 2019	69
4. 2012	64
5. 2015	63
2007	63

**NFL teams with the highest total number of players participating in at least one game in 2020 (regular season):**

Team	Players Appearing in a Game
1. San Francisco 49ers	84
2. Philadelphia Eagles	81
Jacksonville Jaguars	81
4. New York Jets	80
5. Denver Broncos	75
Baltimore Ravens	75
7. <b>Tennessee Titans</b>	<b>74</b>
Detroit Lions	74
9. Dallas Cowboys	73
10. Seattle Seahawks	72

## WINNING CLOSE GAMES


The Titans won their first three games of 2020 by a total of six points—a 16-14 victory at Denver followed by a 33-30 win against the Jaguars and a 31-30 win at Minnesota. They closed the season with a 41-38 win at Houston.

In 2019, with **Ryan Tannehill** piloting the offense, they earned a pair of three-point wins: 23-20 over the Los Angeles Chargers (Oct. 20) and 35-32 against the Kansas City Chiefs (Nov. 10).

Their six total wins in games decided by three points or less since the start of 2019 tied for the most in the NFL.

**Most wins in games decided by three points or less, 2019–2020:**

Team	Wins
1. <b>Tennessee Titans</b>	<b>6</b>
New Orleans Saints	6
Seattle Seahawks	6
Kansas City Chiefs	6
Houston Texans	6
6. Los Angeles Chargers	5
Detroit Lions	5
Cleveland Browns	5
9. (seven teams tied)	4



## 2020 INDIVIDUAL HONORS



### 2020 Team Captains

S Kevin Byard  
 RB Derrick Henry  
 DL DaQuan Jones  
 P Brett Kern  
 QB Ryan Tannehill

### Pro Bowl (Number of Pro Bowls with Titans, Total Career Selections)

WR A.J. Brown (1,1)  
 RB Derrick Henry (2,2)

### Associated Press

Offensive Player of the Year: RB Derrick Henry  
 First-Team All-Pro: RB Derrick Henry

### Titans Walter Payton Man of the Year

S Kevin Byard

### Ed Block Courage Award

DT Jeffery Simmons

### AFC Player of the Week

Week 3–Special Teams: K Stephen Gostkowski  
 Week 6–Offense: RB Derrick Henry  
 Week 9–Defense: DT Jeffery Simmons  
 Week 17–Offense: RB Derrick Henry

### AFC Player of the Month

September–Special Teams: K Stephen Gostkowski  
 October–Offense: RB Derrick Henry

### FedEx Air & Ground Players of the Week

Week 6–Air: QB Ryan Tannehill  
 Week 6–Ground: RB Derrick Henry  
 Week 11–Ground: RB Derrick Henry  
 Week 12–Ground: RB Derrick Henry  
 Week 14–Ground: RB Derrick Henry  
 Week 15–Ground: RB Derrick Henry

### FedEx Ground Player of the Year

RB Derrick Henry

### Pro Football Focus

First-Team All-Pro: RB Derrick Henry  
 Second-Team All-Pro: WR A.J. Brown

### Pro Football Writers of America


Offensive Player of the Year: RB Derrick Henry  
 All-NFL: RB Derrick Henry  
 All-AFC: RB Derrick Henry

### Sporting News All-Pro

RB Derrick Henry

### 101 Awards

AFC Offensive Player of the Year: RB Derrick Henry

 <b>TITANS QUARTERBACKS</b>					
No.	Name	Ht	Wt	Exp	College
17	Tannehill, Ryan	6-4	217	9	Texas A&M
5	Woodside, Logan	6-1	213	1	Toledo

## #17 - QB RYAN TANNEHILL

6-4, 207, 9th Year (2nd with Titans), Texas A&M  
[Click for complete bio](#)



Quarterback **Ryan Tannehill** completed his ninth NFL season and his second campaign with the Titans in 2020.

After receiving a multi-year contract extension during the 2020 offseason, Tannehill responded with 16 starts for the first time since 2015 and produced one of the best seasons of any quarterback in franchise history. A Titans team captain for the first time, his statistics finished in the top five of several of the organization's single-season record lists, including 40 total touchdowns (first), a 106.5 passer rating (second), 3,819 passing yards (third), 33 touchdown passes (tied for second), 65.5 completion percentage (fourth) and 7.9 yards per attempt (tied for fifth).

Tannehill and Buffalo's **Josh Allen** became the fourth and fifth quarterbacks in NFL history with at least 3,800 passing yards, 33 passing touchdowns and seven rushing touchdowns in the same season. Only **Cam Newton** (2015), **Daunte Culpepper** (2000) and **Steve Young** (1994) had done so previously.

From 2019 to 2020, Tannehill built an 18-8 record as a starter in the regular season and led the Titans to two playoff appearances, including an appearance in the 2019 AFC championship game. He was the team's first quarterback since **Steve McNair** in 2002 and 2003 to start playoff games in back-to-back seasons.

From the time he took over as the Titans' starter in Week 7 of 2019 through the 2020 campaign, Tannehill's 111.3 passer rating ranked third in the NFL behind only **Drew Brees'** 112.3 and **Aaron Rodgers'** 111.7. Among qualifiers, Tannehill became the fourth player in NFL history with a passer rating of at least 106.0 in consecutive seasons, joining Brees (2018-20), **Russell Wilson** (2018-19) and Rodgers (2011-12).

In 2019, Tannehill set single-season franchise records and led the NFL with a 117.5 passer rating and a passing average of 9.6 yards per attempt. His passer rating was the fourth-highest figure in NFL history among qualifiers. Additionally, he set a club record and placed third in the NFL with a 70.3 completion percentage.

Tannehill was named AFC Offensive Player of the Month for December 2019 and was named to his first career Pro Bowl. He also won the Associated Press Comeback Player of the Year Award.

Originally a first-round selection (eighth overall) by the Miami Dolphins in the 2012 NFL Draft, Tannehill was acquired by the Titans in a trade with the Dolphins on March 15, 2019. The Titans sent a 2019 seventh-round pick and a 2020 fourth-round selection to Miami in exchange for Tannehill and a 2019 sixth-rounder.

Over his seven seasons in Miami, he started 88 games, threw for 20,434 yards and 123 touchdowns, and rushed for 1,210 yards and six scores. When he left Miami, he ranked second in franchise history behind **Chad Pennington** in both career completion percentage (62.8) and career passer rating (87.0). He authored 13 game-winning drives for the Dolphins.

From 2012 through 2015, Tannehill's passing yardage total—15,460 yards—was the third highest mark in NFL history for a player's first four seasons, behind only **Peyton Manning** and **Dan Marino**. Tannehill's two 4,000-yard passing seasons (2015 and 2014) were the only ones recorded by a Dolphins quarterback other than Marino (six times). The Dolphins reached the playoffs in 2016, breaking an eight-year postseason drought.

A native of Big Spring, Texas, Tannehill attended Texas A&M, where he earned honorable mention All-America honors as a senior. He played both quarterback and wide receiver, passing for 5,450 yards and 42 touchdowns and adding 112 receptions for 1,596 yards and 10 scores.

### 2020 Game Notes:

➤ **At Denver (9/14)**, opened the season on Monday Night Football with a 97.9 passer rating after completing 29 of 43 passes for 249 yards with two touchdowns and no interceptions. He also rushed for 14 yards on three attempts. He registered his 17th career game-winning drive and his fourth as a member of the Titans. On the team's final drive, which ended with the go-ahead 25-yard field goal by Stephen Gostkowski, Tannehill completed five of seven attempts for 40 yards. His two touchdown passes included a one-yard pass to tight end MyCole Pruitt in the second quarter and a one-yard touchdown toss to tight end Jonnu Smith in the fourth quarter. He extended his streak to 11 consecutive regular season games with at least one touchdown pass and extended his streak to eight consecutive regular season games with at least two touchdown passes. His 43 passing attempts were his most in a game since Sept. 18, 2016 (45 vs. New England).

➤ **Against Jacksonville (9/20)**, registered his 100th career start in the regular season and recorded a 145.7 passer rating—the seventh best single-game passer rating in franchise history (minimum 20 attempts)—by completing 18 of 24 attempts for 239 yards with four touchdowns and no interceptions. It was the best passer rating for the club since Marcus Mariota's 149.8 against Green Bay on Nov. 13, 2016. It was Tannehill's second-highest career passer rating in a game with a minimum of 20 attempts, topped only by his 155.3 against the Oakland Raiders on Sept. 23, 2018. He tied his career high with four touchdown passes, becoming the first Titans quarterback with four or more touchdown passes in a game since Mariota's 2016 performance against Green Bay. Tannehill's four touchdown passes against the Jaguars included a 13-yard pass to tight end Jonnu Smith and a nine-yard strike to wide receiver Corey Davis in the first quarter, a four-yard touchdown to Smith in the second quarter, and finally an 18-yard toss to wide receiver Adam Humphries in the third quarter. He registered his 18th career game with three or more touchdown passes and reached 150 career touchdown passes on his third touchdown pass of the day. He extended his career-best streak and set a franchise record with his ninth consecutive regular season game with at least two touchdown passes. Marcus Mariota established the previous team record with eight consecutive games in 2016 with two touchdown passes. He also extended his streak to 12 consecutive regular season games with at least one touchdown pass, the longest streak by a Titans quarterback since Steve McNair set the franchise record from 2001 to 2002 with 23 consecutive games with a touchdown pass. He posted his NFL-high 10th game with at least two touchdown passes and no interceptions since he stepped into the starting lineup for the Titans in Week 7 of 2019, including the regular season and postseason. Tannehill owns 27 such games in his career. He registered his 18th career game-winning drive and his fifth as a member of the Titans.

➤ **At Minnesota (9/27)**, completed 23 of 37 passes for 321 yards with one interception. He registered his 20th career 300-yard passing game and his first of 2020. He had three passes of more than 35 yards: a 44-yard completion to Kalif Raymond during the opening series, a 38-yard strike to Corey Davis in the third quarter and a 61-yard bomb to Raymond in the third quarter. He became the first NFL quarterback since Matt Ryan in 2015 with a game-winning drive in each of his team's first three games of a season, logging his 19th career game-winning drive and his sixth as a member of the Titans. He led the offense to eight total scoring drives, including five scoring drives in the second half.

➤ **Against Buffalo (10/13)**, completed 21 of 28 passes (75.0 percent) for 195 yards with three touchdowns and no interceptions. His passer rating of 129.3 was the ninth-best single-game mark of his career (minimum 20 attempts). He added 42 rushing yards, including a 10-yard rushing touchdown in the second quarter and a 23-yard run for a first down in the fourth quarter. He recorded the second game of his career with at least three passing touchdowns and at least one rushing touchdown, matching what he achieved as a member of the Miami Dolphins against the Denver Broncos on Nov. 23, 2014. His three touchdown passes included a 16-yard pass to A.J. Brown on his first attempt of the game, a four-yard touchdown pass to Jonnu Smith in the third quarter and a seven-yard toss to Smith in the fourth quarter.

➤ **Against Houston (10/18)**, completed 30 of 41 passes for 366 yards with four touchdowns and one interception for a passer rating of 122.6. His yardage total was the fifth-highest number of his career and his second-highest figure in a Titans uniform. His four touchdown passes tied a career high and included a seven-yard pass to tight end Anthony Firkser and a six-yard strike to wide receiver A.J. Brown in the first quarter, a 22-yard touchdown to wide receiver Adam Humphries in the second quarter, and finally a seven-yard toss to Brown in the fourth quarter. He helped lead the Titans back from a late deficit with his second touchdown pass to A.J. Brown with four seconds remaining in the fourth quarter. The extra point tied the

score at 36-36. During the game-tying two-minute drive, he completed eight of nine attempts for 76 yards. The Titans' overtime scoring drive registered as his 20th career game-winning drive and his seventh in a Titans uniform. It was his fourth game-winning drive of 2020. He completed his final 10 passes of the game in the fourth quarter and overtime. His 13 touchdown passes through five games tied for the second-highest total in franchise history through the first five games of a season, trailing only George Blanda, who holds the top spot for the franchise with 14 in 1962 and also had 13 in 1966. Tannehill's 364 passing yards ranked 11th for the franchise in its "Titans era" (since 1999). He registered his third career game with three touchdown passes in the first half. He was named FedEx Air Player of the Week for his performance.

➤ **Against Pittsburgh (10/25)**, completed 18 of 30 passes for 220 yards with two touchdowns and no interceptions for a passer rating of 104.9. His two touchdown passes included a five-yarder to Corey Davis in the second quarter and a 73-yarder to A.J. Brown in the third quarter. The latter tied

for his fourth-longest career pass and his second-longest pass in a Titans uniform. It was his third consecutive game with multiple touchdown passes and his fifth such outing in six contests in 2020. He made his 16th regular season start with the Titans since first appearing in the starting lineup against the Los Angeles Chargers on Oct. 20, 2019. In that span of time, he was 327-of-473 passing (69.1 percent) for 4,188 yards, 37 touchdowns, seven interceptions and a NFL-best passer rating of 116.5. His 116.5 passer rating was the best in NFL history by a player in his first 16 starts with a team (starts only), topping the 111.8 passer rating by Kansas City's Patrick Mahomes in his first 16 starts from 2017-18. He reached 160 career touchdown passes against Pittsburgh.

➤ **At Cincinnati (11/1)**, completed 18 of 30 passes for 233 yards and two touchdowns with one interception for a passer rating of 92.8. He recorded his fourth consecutive game with at least two touchdown passes and his sixth two-touchdown performance in 2020. His touchdowns included a nine-yard pass to A.J. Brown and a 12-yarder to Corey Davis. He matched his

**Tannehill's 2020 Game-by-Game Statistics:**

Date/Opp	W-L	G/S	Passing													Rushing				
			Att	Cmp	Pct	Yds	Yd/Att	TD	TD%	Int	Int%	Lg	Sack	Lost	Rate	Att	Yds	Avg	Lg	TD
9/14 at Den	W	QB	43	29	67.4	249	5.8	2	4.7	0	0.0	23	1	2	97.9	3	14	4.4	11	0
9/20 vs. Jax	W	QB	24	18	75.0	239	10.0	4	16.7	0	0.0	63	1	8	145.7	4	12	3.0	8	0
9/27 at Min	W	QB	37	23	62.2	321	8.7	0	0.0	1	2.7	61	1	11	78.8	4	9	2.3	10	0
10/13 vs. Buf	W	QB	28	21	75.0	195	7.0	3	10.7	0	0.0	20	0	0	129.3	4	42	10.5	23	1
10/18 vs. Hou	W	QB	41	30	73.2	366	8.9	4	9.8	1	2.4	53	2	26	122.6	0	0	-	-	0
10/25 vs. Pit	L	QB	30	18	60.0	220	7.3	2	6.7	0	0.0	73	2	10	104.9	2	5	2.5	4	0
11/1 at Cin	L	QB	30	18	60.0	233	7.8	2	6.7	1	3.3	27	1	10	92.8	2	20	10.0	15	0
11/8 vs. Chi	W	QB	21	10	47.6	158	7.5	2	9.5	0	0.0	40	3	22	104.9	3	3	1.0	5	0
11/12 vs. Ind	L	QB	27	15	55.6	147	5.4	1	3.7	0	0.0	21	1	10	83.4	2	9	4.5	5	0
11/22 at Bal	W	QB	31	22	71.0	259	8.4	2	6.5	1	3.2	50	2	16	104.1	4	35	8.8	21	0
11/29 at Ind	W	QB	22	13	59.1	221	10.0	1	4.5	0	0.0	69	1	1	108.3	2	3	1.5	2	1
12/6 vs. Cle	L	QB	45	29	64.4	389	8.6	3	6.7	1	2.2	43	3	20	104.8	0	0	-	-	0
12/13 at Jax	W	QB	24	19	79.2	212	8.8	2	8.3	0	0.0	37	1	7	131.3	0	0	-	-	0
12/20 vs. Det	W	QB	27	21	77.8	273	10.1	3	11.1	0	0.0	75	1	5	145.8	3	21	7.0	17	2
12/27 at GB	L	QB	24	11	45.8	121	5.0	1	4.2	2	8.3	19	2	17	40.5	3	55	18.3	45	1
1/3 at Hou	W	QB	27	18	66.7	216	8.0	1	3.7	0	0.0	52	2	12	103.3	7	38	5.4	11	2
<b>Postseason</b>																				
1/10 vs Bal	L	QB	26	18	69.2	165	6.3	1	3.8	1	3.8	35	1	7	83.0	2	6	3.0	4	0

**Tannehill's Career Regular Season Statistics (2012-18 with Miami):**

Year	G	S	Passing													Rushing				
			Att	Cmp	Pct	Yds	Yd/Att	TD	TD%	Int	Int%	Lg	Sack	Lost	Rate	Att	Yds	Avg	Lg	TD
2012	16	16	484	282	58.3	3,294	6.8	12	2.5	13	2.7	80	35	234	76.1	49	211	4.3	31	2
2013	16	16	588	355	60.4	3,913	6.7	24	4.1	17	2.9	67	58	399	81.7	40	238	6.0	48	1
2014	16	16	590	392	66.4	4,045	6.9	27	4.6	12	2.0	50	46	337	92.8	56	311	5.6	40	1
2015	16	16	586	363	61.9	4,208	7.2	24	4.1	12	2.0	54	45	420	88.7	32	141	4.4	28	1
2016	13	13	389	261	67.1	2,995	7.7	19	4.9	12	3.1	74	29	216	93.5	39	164	4.2	18	1
2017	0	0	Injured Reserve																	
2018	11	11	274	176	64.2	1,979	7.2	17	6.2	9	3.3	75	35	279	92.7	32	145	4.5	20	0
2019	12	10	286	201	70.3	2,742	9.6	22	7.7	6	2.1	91	31	212	117.5	43	185	4.3	25	4
2020	16	16	481	315	65.5	3,819	7.9	33	6.9	7	1.5	75	24	173	106.5	43	266	6.2	45	7
<b>Totals</b>	<b>116</b>	<b>114</b>	<b>3,678</b>	<b>2,345</b>	<b>63.8</b>	<b>26,995</b>	<b>7.3</b>	<b>178</b>	<b>4.8</b>	<b>88</b>	<b>2.4</b>	<b>91</b>	<b>303</b>	<b>2,270</b>	<b>92.0</b>	<b>334</b>	<b>1,661</b>	<b>5.0</b>	<b>48</b>	<b>17</b>

**Tannehill's Career Postseason Statistics:**

Year	G	S	Passing													Rushing				
			Att	Cmp	Pct	Yds	Yd/Att	TD	TD%	Int	Int%	Lg	Sack	Lost	Rate	Att	Yds	Avg	Lg	TD
2016	0	0	0	0	-	0	-	0	-	0	-	-	0	0	-	0	0	-	-	0
2019	3	3	60	36	60.0	369	6.2	5	8.3	1	1.7	45	5	40	98.5	13	35	2.7	9	1
2020	1	1	26	18	69.2	165	6.3	1	3.8	1	3.8	35	1	7	83.0	2	6	3.0	4	0
<b>Totals</b>	<b>4</b>	<b>4</b>	<b>86</b>	<b>54</b>	<b>62.8</b>	<b>534</b>	<b>6.2</b>	<b>6</b>	<b>7.0</b>	<b>2</b>	<b>2.3</b>	<b>45</b>	<b>6</b>	<b>47</b>	<b>93.8</b>	<b>15</b>	<b>41</b>	<b>2.7</b>	<b>9</b>	<b>1</b>

**Tannehill's Regular Season Single-Game Highs:**

- Attempts** - 58 at N.Y. Jets (11/29/15)
- Completions** - 35 vs. Minnesota (12/21/14)
- Passing Yards** - 431 at Arizona (9/30/12)
- Touchdown Passes** - 4 (Four times, last vs. Houston, 10/18/20)
- Long Completion** - 91t at Oakland (12/8/19)
- Completion Percentage** - 79.3 vs. L.A. Chargers (10/20/19)
- Passer Rating** - 155.3 vs. Oakland (9/23/18)
- Rushing Attempts** - 8 (Twice, last at N.Y. Jets 9/16/18)
- Rushing Yards** - 56 at Pittsburgh (12/8/13)
- Long Rush** - 48 at Pittsburgh (12/8/13)
- Rushing Touchdowns** - 2 (Three times, last at Houston, 1/3/21)

**Tannehill's Playoff Single-Game Highs:**

- Attempts** - 31 at Kansas City (1/19/20)
- Completions** - 21 at Kansas City (1/19/20)
- Passing Yards** - 209 at Kansas City (1/19/20)
- Touchdown Passes** - 2 (Twice, last at Kansas City, 1/19/20)
- Long Completion** - 45t at Baltimore (1/11/20)
- Completion Percentage** - 69.2 vs. Baltimore (1/10/21)
- Passer Rating** - 108.1 at Kansas City (1/19/20)
- Rushing Attempts** - 6 at Baltimore (1/11/20)
- Rushing Yards** - 13 at Baltimore (1/11/20)
- Long Rush** - 9 at Baltimore (1/11/20)
- Rushing Touchdowns** - 1 at Baltimore (1/11/20)

career high with two touchdown passes in the fourth quarter, achieving the feat the feat for the second time as a Titans starter. He had four completions of more than 20 yards, including passes of 27, 24 and 23 yards to Corey Davis and 26 yards to Anthony Firkser. He added a pair of rushing first downs, including a 15-yard run on third-and-five.

➤ **Against Chicago (11/8)**, completed 10 of 21 passes for 158 yards and a pair of touchdowns for a passer rating of 104.9. He registered his fifth game of 2020 with a passer rating at or above 100.0. He reached the 25,000-yard career passing mark during the first quarter. In the first quarter, he found A.J. Brown for a 38-yard gain and found Brown again for a 40-yard touchdown in the second quarter. With a two-yard touchdown pass to Jonnu Smith, he notched his fifth consecutive game with at least two touchdown passes and his seventh two-touchdown performance in 2020. It was his 15th game passing for at least two touchdowns in 18 career starts with the Titans.

➤ **Against Indianapolis (11/12)**, completed 15 of 27 passes for 147 yards with one touchdown and no interceptions (83.4 passer rating). It was his 12th regular season performance in 19 total starts with the Titans in which he completed at least one touchdown pass without throwing an interception. He tossed a five-yard touchdown pass to D'Onta Foreman in the first quarter for his 20th touchdown of 2020, which ranked second in franchise history by a quarterback in the first nine games of a season. The only Titans/Oilers quarterback with more touchdown passes in the season's first nine games was George Blanda, who completed 21 in the Oilers' inaugural 1960 campaign. Tannehill joined Steve McNair (2003) as the only quarterbacks in franchise history to start each of the team's first nine games of a season and to have three or fewer interceptions in those games.

➤ **At Baltimore (11/22)**, completed 22 of 31 passes for 259 yards with two touchdowns and one interception in his 20th regular season start with the Titans. He was credited with his fifth game-winning drive of 2020 and his 21st career game-winning drive, completing all three of his passes for 36 total yards during the game-winning overtime series. He threw a one-yard touchdown pass to tight end Jonnu Smith in the first quarter and a 14-yard touchdown pass to wide receiver A.J. Brown in the fourth quarter to register his 17th performance in two seasons with the Titans with at least two touchdown passes. He completed a 50-yard pass to wide receiver Corey Davis in the third quarter to notch his fifth pass in 2020 of at least 50 yards and the 33rd such pass of his career. Tannehill also had a 22-yard completion to Davis and a 25-yard completion to A.J. Brown during a touchdown drive in the fourth quarter. He rushed for a two-point conversion late in the fourth quarter, registering his second career two-point conversion and his first since 2019. He added four rushing attempts for 35 yards, including a 21-yard run in the second quarter.

➤ **At Indianapolis (11/29)**, completed 13 of 22 passes for 221 yards and one touchdown. He completed a 69-yard touchdown pass to A.J. Brown in the first quarter, which tied for the ninth-longest pass of his career (eighth-longest touchdown pass). He rushed for a one-yard touchdown in the second quarter, recording his second touchdown run of the season and the 12th of his career. He registered his seventh career game (second in 2020) with at least one passing touchdown and at least one rushing touchdown. He converted a fourth-and-four and set up a touchdown on the next play with a 37-yard strike to Corey Davis in the second quarter.

➤ **Against Cleveland (12/6)**, completed 29 of 45 passes for 389 yards with three touchdowns and one interception for a passer rating of 104.8. He also rushed for his second two-point conversion of the season. He threw a 17-yard touchdown pass to Corey Davis in the second quarter, a 22-yard touchdown pass to MyCole Pruitt in the third quarter and an eight-yard touchdown pass to Cameron Batson in the fourth quarter. It was the 21st game of his career and his fourth game in 2020 with at least three touchdown passes. He registered his 18th performance in two seasons with the Titans with at least two touchdown passes (ninth of 2020). He tied for fourth place in franchise history with 26 touchdown passes in 2020. The only players in team annals with as many were George Blanda (36 in 1961; 27 in 1962), Warren Moon (33 in 1990) and Marcus Mariota (26 in 2016). His 389 passing yards accounted for the fourth-highest total of his career and his second-highest total with the Titans (391 at Oakland on Dec. 8, 2019).

➤ **At Jacksonville (12/13)**, completed 19 of 24 passes for 212 yards and two touchdowns without throwing an interception. His 131.2 passer rating was the sixth-highest mark of his career in a qualifying game (minimum 20 attempts). He recorded his 10th consecutive game with at least one touchdown pass, completing a 37-yard touchdown pass to A.J. Brown in the first quarter and a five-yard touchdown pass to Geoff Swaim in the third quarter. It was his 19th performance in two seasons with the Titans in which he had at least two touchdown passes. He posted his 10th multi-touchdown game of 2020. He improved his season total to 28 touchdown passes, a career high and the most by a player in the team's "Titans era" (since

1999). Tied the franchise record he established in 2019 (Nov. 10–Dec. 8, 2019) with four consecutive starts with a 100.0 or better passer rating. Additionally, his ninth start of the season in which he posted a triple-digit passer rating broke his own franchise record of eight such performances in 2019. On his first pass of the game, a 13-yard completion to tight end Geoff Swaim, he passed the 3,000-yard passing mark for the fifth time in his career and for the first time since 2015.

➤ **Against Detroit (12/20)**, registered the first game of his career with five combined passing and rushing touchdowns. He completed 21 of 27 passes for 273 yards, three touchdowns and no interceptions, while also rushing for 21 yards and two touchdowns on three attempts. It marked the 12th occasion in franchise history in which a quarterback accounted for five total touchdowns, and it was the first time since Billy Volek passed for four touchdowns and rushed for another score at Oakland on Dec. 19, 2004. His 145.8 passer rating was the second best of his career in a qualifying game (min. 20 attempts) and his best in a Titans uniform. His passer rating also ranked seventh in Titans/Oilers history among qualifiers and was the best individual passer rating since Marcus Mariota's 147.7 at Houston on Nov. 26, 2018. He joined Michael Vick (Nov. 15, 2010) and Jack Kemp (Dec. 4, 1960) as the only players in NFL history with at least three passing touchdowns, at least two rushing touchdowns and a 145.8 or higher passer rating in a single game. Tannehill connected with Corey Davis for a 75-yard touchdown pass in the first quarter for his longest pass of the season, which also tied for the third-longest pass of his career. He added touchdown passes in the fourth quarter of two yards to A.J. Brown and three yards to Darrynton Evans. He tied his career high with two rushing touchdowns, scoring on a 17-yard run in the second quarter and on a three-yard run in the fourth quarter. He tied his career high, set in 2019, with his fourth rushing touchdown of the season, which also gave him 14 career rushing touchdowns. His 17-yarder qualified as the second-longest rushing touchdown of his career. He became the NFL's first player to record 250-plus passing yards, at least three passing touchdowns and at least two rushing touchdowns in a game since Drew Brees achieved the feat against the Atlanta Falcons on Sept. 23, 2018. Tannehill became the third player in franchise history to pass for 30 touchdowns in a season (36 by George Blanda in 1961; 33 by Warren Moon in 1990). He set a franchise record with his fifth consecutive game with a passer rating of at least 100.0, breaking the record he established in 2019.

➤ **At Green Bay (12/27)**, completed 11 of 24 passes for 121 yards with one touchdown and two interceptions. He completed a 12-yard touchdown pass to Jonnu Smith in the second quarter to register his 12th consecutive game with a touchdown pass. He added 55 rushing yards on three attempts, including a 45-yard touchdown in the third quarter that gave him a career-high five rushing touchdowns on the season, topping the four rushing touchdowns he had in 2019. His 45-yard touchdown run was the third-longest rushing touchdown by any quarterback in 2020 through Week 16, and it was the longest rushing touchdown by a Titans quarterback since Marcus Mariota's 87-yarder against Jacksonville on Dec. 6, 2015. He logged his second consecutive game with at least one passing touchdown and at least one rushing touchdown and his ninth career game accomplishing the feat. With his 32nd passing touchdown and his fifth rushing touchdown combining for 37 total touchdowns, he established a new single-season franchise record for total combined touchdowns. The previous club mark was held by George Blanda, who had 36 (all passing) in 1961.

➤ **At Houston (1/3)**, completed 18 of 27 passes for 216 yards and a touchdown without throwing an interception. His 103.3 passer rating gave him 11 games in 2020 with a passer rating of at least 100.0. He added seven rushing attempts for 38 yards and two touchdowns, crossing the goal line on a pair of five-yard runs in the second half. His two rushing touchdowns tied his career high and gave him five rushing touchdowns in a three-game span. It increased his career high to seven total rushing touchdowns in 2020, the most by a Titans quarterback since Vince Young had seven in 2006. With his 33rd touchdown pass of 2020, a four-yarder to A.J. Brown in the second quarter, he tied Warren Moon (33 in 1990) for second place on the franchise's single-season passing touchdown list. Only George Blanda (36 in 1961) had more touchdown passes in a season in team annals. With 3,819 passing yards in 2020, he moved into third place on the franchise single-season passing list. Tannehill set a franchise record with 40 combined passing touchdowns (33) and rushing touchdowns (seven) in a season. Hit total tied for the fifth-most in the NFL in 2020. He joined Josh Allen (2020), Lamar Jackson (2019), Cam Newton (2015), Daunte Culpepper (2000) and Steve Young (1994) as the only players in NFL history with at least 33 passing touchdowns and at least seven rushing touchdowns in the same season. He finished the regular season with at least one touchdown pass in 13 consecutive games. He registered his 22nd career game-winning drive, completing a 52-yard pass to Brown with 10 seconds remaining in the fourth quarter to set up the game-winning field

goal by Sam Sloman. It was his sixth game-winning drive of 2020 and his ninth game-winning drive in as a member of the Titans.

➤ **Against Baltimore (1/10)**, completed 18 of 26 passes for 165 yards with one touchdown and one interception (83.0 passer rating). It was his 14th consecutive game with a touchdown pass, including the 2020 regular season and playoffs. He threw a 28-yard pass to A.J. Brown in the first quarter and then found Brown for an 11-yard touchdown pass later in the same drive. His sixth career postseason touchdown pass with the Titans tied Steve McNair for second place on the franchise's postseason touchdown passing list, trailing only Warren Moon (15).

## 2020 NFL PASSING LEADERS

Ryan Tannehill finished among the 2020 NFL passing leaders in several categories.

### Highest passer rating in 2020 (qualifiers only):

Player	Team	Passer Rating
1. Aaron Rodgers	Green Bay Packers	121.5
2. Deshaun Watson	Houston Texans	112.4
3. Patrick Mahomes	Kansas City Chiefs	108.2
4. Josh Allen	Buffalo Bills	107.2
<b>5. Ryan Tannehill</b>	<b>Tennessee Titans</b>	<b>106.5</b>
6. Drew Brees	New Orleans Saints	106.4
7. Russell Wilson	Seattle Seahawks	105.1
8. Kirk Cousins	Minnesota Vikings	105.0
9. Tom Brady	Tampa Bay Buccaneers	102.2
10. Derek Carr	Las Vegas Raiders	101.4

### Most touchdown passes in 2020:

Player	Team	TD Passes
1. Aaron Rodgers	Green Bay Packers	48
2. Russell Wilson	Seattle Seahawks	40
Tom Brady	Tampa Bay Buccaneers	40
4. Patrick Mahomes	Kansas City Chiefs	38
5. Josh Allen	Buffalo Bills	37
6. Kirk Cousins	Minnesota Vikings	35
<b>7. Ryan Tannehill</b>	<b>Tennessee Titans</b>	<b>33</b>
Deshaun Watson	Houston Texans	33
Ben Roethlisberger	Pittsburgh Steelers	33
10. Justin Herbert	Los Angeles Chargers	31

### Highest passing average in 2020 (yards per attempt):

Player	Team	Yards/Att
1. Deshaun Watson	Houston Texans	8.9
2. Kirk Cousins	Minnesota Vikings	8.3
3. Aaron Rodgers	Green Bay Packers	8.2
4. Patrick Mahomes	Kansas City Chiefs	8.1
5. Josh Allen	Buffalo Bills	7.9
<b>Ryan Tannehill</b>	<b>Tennessee Titans</b>	<b>7.9</b>
Derek Carr	Las Vegas Raiders	7.9
8. Ryan Fitzpatrick	Miami Dolphins	7.8
9. Matthew Stafford	Detroit Lions	7.7
Philip Rivers	Indianapolis Colts	7.7

### Highest touchdown-to-interception ratio in 2020:

Player	Team	TDs per INT
1. Aaron Rodgers	Green Bay Packers	9.60
2. Patrick Mahomes	Kansas City Chiefs	6.33
<b>3. Ryan Tannehill</b>	<b>Tennessee Titans</b>	<b>4.71</b>
Deshaun Watson	Houston Texans	4.71
5. Drew Brees	New Orleans Saints	4.00
6. Josh Allen	Buffalo Bills	3.70
7. Tom Brady	Tampa Bay Buccaneers	3.33
8. Ben Roethlisberger	Pittsburgh Steelers	3.30
9. Baker Mayfield	Cleveland Browns	3.25
10. Gardner Minshew	Jacksonville Jaguars	3.20

## SINGLE-SEASON FRANCHISE RECORDS

Ryan Tannehill enjoyed one of the finest statistical passing seasons of any quarterback in Titans/Oilers franchise history in 2020. He concluded the season ranked among the franchise greats in several passing categories, including yards and touchdowns.

Prior to 2020, Tannehill's 2019 totals included 2,742 yards, 22 touchdowns and six interceptions on 201-of-286 passing. His passer rating of 117.5 ranked first in the NFL and was one of three major single-season passing records he set for the franchise. He also established new benchmarks for completion percentage (70.3) and passing average (9.6).

### Single-season passing yardage leaders, franchise history:

Player	Season	Pass Yards
1. Warren Moon	1991	4,690
2. Warren Moon	1990	4,689
<b>3. Ryan Tannehill</b>	<b>2020</b>	<b>3,819</b>
4. Warren Moon	1989	3,631
5. Matt Hasselbeck	2011	3,571

### Single-season touchdown pass leaders, franchise history:

Player	Season	TD Passes
1. George Blanda	1961	36
<b>2. Ryan Tannehill</b>	<b>2020</b>	<b>33</b>
Warren Moon	1990	33
4. George Blanda	1962	27
5. Marcus Mariota	2016	26

### Single-season passer rating leaders, franchise history:

Player	Season	Rating
<b>1. Ryan Tannehill</b>	<b>2019</b>	<b>117.5</b>
<b>2. Ryan Tannehill</b>	<b>2020</b>	<b>106.5</b>
3. Steve McNair	2003	100.4
4. Warren Moon	1990	96.8
5. Marcus Mariota	2016	95.6

### Single-season completion percentage leaders, franchise history:

Player	Season	Comp Pct
<b>1. Ryan Tannehill</b>	<b>2019</b>	<b>70.3</b>
2. Marcus Mariota	2018	68.9
3. Cody Carlson	1992	65.6
<b>4. Ryan Tannehill</b>	<b>2020</b>	<b>65.5</b>
5. Warren Moon	1992	64.7

### Single-season passing average leaders (yards per attempt), franchise history:

Player	Season	Yards/Att
<b>1. Ryan Tannehill</b>	<b>2019</b>	<b>9.6</b>
2. George Blanda	1961	9.2
3. Steve McNair	2003	8.0
Warren Moon	1990	8.0
<b>5. Ryan Tannehill</b>	<b>2020</b>	<b>7.9</b>
Warren Moon	1988	7.9

### Single-season combined passing and rushing touchdown leaders, franchise history:

Player	Season	Pass + Rush TD
<b>1. Ryan Tannehill</b>	<b>2020</b>	<b>40</b>
2. George Blanda	1961	36
3. Warren Moon	1990	35
4. Steve McNair	2003	28
Marcus Mariota	2016	28
George Blanda	1960	28

## TANNEHILL'S CAREER 300-YARD PASSING GAMES

Date	Opp	W/L	Att	Cmp	Pct	Yds	TD	Int	Rtg
9/30/12	at Arizona	L	41	26	63.4	431	1	2	86.5
12/21/14	Minnesota	W	47	35	74.5	396	4	1	118.7
12/8/19	at Oakland	W	27	21	77.8	391	3	1	140.4
12/6/20	Cleveland	L	45	29	64.4	389	3	1	104.8
9/18/16	at New England	L	45	32	71.1	387	2	2	93.5
10/18/20	Houston	W	41	30	73.2	366	4	1	122.6
9/20/15	at Jacksonville	L	44	30	68.2	359	2	0	108.0
11/29/15	at N.Y. Jets	L	58	33	56.9	351	3	1	84.8
1/3/16	New England	W	38	25	65.8	350	2	0	112.8
12/14/14	at New England	L	47	29	61.7	346	1	2	73.5
11/3/19	at Carolina	L	39	27	69.2	331	1	2	82.3
12/1/13	at N.Y. Jets	W	43	28	65.1	331	2	1	94.2
12/27/15	Indianapolis	L	38	26	68.4	329	0	1	84.2
9/27/20	at Minnesota	W	37	23	62.2	321	0	1	78.8
9/25/16	Cleveland	W	39	25	64.1	319	3	2	93.9
9/15/13	at Indianapolis	W	34	23	67.6	319	1	0	107.4
10/20/19	L.A. Chargers	W	29	23	79.3	312	2	1	120.1
12/15/13	New England	W	37	25	67.6	312	3	0	120.6
11/24/13	Carolina	L	42	28	66.7	310	1	1	86.4
11/8/15	at Buffalo	L	35	26	74.3	307	0	0	100.5
10/6/13	Baltimore	L	40	21	52.5	307	1	0	86.1
10/29/15	at New England	L	44	28	63.6	300	0	2	64.6

## A NEW START

Since **Ryan Tannehill's** first start with the Titans, which took place Oct. 20, 2019 against the Los Angeles Chargers, he has been one of the NFL's passing leaders in several categories. He ranks third in the NFL in that time period in passer rating.

**Highest passer rating since Ryan Tannehill became the Titans starter in Week 7 of 2019 (minimum 224 attempts):**

Player	Att	Cmp	Pct	Yds	TD	Int	Rating
1. Drew Brees	720	521	72.4	5,513	49	8	112.3
2. Aaron Rodgers	876	588	67.1	6,711	66	7	111.7
3. <b>Ryan Tannehill</b>	<b>751</b>	<b>503</b>	<b>67.0</b>	<b>6,417</b>	<b>55</b>	<b>12</b>	<b>111.3</b>
4. Lamar Jackson	582	380	65.3	4,377	51	10	109.9
5. Kirk Cousins	805	548	68.1	6,494	52	16	105.7
6. Patrick Mahomes	842	562	66.7	6,667	50	10	105.5
7. Deshaun Watson	838	575	68.6	7,031	47	16	105.0
8. Derek Carr	869	591	68.0	7,040	42	14	101.9
9. Russell Wilson	885	588	66.4	6,618	57	18	101.6
Josh Allen	870	565	64.9	6,511	52	12	101.6



## TEAM SINGLE-GAME PASSER RATING

On Dec. 20, 2020, **Ryan Tannehill** recorded at 145.8 passer rating against the Detroit Lions. It qualified as the seventh best single-game passer rating in franchise history (minimum 20 attempts) and was Tannehill's second-highest passer rating in a qualifying game (155.3 vs. Oakland on Sept. 23, 2018).

On Sept. 20, 2020, Tannehill posted a 145.7 passer rating against the Jacksonville Jaguars that at the time ranked seventh in team history.

**Highest single-game passer ratings in franchise history (min. 20 attempts):**

Player	Opp	Date	Att	Cmp	Yds	TD	Int	Rtg
1. Chris Chandler	at Cin	9/24/95	26	23	352	4	0	158.3
2. Marcus Mariota	GB	11/13/16	26	19	295	4	0	149.8
3. Marcus Mariota	Jax	10/27/16	22	18	270	2	0	148.1
4. Marcus Mariota	at Hou	11/26/18	23	22	303	2	0	147.7
5. Steve McNair	Hou	10/12/03	27	18	421	3	0	146.8
6. Warren Moon	at Cle	11/18/90	32	24	322	5	0	146.1
7. <b>Ryan Tannehill</b>	<b>Det</b>	<b>12/20/20</b>	<b>27</b>	<b>21</b>	<b>273</b>	<b>3</b>	<b>0</b>	<b>145.8</b>
8. <b>Ryan Tannehill</b>	<b>Jax</b>	<b>9/20/20</b>	<b>24</b>	<b>18</b>	<b>239</b>	<b>4</b>	<b>0</b>	<b>145.7</b>
9. Warren Moon	Buf	11/26/90	22	16	300	2	0	145.1
10. Chris Chandler	Den	11/26/95	26	18	280	3	0	143.1

## LEADING VETERAN QBS ON NEW TEAMS

In 2019, **Ryan Tannehill** set a new standard for veteran quarterbacks in their first year with a new team. Tannehill, who was acquired in a trade after seven years with the Miami Dolphins, had a passer rating of 117.5. No quarterback has ever finished with a passer rating that high in his first season with a new team after playing at least one year with another team.

**Brett Favre** held the distinction until 2019. In 2009, Favre's 107.2 passer rating with the Minnesota Vikings became the best figure in league annals by a veteran in his first campaign with a new club.

**Highest passer rating in a veteran's first season with a new team:**

Player	Season	New Team	Former Team	Rating
1. <b>Ryan Tannehill</b>	<b>2019</b>	<b>Tennessee</b>	<b>Miami</b>	<b>117.5</b>
2. Brett Favre	2009	Minnesota	N.Y. Jets	107.2
3. Peyton Manning	2012	Denver	Indianapolis	105.8
4. Vinny Testaverde	1998	N.Y. Jets	Baltimore	101.6
5. Kirk Cousins	2018	Minnesota	Washington	99.7
6. Tyrod Taylor	2015	Buffalo	Baltimore	99.4
7. Sam Bradford	2016	Minnesota	Philadelphia	99.3
8. Len Dawson	1962	Dallas Texans	Cleveland	98.3
Case Keenum	2017	Minnesota	L.A. Rams	98.3
10. Brian Griese	2004	Tampa Bay	Miami	97.5

## 2019 NFL PASSING LEADERS

**Ryan Tannehill** led the NFL in 2019 with a 117.5 passer rating and a 9.6-yard passing average. He also placed third in completion percentage (70.3) and second in touchdown percentage (7.7).

Tannehill became the organization's only quarterback other than **Steve McNair** in 2003 to lead the NFL in passer rating. New Orleans' **Drew Brees** finished in second place behind Tannehill with a 116.3 passer rating.

**Highest passer rating in 2019 (qualifiers only):**

Player	Team	Passer Rating
1. <b>Ryan Tannehill</b>	<b>Tennessee Titans</b>	<b>117.5</b>
2. Drew Brees	New Orleans Saints	116.3
3. Lamar Jackson	Baltimore Ravens	113.3
4. Kirk Cousins	Minnesota Vikings	107.4
5. Russell Wilson	Seattle Seahawks	106.3
6. Matthew Stafford	Detroit Lions	106.0
7. Patrick Mahomes	Kansas City Chiefs	105.3
8. Jimmy Garoppolo	San Francisco 49ers	102.0
9. Derek Carr	Oakland Raiders	100.8
10. Dak Prescott	Dallas Cowboys	99.7

Highest completion percentage in 2019 (qualifiers only):

Player	Team	Comp. Pct.
1. Drew Brees	New Orleans Saints	74.3
2. Derek Carr	Oakland Raiders	70.4
3. <b>Ryan Tannehill</b>	<b>Tennessee Titans</b>	<b>70.3</b>
4. Kirk Cousins	Minnesota Vikings	69.1
Jimmy Garoppolo	San Francisco 49ers	69.1
6. Deshaun Watson	Houston Texans	67.3
7. Matt Ryan	Atlanta Falcons	66.2
8. Russell Wilson	Seattle Seahawks	66.1
Lamar Jackson	Baltimore Ravens	66.1
10. Philip Rivers	Los Angeles Chargers	66.0

Highest passing average in 2019 (yards per attempt; qualifiers only):

Player	Team	Yards/Att.
1. <b>Ryan Tannehill</b>	<b>Tennessee Titans</b>	<b>9.6</b>
2. Matthew Stafford	Detroit Lions	8.6
3. Jimmy Garoppolo	San Francisco 49ers	8.4
4. Patrick Mahomes	Kansas City Chiefs	8.3
5. Dak Prescott	Dallas Cowboys	8.2
Jameis Winston	Tampa Bay Buccaneers	8.2
7. Kirk Cousins	Minnesota Vikings	8.1
8. Russell Wilson	Seattle Seahawks	8.0
9. Derek Carr	Oakland Raiders	7.9
Drew Brees	New Orleans Saints	7.9

Highest touchdown percentage in 2019 (qualifiers only):

Player	Team	TD Pct.
1. Lamar Jackson	Baltimore Ravens	9.0
2. <b>Ryan Tannehill</b>	<b>Tennessee Titans</b>	<b>7.7</b>
3. Drew Brees	New Orleans Saints	7.1
4. Matthew Stafford	Detroit Lions	6.5
5. Russell Wilson	Seattle Seahawks	6.0
6. Kirk Cousins	Minnesota Vikings	5.9
7. Jimmy Garoppolo	San Francisco 49ers	5.7
8. Patrick Mahomes	Kansas City Chiefs	5.4
9. Jameis Winston	Tampa Bay Buccaneers	5.3
Deshaun Watson	Houston Texans	5.3

## RYAN TANNEHILL'S STARTING RECORD WHEN ...

Record When Tannehill	Regular Season			Playoffs	
	2020	2019-20	Career	2020	Career
Starts at quarterback	11-5	18-8	60-54	0-1	2-2
Starts vs. division opponents	5-1	8-2	21-21	0-0	0-0
Passes for 300 or more yards	2-1	4-2	10-12	0-0	0-0
Completes 1 or more TD passes	10-5	17-8	54-39	0-1	2-2
Completes 2 or more TD passes	8-3	15-5	42-17	0-0	1-1
Completes 3 or more TD passes	4-1	6-2	17-5	0-0	0-0
Starts and passes for no INTs	8-2	13-3	38-18	0-0	1-1
Completes 70.0% of his passes	6-0	10-0	29-5	0-0	0-0
Has a passer rating of 80.0+	10-4	17-7	54-27	0-1	1-1
Has a passer rating of 90.0+	10-3	17-5	49-13	0-0	1-1
Has a passer rating of 100.0+	9-2	16-3	34-7	0-0	1-1
Sacked 0 times	1-0	3-0	6-3	0-0	0-0
Rushes for 1 or more TDs	4-1	5-3	7-7	0-0	1-0
Rushes for 2 or more TDs	2-0	3-0	3-0	0-0	0-0
Rushes and Passes for 1 TD	4-1	5-3	6-4	0-0	1-0

## SINGLE-SEASON NFL LEADERS

**Ryan Tannehill** established the fourth-highest single-season passer rating in NFL history in 2019. His 117.5 passer rating is surpassed in league annals by only **Aaron Rodgers'** 122.5 passer rating in 2011, **Peyton Manning's** 121.1 in 2004 and **Nick Foles'** 119.2 in 2013. Meanwhile, his 9.6-yard passing average tied for eighth in NFL annals.

**NFL all-time single-season passer rating leaders (through 2019):**

Player	Team	Season	Rating
1. Aaron Rodgers	Green Bay Packers	2011	122.5
2. Peyton Manning	Indianapolis Colts	2004	121.1
3. Nick Foles	Philadelphia Eagles	2013	119.2
4. <b>Ryan Tannehill</b>	<b>Tennessee Titans</b>	<b>2019</b>	<b>117.5</b>
5. Tom Brady	New England Patriots	2007	117.2
6. Matt Ryan	Atlanta Falcons	2016	117.1
7. Drew Brees	New Orleans Saints	2019	116.3
8. Drew Brees	New Orleans Saints	2018	115.7
9. Peyton Manning	Denver Broncos	2013	115.1
10. Patrick Mahomes	Kansas City Chiefs	2018	113.8

**NFL all-time single-season passing average leaders (through 2019):**

Player	Team	Season	Yds/Att
1. Sid Luckman	Chicago Bears	1943	10.9
2. Otto Graham	Cleveland Browns	1953	10.6
3. Otto Graham	Cleveland Browns	1947	10.2
4. Norm Van Brocklin	Los Angeles Rams	1954	10.1
5. Ed Brown	Chicago Bears	1956	9.9
Kurt Warner	St. Louis Rams	2000	9.9
7. Otto Graham	Cleveland Browns	1949	9.8
8. Chris Chandler	Atlanta Falcons	1998	9.6
Ryan Fitzpatrick	Tampa Bay Buccaneers	2018	9.6
<b>Ryan Tannehill</b>	<b>Tennessee Titans</b>	<b>2019</b>	<b>9.6</b>

## BAUGH, MONTANA & TANNEHILL

During the 2019 season, Titans quarterback **Ryan Tannehill** accomplished a statistical feat only reached previously by a pair of Pro Football Hall of Fame quarterbacks.

Tannehill's season statistics included a 70.3 completion percentage and an average of 9.6 yards per passing attempt.

In the history of the NFL, only two previous qualifying passers have enjoyed a season in which they completed at least 70.0 percent of their passes and averaged at least 9.0 yards per attempt: **Sammy Baugh** and **Joe Montana**.

Montana led the San Francisco 49ers to a Super Bowl XXIV title and won the NFL MVP award following a 1989 season in which he completed 70.2 percent of his passes (271 of 386) and averaged 9.1 yards per attempt (3,521 yards).

Baugh directed the Washington Redskins to the NFL Championship game in 1945, while completing 70.3 percent of his passes (128 of 182) and averaging 9.2 yards per attempt (1,669 yards).

**Players in NFL history (through 2019) with a completion rate of at least 70.0 percent and a passing average of at least 9.0 yards per attempt (qualifiers only):**

Player	Team	Year	Comp %	Yards/Att
<b>Ryan Tannehill</b>	<b>Tennessee</b>	<b>2019</b>	<b>70.3</b>	<b>9.6</b>
Joe Montana	San Francisco	1989	70.2	9.1
Sammy Baugh	Washington	1945	70.3	9.2



## RYAN TANNEHILL'S GAME-WINNING DRIVES

In his NFL career, quarterback **Ryan Tannehill** has led 22 game-winning drives in the fourth quarter or overtime, including the regular season and postseason. That includes three games in 2019, his first season with the Titans: a 23-20 win against the Los Angeles Chargers in his first start with the team (10/20), a 27-23 victory against the Tampa Bay Buccaneers (10/27) and a 35-32 win against the Kansas City Chiefs (11/10). He had and NFL-high six game-winning drives in 2020— at Denver (9/14), against Jacksonville (9/20), at Minnesota (9/27), against Houston (10/18), at Baltimore (11/22) and at Houston (1/3).

Per the Elias Sports Bureau, a game-winning drive is defined as when a quarterback's team scores on an offensive possession to put the team ahead (whether tied or from behind) for good in the fourth quarter or overtime.

### Ryan Tannehill's game-winning drives:

Date/Opp.	Largest 4th Qtr Deficit/Tie	Score, Start of Drive	Drive Start	Tannehill's Drive Stats (Att-Cmp-Yds, TD, Rushing)	Drive Totals	Drive End	Game-Winning Scoring Play	Final Score
<b>Dolphins Career:</b>								
11/25/12 at Sea	14-21	21-21	1:32	4-3-51, 0 TD, 1 rush for 15 yds	7-65-1:32	0:00	D. Carpenter 43-yard FG	24-21
9/22/13 vs. Atl	20-23	20-23	4:46	12-9-69, 1 TD, 0 rushes	13-75-4:08	0:38	Tannehill 1-yard pass to D. Sims	27-23
12/8/13 at Pit	24-28	24-28	4:31	3-3-25, 1 TD, 0 rushes	4-80-1:38	2:53	Tannehill 12-yard pass to C. Clay	34-28
12/15/13 vs. NE	17-20	17-20	4:07	8-6-66, 1 TD, 0 rushes	9-60-2:52	1:15	Tannehill 14-yard pass to M. Thigpen	24-20
12/1/14 at NYJ	6-13	13-13	5:42	5-4-43, 0 TD, 0 rushes	9-57-3:45	1:57	C. Sturgis 26-yard FG	16-13
11/15/15 at Phi	13-16	13-16	3:09 (3rd Q)	3-3-62, 1 TD, 0 rushes	7-87-3:14	14:55	Tannehill 4-yard pass to J. Landry	20-19
1/3/16 vs. NE	10-10	10-10	9:50	4-4-77, 1 TD, 0 rushes	6-82-2:52	6:58	Tannehill 2-yard pass to J. Cameron	20-10
9/25/16 vs. Cle	24-24	24-24	9:39 (OT)	1-1-32, 0 TD, 0 rushes	3-44-1:13	8:26	J. Ajayi 11-yard run	30-24
10/23/16 vs. Buf	14-17	14-17	7:45	1-1-18, 0 TD, 0 rushes	6-64-3:49	3:56	D. Williams 12-yard run	28-25
11/20/16 at LAR	0-10	7-10	2:11	5-5-53, 1 TD, 0 rushes	7-75-1:35	0:36	Tannehill 9-yard pass to D. Parker	14-10
9/23/18 vs. Oak	14-17	14-17	8:06	0-0-0, 0 TD, 1 rush for 18 yds	2-70-0:48	7:18	A. Wilson end around 52-yard pass to J. Grant	28-20
12/2/18 vs. Buf	14-17	14-17	12:00	3-3-25, 1 TD, 0 rushes	6-75-3:18	8:42	Tannehill 13-yard pass to K. Stills	21-17
12/9/18 vs. NE	28-33	28-33	0:07	1-1-69, 1 TD, 0 rushes	1-69-0:07	0:00	K. Drake 69-yard pass play by R. Tannehill	34-33
<b>Titans Career:</b>								
10/20/19 vs. LAC	10-10	10-10	5:20 (3rd Q)	8-6-76, 1 TD, 1 rush for 2 yds	14-85-7:09	13:11	Tannehill 5-yard pass to T. Sharpe	23-20
10/27/19 vs. TB	20-23	20-23	13:49	11-9-85, 1 TD, 0 rushes	12-90-6:54	6:55	Tannehill 8-yard pass to A. Brown	27-23
11/10/19 vs. KC	20-29	27-32	1:21	3-2-43, 1 TD, 1 rush for 18 yds	4-61-0:58	14:37	Tannehill 23-yard pass to A. Humphries	35-32
9/14/20 at Den	13-14	13-14	3:05	7-5-40, 0 TD, 0 rushes	12-83-2:48	0:17	Gostkowski 25-yard FG	16-14
9/20/20 vs. Jax	30-30	30-30	3:29	2-4-10, 0 TD, 0 rushes	8-29-1:53	1:36	Gostkowski 49-yard FG	33-30
9/27/20 at Min	25-30	28-30	3:42	4-5-34, 0 TD, 0 rushes	9-44-1:58	1:44	Gostkowski 55-yard FG	31-30
10/18/20 vs. Hou	29-36	36-36	10:00 (OT)	2-2-55, 0 TD, 0 rushes	6-82-3:30	6:30	Henry 5-yard run	42-36
11/22/20 at Bal	13-21	24-24	7:58 (OT)	3-3-36, 0 TD, 0 rushes	6-73-2:37	5:21	Henry 29-yard run	30-24
1/3/21 at Hou	31-35	38-38	0:18	1-1-52, 0 TD, 0 rushes	3-56-0:18	0:00	Sloman 37-yard FG	41-38

## 2 TD PASSES W/ LESS THAN 2 INTS

To end the 2019 regular season, **Ryan Tannehill** completed multiple touchdown passes for seven consecutive games, one game shy of **Marcus Mariota's** 2016 franchise record of eight consecutive games with multiple touchdown passes.

However, Tannehill did establish a franchise benchmark in his final seven contests for most consecutive games with multiple touchdown passes and fewer than two interceptions. Over those seven games, he had two total interceptions—one each on Dec. 8 (at Oakland) and Dec. 15 (vs. Houston)—to go along with 19 touchdown passes and a 129.8 passer rating.

### Most consecutive games in a season in franchise history with multiple touchdown passes and fewer than two interceptions:

Player	Season	Consec. Games
1. <b>Ryan Tannehill</b>	<b>2019</b>	<b>7</b>
2. <b>Ryan Tannehill</b>	<b>2020</b>	<b>5</b>
3. <b>Marcus Mariota</b>	2016	4
Warren Moon	1990	4
4. (multiple tied)		3

Tannehill's streak was the best in the NFL in 2019. **Drew Brees**, **Kirk Cousins** and **Jacoby Brissett** had runs of four consecutive games with multiple touchdown passes and fewer than two interceptions, tying for second.

### Most consecutive games in 2019 with multiple touchdown passes and fewer than two interceptions:

Player	Team	Consec. Games
1. <b>Ryan Tannehill</b>	<b>Tennessee Titans</b>	<b>7</b>
2. <b>Drew Brees</b>	New Orleans Saints	4
Kirk Cousins	Minnesota Vikings	4
Jacoby Brissett	Indianapolis Colts	4
5. (several tied)		3



## GAMES WITH A 130 PASSER RATING

During the 2019 campaign, **Ryan Tannehill** produced a streak of four consecutive games with a passer rating greater than 130. The run included a 133.9 passer rating against the Kansas City Chiefs (Nov. 10), a 155.8 against the Jacksonville Jaguars (Nov. 24), a 131.2 at the Indianapolis Colts (Dec. 1) and a 140.4 at the Oakland Raiders (Dec. 8).

In franchise history, no quarterback prior to Tannehill had ever produced four consecutive starts with a passer rating of 130 or better (minimum 10 attempts per game). **Marcus Mariota** (2016) was the most recent of six Titans/Oilers signal callers to do so for three games before Tannehill.

**Most consecutive games in a single season with a 130 passer rating, franchise history (minimum 10 attempts each game):**

Player	Dates	Games
1. <b>Ryan Tannehill</b>	<b>Nov. 10–Dec. 8, 2019</b>	<b>4</b>
2. <b>Marcus Mariota</b>	Nov. 13–Nov. 27, 2016	3
<b>Ryan Fitzpatrick</b>	Nov. 10–Nov. 24, 2013	3
<b>Steve McNair</b>	Dec. 2–Dec. 16, 2001	3
<b>Warren Moon</b>	Oct. 22–Nov. 5, 1989	3
<b>Dan Pastorini</b>	Nov. 11–Nov. 22, 1979	3
<b>George Blanda</b>	Dec. 3–Dec. 17, 1961	3

Tannehill joined **Russell Wilson** (2015) and **John Hadl** (1973) as the only players in NFL history to register four consecutive games with a minimum of 10 pass attempts and a passer rating of at least 130.

**Most consecutive games in a single season with a 130 passer rating, NFL history (through 2019; minimum 10 attempts each game):**

Player	Team	Dates	Games
1. <b>Ryan Tannehill</b>	<b>Tennessee</b>	<b>Nov. 10–Dec. 8, 2019</b>	<b>4</b>
<b>Russell Wilson</b>	Seattle	Nov. 22–Dec. 13, 2015	4
<b>John Hadl</b>	L.A. Rams	Sept. 16–Oct. 7, 1973	4
4. (several tied)			3

Tannehill registered a total of six single-game passer ratings of 130 or greater in only 10 starts during the 2019 regular season. He tied Wilson with the most such performances in 2019 and also tied for the most by any NFL starting quarterback in any season since 1960. Green Bay's **Aaron Rodgers** (2011) and Dallas' **Tony Romo** (2014) are the only other quarterbacks to accomplish the feat.

In franchise history, former Oilers quarterback **Chris Chandler** previously had the most season games with a 130-plus passer rating, with four in 1995.

**Most starts by a quarterback with a passer rating of 130.0 or greater, 1960–2019:**

Player	Season	Team	Games
1. <b>Ryan Tannehill</b>	<b>2019</b>	<b>Tennessee Titans</b>	<b>6</b>
<b>Russell Wilson</b>	2019	Seattle Seahawks	6
<b>Tony Romo</b>	2014	Dallas Cowboys	6
<b>Aaron Rodgers</b>	2011	Green Bay Packers	6
5. (seven tied)			5



## MOST TD PASSES IN A POSTSEASON

During the 2019 playoffs, **Ryan Tannehill** completed at least one touchdown pass in all three of the team's games and totaled five touchdown passes. Tannehill tied **Warren Moon's** 1991 franchise record for the most touchdown passes in a single postseason.

**Most touchdown passes in a single postseason, franchise history:**

Player	Season	TD Passes
1. <b>Ryan Tannehill</b>	<b>2019</b>	<b>5</b>
<b>Warren Moon</b>	1991	5
3. <b>Marcus Mariota</b>	2017	4
<b>Warren Moon</b>	1992	4
<b>Dan Pastorini</b>	1978	4
6. <b>Steve McNair</b>	2002	3
<b>George Blanda</b>	1960	3

## MORE TITANS QUARTERBACKS

### 5 - QB LOGAN WOODSIDE 6-1, 213, 1st Year, Toledo



➤ Logan Woodside was re-signed by the Titans as a free agent on April 8, 2019 after spending three weeks on the Titans practice squad during the 2018 season.

➤ He spent the entire 2019 season on the Titans' practice squad/injured list.

➤ Prior to rejoining the Titans during the 2019 offseason, he had a stint with the Alliance of American Football League's San Antonio Commanders. In seven AAF games, he completed 116-of-201 passes for 1,385 yards and seven touchdowns.

➤ Woodside was originally selected by the Cincinnati Bengals in the seventh round (249th overall) of the 2018 NFL Draft.

➤ A native of Frankfort, Ky., he established program records at Toledo in passing yards (10,514), touchdowns (93), passing efficiency (162.87) and 300-yard games (17) during a four-year career. His 93 touchdown passes ranks fifth all-time in MAC history.

➤ As a senior for the Rockets in 2017, he led the MAC in completion percentage (64.2), passing efficiency (162.2), touchdowns (28), passing yards (3,882), yards per completion (14.7), and yards per attempt (9.45). He was named the MAC Offensive Player of the Year.

➤ Woodside attended Franklin County High School (Frankfort, Ky.) where he completed 138-of-212 passes for 2,951 yards and a school-record 41 touchdowns as a senior.

#### 2020 Notes:

➤ In 2020, he spent the entire campaign on the 53-man roster as the Titans' backup quarterback behind Ryan Tannehill. He appeared in six games during the regular season, attempting three passes with one completion for seven yards. He added seven rushing attempts for 10 yards.

➤ **Against Indianapolis (11/12)**, made his NFL debut late in the fourth quarter but did not attempt a pass.

➤ **At Baltimore (11/22)**, completed his first NFL pass, a seven-yard strike to Nick Westbrook-Ikhine on a fake punt in the second quarter. The play resulted in a first down and ultimately led to a field goal.

➤ **At Jacksonville (12/13)**, saw action in the fourth quarter and recorded an 18-yard rushing attempt for a first down.



## TITANS RUNNING BACKS

No.	Name	Ht	Wt	Exp	College
41	Blasingame, Khari	6-0	233	2	Vanderbilt
32	Evans, Darrynton	5-10	203	R	Appalachian State
45	Foreman, D'Onta	6-1	236	3	Texas
22	Henry, Derrick	6-3	247	5	Alabama
28	McNichols, Jeremy	5-9	205	1	Boise State
20	Perry, Seniorise	6-0	210	6	Louisville

### #22 ■ RB DERRICK HENRY

6-3, 247, 5th Year, Alabama

[Click for complete bio](#)

Running back **Derrick Henry** completed his fifth NFL season after receiving a multi-year contract extension in 2020. He was selected by the Titans with the 45th overall pick in the second round of the 2016 NFL Draft.

Henry was named the Associated Press NFL Offensive Player of the Year in 2020 after an historic campaign in which he totaled 378 rushing attempts for 2,027 yards and 17 touchdowns. His rushing yardage total established a new franchise record and led the NFL. As the eighth player in NFL annals to hit the 2,000-yard mark, his 2,027 yards finished fifth on the all-time single-season rushing charts. He was honored with his second consecutive Pro Bowl, named first-team Associated Press All-Pro, and won the FedEx Ground Player of the Year Award for the second consecutive year.

Henry was a first-time team captain in 2020. He started all 16 regular season games for the first time and became the first player since **LaDainian Tomlinson** (2006-07) to lead the NFL in rushing yards in consecutive years. He was the first player in more than 50 years to lead the league in rushing yards, attempts and rushing touchdowns in consecutive seasons and the fifth player ever to do so. The most recent prior to him was Cleveland's **Leroy Kelly** from 1967 to 1968.

Henry's 17 rushing touchdowns in 2020 set a career high and finished as the second-best total in franchise history behind **Earl Campbell's** 19 rushing touchdowns in 1979.

In 2019, Henry was named to his first Pro Bowl and added second-team Associated Press All-Pro honors after leading the NFL in rushing. In 15 games, he totaled 1,540 yards on 303 carries (5.1 avg.), joining **Billy Cannon** (AFL, 1961), **Campbell** (1978-80) and **Chris Johnson** (2009) as the only running backs in franchise history to lead their respective leagues in rushing. At the time, Henry's single-season total ranked fourth in franchise annals behind Johnson's 2009 total (2,006) and Campbell's 1979 (1,697) and 1980 (1,934) performances.


With 16 rushing touchdowns in 2019, Henry tied for the NFL lead (**Aaron Jones**). Adding his two receiving touchdowns, his 18 total touchdowns were third in the NFL and tied for second in franchise annals (19 by Campbell in 1979; 18 by **Bill Groman** in 1961).

Henry's performance late in the 2019 season was instrumental in the team's run to the AFC championship game. Over the final six games of the regular season plus three playoff appearances, Henry registered seven 100-yard games. During a three-game stretch (Dec. 29 at Houston, Jan. 4 at New England and Jan. 11 at Baltimore), he became the first player in NFL history to rush for at least 180 yards in three consecutive regular season and/or postseason games.

Henry authored his first career 1,000-yard season in 2018 and the 28th 1,000-yard rushing season in franchise history, totaling 1,059 yards and 12 touchdowns on 215 carries—all then-career highs.

His 2018 rushing yardage ranked second in the AFC to **Joe Mixon's** 1,168 yards, and he finished seventh in the NFL. Henry's 12 rushing touchdowns tied **James Connor** for third place in the NFL behind **Todd Gurley** (17) and **Alvin Kamara** (14).

Henry was named AFC Offensive Player of the Month for December



2018. His 625 rushing yards in the month were the most by any NFL player in any month during the season.

Against the Jacksonville Jaguars on Dec. 6, 2018, Henry recorded one of the greatest single games in franchise history in front of a national television audience. He broke Johnson's single-game franchise record (228) with 238 rushing yards, including a 99-yard touchdown run. He joined **Tony Dorsett** as the only two players in NFL history to rush for a 99-yard score.

In 2017, Henry shared time in the Titans backfield with **DeMarco Murray**. Henry led the team with 744 rushing yards on 176 carries, and he added 11 receptions for 136 yards and a touchdown. His five rushing touchdowns tied for second on the club.

As a rookie in 2016, Henry played in 15 games with one start, splitting reps in the backfield with Murray. He carried the ball 110 times for 490 yards and five touchdowns and added 137 yards on 13 receptions. Henry became the third rookie for the franchise in the "Titans era" to score at least five touchdowns in a season, joining **Vince Young** (seven rushing touchdowns in 2006) and Johnson (nine rushing and one receiving in 2008).

The Heisman Trophy winner played three seasons (2013–2015) at the University of Alabama, where he set numerous school and SEC records while helping his team win a National Championship in 2015. He played in 39 games and totaled 602 carries for 3,591 yards and 42 rushing touchdowns and added 285 yards on 17 career receptions with three receiving scores. During Alabama's victory over Clemson in the 2016 College Football Playoff National Championship, he broke **Shaun Alexander's** record for most career rushing yards in Alabama history.

In his final collegiate season, Henry rushed for an Alabama and Southeastern Conference record 2,219 yards, which led the nation and ranked fifth in FBS history. He recorded 100-yard rushing games 10 times and had four 200-yard games during the season. His 28 rushing touchdowns were a national best and an SEC record, snapping **Tim Tebow** and **Tre Mason's** old mark of 23. In addition to the Heisman, he also won the Doak Walker Award, Walter Camp Award and Maxwell Award, among a multitude of other honors.

Henry is a native of Yulee, Fla.

#### 2020 Game Notes:

➤ **At Denver (9/14)**, rushed for 116 yards on 31 carries on Monday Night Football to notch his 14th career 100-yard rushing game (regular season and playoffs). He extended his streak to 10 consecutive regular season games with at least 80 scrimmage yards. His 31 rushing attempts made up the third-highest total of his career in the regular season.

➤ **Against Jacksonville (9/20)**, rushed for 84 yards on 25 carries and became the fifth player in franchise history to reach the 4,000-yard career rushing mark (4,033). He registered his third consecutive regular season game with at least 25 carries, dating back Dec. 29, 2019.

➤ **At Minnesota (9/27)**, rushed for 119 yards on 26 carries with two touchdowns, notching his 15th career 100-yard rushing game (regular season and playoffs). He became the fifth player in NFL history to have



25 or more rushing attempts in each of his team's first three games of a season, joining Buffalo's O.J. Simpson (1975), Dallas' Emmitt Smith (1994), Indianapolis' Edgerrin James (2002) and Houston's Arian Foster (2012). Henry passed Lorenzo White (4,079 career rushing yards) for fourth place on the franchise's all-time rushing list. He scored his first touchdown of the season on a one-yard plunge in the third quarter and added another one-yard touchdown run on the following series. He tallied his ninth career regular season game with at least two touchdown runs. It was his 11th career regular season game with at least two total touchdowns. He became the second player in franchise history to record 12 consecutive regular season games with at least 80 scrimmage yards, joining Chris Johnson (12 from 2009 to 2010) as the only Titans/Oilers to do so. Henry added 11 receiving yards on two catches to give him 130 total scrimmage yards, marking his 10th career regular season game with at least 130 scrimmage yards. He became the fourth player in franchise history to hit 40 career rushing touchdowns, joining Earl Campbell (73), Eddie George (64) and Chris Johnson (50).

➤ **Against Buffalo (10/13)**, rushed for 57 yards and two touchdowns on 19 attempts. It was his 10th career game with at least two rushing touchdowns. He registered a one-yard touchdown run in the second quarter and added a nine-yard score in the fourth quarter. He rushed for two touchdowns in consecutive games for the third time in his career.

➤ **Against Houston (10/18)**, totaled 22 carries for 212 yards and two touchdowns, recording his third career 200-yard rushing game. It was his second-highest rushing total for a single game (238). His 212 rushing yards were fifth in franchise history and put him in ownership of three of the top six single-game rushing performances in team annals. He scored the game-winning touchdown in overtime on a five-yard run out of the Wildcat formation, registering the second "walk-off" overtime touchdown run in franchise history and the first since Vince Young's 39-yard run to win in overtime at Houston on Dec. 10, 2006. Henry added 52 receiving yards, including a 53-yard reception—the third-longest catch of his career—in overtime, to give him 264 scrimmage yards. The scrimmage yardage total placed fourth in franchise history, and it was the most scrimmage yards by a Titans player in a game since Chris Johnson's 284 on Sept. 20, 2009. Henry's total of 264 scrimmage yards was the most by any NFL player since the New York Giants' Saquon Barkley had 279 at Washington on Dec. 22, 2019. Henry scored on a 94-yard touchdown run in the fourth quarter, tying Chris Johnson for the second-longest run in franchise history behind Henry's own 99-yard touchdown run (Dec. 6, 2018 vs. Jacksonville). Henry became the fifth NFL player to record two career rushing touchdowns of 90 or more yards, joining Bo Jackson, Ahman Green, Chris Johnson and Lamar Miller. Henry joined Miller (two 97-yard touchdown runs) as the only players to ever record multiple touchdown runs of at least 94 yards. With five 70-yard (or longer) career rushing touchdowns, Henry tied Barry Sanders (five) and O.J. Simpson (five) for the third-most in NFL history behind only Chris Johnson (seven) and Adrian Peterson (seven). Henry became the first player in NFL history to record a game with 200-plus rushing yards in three consecutive seasons. He previously accomplished

the feat against Jacksonville on Dec. 6, 2018 (238) and at Houston on Dec. 29, 2019 (211). He became the NFL's 15th player since the 1970 AFL-NFL merger to record at least three career 200-yard rushing games and the first to reach the mark since Jay Ajayi had his third 200-yard rushing game in 2016. Henry joined Chris Johnson (Sept. 20, 2009 vs. Houston) as the only NFL players since 1975 with a rushing attempt of at least 90 yards and a reception of at least 50 yards in a game. He notched his 16th career 100-yard rushing game, including regular season and playoffs, and his third of 2020. He recorded his third consecutive game with at least two rushing touchdowns, joining Earl Campbell (1980) and Chris Johnson (2009) as the franchise's only players to do so. Henry joined Eddie George (1996–2003) as the franchise's only players to begin their careers with at least five rushing touchdowns in five consecutive seasons. He was named the AFC Offensive Player of the Week and the FedEx Ground Player of the Week for his performance.

➤ **Against Pittsburgh (10/25)**, totaled 20 rushing attempts for 75 yards and one touchdown. He scored on a one-yard plunge in the fourth quarter, reaching the end zone for the seventh time in 2020. It was his fourth consecutive game with at least one rushing touchdown. Reached 75 rushing yards for the fifth time in 2020 and for the 13th time in his last 15 games.

➤ **At Cincinnati (11/1)**, totaled 112 yards and one touchdown on 18 rushing attempts, notching his fourth 100-yard rushing game of 2020 and his 17th career 100-yard rushing game (including regular season and playoff games). He scored his eighth rushing touchdown of the campaign on a three-yard run in the second quarter. On the scoring drive, he carried the ball seven times for 46 yards. It was his fifth consecutive game with at least one rushing touchdown. It marks the fifth such streak in franchise history, matching a feat he achieved in 2019 to tie Earl Campbell (1979) and DeMarco Murray (2016) for the second-longest streak in team annals.

➤ **Against Chicago (11/8)**, led the team with 21 rushing attempts for 68 yards, including a 26-yard run on a touchdown drive in the fourth quarter.

➤ **Against Indianapolis (11/12)**, totaled 103 yards on 19 rushing attempts and added a six-yard reception. He registered his fifth 100-yard rushing game of 2020 and his 18th career 100-yard rushing game (including regular season and playoffs).

➤ **At Baltimore (11/22)**, rushed for 133 yards and a touchdown on 28 attempts, registering his 19th career 100-yard rushing game (including regular season and playoffs) and his sixth 100-yard rushing game of 2020. He scored the game-winning touchdown in overtime on a 29-yard run. It was his second "walk-off" overtime touchdown run of the season and only the third touchdown of its kind in franchise history. He accomplished the feat earlier in the season on Oct. 18 against Houston on a five-yard run. The franchise's only other game-winning rushing touchdown in overtime came on Vince Young's 39-yard run at Houston on Dec. 10, 2006. Henry became the first player in NFL history to produce more than one overtime touchdown run in a season. He joined LaDainian Tomlinson as the NFL's only players with multiple career touchdown runs in overtime. Tomlinson had three during his career. Henry's 24-yard rushing attempt in the fourth quarter put him over the 1,000-yard mark for the third consecutive season and made him the fourth player in franchise history to record three consecutive 1,000-yard rushing seasons, along with Earl Campbell (1978–1981), Eddie George (1996–2000) and Chris Johnson (2008–2013). Henry's overtime touchdown improved his career total to 50 touchdowns (rushing and receiving), becoming the fifth player in franchise history to score at least 50 career touchdowns of any kind (Eddie George, Earl Campbell, Chris Johnson and Charlie Hennigan). Henry was named the FedEx Ground Player of the Week.

➤ **At Indianapolis (11/29)**, totaled 27 rushing attempts for 178 yards and three touchdowns. He hit the 100-yard mark on his 31-yard carry in the second quarter to notch his third consecutive 100-yard game. He registered his third career game with at least three rushing touchdowns with a 12-yard touchdown run in the first quarter and scoring runs of one yard and 11 yards in the second quarter. It was his 12th career game with two or more rushing touchdowns. He joined Earl Campbell (73), Eddie George (64) and Chris Johnson (50) as the only players in franchise history with 50 rushing touchdowns. On his second touchdown of the day, he passed Charlie Hennigan (51) for fourth place on the franchise's all-time touchdowns list (53) to trail only George (74), Campbell (73) and Johnson (58) on the franchise list. He went over the 5,000-yard career rushing mark on his 31-yard carry in the second quarter, becoming the fourth player in franchise history to reach the plateau, joining George (10,009), Campbell (8,574) and Johnson (7,965). In the first half alone, he totaled 17 rushing attempts for 140 yards and three touchdowns to surpass his previous first-half career high of 129 rushing yards against Jacksonville on Dec. 6, 2018. Henry became the third player in franchise history to rush for 1,200 yards and 10 touchdowns in at least two consecutive seasons, joining Campbell (1978–1981) and Johnson



(2009–2010). He recorded his 20th consecutive game in the regular season and playoffs with at least 18 rushing attempts, the second-longest streak of its kind in the NFL since 1948. The only player with more consecutive 18-carry games in the regular season and postseason was Emmitt Smith, whose streak was 23 games with the Dallas Cowboys from 1995 to 1996. Henry extended his streak to eight consecutive regular season road games with at least 100 rushing yards. Going back to 1960, the streak is tied for the second-longest continuous stretch of its kind, trailing Barry Sanders' 10-game streak from 1996 to 1997 and tying Johnson's eight-game streak from 2009 to 2010. With 178 rushing yards and seven receiving yards (two receptions), his 185 scrimmage yards ranked fifth in his career. Additionally, Henry became the fourth player in NFL history with three games with at least 175 rushing yards and three rushing touchdowns in their first five seasons, joining Jim Brown (five games), LaDainian Tomlinson (three) and Adrian Peterson (three). Henry was named the FedEx Ground Player of the Week for the second consecutive week.

➤ **Against Cleveland (12/6)**, totaled 60 yards on 15 rushing attempts (4.0 avg.) and added a nine-yard reception. He had his streak of 14 consecutive games without a fumble ended in the first quarter.

➤ **At Jacksonville (12/13)**, totaled 26 rushing attempts for 215 yards and a pair of touchdowns, logging his fourth career game with at least 200 rushing yards and two touchdowns. He became the NFL's first player to record four such performances, breaking Jim Brown's NFL record of three games that was later matched by Barry Sanders and LaDainian Tomlinson. With four career 200-yard rushing games, he tied Brown, Earl Campbell, Sanders and Tomlinson for fourth place in NFL history behind Adrian Peterson (six), O.J. Simpson (six) and Tiki Barber (five). He became the third player in NFL history with four 200-yard rushing games in his first five seasons, joining Campbell and Tomlinson. He also became the NFL's fifth player to rush for at least 175 and two touchdowns three times in a season, joining Jamal Lewis (2003), Joe Morris (1986), Tomlinson (2006) and Ricky Williams (2002). Henry's 215 rushing yards ranked fifth in franchise history for a single game and were the second-most in his career. He registered his ninth consecutive road game with at least 100 rushing yards, passing Chris Johnson (eight games from 2009-10) for the second-longest such streak in NFL history and trailing only Sanders (10 games from 1996-97). With two touchdown runs against the Jaguars, which went for 36 yards and one yard, Henry recorded his 51st and 52nd career rushing touchdowns, passing Johnson (50) for third place on the franchise's all-time rushing touchdowns list. Against the Jaguars he accounted for five rushing attempts for 75 yards and one touchdown on a single drive in the second quarter. He took a handoff on all five of the plays on the possession, which included a 22-yard carry and a 36-yard touchdown to cap the series. He had 15 rushing attempts for 122 yards and one touchdown in the first half alone. It marked his fourth career game and his second game of 2020 (Nov. 29 at Indianapolis) with at least 100 yards in the first half. His 47-yard rushing attempt in the third quarter set up a Titans touchdown on the next play and was his ninth career rushing attempt of at least 47 yards (second of 2020). Henry was named the FedEx Ground Player of the Week.

➤ **Against Detroit (12/20)**, recorded 24 rushing attempts for 147 yards and one touchdown, logging his ninth 100-yard rushing game of 2020 and his 19th career 100-yard game in the regular season (22nd including playoffs). His effort included a long rushing attempt of 33 yards, which set up a touchdown in the fourth quarter. He scored his 15th touchdown of the season on a three-yard run in the first quarter. With the touchdown, he joined Terrell Davis (1997-98), Shaun Alexander (2004-05) and Larry Johnson (2005-06) as the only players in NFL history to rush for 1,500 yards and 15 touchdowns in two consecutive seasons. He established a new career high for rushing yards in a season, surpassing the 1,540 yards he had in 2019. He registered his first career two-point conversion on a carry in the fourth quarter. Henry was named the FedEx Ground Player of the Week.

➤ **At Green Bay (12/27)**, totaled 98 rushing yards on 23 attempts. With 1,777 yards, he passed Earl Campbell's 1979 total of 1,697 yards to rank third on the franchise's all-time single-season rushing list. He recorded his 11th game of the season with at least 20 carries, the most by an NFL player in a season since Ezekiel Elliott had 12 such games in 2016.

➤ **At Houston (1/3)**, totaled 34 rushing attempts for a franchise-record 250 yards with two touchdowns. He broke his own club record of 238 rushing yards, established against the Jacksonville Jaguars on Dec. 6, 2018. Henry's 250 rushing yards tied for the 13th-best single-game total in the NFL since 1948. On a six-yard run in the fourth quarter, he became the

eighth player in NFL history to rush for at least 2,000 yards in a season (2,027). He registered his ninth career rushing touchdown of 50-plus yards since entering the NFL in 2016, sprinting for a 52-yard touchdown in the second quarter, and he added a six-yard touchdown run in the third quarter. He went over the 200-yard mark on a 45-yard run in the third quarter. In doing so became the first player in NFL history with three 200-yard rushing games against a single opponent, and he did so in three consecutive games against the Texans. With 34 rushing attempts, he set a career high in the regular season. He was named AFC Offensive Player of the Week.

➤ **Against Baltimore (1/10)**, rushed for 40 yards on 18 attempts, improving his career postseason numbers to 136 carries for 670 yards. His 670 postseason rushing yards ranked fourth in NFL history for a player's first six playoff games behind only Terrell Davis (871), John Riggins (759) and Eric Dickerson (674).

**Henry's 2020 Game-by-Game Statistics:**

Date/Opp	G/S	Rushing						Receiving			
		Att	Yds	Avg	Lg	TD	Rec	Yds	Avg	Lg	TD
9/14 at Den	RB	31	116	3.7	13	0	3	15	5.0	6	0
9/20 vs Jax	RB	25	84	3.4	14	0	0	0	-	-	0
9/27 at Min	RB	26	119	4.6	16	2	2	11	5.5	6	0
10/13 vs Buf	RB	19	57	3.0	12	2	1	6	6.0	6	0
10/18 vs Hou	RB	22	212	9.6	94t	2	2	52	26.0	53	0
10/25 vs Pit	RB	20	75	3.8	17	1	2	-3	-1.5	-1	0
11/1 at Cin	RB	18	112	6.2	21	1	0	0	-	-	0
11/8 vs Chi	RB	21	68	3.2	26	0	0	0	-	-	0
11/12 vs Ind	RB	19	103	5.4	20	0	1	6	6.0	6	0
11/22 at Bal	RB	28	133	4.8	29t	1	1	-1	-1.0	-1	0
11/29 at Ind	RB	27	178	6.6	31	3	2	7	3.5	4	0
12/6 vs Cle	RB	15	60	4.0	10	0	1	9	9.0	9	0
12/13 at Jax	RB	26	215	8.3	47	2	2	7	3.5	6	0
12/20 vs Det	RB	24	147	6.1	33	1	2	5	2.5	6	0
12/27 at GB	RB	23	98	4.3	10	0	0	0	-	-	0
1/3 at Hou	RB	34	250	7.4	52t	2	0	0	-	-	0
1/10 vs Bal	RB	18	40	2.2	8	0	3	11	3.7	7	0

**Henry's Career Regular Season Statistics:**

Year	GP	GS	Att	Yds	Avg	Lg	TD	Rec	Yds	Avg	Lg	TD
2016	15	2	110	490	4.5	22	5	13	137	10.5	29	0
2017	16	2	176	744	4.2	75t	5	11	136	12.4	66t	1
2018	16	12	215	1,059	4.9	99t	12	15	99	6.6	21	0
2019	15	15	303	1,540	5.1	74t	16	18	206	11.4	75t	2
2020	16	16	378	2,027	5.4	94t	17	19	114	6.0	53	0
<b>Totals</b>	<b>78</b>	<b>47</b>	<b>1,182</b>	<b>5,860</b>	<b>5.0</b>	<b>99t</b>	<b>55</b>	<b>76</b>	<b>692</b>	<b>9.1</b>	<b>75t</b>	<b>3</b>

**Henry's Career Postseason Statistics:**

Year	GP	GS	Att	Yds	Avg	Lg	TD	Rec	Yds	Avg	Lg	TD
2017	2	2	35	184	5.3	35t	1	5	56	11.2	29	0
2019	3	3	83	446	5.4	66	2	5	21	4.2	22	0
2020	1	1	18	40	2.2	8	0	3	11	3.7	7	0
<b>Totals</b>	<b>6</b>	<b>6</b>	<b>136</b>	<b>670</b>	<b>4.9</b>	<b>66</b>	<b>3</b>	<b>13</b>	<b>88</b>	<b>6.8</b>	<b>29</b>	<b>0</b>

**Henry's Regular Season Single-Game Highs:**

- Rushing Attempts** - 34 at Houston (1/3/21)
- Rushing Yards** - 250 at Houston (1/3/21)
- Long Rush** - 99t vs. Jacksonville (12/6/18)
- Rushing Touchdowns** - 4 vs. Jacksonville (12/6/18)
- Receptions** - 4 vs. Jacksonville (10/27/16)
- Receiving Yards** - 75 at Cleveland (9/8/19)
- Long Reception** - 75t at Cleveland (9/8/19)
- Receiving Touchdowns** - 1 (Three times, last at Carolina, 11/3/19)

**Henry's Playoff Single-Game Highs:**

- Rushing Attempts** - 34 at New England (1/4/20)
- Rushing Yards** - 195 at Baltimore (1/11/20)
- Long Rush** - 66 at Baltimore (1/11/20)
- Rushing Touchdowns** - 1 (Three times, last at Kansas City, 1/19/20)
- Receptions** - 3 (Twice, last vs. Baltimore, 1/10/21)
- Receiving Yards** - 35 at Kansas City (1/6/18)
- Long Reception** - 29 at Kansas City (1/6/18)
- Receiving Touchdowns** - (none)

## DERRICK HENRY IN 2020

- Led the NFL and set a franchise record with 2,027 rushing yards in 2020, becoming the eighth player in league annals to rush for at least 2,000 yards in a season. His 2,027 rushing yards gave him the fifth-highest total in NFL history behind **Eric Dickerson's** 2,105 (1984), **Adrian Peterson's** 2,097 (2012), **Jamal Lewis' 2,066** (2003) and **Barry Sanders' 2,053** (1997). Henry broke **Chris Johnson's** franchise mark of 2,006 rushing yards in 2009.
- Named the Associated Press NFL Offensive Player of the Year and was named to his second consecutive Pro Bowl. He won his second consecutive FedEx Ground Player of the Year Award and added first-team AP All-Pro honors. Additionally, he earned first-team All-Pro honors from Pro Football Focus, Pro Football Writers of America and Sporting News and was the 101 Awards AFC Offensive Player of the Year.
- Became the first player since **LaDainian Tomlinson** (2006-07) to lead the NFL in rushing yards in consecutive seasons. Henry previously led the league in 2019 with 1,540 rushing yards.
- Became the fifth all-time NFL player to lead the NFL in rushing yards, attempts and rushing touchdowns in consecutive seasons. It is a feat that had not been attained since Cleveland's **Leroy Kelly** did it from 1967 to 1968. The only other players to achieve it are **Jim Brown** (1958-59), **Steve Van Buren** (1947-49) and **Bill Paschal** (1943-44).
- Established a single-game franchise record with 250 rushing yards on Jan. 3 at Houston. He broke his own club record of 238 rushing yards, established against the Jacksonville Jaguars on Dec. 6, 2018. Henry's 250 rushing yards tied for the 13th-best single-game total in the NFL since 1948.
- Became the first player in NFL history with five career games with at least 200 rushing yards and two rushing touchdowns.
- Became the fourth player in NFL history with at least five career 200-yard rushing games, joining **O.J. Simpson** (six), **Adrian Peterson** (six) and **Tiki Barber** (five).
- Set a career high with 17 rushing touchdowns in 2020, finishing with the second-best total in franchise history behind **Earl Campbell's** 19 rushing touchdowns in 1979.
- Finished the 2020 season with 1,221 rushing yards in road games, the most by any NFL running back since 1948. The previous high was held by **Eric Dickerson**, who had 1,087 rushing yards in road games for the Los Angeles Rams in 1984.



- Dating back to 2019, he had a streak of nine consecutive road games with at least 100 rushing yards, passing **Chris Johnson** (eight games from 2009-10) for the second-longest such streak in NFL history behind only Barry Sanders' 10-game road streak from 1996-97).
- Became the fifth player in NFL history with three 200-yard rushing games in a season, joining **Earl Campbell** (four in 1980), **O.J. Simpson** (1973), **Tiki Barber** (2005) and **Jay Ajayi** (2016).
- Became the first NFL player since **LaDainian Tomlinson** (2002-07) and the ninth player in NFL history to record at least three consecutive seasons in which he rushed for at least 1,000 yards and 12 touchdowns.
- Finished the season with 2,141 scrimmage yards (2,027 rushing and 114 receiving), which ranks second in franchise history behind **Chris Johnson's** 2,509 scrimmage yards in 2009.
- Registered 10 games in 2020 with at least 100 rushing yards to tie **Earl Campbell** (1980) for the third-most in franchise history. Only Campbell in 1979 (11) and **Chris Johnson** in 2009 (12) had more 100-yard rushing games in a Titans/Oilers season than Henry. Henry's 10 100-yard games in 2020 were the most in the NFL since Dallas running back **DeMarco Murray** had 12 in 2014.
- Became the NFL's first player to rush for at least 175 and two touchdowns four times in a season.
- Joined **Terrell Davis** (1997-98), **Shaun Alexander** (2004-05) and **Larry Johnson** (2005-06) as the only players in NFL history to rush for 1,500 yards and 15 touchdowns in two consecutive seasons.
- Established a streak of 20 consecutive games in the regular season and playoffs with at least 18 rushing attempts, the second-longest streak of its kind in the NFL since 1948. The only player with more consecutive 18-carry games in the regular season and postseason was **Emmitt Smith**, whose streak was 23 games with the Dallas Cowboys from 1995 to 1996.
- Became the first player in NFL history to produce more than one overtime touchdown run in a season. He joined **LaDainian Tomlinson** as the NFL's only players with multiple career touchdown runs in overtime. Tomlinson had three during his career.
- Joined **Bo Jackson**, **Ahman Green**, **Chris Johnson** and **Lamar Miller** as the only NFL players to record two career rushing touchdowns of at least 90 yards. Henry joined Miller (two 97-yard touchdown runs) as the only players to ever record multiple touchdown runs of at least 94 yards.

## THE 2,000-YARD CLUB

**Derrick Henry** was the eighth player in NFL history to reach the 2,000-yard rushing mark in a season. His 2,027 yards rank fifth all-time.

All-time NFL single-season rushing leaders:

Player	Team	Season	Rushing Yards
1. Eric Dickerson	Los Angeles Rams	1984	2,105
2. Adrian Peterson	Minnesota Vikings	2012	2,097
3. Jamal Lewis	Baltimore Ravens	2003	2,066
4. Barry Sanders	Detroit Lions	1997	2,053
5. <b>Derrick Henry</b>	<b>Tennessee Titans</b>	<b>2020</b>	<b>2,027</b>
6. Terrell Davis	Denver Broncos	1998	2,008
7. Chris Johnson	Tennessee Titans	2009	2,006
8. O.J. Simpson	Buffalo Bills	1973	2,003

## 2020 NFL RUSHING LEADERS

Titans running back **Derrick Henry** won the NFL's 2020 rushing title with 2,027 yards in 2020, outdistancing the next-closest competitor by 470 yards (1,557 by **Dalvin Cook**).

Henry became the first player to lead the NFL in rushing in consecutive seasons since **LaDainian Tomlinson** in 2006 and 2007. Since the 1970 AFL-NFL merger, Henry is the eighth different player to lead the league in rushing in back-to-back seasons. The list includes Tomlinson, **O.J. Simpson** (1972-73, 1975-76), **Earl Campbell** (1978-80), **Eric Dickerson** (1983-84), **Emmitt Smith** (1991-93), **Barry Sanders** (1996-97) and **Edgerrin James** (1999-2000).

NFL rushing yardage leaders in 2020:

Player	Team	Rushing Yards
1. <b>Derrick Henry</b>	<b>Tennessee Titans</b>	<b>2,027</b>
2. Dalvin Cook	Minnesota Vikings	1,557
3. Jonathan Taylor	Indianapolis Colts	1,169
4. Aaron Jones	Green Bay Packers	1,104
5. James Robinson	Jacksonville Jaguars	1,070
6. David Montgomery	Chicago Bears	1,070
7. Nick Chubb	Cleveland Browns	1,067
8. Josh Jacobs	Las Vegas Raiders	1,065
9. Lamar Jackson	Baltimore Ravens	1,005
10. Melvin Gordon	Denver Broncos	986

Henry also led the NFL with 17 rushing touchdowns in 2020. The total was tied for the second most in the NFL in a 10-year span (2011-20). In that time, only **LeGarrette Blount** (18 in 2016) had more than Henry, **Todd Gurley** (17 in 2018) and **LeSean McCoy** (17 in 2011).

NFL rushing touchdown leaders in 2020:

Player	Team	Rushing TDs
1. <b>Derrick Henry</b>	<b>Tennessee Titans</b>	<b>17</b>
2. Alvin Kamara	New Orleans Saints	16
Dalvin Cook	Minnesota Vikings	16
4. Josh Jacobs	Las Vegas Raiders	12
Cam Newton	New England Patriots	12
Nick Chubb	Cleveland Browns	12
7. Jonathan Taylor	Indianapolis Colts	11
Antonio Gibson	Washington Football Team	11
Kyler Murray	Arizona Cardinals	11
10. Kenyan Drake	Arizona Cardinals	10



## SINGLE-GAME FRANCHISE RUSHING

On Jan. 3, 2021, **Derrick Henry** rushed for 250 yards to break his own franchise single-game record. He now owns five of the top eight single-game rushing totals in team annals.

Most rushing yards in a game, franchise history:

Player	Date	Opponent	Rushing Yards
1. <b>Derrick Henry</b>	<b>1/3/21</b>	<b>at Houston</b>	<b>250</b>
2. <b>Derrick Henry</b>	<b>12/6/18</b>	<b>Jacksonville</b>	<b>238</b>
3. Chris Johnson	11/1/09	Jacksonville	228
4. Eddie George	8/31/97	Oakland	216
Billy Cannon	12/10/61	at New York	216
6. <b>Derrick Henry</b>	<b>12/13/20</b>	<b>at Jacksonville</b>	<b>215</b>
7. <b>Derrick Henry</b>	<b>10/18/20</b>	<b>Houston</b>	<b>212</b>
8. <b>Derrick Henry</b>	<b>12/29/19</b>	<b>at Houston</b>	<b>211</b>
9. Earl Campbell	11/16/80	at Chicago	203
Earl Campbell	10/19/80	Tampa Bay	203

## SINGLE-SEASON FRANCHISE RUSHING LEADERS

**Derrick Henry** recorded the top rushing season in franchise history with 2,027 rushing yards in 2020. He now owns two of the top five rushing seasons in franchise annals.

In 2019, Henry led the NFL with 1,540 yards, which at the time ranked fourth for a single Titans/Oilers season.

Most rushing yards in a season, franchise history:

Player	Season	Att	Yds	Avg	Long	TD
1. <b>Derrick Henry</b>	<b>2020</b>	<b>378</b>	<b>2,027</b>	<b>5.4</b>	<b>94t</b>	<b>17</b>
2. Chris Johnson	2009	358	2,006	5.6	91	14
3. Earl Campbell	1980	373	1,934	5.2	55	13
4. Earl Campbell	1979	368	1,697	4.6	61	19
5. <b>Derrick Henry</b>	<b>2019</b>	<b>303</b>	<b>1,540</b>	<b>5.1</b>	<b>74</b>	<b>16</b>
6. Eddie George	2000	403	1,509	3.7	35	14
7. Earl Campbell	1978	302	1,450	4.8	81	13
8. Eddie George	1997	357	1,399	3.9	30	6
9. Earl Campbell	1981	361	1,376	3.8	43	10
10. Eddie George	1996	335	1,368	4.1	76	8

## 1,000 RUSH YARDS/12 TOUCHDOWNS

Titans running back **Derrick Henry** rushed for 2,027 yards and 17 touchdowns in 2020. The performance came after he produced 1,059 rushing yards and 12 rushing touchdowns in 2018, followed by 1,540 rushing yards and 16 rushing touchdowns in 2019.

Henry became the first NFL player since **LaDainian Tomlinson** (2002-07) and the ninth player in NFL history to record at least three consecutive seasons in which he rushed for at least 1,000 yards and 12 touchdowns.

Players in NFL history with 1,000 rushing yards and 12 rushing touchdowns in three consecutive seasons:

Player	Team	Seasons	Total
<b>Derrick Henry</b>	<b>Tennessee</b>	<b>2018-2020</b>	<b>3</b>
LaDainian Tomlinson	San Diego	2002-2007	6
Rudi Johnson	Cincinnati	2004-2006	3
Shaun Alexander	Seattle	2001-2005	5
Terrell Davis	Denver	1996-1998	3
Emmitt Smith	Dallas	1994-1996	3
Barry Sanders	Detroit	1989-1991	3
Eric Dickerson	L.A. Rams	1983-1985	3
Earl Campbell	Houston	1978-1980	3

## SINGLE-SEASON RUSHING TDS, TEAM HISTORY

**Derrick Henry's** 17 rushing touchdowns in 2020 gave him the second-highest single-season total in team history. Only **Earl Campbell**—with 19 rushing touchdowns in 1979—had more.

**Most rushing touchdowns in a season, franchise history:**

Player	Season	Rushing TDs
1. Earl Campbell	1979	19
2. <b>Derrick Henry</b>	<b>2020</b>	<b>17</b>
3. <b>Derrick Henry</b>	<b>2019</b>	<b>16</b>
4. LenDale White	2008	15
5. Eddie George	2000	14
Chris Johnson	2009	14
7. Earl Campbell	1978	13
Earl Campbell	1980	13
9. <b>Derrick Henry</b>	<b>2018</b>	<b>12</b>
Earl Campbell	1983	12
Eddie George	2002	12

## FRANCHISE ALL-TIME RUSHING LEADERS

On Sept. 27, 2020, Titans running back **Derrick Henry** passed **Lorenzo White** (4,079 career rushing yards) for fourth place on the franchise's all-time rushing list. Henry trails only **Eddie George** (10,009), **Earl Campbell** (8,574) and **Chris Johnson** (7,965) on the list.

**Franchise all-time rushing leaders:**

Player	Seasons	Rushing Yards
1. Eddie George	1996–2003	10,009
2. Earl Campbell	1978–1984	8,574
3. Chris Johnson	2008–2013	7,965
4. <b>Derrick Henry</b>	<b>2016–2020</b>	<b>5,860</b>
5. Lorenzo White	1988–1994	4,079
6. Hoyle Granger	1966–1970, 1972	3,514
7. Steve McNair (QB)	1995–2005	3,439
8. Mike Rozier	1985–1990	3,426
9. Charles Tolar	1960–1966	3,277
10. Ronnie Coleman	1974–1981	2,769

## 300 CARRIES/15 TOUCHDOWNS/5.0 AVG

**Derrick Henry** won the NFL's rushing title with 303 carries for 1,540 yards and 16 touchdowns in 2019. He followed in 2020 with 378 carries for 2,027 yards and 17 touchdowns.

He became the first player in NFL history to produce multiple seasons with a minimum of 300 rushing attempts, a rushing average of at least 5.0 yards per carry and a minimum of 15 rushing touchdowns.

The only other players to do so once in their careers are **O.J. Simpson** (1975), **Terrell Davis** (1998), **Priest Holmes** (2002), **Ahman Green** (2003), **Larry Johnson** (2005), **Shaun Alexander** (2005), **LaDainian Tomlinson** (2016), **Ezekiel Elliott** (2016) and **Dalvin Cook** (2020).

**Individual seasons in NFL history with a minimum of 300 rushing attempts, 15 rushing touchdowns and a 5.0 rushing average in a single season:**

Player	Team	Season	Att	Yards	Avg	TD
<b>Derrick Henry</b>	<b>Tennessee</b>	<b>2020</b>	<b>378</b>	<b>2,027</b>	<b>5.4</b>	<b>17</b>
Dalvin Cook	Minnesota	2020	312	1,557	5.0	16
<b>Derrick Henry</b>	<b>Tennessee</b>	<b>2019</b>	<b>303</b>	<b>1,540</b>	<b>5.1</b>	<b>16</b>
Ezekiel Elliott	Dallas	2016	322	1,631	5.1	15
LaDainian Tomlinson	San Diego	2006	348	1,815	5.2	28
Shaun Alexander	Seattle	2005	370	1,880	5.1	27
Larry Johnson	Kansas City	2005	336	1,750	5.2	20
Ahman Green	Green Bay	2003	355	1,883	5.3	15
Priest Holmes	Kansas City	2002	313	1,615	5.2	21
Terrell Davis	Denver	1998	392	2,008	5.1	21
O.J. Simpson	Buffalo	1975	329	1,817	5.5	16

## CONSECUTIVE 100-YARD ROAD GAMES

Titans running back **Derrick Henry** recorded 149 rushing yards at Indianapolis on Dec. 1, 2019. Over the course of the next year, he registered at least 100 rushing yards in eight more consecutive regular season road games, increasing his streak to nine games before it ended with a 98-yard effort at Green Bay on Dec. 27, 2020.

In NFL history, Henry's streak is the second-longest continuous stretch of its kind. Detroit's **Barry Sanders** had 10 road games in a row with 100-plus yards from 1996 to 1997.

**Most consecutive road games with at least 100 rushing yards in NFL history:**

Player	Team	Dates	Games
1. Barry Sanders	Detroit	11/24/1996–12/14/1997	10
2. <b>Derrick Henry</b>	<b>Tennessee</b>	<b>12/1/2019–12/13/2020</b>	<b>9</b>
3. Chris Johnson	Tennessee	10/18/2009–10/18/2010	8
4. Marcus Allen	L.A. Raiders	11/3/1985–9/14/1986	7
5. Arian Foster	Houston	12/22/2011–11/22/2012	6
Gerald Riggs	Atlanta	10/13/1985–12/22/1985	6
DeMarco Murray	Dallas	9/14/2014–12/4/2014	6

## 2018–20 RUSHING TOUCHDOWN LEADERS

Since **Derrick Henry** became the team's primary ball carrier in 2018, he has the most rushing touchdowns in the NFL.

**NFL leaders in rushing touchdowns from 2018 to 2020:**

Player	Rushing Touchdowns
1. <b>Derrick Henry</b>	<b>45</b>
2. Todd Gurley	38
3. Alvin Kamara	35
4. Aaron Jones	33
5. Dalvin Cook	31
6. Nick Chubb	28
7. Melvin Gordon	27
Christian McCaffrey	27
9. Josh Allen	25
10. Ezekiel Elliott	24

## ACTIVE RUSHING AVERAGE LEADERS BY RBS

In passing 750 career rushing attempts on Dec. 8, 2019, **Derrick Henry** reached the minimum number of carries to qualify for franchise and NFL career rushing average records.

Among all active NFL running backs, Henry is at the top in career rushing average.

**Best career rushing average among all active NFL running backs (minimum 750 career attempts; through 2020):**

Player	Rushing Average
1. <b>Derrick Henry</b>	<b>4.96</b>
2. Dalvin Cook	4.76
3. Adrian Peterson	4.64
4. Mark Ingram	4.59
5. LeSean McCoy	4.52
Ezekiel Elliott	4.52
7. Lamar Miller	4.33
8. Alfred Morris	4.32
9. Frank Gore	4.28
10. Jordan Howard	4.24



## HENRY'S CAREER 100-YARD RUSHING GAMES

Date	Opp	W/L	No.	Yds.	Avg.	Lg	TD
1/3/21	at Houston	W	34	250	7.4	52t	2
12/6/18	Jacksonville	W	17	238	14.0	99t	4
12/13/20	at Jacksonville	W	26	215	8.3	47	2
10/18/20	Houston	W	22	212	9.6	94t	2
12/29/19	at Houston	W	32	211	6.6	53t	3
1/11/20	at Baltimore*	W	30	195	6.5	66	0
11/10/19	Kansas City	W	23	188	8.2	68t	2
1/4/20	at New England*	W	34	182	5.4	29	1
11/29/20	at Indianapolis	W	27	178	6.6	31	3
12/16/18	at N.Y. Giants	W	33	170	5.2	22	2
11/24/19	Jacksonville	W	19	159	8.4	74t	2
1/6/18	at Kansas City*	W	23	156	6.8	35t	1
12/1/19	at Indianapolis	W	26	149	5.7	34	1
12/20/20	Detroit	W	24	147	6.1	33	1
11/22/20	at Baltimore	W	28	133	4.8	29t	1
10/16/17	Indianapolis	W	19	131	6.9	72t	1
9/27/20	at Minnesota	W	26	119	4.6	16	2
9/14/20	at Denver	W	31	116	3.7	13	0
11/1/20	at Cincinnati	L	18	112	6.2	21	1
12/3/17	Houston	W	11	109	9.9	75t	1
11/12/20	Indianapolis	L	19	103	5.4	20	0
12/8/19	at Oakland	W	18	103	5.7	24	2
9/29/19	at Atlanta	W	27	100	3.7	16	0

\* Playoffs

## 65+ YARD SCRIMMAGE TOUCHDOWNS

Since the beginning of the 2017 campaign, **Derrick Henry** has scored eight total touchdowns—six rushing and two receiving—that have gone for 65 yards or more. He leads the NFL in that time period.

**Most scrimmage touchdowns of 65-plus yards, 2017-20:**

Player	65+ Yard Scrimmage Touchdowns
1. <b>Derrick Henry</b>	8
2. Tyreek Hill	6
3. Robby Anderson	4
Saquon Barkley	4
A.J. Brown	4
Kenyan Drake	4
JuJu Smith-Schuster	4
8. (nine tied)	3

**Derrick Henry's career scrimmage touchdowns of 65-plus yards:**

Date	Opponent	Rush/Rec	Yards
Dec. 6, 2018	Jacksonville	Rushing	99
Oct. 18, 2020	Houston	Rushing	94
Sept. 9, 2019	at Cleveland	Receiving	75
Dec. 3, 2017	Houston	Rushing	75
Nov. 24, 2019	Jacksonville	Rushing	74
Oct. 16, 2017	Indianapolis	Rushing	72
Nov. 10, 2019	Kansas City	Rushing	68
Dec. 31, 2017	Jacksonville	Receiving	66

## RUSHING TDS OF 50+ YARDS

Since he entered the NFL as a second-round draft pick in 2016, **Derrick Henry** has had a league-high nine touchdown runs of at least 50 yards, including three such runs in 2019 and two in 2020.

**Chris Johnson** (11) and **DeMarco Murray** (two) are the only other Tennessee players in the "Titans era" (1999–present) with more than one total rushing touchdown of at least 50 yards.

**Most rushing touchdowns of 50 yards or more from 2016–2020:**

Player	Rushing TDs
1. <b>Derrick Henry</b>	9
2. Saquon Barkley	6
3. Kenyan Drake	4
4. Nick Chubb	3
Isaiah Crowell	3
Aaron Jones	3
Christian McCaffrey	3
Miles Sanders	3
9. (several tied)	2

## RUSHING IN THE FOURTH QUARTER

Since 2017, running back **Derrick Henry** has accumulated more rushing yards in the fourth quarter than any other NFL running back, including a league-high 523 fourth-quarter rushing yards in 2020.

**Most fourth-quarter rushing yards from 2017–2020:**

Player	Att	Yds	Avg	Lg	TD
1. <b>Derrick Henry</b>	283	1,526	5.39	94	11
2. Ezekiel Elliott	249	1,099	4.41	31	10
3. Kareem Hunt	241	1,072	4.45	69	9
4. Todd Gurley	240	1,014	4.22	36	12
5. Nick Chubb	145	975	6.72	88	10
6. Kenyan Drake	185	890	4.81	69	10
7. Melvin Gordon	190	874	4.60	43	6
8. Alvin Kamara	176	801	4.55	49	11
9. Leonard Fournette	161	784	4.87	90	5
10. Dalvin Cook	158	763	4.83	70	8

## FIVE CONSEC. TEAM GAMES WITH RUSHING TD

**Derrick Henry** recorded a streak in 2020 of at least one rushing touchdown in five consecutive team games. It was his second such streak in as many seasons and tied for the longest such streak in franchise history. **DeMarco Murray** (2016) and **Earl Campbell** (twice—1979 and 1983) are the only other franchise players with five consecutive team games with a rushing touchdown.

**Most consecutive team games with a rushing touchdown, franchise history:**

Player	Season	Consec. Team Games with a Rushing TD
1. <b>Derrick Henry</b>	2020	5
<b>Derrick Henry</b>	2019	5
DeMarco Murray	2016	5
Earl Campbell	1983	5
Earl Campbell	1979	5
6. <b>Derrick Henry</b>	2018	4
LenDale White	2008	4
Eddie George	2000	4
Gary Brown	1993	4
Alonzo Highsmith	1989	4
Earl Campbell	1981	4
Earl Campbell	1979	4

## RUSHING YARDS SINCE WEEK 14 OF 2018

Since Dec. 6, 2018, when **Derrick Henry** set a then-franchise record with 238 rushing yards in a game against Jacksonville, he has been the NFL's rushing leader. He has over 1,000 yards more than any other player since that time.

### NFL rushing yards leaders since Week 14 of 2018:

Player	Rushing Yards
1. <b>Derrick Henry</b>	<b>4,152</b>
2. Dalvin Cook	2,995
3. Nick Chubb	2,863
4. Ezekiel Elliott	2,621
5. Lamar Jackson	2,502
6. Chris Carson	2,358
7. Aaron Jones	2,274
8. Josh Jacobs	2,215
9. Joe Mixon	1,978
10. David Montgomery	1,959

## 2019 NFL RUSHING LEADERS

Titans running back **Derrick Henry** claimed the NFL's 2019 rushing title with 1,540 yards on 303 carries (5.1 avg.). The next-closest finisher was Cleveland's **Nick Chubb**, who had 1,494 rushing yards.

Henry joined **Billy Cannon** (AFL, 1961), **Earl Campbell** (1978-80) and **Chris Johnson** (2009) as the only running backs in franchise history to lead their respective leagues in rushing.

### NFL rushing leaders in 2019:

Player	Team	Rushing Yards
1. <b>Derrick Henry</b>	<b>Tennessee Titans</b>	<b>1,540</b>
2. Nick Chubb	Cleveland Browns	1,494
3. Christian McCaffrey	Carolina Panthers	1,387
4. Ezekiel Elliott	Dallas Cowboys	1,357
5. Chris Carson	Seattle Seahawks	1,230
6. Lamar Jackson	Baltimore Ravens	1,206
7. Leonard Fournette	Jacksonville Jaguars	1,152
8. Josh Jacobs	Oakland Raiders	1,150
9. Joe Mixon	Cincinnati Bengals	1,137
10. Dalvin Cook	Minnesota Vikings	1,135

## 2019 TOUCHDOWN LEADERS

Titans running back **Derrick Henry** tied Green Bay's **Aaron Jones** for the NFL lead with 16 rushing touchdowns in 2019.

Additionally, Henry ranked third in the NFL with 18 total touchdowns behind Carolina's **Christian McCaffrey** and Jones, who each scored 19 total touchdowns.

### NFL leaders in rushing touchdowns in 2019:

Player	Team	Rushing TDs
1. <b>Derrick Henry</b>	<b>Tennessee Titans</b>	<b>16</b>
Aaron Jones	Green Bay Packers	16
3. Christian McCaffrey	Carolina Panthers	15
4. Dalvin Cook	Minnesota Vikings	13
5. Todd Gurley	Los Angeles Rams	12
Ezekiel Elliott	Dallas Cowboys	12

### NFL leaders in total touchdowns in 2019:

Player	Team	Total TDs
1. Christian McCaffrey	Carolina Panthers	19
Aaron Jones	Green Bay Packers	19
3. <b>Derrick Henry</b>	<b>Tennessee Titans</b>	<b>18</b>
4. Mark Ingram	Baltimore Ravens	15
5. Ezekiel Elliott	Dallas Cowboys	14
Todd Gurley	Los Angeles Rams	14

## 3 CONSEC. GAMES W/ 200 SCRIMMAGE YDS

From the final week of the 2019 regular season (Dec. 29 at Houston) through the Titans' first two playoff games (Jan. 4 at New England and Jan. 11 at Baltimore), **Derrick Henry** became the **first player in NFL history to rush for at least 180 yards in three consecutive regular season or postseason games.**

He also became only the third player since the 1970 NFL-AFL merger to have 200 scrimmage yards in three consecutive games. The other two players to accomplish the feat were Chicago Bears running back **Walter Payton** (1977) and Pittsburgh Steelers running back **Le'Veon Bell** (2014).

During the 2019 regular season and playoffs, Henry and Carolina Panthers running back **Christian McCaffrey** (two) were the only two players with multiple 200-yard scrimmage games. Together they accounted for five of the 14 such individual performances.

### Most consecutive games with at least 200 scrimmage yards in the regular season and/or postseason, 1970–present:

Player	Team	Dates	Games
1. <b>Derrick Henry</b>	<b>Tennessee</b>	<b>Dec. 29, 2019–Jan. 11, 2020</b>	<b>3</b>
Le'Veon Bell	Pittsburgh	Nov. 17–Dec. 7, 2014	3
Walter Payton	Chicago	Nov. 13–Nov. 24, 1977	3
4. (several tied)			2

## 2018 NFL RUSHING LEADERS

**Derrick Henry** recorded 215 carries in 2018 for 1,059 yards. He ranked second in the AFC in rushing yardage behind Cincinnati's **Joe Mixon** (1,168) and ranked seventh overall in the NFL.

### NFL rushing leaders in 2018 (rushing yards):

Player	Team	Rushing Yards
1. Ezekiel Elliott	Dallas Cowboys	1,434
2. Saquon Barkley	New York Giants	1,307
3. Todd Gurley	Los Angeles Rams	1,251
4. Joe Mixon	Cincinnati Bengals	1,168
5. Chris Carson	Seattle Seahawks	1,151
6. Christian McCaffrey	Carolina Panthers	1,098
7. <b>Derrick Henry</b>	<b>Tennessee Titans</b>	<b>1,059</b>
8. Adrian Peterson	Washington Redskins	1,042
9. Phillip Lindsay	Denver Broncos	1,037
10. Nick Chubb	Cleveland Browns	996

## 2018 RUSHING TOUCHDOWN LEADERS

**Derrick Henry's** scored a career-high 12 rushing touchdowns in 2018. He tied for the third-highest rushing touchdown total in the NFL.

Henry became the first Titans player with 12 rushing touchdowns in a season since **Chris Johnson** had 14 rushing touchdowns in 2009.

### Most rushing touchdowns in 2018:

Player	Team	Rushing TDs
1. Todd Gurley	Los Angeles Rams	17
2. Alvin Kamara	New Orleans Saints	14
3. <b>Derrick Henry</b>	<b>Tennessee Titans</b>	<b>12</b>
4. James Conner	Pittsburgh Steelers	12
5. Saquon Barkley	New York Giants	11
6. Melvin Gordon	Los Angeles Chargers	10
7. Phillip Lindsay	Denver Broncos	9
8. Chris Carson	Seattle Seahawks	9
9. Marlon Mack	Indianapolis Colts	9
10. Jordan Howard	Chicago Bears	9

## DECEMBER TO REMEMBER

In five games in the month of December 2018, **Derrick Henry's** rushing totals included 97 carries for 625 yards and eight touchdowns. His 625 yards were the most by any NFL player in any calendar month in 2018.

Additionally, Henry authored one of only four calendar months for the franchise since 1970 in which a player rushed for at least 600 yards. **Chris Johnson** (800 rushing yards in November 2009) and **Earl Campbell** (633 in October 1980; 662 in November 1980) were the organization's only other players to accomplish the feat in that timespan.

Henry's December rushing totals included 40 yards against the New York Jets (Dec. 2), a franchise-record 238 yards against the Jacksonville Jaguars (Dec. 6), 170 yards at the New York Giants (Dec. 16), 84 yards against the Washington Redskins (Dec. 22) and 93 yards against the Indianapolis Colts (Dec. 30).

For his efforts, Henry was named AFC Offensive Player of the Month.

### Titans/Oilers with 500 rushing yards in any calendar month from 1970-2019 (includes playoffs):

Player	Season	Month	Rushing Yards
1. Chris Johnson	2009	November	800
2. Earl Campbell	1980	November	662
3. Earl Campbell	1980	October	633
4. <b>Derrick Henry</b>	<b>2018</b>	<b>December</b>	<b>625</b>
5. <b>Derrick Henry</b>	<b>2020</b>	<b>November</b>	<b>594</b>
6. Earl Campbell	1979	September	569
7. <b>Derrick Henry</b>	<b>2019</b>	<b>December</b>	<b>549</b>
8. Eddie George	2000	October	548
9. Earl Campbell	1979	November	534
10. <b>Derrick Henry</b>	<b>2020</b>	<b>December</b>	<b>520</b>
11. DeMarco Murray	2016	October	511
12. Earl Campbell	1981	October	510

## RECORD-SETTING NIGHT

On Dec. 6, 2018, **Derrick Henry** had one of the most memorable rushing performances in NFL history on Thursday Night Football. He rushed for a then-team-record 238 yards and four touchdowns (tied franchise record), including a 99-yard touchdown run.

[WATCH: Highlights from Derrick Henry's performance on 12/6/18](#)

Henry's 238 rushing yards set a new franchise record, breaking **Chris Johnson's** mark of 228 yards against the Jaguars on Nov. 1, 2009. It was the highest single-game rushing total in the NFL in 2018 and the league's highest total since **Doug Martin's** 251 rushing yards for the Tampa Bay Buccaneers against the Oakland Raiders on Nov. 4, 2012.

Henry later broke his own record with 250 rushing yard at Houston on Jan. 3, 2021 to take possession of five of the top eight single-game rushing totals in team annals.

### Most rushing yards in a game, franchise history:

Player	Date	Opponent	Rushing Yards
1. <b>Derrick Henry</b>	<b>1/3/21</b>	<b>at Houston</b>	<b>250</b>
2. <b>Derrick Henry</b>	<b>12/6/18</b>	<b>Jacksonville</b>	<b>238</b>
3. Chris Johnson	11/1/09	Jacksonville	228
4. Eddie George	8/31/97	Oakland	216
Billy Cannon	12/10/61	at New York	216
6. <b>Derrick Henry</b>	<b>12/13/20</b>	<b>at Jacksonville</b>	<b>215</b>
7. <b>Derrick Henry</b>	<b>10/18/20</b>	<b>Houston</b>	<b>212</b>
8. <b>Derrick Henry</b>	<b>12/29/19</b>	<b>at Houston</b>	<b>211</b>
9. Earl Campbell	11/16/80	at Chicago	203
Earl Campbell	10/19/80	Tampa Bay	203

In the second quarter, Henry took a handoff from **Marcus Mariota** inside his own one-yard line and raced 99 yards for a touchdown. It was the second 99-yard run in NFL history, tying **Tony Dorsett's** record-setting touchdown run for the Dallas Cowboys against the Minnesota Vikings on Jan. 3, 1983. It was also the team record, topping Johnson's 94-yard touchdown run against the New York Jets on Dec. 17, 2012. The only other runs in franchise history of at least 90 yards were Johnson's 91-yard rush against the Houston Texans on Sept. 20, 2009 and a 91-yarder by Sid Blanks against the Jets on Dec. 13, 1964.

Henry's 99-yard touchdown run tied for the longest scrimmage play in NFL history. It was the 15th such play, including his and Dorsett's runs and 13 passing plays. The last 99-yard scrimmage play before Henry's was New York Giants wide receiver **Victor Cruz's** 99-yard reception from **Eli Manning** against the New York Jets on Dec. 24, 2011.

### Longest runs from scrimmage in NFL history:

Player	Team	Date	Opponent	Rushing Yards
1. <b>Derrick Henry</b>	<b>Tennessee</b>	<b>12/6/18</b>	<b>Jacksonville</b>	<b>99t</b>
Tony Dorsett	Dallas	1/3/83	Minnesota	99t
3. Ronald Jones	Tampa Bay	11/15/20	Carolina	98t
Ahman Green	Green Bay	12/28/03	Denver	98t
5. Lamar Miller	Houston	11/26/18	Tennessee	97t
Lamar Miller	Miami	12/28/14	N.Y. Jets	97t
Andy Uram	Green Bay	10/8/39	Chi. Cardinals	97t
Bob Gage	Pittsburgh	12/4/49	Chi. Bears	97t

Henry scored on a three-yard run in the first quarter, a 99-yard run in the second quarter, a 16-yard run in the third quarter, and finally a 54-yard run in the third quarter. He tied the franchise record and became the third player in franchise history to rush for four touchdowns in a game, joining Earl Campbell (against Miami on Nov. 20, 1978) and Lorenzo White (against Cleveland on Dec. 9, 1990).

The only franchise player with more overall touchdowns in a game than Henry was Oilers running back **Billy Cannon**, who had five total touchdowns (three rushing, two receiving) at the New York Titans on Dec. 10, 1961. Henry became the first NFL player with four rushing touchdowns in a game since New England Patriots running back **Jonas Gray** at Indianapolis on Nov. 16, 2014.

### Most rushing touchdowns in a game, franchise history:

Player	Date	Opponent	Rushing Touchdowns
1. <b>Derrick Henry</b>	<b>12/6/18</b>	<b>Jacksonville</b>	<b>4</b>
Lorenzo White	12/9/90	Cleveland	4
Earl Campbell	11/20/78	Miami	4
4. (several tied)			3

Additionally, Henry's rushing performance against the Jaguars accomplished the following:

- He became the ninth NFL player since 1975 with at least one 90-yard run and at least one 60-yard reception in his career. The others were **Tony Dorsett**, **Garrison Hearst**, **Tiki Barber**, **Chris Johnson**, **Jamaal Charles**, **Herschel Walker**, **Warrick Dunn** and **Adrian Peterson**.
- Henry became the seventh NFL player since the 1970 AFL-NFL merger with at least four rushing touchdowns and at least 200 rushing yards in a game, joining **Clinton Portis**, **Barry Sanders**, **Doug Martin**, **Jonas Gray**, **Mike Anderson** and **Corey Dillon**. Henry became the first to accomplish the feat in fewer than 20 carries (17).
- He matched former Titans running back **Chris Johnson** as the only players in NFL history with a rushing touchdown of at least 90 yards and a rushing touchdown of at least 50 yards in the same game. Johnson accomplished the feat against the Houston Texans on Sept. 20, 2009.
- His 24 points tied for the fourth-highest single-game total in franchise history, trailing only **Billy Cannon** (30 on Dec. 10, 1961), **Rob Bironas** (26 on Oct. 21, 2007) and **George Blanda** (26 on Sept. 18, 1960). **Earl Campbell** (Nov. 20, 1978) and **Lorenzo White** (Dec. 9, 1990) also had 24 points on four touchdowns in a single game.
- His 238 rushing yards and four rushing touchdowns were each the most in any Thursday Night Football game in history.



## RUSHING YARDS IN A TWO-GAME SPAN

Following a franchise-record 238 rushing yards against the Jacksonville Jaguars on Dec. 6, 2018, **Derrick Henry** then totaled 170 rushing yards at the New York Giants on Dec. 16 to give him a franchise record of 408 rushing yards in a two-game span.

The previous record of 405 rushing yards in two games was set by **Earl Campbell** in 1980, when Campbell posted 203 yards against Tampa Bay (Oct. 19) and 202 yards against Cincinnati (Oct. 26).

**Most total rushing yards in two consecutive games, franchise history:**

Player	Game 1	Yds	Game 2	Yds	Total
<b>Derrick Henry</b>	<b>12/6/18 vs. Jax</b>	<b>238</b>	<b>12/16/18 at NYG</b>	<b>170</b>	<b>408</b>
Earl Campbell	10/19/80 vs. TB	203	10/26/80 vs. Cin	202	405

## RUSHING YARDS IN A TITANS PLAYOFF GAME

On Jan. 4, 2020, **Derrick Henry** rushed for 182 yards and one touchdown on 34 attempts in a wild card playoff victory at New England. In doing so, he set a new franchise single-game postseason record for rushing yards in a game, surpassing **Eddie George's** 162 yards at Indianapolis on Jan. 16, 2000.

One week later, on Jan. 11, 2020, Henry broke his own record, going for 195 rushing yards on 30 carries at Baltimore.

Henry now owns two of the top three rushing games in franchise postseason history.

**Most single-game rushing yards in franchise postseason history:**

Player	Date	Opp	Att	Yds	Avg	TD
<b>1. Derrick Henry</b>	<b>1/11/20</b>	<b>at Bal</b>	<b>30</b>	<b>195</b>	<b>6.5</b>	<b>0</b>
<b>2. Derrick Henry</b>	<b>1/4/20</b>	<b>at NE</b>	<b>34</b>	<b>182</b>	<b>5.4</b>	<b>1</b>
3. Eddie George	1/16/00	at Ind	26	162	6.2	1
<b>4. Derrick Henry</b>	<b>1/6/18</b>	<b>at KC</b>	<b>23</b>	<b>156</b>	<b>6.8</b>	<b>1</b>
5. Earl Campbell	12/31/78	at NE	27	118	4.4	1
6. Eddie George	1/8/00	Buf	29	106	3.7	0
7. Eddie George	1/30/00	StL (SB)	28	95	3.4	2

## SCRIMMAGE YARDS IN A TITANS PLAYOFF GAME

**Derrick Henry's** 182 rushing yards and 22 receiving yards in the team's wild card playoff victory at New England on Jan. 4, 2020 gave him a franchise-record 204 scrimmage yards.

Henry broke his own record of 191 scrimmage yards in a wild card playoff contest at Kansas City on Jan. 6, 2018 (156 rushing, 35 receiving).

On Jan. 11, 2020, one week after establishing the current record, Henry had 202 scrimmage yards (195 rushing, seven receiving) at Baltimore, giving him the three biggest scrimmage yards totals in franchise postseason history.

Prior to Henry, the organization record stood for 57 years. It was set on Jan. 1, 1961, when **Billy Cannon** had 178 scrimmage yards against the Los Angeles Chargers.

**Most single-game scrimmage yards in franchise postseason history:**

Player	Date	Opp	Rush Yards	Rec Yards	Scrim Yards
<b>1. Derrick Henry</b>	<b>1/4/20</b>	<b>at NE</b>	<b>182</b>	<b>22</b>	<b>204</b>
<b>2. Derrick Henry</b>	<b>1/11/20</b>	<b>at Bal</b>	<b>195</b>	<b>7</b>	<b>202</b>
<b>3. Derrick Henry</b>	<b>1/6/18</b>	<b>at KC</b>	<b>156</b>	<b>35</b>	<b>191</b>
4. Billy Cannon	1/1/61	LAC	50	128	178
5. Eddie George	1/16/00	at Ind	162	14	176
6. Eddie George	1/7/01	Bal	91	52	143
7. Ernest Givins	12/31/89	at Pit	0	136	136

## RUSHING YARDS IN A SINGLE POSTSEASON

**Derrick Henry** accumulated 446 rushing yards during the 2019 playoffs. He had 182 yards on 34 carries in the wild card round at New England, followed by 195 yards on 30 attempts in the divisional round at Baltimore. In the AFC championship game, he had 69 yards on 19 rushing attempts.

Henry's average of 148.7 rushing yards per game ranked fourth in NFL history for players with at least two games played. Only a trio of Pro Football Hall of Fame members—Denver Broncos running back **Terrell Davis** (156.0 in 1998), Los Angeles Raiders running back **Marcus Allen** (155.3 in 1983) and Washington Redskins running back **John Riggins** (152.5 in 1982) have averaged more rushing yards in a single postseason than Henry.

In Titans/Oilers history, **Eddie George** established the previous record for average rushing yards in a single postseason during the 1999 playoffs. In four games, George carried the ball 108 times for 449 yards, or an average of 112.3 yards per contest.

**Most rushing yards per game in a single NFL postseason (minimum two games):**

Player	Team	Season	Games	Rush Yards	Per Game
1. Terrell Davis	Denver	1998	3	468	156.0
2. Marcus Allen	L.A. Raiders	1983	3	466	155.3
3. John Riggins	Washington	1982	4	610	152.5
<b>4. Derrick Henry</b>	<b>Tennessee</b>	<b>2019</b>	<b>3</b>	<b>446</b>	<b>148.7</b>
5. Eric Dickerson	L.A. Rams	1985	2	294	147.0
6. Terrell Davis	Denver	1997	4	581	145.3
7. Arian Foster	Houston	2011	2	285	142.5
8. Thurman Thomas	Buffalo	1990	3	390	130.0
9. Brian Westbrook	Philadelphia	2006	2	257	128.5
10. Fred Taylor	Jacksonville	1998	2	248	124.0

George's 449 yards during the team's run to Super Bowl XXXIV also established the franchise benchmark for most total rushing yards in a single postseason. Henry came within three yards of the mark in one fewer game.

**Most rushing yards in a single postseason, franchise history:**

Player	Season	Games	Rush Yards
1. Eddie George	1999	4	449
<b>2. Derrick Henry</b>	<b>2019</b>	<b>3</b>	<b>446</b>
3. Earl Campbell	1978	3	264
4. Steve McNair	1999	4	209
5. Derrick Henry	2017	2	184

Henry's 2019 playoff rushing yardage total ranked sixth in NFL history. It was the most by any NFL player since George's 1999 postseason.

**Most total rushing yards in a single NFL postseason:**

Player	Team	Season	Games	Rush Yards
1. John Riggins	Washington	1982	4	610
2. Terrell Davis	Denver	1997	4	581
3. Terrell Davis	Denver	1998	3	468
4. Marcus Allen	L.A. Raiders	1983	3	466
5. Eddie George	Tennessee	1999	4	449
<b>6. Derrick Henry</b>	<b>Tennessee</b>	<b>2019</b>	<b>3</b>	<b>446</b>
7. Thurman Thomas	Buffalo	1990	3	390
8. Natrone Means	Jacksonville	1996	3	358
9. Le'Veon Bell	Pittsburgh	2016	3	357
10. Freeman McNeil	N.Y. Jets	1982	3	349



## FRANCHISE PLAYOFF RUSHING LEADERS

In the 2020 postseason, **Derrick Henry** increased his career playoff totals to 670 rushing yards on 136 attempts. He is second on the franchise's all-time postseason rushing list.

During the 2019 playoffs, he passed **Earl Campbell** (420 career postseason rushing yards) to trail only **Eddie George** (776) on the Titans/Oilers franchise playoff rushing list.

### Franchise career postseason rushing leaders:

Player	Games	Att	Yards	Avg	TD
1. Eddie George	9	206	776	3.8	5
2. <b>Derrick Henry</b>	6	136	670	4.9	3
3. Earl Campbell	6	135	420	3.1	4
4. Steve McNair	9	54	349	6.5	6
5. Lorenzo White	7	76	264	3.5	1

## MORE TITANS RUNNING BACKS

### 41 - RB/FB KHARI BLASINGAME 6-0, 233, 2nd Year, Vanderbilt

➤ Blasingame was signed by the Titans to their active roster from the Minnesota Vikings' practice squad on Nov. 13, 2019.

➤ In his rookie season (2019), he saw action in six games with three starts at fullback, catching four passes for 54 yards and collecting two special teams tackles, tying for the team lead in special teams tackles twice in 2019 (at IND, at NE).

➤ The former Vanderbilt product played in all three postseason contests with a start at fullback and notched two special teams tackles and a forced fumble on coverage units.

➤ Made his first career start in his NFL debut against Jacksonville (11/24/19).

➤ Amassed 997 rushing yards and 15 rushing scores as well as 35 catches for 380 yards and two receiving touchdowns during his collegiate career at Vanderbilt.


➤ The New Market, Ala., native was originally signed by the Minnesota Vikings as a rookie free agent on May 3, 2019.

#### 2020 Notes:

➤ In 2020, he appeared in 15 games with seven starts during the regular season and caught four passes for 39 yards. He also started one postseason game. He was a key contributor as a blocker for Derrick Henry's 2,027 rushing yards, helping Henry become the eighth player in NFL history to reach the 2,000-yard rushing mark in a season.

➤ Placed on the reserve/COVID-19 list on Oct. 5 and removed from the list on Oct. 16.

➤ **At Indianapolis (11/29)**, recorded a 16-yard reception and helped block for Titans' ball carriers to gain 229 rushing yards, including 178 rushing yards by Derrick Henry.



### 32 - RB DARRYNTON EVANS

#### 5-10, 203, Rookie, Appalachian State

➤ The Oak Hill, Fla., native was selected by the Titans in the third round (93rd overall) of the 2020 NFL Draft.

➤ In three on-field seasons at Appalachian State (2016, 2018-19), Evans appeared in 39 games and made 22 starts.

➤ He was a two-time All-Sun Belt first-team selection and was the Sun Belt's Offensive Player of the Year in 2019. Evans was a two-time Sun Belt Championship Game MVP and MVP of the 2019 New Orleans Bowl.

➤ He finished his career with 2,884 rushing yards (ninth all-time at Appalachian State) despite being the primary running back for just 23 career games. Set school records for most career rushes without a fumble (482) and single-season rushes without a fumble (255 in 2019). Had 4,642 all-purpose yards, including 1,439 yards on kickoff returns and 319 yards as a receiver, plus 14 passing yards on a forward-flipped jet sweep. Scored 34 total touchdowns with 25 rushing, six receiving and a program-record three as a kick returner. Totaled 11 runs of at least 50 yards in his final two seasons.

#### 2020 Notes:

➤ In 2020, he appeared in five games as a rookie during the regular season and totaled 14 rushing attempts for 54 yards. He added two receptions for 27 yards and a touchdown and nine kickoff returns for 206 yards. He also appeared in one postseason contest, registering two kickoff returns for 46 yards and one yard on one rushing attempt.

➤ **At Minnesota (9/27)**, made his NFL debut and recorded three rushing attempts for nine yards.

➤ Placed on injured reserve on Oct. 15 and activated on Dec. 7.

➤ **Against Detroit (12/20)**, played for the first time since Oct. 13 and saw his most extensive playing time to date as a rookie. He totaled eight rushing attempts for 30 yards and two receptions for 27 yards, including his first career touchdown on a three-yard pass from Ryan Tannehill in the fourth quarter. He advanced the ball to Detroit's five-yard line on a 24-yard reception that set up a touchdown in the fourth quarter. Evans recorded his first career kickoff return for 28 yards in the second quarter. He totaled two kickoff returns for 45 yards.

➤ **At Green Bay (12/27)**, totaled six kickoff returns for 145 yards, including a 31-yard return. His six kickoff returns were the most in a game by a Titans player since Leon Washington's six returns against Arizona on Dec. 15, 2013, and his 145 kickoff return yards were the most by a Titans returner since Darius Jennings had 156 against the L.A. Chargers on Oct. 21, 2018. Evans added a three-yard rushing attempt.

➤ **Against Baltimore (1/10)**, returned two kickoffs 46 yards and recorded one rushing attempt for four yards in his postseason debut.



### 45 - RB D'ONTA FOREMAN

#### 6-1, 236, 3rd Year, Texas

➤ Joined the Titans practice squad on Sept. 29, 2020 and promoted to the 53-man roster on Nov. 7.

➤ Originally entered the NFL as a third-round pick (89th overall) of the Houston Texans in the 2017 NFL Draft.

➤ Prior to his arrival in Tennessee, the University of Texas product appeared in 11 NFL contests with one start over two seasons (2017-18) with the Texans. He posted 326 rushing yards on 85 carries with two rushing touchdowns and added eight catches for 111 yards with a receiving score.

➤ Foreman was released by the Texans during the 2019 preseason and was claimed off waivers by the Indianapolis Colts. He did not see any game action in 2019 after being waived injured by the Colts prior to the regular season.

#### 2020 Notes:

➤ In 2020, he appeared in six games during the regular season, totaling 22 carries for 95 yards and one reception for a five-yard touchdown.

➤ **At Cincinnati (11/1)**, made his first appearance in a Titans uniform and totaled five rushing attempts for 37 yards, including a 15-yard rushing attempt in the third quarter.

➤ **Against Indianapolis (11/12)**, caught a five-yard touchdown pass from Ryan Tannehill in the first quarter to register his second career touchdown reception (first of 2020). He totaled 18 yards on seven rushing attempts in addition to his touchdown catch.

➤ **At Indianapolis (11/29)**, recorded 28 yards on four carries.



## 28 - RB JEREMY McNICHOLS

5-9, 205, 1st Year, Boise State

➤ The Long Beach, Calif. native was re-signed by the Titans on August 26, 2020. He previously spent time on the Titans practice squad in 2018 and played the 2019 preseason with Tennessee, rushing for 108 yards on 26 carries. He also scored a touchdown on a 15-yard completion.

➤ Originally a fifth-round pick by Tampa Bay in the 2017 NFL Draft out of Boise State, McNichols has also spent time with the Jaguars, Bears, Broncos, Colts, and 49ers, playing in five games and registering four carries for eight yards.

➤ His junior year at Boise State (2016), he finished with 1,709 rushing yards (third in Boise State single-season history) and 23 rushing touchdowns (fourth) on 314 attempts (second). McNichols also caught 37 passes for 474 yards and four touchdowns. His 27 total touchdowns ranked second in the nation and third all-time in a single season at Boise State, while his 2,255 all-purpose yards were the second-most in a season in Boise State history.

➤ He set a Boise State record with 40 carries against Colorado State and posted just the fifth 100-100 game (100 rushing yards and 100 receiving yards) in Boise State history against BYU.

### 2020 Notes:

➤ In 2020, he appeared in all 16 games for the first time in his career. He ranked second on the team with 47 rushing attempts and totaled 204 rushing yards with one touchdown. He added 12 receptions for 55 yards. In one postseason game, he posted one rushing attempt for four yards.

➤ Spent the first two weeks of the 2020 season on the practice squad but played in each of the first two games after being elevated to the active roster (standard elevation).

➤ Signed to the 53-man roster from the practice squad on Sept. 23.

➤ **Against Buffalo (10/13)**, set career highs with nine carries and 28 rushing yards.

➤ **Against Houston (10/18)**, set a career high with 51 rushing yards on five attempts, including a career-long 20-yard run in the third quarter. He helped set up the game-winning touchdown in overtime with a 17-yard run.

➤ **At Cincinnati (11/1)**, rushed for 49 yards on four attempts, including a 17-yard run.

➤ **Against Indianapolis (11/12)**, rushed for 26 yards on three attempts, including a 16-yard run in the fourth quarter. He added an eight-yard reception.

➤ **At Indianapolis (11/29)**, rushed for 20 yards on eight attempts.

➤ **Against Cleveland (12/6)**, caught three passes for 15 yards and totaled two rushing attempts for two yards, including his first career touchdown. He scored on a one-yard run in the fourth quarter.



## 20 - RB SENORISE PERRY

6-0, 210, 6th Year, Louisville

➤ Perry was signed by the Titans as a free agent on April 30, 2020 after originally signing as a rookie free agent with the Chicago Bears in 2014 and later spending time with the Dolphins and Bills.

➤ Prior to joining the Titans, his totals included 11 rushing attempts for 33 yards and three receptions for three yards in 59 career games. He also returned 23 career kickoffs for 456 yards (19.8 avg.).

➤ In 2019, he appeared in 11 games for the Bills, totaling three carries for three yards. He added six special teams tackles, which ranked second on the team.

➤ In four seasons (2010-13) at Louisville, he played in 46 games with six starts and posted 289 carries for 1,409 yards and 18 touchdowns to go along with 36 receptions for 359 yards and a score. Tallied 22 kickoff returns for 513 yards. Collected 30 tackles and a forced fumble on special teams.

### 2020 Notes:

➤ In 2020, he appeared in all seven games during the regular season and recorded two rushing attempts for nine yards, two special teams tackles and one kickoff return for two yards.

➤ **Against Jacksonville (9/20)**, totaled two carries for nine yards, including a six-yard run for a first down during a third-quarter touchdown drive. They were his first two rushing attempts with the Titans.

➤ Placed on injured reserve on Sept. 23.

➤ Activated from injured reserve on Nov. 18.



## TITANS TIGHT ENDS

No.	Name	Ht	Wt	Exp	College
86	Firkser, Anthony	6-2	246	3	Harvard
85	Pruitt, MyCole	6-2	245	5	Southern Illinois
81	Smith, Jonnu	6-3	248	4	Florida International
87	Swaim, Geoff	6-4	260	6	Texas

## #81 - TE JONNU SMITH

6-3, 248, 4th Year, Florida International

[Click for complete bio](#)



Tight end **Jonnu Smith** completed his fourth NFL season in 2020. He was selected by the Titans in the third round (100th overall) of the 2017 NFL Draft.

Smith played in 15 games in 2020 and tied his career high with 14 starts. He set career highs with 41 receptions, 448 receiving yards and eight touchdown receptions, and he added two rushing attempts for four yards, including a touchdown. In one postseason start, he contributed two catches for nine yards.

His eight touchdown receptions in 2020 tied the franchise single-season record for tight ends, matching **Willie Frazier** (1965) and Pro Football Hall of Famer **Dave Casper** (1981). Smith's total also tied for third place in the NFL in 2020 (**Darren Waller**) behind only **Travis Kelce** (11) and **Robert Tonyan** (11).

Smith also played a pivotal role in 2020 as a blocker in the NFL's second-ranked rushing attack (168.1 yards per game) and in the league's sixth-best finish in sacks allowed (25).

In 2019, Smith returned from a serious knee injury in 2018 to play in all 16 games with a career-high 14 starts. He set then-career highs with 35 receptions and 439 receiving yards with three touchdowns. In the playoffs, he started all three games and contributed six receptions for 59 yards and one touchdown. He was named the team's 2019 Ed Block Courage Award recipient.

Smith's 2018 campaign came to a premature end when he suffered a knee injury against the Jacksonville Jaguars on Dec. 6 and was subsequently placed on injured reserve on Dec. 11. Prior to the injury, he played in 13 games with 12 starts and achieved then-career highs with 20 receptions, 258 receiving yards and three touchdowns. He led the club's tight ends in all three categories at the time of his injury.

During the 2017 regular season, Smith was one of three rookie tight ends to appear in all 16 games (**Gerald Everett** and **David**



**Njoku**) and one of two rookie tight ends with at least 13 starts (**O.J. Howard**). He caught 18 passes for 157 yards and two touchdowns, ranking fifth among all rookie tight end in receptions. He also caught three passes for 19 yards in two postseason games.

Smith concluded his four-year career at Florida International University's all-time leader among tight ends in receptions and receiving yards, totaling 178 receptions for 2,001 yards and 18 touchdowns. On the school's all-time receiving list, regardless of position, Smith finished fourth in receptions, fifth in receiving yards and third in receiving touchdowns.

Smith finished his collegiate career registering at least one reception in every game he played. The 43-game streak was the second-longest streak of its kind in school annals.

During his senior campaign, he started 11 games and earned second-team All-Conference USA honors. He registered 42 receptions for 506 yards and four touchdowns.

As a sophomore (2014), led all college tight ends with 61 receptions, 710 receiving yards and eight touchdown catches.

Smith is a native of Philadelphia, Pa.

#### 2020 Game Notes:

➤ **At Denver (9/14)**, totaled four receptions for 36 yards, including a one-yard touchdown reception on a pass from Ryan Tannehill in the fourth quarter. It was his ninth career touchdown reception. He also recorded a 22-yard reception on a screen play in the first quarter.

➤ **Against Jacksonville (9/20)**, led the team with a career-high 84 receiving yards on four receptions, including a pair of touchdown catches. He set a career long with a 63-yard reception on the first play from scrimmage. His touchdowns included a 13-yard grab in the first quarter and a four-yard reception in the second quarter. It marked his first career game with multiple touchdowns. He improved his season total to three touchdown receptions after also posting a one-yard touchdown catch in the season opener at Denver, and it marked the third time in his career with at least one touchdown in back-to-back games. He improved his career total to 11 touchdown receptions. Additionally, he drew a 22-yard pass interference penalty in the second quarter on third down.

➤ **At Minnesota (9/27)**, tied for the team lead with five receptions for a total of 61 yards. He went over the 1,000-yard career receiving mark with his 21-yard grab in the third quarter.

➤ **Against Buffalo (10/13)**, registered five receptions for 40 yards and a team-high two touchdowns. His two touchdowns tied his career high, established two games earlier against Jacksonville (Sept. 20). His touchdown grabs against the Bills included a four-yard catch in the third quarter and a seven-yarder in the fourth quarter. He surpassed his previous career high for a season of three touchdown catches (2018 and 2019).

➤ **Against Houston (10/18)**, logged his 50th career regular season game and recorded one reception for 13 yards before leaving the game with an injury.

➤ **Against Pittsburgh (10/25)**, caught one pass for nine yards.

➤ **At Cincinnati (11/1)**, caught two passes for 29 yards, including a long reception of 19 yards.

➤ **Against Chicago (11/8)**, caught two passes for 32 yards and a touchdown. He helped extend the Titans' lead in the fourth quarter with a 30-yard reception and a two-yard touchdown catch on the next play. It gave him six touchdown receptions in 2020 to extend his career high, and it made him the first Titans tight end with at least six touchdown receptions in a season since Delanie Walker (seven) in 2016.



➤ **Against Indianapolis (11/12)**, posted two receptions for 14 yards and also recorded his first career rushing touchdown on a one-yard run in the second quarter. He became the fourth NFL tight end with a rushing touchdown in 2020, joining Indianapolis' Trey Burton, the L.A. Rams' Gerald Everett and the N.Y. Giants' Evan Engram. Smith became the first Titans tight end with a rushing touchdown since Delanie Walker at Jacksonville on Sept. 17, 2017.

➤ **At Baltimore (11/22)**, totaled four receptions for 20 yards with one touchdown. On a one-yard touchdown catch on a pass from Ryan Tannehill in the first quarter, he established his first career three-game streak with at least one touchdown in each contest (rushing or receiving). With his seventh touchdown catch of 2020, he tied Delanie Walker (seven touchdown receptions in 2016) for the most single-season touchdown receptions by a tight end in the franchise's "Titans era" (1999–present). On his first catch, an eight-yarder in the first quarter, he notched his 100th career reception. He became the 12th tight end in franchise history to reach the mark.

➤ **Against Cleveland (12/6)**, he was inactive with a knee injury.

➤ **At Jacksonville (12/13)**, caught two passes for 20 yards.

➤ **Against Detroit (12/20)**, tied for the team lead with five receptions and totaled 52 receiving yards.

➤ **At Green Bay (12/27)**, totaled three receptions for 30 yards, including a 12-yard touchdown pass in the second quarter to give him eight touchdown receptions in 2020. He passed Delanie Walker (seven in 2016) for the most single-season touchdown receptions by a tight end in the franchise's "Titans era" (1999–present).

➤ **At Houston (1/3)**, caught one pass for eight yards.

➤ **Against Baltimore (1/10)**, totaled nine yards on two receptions.

#### Smith's Career Regular Season Statistics:

Year	GP	GS	Rec	Yds	Avg	Lg	TD
2017	16	13	18	157	8.7	32t	2
2018	13	12	20	258	12.9	61t	3
2019	16	14	35	439	12.5	57	3
2020	15	14	41	448	10.9	63	8
<b>Totals</b>	<b>60</b>	<b>53</b>	<b>114</b>	<b>1,302</b>	<b>11.4</b>	<b>63</b>	<b>16</b>

#### Smith's Career Postseason Statistics:

Year	GP	GS	Rec	Yds	Avg	Lg	TD
2017	2	1	3	19	6.3	10	0
2019	3	3	6	59	9.8	22	1
2020	1	1	2	9	4.5	5	0
<b>Totals</b>	<b>6</b>	<b>5</b>	<b>11</b>	<b>87</b>	<b>7.9</b>	<b>22</b>	<b>1</b>

#### Smith's NFL Regular Season Single-Game Highs:

**Receptions** - 6 (Twice, last vs. Tampa Bay, 10/27/19)

**Receiving Yards** - 84 vs. Jacksonville (9/20/20)

**Long Reception** - 63 vs. Jacksonville (9/20/20)

**Touchdowns** - 2 (Twice, last vs. Buffalo, 10/13/20)

#### Smith's NFL Playoff Single-Game Highs:

**Receptions** - 3 at Kansas City (1/19/20)

**Receiving Yards** - 38 at Kansas City (1/19/20)

**Long Reception** - 22 at Kansas City (1/19/20)

**Receiving Touchdowns** - 1 at Baltimore (1/11/20)

## TOUCHDOWNS BY TIGHT ENDS

Tight end **Jonnu Smith** tied for third place among NFL tight ends in total touchdowns in 2020. He reached the end zone on eight receptions and once on a rushing play to give him nine total touchdowns.

#### Most total touchdowns among NFL tight ends in 2020:

Player	Team	Rec TDs	Rush TDs	Total Tds
1. Robert Tonyan	Green Bay Packers	11	0	11
Travis Kelce	Kansas City Chiefs	11	0	11
3. <b>Jonnu Smith</b>	<b>Tennessee Titans</b>	<b>8</b>	<b>1</b>	<b>9</b>
Darren Waller	Las Vegas Raiders	9	0	9
5. Jimmy Graham	Chicago Bears	8	0	8
6. Jared Cook	New Orleans Saints	7	0	7
Mark Andrews	Baltimore Ravens	7	0	7
Rob Gronkowski	Tampa Bay Buccaneers	7	0	7
9. T.J. Hockenson	Detroit Lions	6	0	6
Hayden Hurst	Atlanta Falcons	6	0	6
Logan Thomas	Washington Football Team	6	0	6
Mike Gesicki	Miami Dolphins	6	0	6

## TDs BY FRANCHISE TIGHT ENDS

At Green Bay on Dec. 27, 2020, **Jonnu Smith** caught his eighth touchdown pass of the season. In doing so, he moved into a tie for first place on the franchise's all-time single-season leaderboard for touchdown catches among tight ends.

Smith's eight touchdown receptions in 2020 were the most by a Titans/Oilers tight end since Pro Football Hall of Famer **Dave Casper's** eight touchdown catches in 1981. Tight end **Willie Frazier** (eight in 1965) also had eight touchdown catches.

Smith recorded an additional rushing touchdown in 2020 to give him a franchise-best for tight ends of nine total touchdowns.

**Most single-season touchdown receptions by a tight end in franchise history (1960–present):**

Tight End	Year	Touchdown Receptions
1. <b>Jonnu Smith</b>	<b>2020</b>	<b>8</b>
Dave Casper	1981	8
Willie Frazier	1965	8
4. Delanie Walker	2016	7
Willard Dewveall	1963	7
6. Delanie Walker	2015	6
Delanie Walker	2013	6
Frank Wycheck	1996	6
Dave Casper	1982	6
Bob McLeod	1962	6

## YARDS AFTER CATCH

Tight end **Jonnu Smith** emerged in 2019 as one of the team's top playmakers and one of the NFL's most capable tight ends in production after the catch. He had 35 receptions for 439 yards during the season, and according to Sportradar, 273 of his receiving yards came after the catch—an average of 7.8 yards after each reception.

In 2020, Smith totaled 41 receptions for 448 yards, and 238 of his yards came after the catch (5.8 avg.).

Among all NFL tight ends from 2019 to 2020 (minimum 32 receptions), Smith's 6.7 average yards after catch ranked second. Only **Noah Fant** (6.9) and **George Kittle** (6.8) averaged more YAC than Smith.

**Per Sportradar, tight ends with the highest average yards after catch per reception in 2019 (minimum 32 receptions):**

Player	Team	Rec	Yds	YAC	Avg YAC
1. Noah Fant	Denver Broncos	102	1,235	707	6.9
2. George Kittle	San Francisco 49ers	133	1,687	899	6.8
3. <b>Jonnu Smith</b>	<b>Tennessee Titans</b>	<b>76</b>	<b>887</b>	<b>511</b>	<b>6.7</b>
4. Darren Fells	Houston Texans	55	653	345	6.3
5. Mo Alie-Cox	Indianapolis Colts	39	487	242	6.2
6. Josh Hill	New Orleans Saints	33	272	196	5.9
Dawson Knox	Buffalo Bills	52	676	304	5.9
8. Darren Waller	Las Vegas Raiders	197	2,341	1,142	5.8
9. Jordan Akins	Houston Texans	73	821	418	5.7
10. Tyler Higbee	Los Angeles Rams	113	1,255	634	5.6

## MORE TITANS TIGHT ENDS

### 86 - TE ANTHONY FIRKSER

**6-2, 246, 3rd Year, Harvard**



➤ Anthony Firkser was signed by the Titans during the 2018 offseason.

➤ In 2019, he set career highs with 15 games played and one start and contributed 14 receptions for 204 yards and one touchdown. He added three catches for 45 yards and a team-high two touchdowns in three playoff games.

➤ In 2018, Firkser spent the first two weeks of the season on the Titans' 53-man roster and played one game before spending the next three weeks on the practice squad. He was added back to the 53-man roster on Oct. 9 and went on to produce 19 receptions for 225 yards and one touchdown in 12 games.

➤ He was originally signed by the New York Jets as an undrafted free agent on May 5, 2017. After his release from the Jets, he spent time as a rookie on the practice squad of the Kansas City Chiefs and stayed with the Chiefs for part of the 2018 offseason.

➤ Firkser appeared in 29 games with 24 starts over four seasons at Harvard (2013-16) and caught 99 passes for 1,559 yards and 14 touchdowns. He finished his career ranked 12th all-time in school history in receptions, ninth all-time in receiving yards and sixth all-time in touchdown receptions. He was named to the All-Ivy League second team as both a junior and sophomore.

➤ He is a native of Manalapan, N.J.

#### 2020 Notes:

➤ In 2020, Firkser played in every game for the first time in his career. He set career highs with 39 receptions and 387 yards and caught one touchdown pass. His reception total and receiving yardage total each ranked fourth on the team and second among the club's tight ends. In one playoff contest, he registered a pair of receptions for 44 yards.

➤ **Against Jacksonville (9/20)**, contributed four receptions for 45 yards and forced a crucial pass interference penalty on third down during the game-winning drive in the fourth quarter.

➤ **Against Buffalo (10/13)**, recorded three catches for 19 yards.

➤ **Against Houston (10/18)**, led the team and registered career highs with eight receptions and 113 receiving yards. He notched his first touchdown reception of the season and the third touchdown catch of his career on a seven-yard pass from Ryan Tannehill in the first quarter. He posted a career-long 45-yard catch in the third quarter, topping his previous long of 39 yards (Dec. 8, 2019 at Oakland). During the game-tying drive late in the fourth quarter, he totaled two catches for 30 yards. His 113 receiving yards ranked 13th in franchise history among tight ends and were the most by a Titans tight end since Delanie Walker's 124 yards against the Green Bay Packers on Nov. 13, 2016. Firkser reached 50 career receptions on his final catch of the game.

➤ **At Cincinnati (11/1)**, posted two receptions for 36 yards, including a 26-yard grab in the fourth quarter.

➤ **Against Chicago (11/8)**, caught three passes for 19 yards, including two third-down conversions on scoring drives.

➤ **At Baltimore (11/22)**, tallied four receptions for 33 yards.

➤ **Against Cleveland (12/6)**, totaled 51 yards on five receptions. It was the second-highest reception total of his career and the third-highest yardage total of his career.

➤ **Against Detroit (12/20)**, caught a 20-yard pass to convert a third-and-11 during a third-quarter scoring drive.

➤ **At Green Bay (12/27)**, posted one catch for 11 yards and a first down.

➤ **At Houston (1/3)**, caught two passes for 18 yards to finish the 2020 campaign with career highs in receptions (39) and receiving yards (387).





**85 - TE MyCOLE PRUITT****6-2, 245, 5th Year, Southern Illinois**

- MyCole Pruitt was signed by the Titans off the Houston Texans practice squad on Sept. 10, 2018, one day after the season opener.
- In 2019, he played in all 16 games for the second time in his career and set a career high with 10 starts. He posted six receptions for 90 yards and one touchdown, and he added four catches for 28 yards in three playoff games (one start).
- His 2018 totals included nine receptions for 102 yards and one touchdown in 15 games (one start).
- He arrived in Tennessee with 21 games of NFL experience with the Texans, Chicago Bears and Minnesota Vikings. His statistics prior to joining the Titans included 12 receptions for 102 yards.
- Pruitt was a fifth-round selection by the Vikings in the 2015 NFL Draft.
- A native of South Bend, Ind., he amassed multiple school records for tight ends during a four-year career at Southern Illinois, where he tallied 211 career receptions for 2,601 yards and 25 touchdowns. He earned All-America honors for both his junior and senior seasons. Pruitt also was named the best tight end in the 30-year history of Missouri Valley Conference.

**2020 Notes:**

- In 2020, he appeared in 11 games with four starts and totaled five catches for 49 yards and a career-high two touchdowns. He also recovered a fumble for a touchdown to give him three total touchdowns on the season. Additionally, as a blocker he helped Derrick Henry become the NFL's eighth all-time player to reach the 2,000-yard rushing mark (2,027).
- **At Denver (9/14)**, caught a one-yard touchdown pass from Ryan Tannehill in the second quarter on his only reception of the game. It was his third career touchdown reception.
- Placed on the reserve/COVID-19 list on Oct. 8 and removed from the list on Oct. 20.
- **Against Cleveland (12/6)**, scored two touchdowns in a game for the first time in his career. He recorded a 22-yard touchdown reception in the third quarter for the longest touchdown catch of his career. On the play, he established a new career high with his second touchdown reception of the season. He also recovered an offensive fumble at the three-yard line and plunged into the end zone for a touchdown in the third quarter. It was the third offensive fumble recovery for a touchdown in franchise history and the team's first since Dec. 28, 2003, when Erron Kinney accomplished the feat.

**87 - TE GEOFF SWAIM****6-4, 260, 6th Year, Texas**

- Swaim was signed by the Titans prior to the start of the 2020 season.
- Originally a seventh-round pick by the Cowboys in the 2015 NFL Draft, Swaim played in 43 total games over five seasons with the Cowboys (2015-18) and the Jaguars (2019). His career totals in that time included 48 catches for 401 yards and a touchdown in his career.
- In 2019, Swaim appeared in six games with two starts for the Jaguars, totaling 13 receptions for 65 yards.
- As a senior at the University of Texas, he started all 13 games, spending most of his time helping block for a running game that rushed for 1,786 yards and seven touchdowns. He totaled 13 catches for 84 yards.
- A native of Chico, Calif., Swaim played at Butte College in Oroville, Calif., for two years prior to transferring to Texas.

**2020 Notes:**

- In 2020, he appeared in 10 games (eight starts) in his first season in Tennessee. He produced nine receptions for 83 yards and one touchdown and helped block for Derrick Henry's 2,027-yard rushing season. Swaim started one playoff game with one reception for five yards.
- **Against Buffalo (10/13)**, saw his first action of the season and registered his first start in a Titans uniform (21st career start).
- **Against Houston (10/18)**, registered his first two catches in a Titans uniform for 10 total yards.
- **At Indianapolis (11/29)**, caught three passes for 30 yards, setting season highs. The last time he had three receptions was Sept. 29, 2019 at Denver as a member of the Jacksonville Jaguars.
- **At Jacksonville (12/13)**, totaled three receptions for 34 yards, including a five-yard touchdown catch in the third quarter. It was his second career touchdown and his first as a member of the Titans. He added a 16-yard reception to get the ball to Jacksonville's one-yard line in the third quarter. It set up a touchdown on the next play.



# TITANS

## WIDE RECEIVERS

No.	Name	Ht	Wt	Exp	College
13	Batson, Cameron	5-8	175	3	Texas Tech
11	Brown, A.J.	6-1	226	2	Mississippi
84	Davis, Corey	6-3	209	4	Western Michigan
10	Humphries, Adam	5-11	195	6	Clemson
14	Raymond, Kalif	5-8	182	3	Holy Cross
15	Westbrook-Ikhine, Nick	6-2	211	R	Indiana

### #11 - WR A.J. BROWN

**6-1, 226, 2nd Year, Mississippi**[Click for complete bio](#)

Wide receiver **A.J. Brown** completed his second NFL season in 2020. He was selected by the Titans in the second round (51st overall) of the 2019 NFL Draft.

In his first two years in the NFL, Brown totaled 122 receptions for 2,126 yards (17.4 avg.) with 19 touchdown catches. He became the 11th player to reach 1,000 receiving yards in each of his first two NFL seasons, the first player to do so since **Michael Thomas** (2016-17) and the only player in Titans/Oilers history other than **Bill Groman** (1960-61) to accomplish the feat. From 1970 through 2020, Brown and **Randy Moss** were the only players to post at least 120 receptions and 19 touchdown catches while averaging 17.0 yards per reception in their first two seasons.



Brown was selected to his first Pro Bowl in 2020 after leading the team with 70 receptions, 1,075 receiving yards and 11 touchdown catches in 14 games (12 starts). He tied for fifth place in the NFL in touchdown receptions and joined **Drew Bennett** (11 in 2004) as the only players in the team's "Titans era" (since 1999) with 10 or more touchdown receptions in a season. He added a touchdown on a kickoff return.

As a rookie, Brown led the Titans in every major receiving category, totaling 52 catches for 1,051 yards and eight touchdowns. He added a 49-yard rushing touchdown. Among all rookies in franchise history, Brown ranked third in receiving yards and fifth in receptions, and he tied for the third-highest receiving touchdown total.

Brown led the 2019 NFL rookie class in receiving yards and total touchdowns, and he tied for the rookie lead in touchdown receptions. He also placed fifth among rookies in receptions. Among all NFL players in 2019—rookies and veterans—Brown finished second in receiving average (20.2), behind only the Los Angeles Chargers' **Mike Williams** (20.4).

During a three-year career at Mississippi (2016-18), Brown became the program's all-time leading receiver with 2,984 yards. He ranked third in school history with 189 receptions and fifth all-time with 19 touchdowns. Brown averaged 15.8 yards per catch and 82.9 yards per game, and he tallied the most 100-yard receiving games in Ole Miss history with 12. He became the only receiver in Ole Miss history to tally 60 or more receptions in back-to-back seasons.

In 2018, Brown started all 12 games and set Ole Miss' single-season receiving records in yards (1,320) and catches (85), leading the SEC in both categories. His 1,320 receiving yards ranked seventh in the nation. Brown caught six touchdowns, averaging 110.0 yards per game, and he topped the 100-yard receiving mark in six contests. He earned AP first-team All-SEC and third-team All-American honors for the second consecutive season.

Brown was selected in the 19th round of the 2016 Major League Baseball Draft by the San Diego Padres as a centerfielder and he participated in the team's extended spring training program each summer from 2016-18.

He is a native of Starkville, Miss.

**2020 Game Notes:**

- **At Denver (9/14)**, posted five receptions for 39 yards. It was his 17th consecutive regular season game with at least one reception to begin his

career. On the game-winning drive late in the fourth quarter, he drew a key 16-yard pass interference penalty.

➤ **Against Jacksonville (9/20) and at Minnesota (9/27)**, he was inactive with a knee injury.

➤ **Against Buffalo (10/13)**, returned to the lineup and led the team with seven receptions and 82 receiving yards, including a touchdown reception. It was the second-highest reception total of his career (eight vs. Houston on Dec. 15, 2019) and his seventh-highest receiving yardage total. He recorded his first touchdown of the season and the ninth touchdown reception of his career on a 16-yard pass from Ryan Tannehill in the first quarter.

➤ **Against Houston (10/18)**, totaled five receptions for 58 yards and two touchdowns. He scored on a six-yard grab in the first quarter and a seven-yard reception late in the fourth quarter. His two touchdown receptions tied his career high, matching a feat he most recently accomplished at Oakland on Dec. 8, 2019. He registered the 10th and 11th touchdown receptions of his 19-game career, and in doing so, he became the franchise's first player since the 1970 AFL-NFL merger to reach 10 career touchdown receptions in less than 20 career games. Former wide receiver Chris Sanders held the previous franchise mark since 1970 with nine touchdown receptions in his first 20 games. With four seconds remaining in the fourth quarter, his seven-yard touchdown reception on a pass from Ryan Tannehill gave the Titans a chance to tie the score at 36-36 with the extra point and eventually win the game in overtime.

➤ **Against Pittsburgh (10/25)**, led the team and tied his career high with 153 receiving yards on six receptions with one touchdown. He matched the 153 yards he posted at Oakland on Dec. 8, 2019. He recorded a 73-yard touchdown reception in the third quarter to notch the second-longest reception of his career (91 yards at Oakland on Dec. 8, 2019). The play gave him four touchdown receptions in 2020 and 12 career touchdown catches. He joined Robby Anderson (two) as the only NFL players with multiple touchdown receptions of at least 73 yards since the start of the 2019 season, and he joined Kenny Britt (two) and Nate Washington (two) as the only players in the franchise's "Titans era" (since 1999) with multiple career touchdown receptions of at least 73 yards. Brown became the first Titans player with a streak of three consecutive games catching a touchdown pass since Rishard Matthews accomplished the feat in 2016. His 153 receiving yards tied for the 10th-highest total by a player in the franchise's "Titans era" (since 1999). He recorded his sixth career game with at least 100 receiving yards (first of 2020), going over the 100-yard mark on a 20-yard grab in the fourth quarter.

➤ **At Cincinnati (11/1)**, totaled four receptions for 24 yards and one touchdown, giving him his fourth consecutive game with at least one touchdown reception. He became the team's first player to do so since Kenny Britt's four-game streak from 2010 to 2011 and the team's first player to do so in a single season since Britt had a separate five-game streak in 2010.

➤ **Against Chicago (11/8)**, led the team with four receptions and 101 receiving yards with one touchdown. He registered his seventh career 100-yard receiving game and his second 100-yard performance of 2020. At 23 years and 131 days old, he became the franchise's third player to eclipse 1,500 career receiving yards before his 24th birthday, joining Kenny Britt (22 years, 357 days) and Ernest Givins (23 years, 80 days). With his fifth consecutive game with at least one touchdown reception, he became the team's first player to do so since Kenny Britt's five-game streak in 2010, and his streak tied for the third-longest streak of its kind in franchise history.



After recording a 38-yard reception in the first quarter, he posted a 40-yard touchdown reception in the second quarter.

➤ **Against Indianapolis (11/12)**, recorded a 21-yard reception in the first quarter.

➤ **At Baltimore (11/22)**, caught four passes for 62 yards, including a 14-yard touchdown with 2 minutes and 18 seconds remaining in the fourth quarter. He delivered the touchdown on third-and-10 and broke multiple tackles to reach the end zone. It was his seventh touchdown reception of the season and the 15th touchdown catch of his career. He also drew a 39-yard pass interference penalty on the offense's first play from scrimmage.

➤ **At Indianapolis (11/29)**, led the team with four receptions for 98 yards and one touchdown. His 69-yard touchdown catch in the first quarter was the third-longest reception of his career and gave him more touchdown catches of 69-plus yards than any other player since the beginning of the 2019 campaign. He tied his rookie total with his eighth touchdown reception of the season and became the fourth player in franchise history with at least eight touchdown receptions in back-to-back seasons, joining Bill Groman (1960-61), Charlie Hennigan (1961-64) and Drew Hill (1988-89). Brown added a 42-yard kickoff return for a touchdown on an onside attempt by the Colts in the fourth quarter. He was credited with the team's first kickoff return for a touchdown since Sept. 9, 2018, when Darius Jennings had a 94-yarder at Miami. Brown became the first player in franchise history with a receiving touchdown and a kickoff return touchdown in the same game and was the first NFL player to accomplish the feat since Dec. 31, 2017, when Pittsburgh's JuJu Smith-Schuster had a touchdown catch and a kickoff return for a score against Cleveland. Since 1948, Brown was the 27th NFL player to do so, and from that group, he was the third player to have a kickoff return touchdown and a receiving touchdown of at least 69 yards, joining Washington's Bobby Mitchell (Sept. 16, 1962) and the Dallas Texans' Abner Haynes (Oct. 15, 1961).

➤ **Against Cleveland (12/6)**, totaled 87 yards on four receptions, including a 40-yard reception in the second quarter. It was his NFL-leading 12th reception of at least 40 yards since the beginning of his 2019 rookie season.

➤ **At Jacksonville (12/13)**, totaled seven receptions for 112 yards and one touchdown. It was his third 100-yard receiving game of 2020 and the eighth 100-yard game of his two-year career. He reached 100 career receptions on a 13-yard catch in the second quarter. With a 37-yard touchdown reception in the first quarter, he notched his ninth touchdown catch of 2020 to eclipse his rookie total (eight) from 2019. He became the first Titans player with nine touchdown receptions in a season since Rishard Matthews reached the number in 2016.

➤ **Against Detroit (12/20)**, totaled five receptions for 44 yards and one touchdown. His two-yard touchdown catch in the fourth quarter gave him a career-high 10 touchdown catches in 2020. He joined Drew Bennett (11 in 2004) as the only players in the team's "Titans era" (since 1999) with 10 or more touchdown receptions in a season. It was his ninth game of 2020 with at least one touchdown.

➤ **At Green Bay (12/27)**, led the team with four receptions and 43 receiving yards.

➤ **At Houston (1/3)**, registered a career-high 10 receptions for 151 yards, including a four-yard touchdown catch to put him in a tie with Drew Bennett (11 touchdowns in 2004) for the most touchdown catches in a season in the team's "Titans era" (since 1999). He contributed a 52-yard reception with 10 seconds remaining in the fourth quarter to set up the game-winning field goal. He tallied his fourth 100-yard receiving game of 2020 and the ninth 100-yard receiving game of his two-year career. He was the 11th player to reach 1,000 receiving yards in each of his first two NFL seasons, the first player to do so since Michael Thomas (2016-17) and the only player in Titans/Oilers history other than Bill Groman (1960-61) to accomplish the feat. Brown became the ninth player in NFL history with 1,000 receiving yards, 50 receptions and five receiving touchdowns in each of his first two seasons. Brown also became the fifth NFL player since 1970 with at least 2,000 receiving yards and 19 receiving touchdowns in their initial two seasons. The most recent was Odell Beckham Jr. with the New York Giants from 2014 to 2015.

➤ **Against Baltimore (1/10)**, led the team with six receptions, 83 receiving yards and one touchdown catch, establishing playoff career highs in every category. He caught a 28-yard pass in the first quarter and added an 11-yard touchdown catch later in the same drive. It was his first career postseason touchdown grab.

#### Brown's Career Regular Season Statistics:

Year	Team	GP	GS	Rec	Yds	Avg	Lg	TD
2019	Ten	16	11	52	1,051	20.2	91t	8
2020	Ten	14	12	70	1,075	15.4	73t	11
<b>Totals</b>		<b>30</b>	<b>23</b>	<b>122</b>	<b>2,126</b>	<b>17.4</b>	<b>91t</b>	<b>19</b>

**Brown's Career Postseason Statistics:**

Year	Team	GP	GS	Rec	Yds	Avg	Lg	TD
2019	Ten	3	3	5	64	12.8	37	0
2020	Ten	1	1	6	83	13.8	28	1
<b>Totals</b>		<b>4</b>	<b>4</b>	<b>11</b>	<b>147</b>	<b>13.4</b>	<b>37</b>	<b>1</b>

**Brown's Regular Season Single-Game Highs:**

**Receptions** - 10 at Houston (1/3/21)

**Receiving Yards** - 153 (twice, last vs. Pittsburgh, 10/25/20)

**Long Reception** - 91t at Oakland (12/8/19)

**Touchdown Receptions** - 2 (three times, last vs. Houston, 10/18/20)

**Brown's Playoff Single-Game Highs:**

**Receptions** - 6 vs. Baltimore (1/10/21)

**Receiving Yards** - 83 vs. Baltimore (1/10/21)

**Long Reception** - 37 at Kansas City (1/19/20)

**Touchdown Receptions** - 1 vs. Baltimore (1/10/21)

**BROWN'S FIRST TWO SEASONS**

Titans wide receiver **A.J. Brown's** statistics in his first two seasons placed him in distinguished company. His totals included 122 receptions for 2,126 receiving yards—a 17.4-yard average—and 19 touchdown catches.

In the last 50 years (since 1970), Brown and **Randy Moss** are the only players to enter the NFL and reach 120 receptions and 19 touchdown catches while averaging at least 17.0 yards per reception in their first two seasons.

**NFL players since 1970 with 120 receptions, 19 touchdown receptions and a 17.0-yard receiving average in their first two seasons (through 2020):**

Player	Seasons	Team	Rec	Yards	Avg	Rec TD
Randy Moss	1998–1999	Minnesota	149	2,726	18.3	28
<b>A.J. Brown</b>	<b>2019–2020</b>	<b>Tennessee</b>	<b>122</b>	<b>2,126</b>	<b>17.4</b>	<b>19</b>

In his first two campaigns, Brown had eight performances in which he registered at least 100 receiving yards with one or more touchdown catches. Since 1970, only three players—**Odell Beckham Jr.** (12), Moss (nine) and **John Jefferson** (eight)—had more performances within their first two seasons in which they had 100 or more receiving yards and reached the end zone at least once.

**Most games with at least 100 receiving yards and one touchdown reception within a player's first two seasons, 1970–2020:**

Player	Seasons	Team	Games w/ 100 Rec Yards + Rec TD
1. Odell Beckham Jr.	2014–2015	N.Y. Giants	12
2. Randy Moss	1998–1999	Minnesota	9
3. <b>A.J. Brown</b>	<b>2019–2020</b>	<b>Tennessee</b>	<b>8</b>
John Jefferson	1978–1979	San Diego	8
5. (three tied)			7

**2019–20 RECEIVING TD LEADERS**

**A.J. Brown** registered 11 touchdown receptions in 2020. The total tied for fifth place in the NFL behind only **Davante Adams** (18), **Tyreek Hill** (15), **Adam Thielen** (14) and **Mike Evans** (13).

Brown additionally scored one touchdown on a kickoff return in 2020.

**Most touchdown receptions in 2020:**

Player	Team	Rec TD
1. Davante Adams	Green Bay Packers	18
2. Tyreek Hill	Kansas City Chiefs	15
3. Adam Thielen	Minnesota Vikings	14
4. Mike Evans	Tampa Bay Buccaneers	13
5. <b>A.J. Brown</b>	<b>Tennessee Titans</b>	<b>11</b>
Travis Kelce	Kansas City Chiefs	11
Robert Tonyan	Green Bay Packers	11
8. Tyler Lockett	Seattle Seahawks	10
DK Metcalf	Seattle Seahawks	10
10. (five tied)		9

From the beginning of his rookie season through the end of his second year, Brown's 19 touchdown receptions ranked fifth in the NFL behind the totals by Adams (23), Hill (22), Evans (21) and Thielen (20).

**Most total touchdown receptions from 2019 through 2020:**

Player	Team(s)	Rec TD
1. Davante Adams	Green Bay Packers	23
2. Tyreek Hill	Kansas City Chiefs	22
3. Mike Evans	Tampa Bay Buccaneers	21
4. Adam Thielen	Minnesota Vikings	20
5. <b>A.J. Brown</b>	<b>Tennessee Titans</b>	<b>19</b>
6. Marvin Jones	Detroit Lions	18
Tyler Lockett	Seattle Seahawks	18
8. DK Metcalf	Seattle Seahawks	17
Mark Andrews	Baltimore Ravens	17
10. (four tied)		16

**TOTAL TDs IN YEARS 1-2**

**A.J. Brown** registered 21 total touchdowns from 2019 to 2020, his first two NFL seasons. He reached the end zone 19 times on receptions and added one rushing touchdown and one kickoff return touchdown.

In Titans/Oilers history, Brown became the fifth player with 20 or more total touchdowns in his first two NFL seasons and the first since **Chris Johnson** (2008-09).

**Players in Titans/Oilers history with at least 20 touchdowns in their first two NFL seasons:**

Player	Position	Seasons	Total TD
1. Earl Campbell	RB	1978–1979	32
2. Bill Groman	WR	1960–1961	30
3. Chris Johnson	RB	2008–2009	26
4. Billy Cannon	RB	1960–1961	22
5. <b>A.J. Brown</b>	<b>WR</b>	<b>2019–2020</b>	<b>21</b>

**BROWN'S RECEIVING PACE**

Wide receiver **A.J. Brown** is off to one of the best beginnings to a career in franchise history. Since 1970, his pace to this point in his career ranks among the franchise's top players in both receiving yards and receiving touchdowns.

**Most touchdown receptions for the Titans/Oilers during a player's first 30 games with the team, 1970–present:**

Player	Games	Rec TD
1. <b>A.J. Brown</b>	<b>30</b>	<b>19</b>
2. Kenny Britt	30	15
3. Dave Casper	30	14
Drew Hill	30	14
5. Rishard Matthews	30	13
Chris Sanders	30	13
7. Charlie Joiner	29	12
Nate Washington	30	12
9. (four tied)		10

**Most receiving yards for the Titans/Oilers during a player's first 30 games with the team, 1970–present:**

Player	Games	Rec Yards
1. Ernest Givins	30	2,214
2. <b>A.J. Brown</b>	<b>30</b>	<b>2,126</b>
3. Drew Hill	30	2,073
4. Kenny Britt	30	1,747
5. Rishard Matthews	30	1,740
6. Kendall Wright	30	1,655
7. Chris Sanders	30	1,600
8. Webster Slaughter	30	1,599
9. Justin Gage	30	1,506
10. Delanie Walker	30	1,461

## 50-YARD RECEPTIONS SINCE 2019

Since entering the NFL in 2019, **A.J. Brown** has recorded a total of nine receptions that have gone at least 50 yards. He owns the most such receptions in the NFL and also leads the league with six 50-yard touchdown receptions.

### Most 50-yard receptions since 2019:

Player	Team(s)	50+ Yard Receptions	50+ Yard TD Rec
1. <b>A.J. Brown</b>	Tennessee Titans	9	6
2. D.J. Moore	Carolina Panthers	7	4
3. Stefon Diggs	Minnesota/Buffalo	6	4
4. DK Metcalf	Seattle Seahawks	5	2
	Marquez Valdes-Scantling	5	4
6. (seven tied)	Green Bay Packers	4	

## FRANCHISE ROOKIE RECEIVING

Wide receiver **A.J. Brown** was the team's leading receiver in every major category during the 2019 regular season, and he vaulted high up the franchise's all-time rookie receiving charts.

Brown had 52 receptions for 1,051 yards for an average of 20.2 yards per catch, and he scored on eight touchdown receptions. He added a 49-yard rushing touchdown.

Among rookies in the history of the organization, Brown ranked third in receiving yards and fifth in receptions, and he tied for the third-highest receiving touchdown total.

### Most receiving yards by a rookie in franchise history:

Player	Season	Rec Yds
1. Bill Groman	1960	1,473
2. Ernest Givins	1986	1,062
3. <b>A.J. Brown</b>	2019	1,051
3. Chris Sanders	1995	823
5. Charlie Hennigan	1960	722
6. Kenny Britt	2009	701
7. Jerry LeVias	1969	696
8. Kendall Wright	2012	626
9. Mac Haik	1968	584
10. Dorial Green-Beckham	2015	549

### Most receptions by a rookie in franchise history:

Player	Season	Receptions
1. Bill Groman	1960	72
2. Kendall Wright	2012	64
3. Ernest Givins	1986	61
4. Sid Blanks	1964	56
5. <b>A.J. Brown</b>	2019	52
6. Charlie Hennigan	1960	44
7. Chris Johnson	2008	43
8. Kenny Britt	2009	42
	Jerry LeVias	42
10. Tajaé Sharpe	2016	41

### Most touchdown receptions by a rookie in franchise history:

Player	Season	Rec TD
1. Bill Groman	1960	12
2. Chris Sanders	1995	9
3. <b>A.J. Brown</b>	2019	8
	Mac Haik	8
5. Charlie Hennigan	1960	6
	Tony Jones	6
7. Billy Cannon	1960	5
	Curtis Duncan	5
	Jerry LeVias	5
10. (several tied)		4

## BROWN'S CAREER 100-YARD RECEIVING GAMES

Date	Opp	No.	Yds.	Avg.	Lg	TD
12/08/2019	at Oakland	5	153	30.6	91t	2
10/25/2020	Pittsburgh	6	153	25.5	73t	1
01/03/2021	at Houston	10	151	15.1	52	1
11/24/2019	Jacksonville	4	135	33.8	65t	1
12/29/2019	at Houston	4	124	31.0	51t	1
12/15/2019	Houston	8	114	14.3	60	1
12/13/2020	at Jacksonville	7	112	16.0	37t	1
11/08/2020	Chicago	4	101	25.3	40t	1
09/08/2019	at Cleveland	3	100	33.3	51	0

\* Playoffs

## ROOKIE & 1ST-YEAR RECEIVING LEADERS

Titans wide receiver **A.J. Brown**, a second-round pick in the 2019 NFL Draft (51st overall), led the 2019 rookie class in receiving yards (1,051), and he tied for the rookie lead in touchdown receptions (eight). He also placed fifth in receptions.

### Most receiving yardage in 2019 by NFL rookies and first-year players:

Player	Team	Position	Rec Yds
1. <b>A.J. Brown</b>	Tennessee Titans	WR	1,051
2. Terry McLaurin	Washington Redskins	WR	919
3. DK Metcalf	Seattle Seahawks	WR	900
4. Deebo Samuel	San Francisco 49ers	WR	802
5. Darius Slayton	New York Giants	WR	740
6. Diontae Johnson	Pittsburgh Steelers	WR	680
7. Hunter Renfrow	Oakland Raiders	WR	605
8. Marquise Brown	Baltimore Ravens	WR	584
9. Noah Fant	Denver Broncos	TE	562
10. Mecole Hardman	Kansas City Chiefs	WR	538

### Most receptions in 2019 by NFL rookies and first-year players:

Player	Team	Position	Rec
1. Diontae Johnson	Pittsburgh Steelers	WR	59
2. Terry McLaurin	Washington Redskins	WR	58
	DK Metcalf	WR	58
4. Deebo Samuel	San Francisco 49ers	WR	57
5. <b>A.J. Brown</b>	Tennessee Titans	WR	52
6. Miles Sanders	Philadelphia Eagles	RB	50
7. Hunter Renfrow	Oakland Raiders	WR	49
8. Darius Slayton	New York Giants	WR	48
9. Marquise Brown	Baltimore Ravens	WR	46
10. Noah Fant	Denver Broncos	TE	40

### Most touchdown receptions in 2019 by NFL rookies and first-year players:

Player	Team	Position	TD	
1. <b>A.J. Brown</b>	Tennessee Titans	WR	8	
	Darius Slayton	New York Giants	WR	8
3. DK Metcalf	Seattle Seahawks	WR	7	
	Terry McLaurin	Washington Redskins	WR	7
	Marquise Brown	Baltimore Ravens	WR	7
6. Mecole Hardman	Kansas City Chiefs	WR	6	
7. Diontae Johnson	Pittsburgh Steelers	WR	5	
	Foster Moreau	Oakland Raiders	TE	5
9. Hunter Renfrow	Oakland Raiders	WR	4	
	Steven Sims	Washington Redskins	WR	4

## 2019 RECEIVING AVERAGE LEADERS

Titans rookie wide receiver **A.J. Brown** finished second among all qualifying NFL players in 2019 in receiving average. Only the Chargers' **Mike Williams** (20.4) averaged more yards per reception than Brown.

**Highest receiving average in 2019 (all players; minimum 16 receptions):**

Player	Rec	Rec Yds	Rec Avg
1. Mike Williams	49	1,001	20.4
2. <b>A.J. Brown</b>	<b>52</b>	<b>1,051</b>	<b>20.2</b>
3. Kenny Golladay	65	1,190	18.3
4. Stefon Diggs	63	1,130	17.9
Breshad Perriman	36	645	17.9
6. Mike Evans	67	1,157	17.3
7. Michael Gallup	66	1,107	16.8
8. James Washington	44	735	16.7
DeVante Parker	72	1,202	16.7
10. Chris Conley	47	775	16.5

## 2019 RECEIVING LEADERS, FINAL 6 GAMES

Over the final six regular season games of 2019, Titans second-round pick **A.J. Brown** not only led all rookies but also led all NFL players with 605 receiving yards and a remarkable average of 24.2 yards per catch. His five touchdown receptions in the final six games tied for the second-most in the NFL.

**Most receiving yards in the final six games (team games) of 2019:**

Player	Team	Rec	Yds	Avg	TD
1. <b>A.J. Brown</b>	<b>Tennessee</b>	<b>25</b>	<b>605</b>	<b>24.2</b>	<b>5</b>
2. DeVante Parker	Miami	32	598	18.7	5
3. Michael Thomas	New Orleans	55	584	10.6	4
4. Robert Woods	L.A. Rams	45	568	12.6	2
5. Breshad Perriman	Tampa Bay	26	550	21.2	5
6. Tyler Higbee	L.A. Rams	48	542	11.3	2
7. Allen Robinson	Chicago	41	514	12.5	4
8. George Kittle	San Francisco	39	512	13.1	3
Julio Jones	Atlanta	40	512	12.8	2
10. Travis Kelce	Kansas City	41	488	11.9	2
Christian McCaffrey	Carolina	57	488	8.6	1

## 50 RECEPTIONS, 1,000 YARDS

**A.J. Brown** enjoyed one of the finest seasons in franchise history by a rookie wide receiver. His 2019 regular season totals included 52 receptions, 1,051 receiving yards and eight touchdown catches, and his 20.2-yard receiving average ranked second in the NFL.

Brown achieved a rare statistical combination matched by only three other NFL rookies since 1970. Since then, **John Jefferson** (1978), **Bill Brooks** (1986), **Randy Moss** (1998) and Brown are the league's only rookies to have a minimum of 50 receptions, 1,000 receiving yards and five receiving touchdowns while averaging at least 17.0 yards per catch.

**NFL rookies since 1970 with 50 receptions, 1,000 receiving yards, five touchdown receptions and a 17.0-yard receiving average:**

Player	Year	Team	Rec	Yards	TD	Avg
<b>A.J. Brown</b>	<b>2019</b>	<b>Tennessee</b>	<b>52</b>	<b>1,051</b>	<b>8</b>	<b>20.2</b>
Randy Moss	1998	Minnesota	69	1,313	17	19.0
Bill Brooks	1986	Indianapolis	65	1,131	8	17.4
John Jefferson	1978	San Diego	56	1,001	13	17.9

## #84 ■ WR COREY DAVIS

6-3, 209, 4th Year, Western Michigan

[Click for complete bio](#)



Wide receiver **Corey Davis** completed his fourth NFL season in 2020. He was selected by the Titans with the fifth overall pick in the 2017 NFL Draft.

During his first four seasons, Davis led the Titans in total receptions (207), receiving yards (2,851) and receiving first downs (146), and his 11 touchdown catches ranked third on the club.

In 2020, Davis finished second on the Titans with a career-best 984 receiving yards and career-high-tying 65 receptions, and he set a new career high with five touchdown receptions. He also led the Titans with five 100-yard receiving performances in 2020.

Davis' 2019 statistics included 43 receptions for 601 yards and a pair of touchdowns in 15 games (11 starts). He added 68 yards and a touchdown on six receptions during the playoffs.

Davis led the Titans offense in 2018 with 65 receptions, 891 receiving yards and four touchdowns. His yardage total ranked ninth among all AFC wide receivers.

As a rookie, Davis totaled 34 receptions for 375 yards in 11 games (nine starts). He started both postseason contests and contributed nine receptions for 98 yards and a team-high two touchdowns.

In four seasons at Western Michigan (2013–2016), Davis played and started 50 games. He registered 332 career receptions for 5,285 yards and 52 touchdowns, setting the Mid-American Conference record in each category and becoming the only player in FBS history with 300 catches, 5,000 yards and 50 touchdowns. His 5,285 career receiving yards were the most in FBS history, and he ended his career ranked second all-time in FBS history with 52 career receiving touchdowns (60 by Jarett Dillard). Davis' 332 career receptions ranked fourth all-time in FBS annals.

As a senior, he set career highs with 97 receptions, 1,500 receiving yards and 19 touchdowns, ranking eighth, seventh and first (tied) in the FBS, respectively. He helped the Broncos win the MAC and go undefeated until suffering their first loss in the Cotton Bowl. Davis' record-setting, All-American campaign included five games of 100-plus yards and six games of two or more receiving touchdowns.

Davis is a native of Wheaton, Ill.

### 2020 Game Notes:

➤ **At Denver (9/14)**, led the team on Monday Night Football with seven receptions and 101 receiving yards, including a long reception of 23 yards in the second quarter. His reception total tied for the second-highest number of his career, and his yardage total ranked third in his career. He contributed a nine-yard catch for a first down during the game-winning scoring drive late in the fourth quarter. It was the eighth 100-yard receiving game in franchise history by a player in a Week 1 road game, most recently by A.J. Brown at Cleveland in 2019.

➤ **Against Jacksonville (9/20)**, totaled three receptions for 36 yards, including a touchdown on a nine-yard pass from Ryan Tannehill in the first quarter. It was his first touchdown of 2020 and the seventh touchdown of



his four-year career. He reached 150 career receptions on his nine-yard touchdown catch and reached the 2,000-yard career receiving mark on his 17-yard catch in the third quarter.

➤ **At Minnesota (9/27)**, tied for the team lead with five receptions for 69 receiving yards. On his first reception, he extended his streak to 25 consecutive receptions resulting in a first down. The streak ended on his next catch. It was the longest active streak in the NFL at the time. He turned a pass from Ryan Tannehill into a 38-yard gain in the third quarter, leading to a Titans touchdown three plays later.

➤ Placed on reserve/COVID-19 on Oct. 7 and activated from the list on Oct. 19.

➤ **Against Pittsburgh (10/25)**, tied for the team lead with six receptions for 35 yards and a touchdown. He registered a five-yard touchdown reception in the second quarter. It was his second touchdown reception of 2020 and his eighth career touchdown catch.

➤ **At Cincinnati (11/1)**, led the team with eight receptions for 128 yards, including a touchdown catch. His reception and yardage totals were each the second-best numbers of his career behind his nine-catch, 161-yard effort against Philadelphia on Sept. 30, 2018. That was also the last time before his performance at Cincinnati that the Titans had a player with at least eight receptions and at least 120 receiving yards in a single game. He became the franchise's fourth player in the "Titans era" (since 1999) to have multiple career games with at least eight receptions, at least 120 receiving yards and at least one touchdown catch. The only others to accomplish the feat were Delanie Walker (two games), Derrick Mason (three games) and Drew Bennett (two games). He posted three receptions of 20-plus yards: 27- and 24-yard catches in the first quarter and a 23-yard reception in the third quarter. It was his second consecutive game with a touchdown catch.

➤ **Against Indianapolis (11/8)**, led the team with five receptions and 67 receiving yards, including a 20-yard catch. It was his fifth game of 2020 with at least five receptions.

➤ **At Baltimore (11/22)**, appeared in his 50th career regular season game. He led the team with 113 yards on five receptions (22.6 avg.), logging his fifth career 100-yard game and his career-high third 100-yard effort of 2020. He recorded a 50-yard catch in the third quarter, which was the second-longest reception of his career behind only a 51-yarder against Philadelphia on Sept. 30, 2018.

➤ **At Indianapolis (11/29)**, totaled three receptions for 70 yards. All three of his catches resulted in first downs, giving him 34 first downs on 42 receptions in 2020. He converted a fourth-and-four with a 37-yard reception in the second quarter. The reception, which ended at the one-yard line, set up a Titans touchdown on the next play.

➤ **Against Cleveland (12/6)**, led the team and set career highs with 11 receptions and 182 receiving yards. His previous highs were nine catches and 161 receiving yards against Philadelphia on Sept. 30, 2018. He became the third player in franchise history and the first since Drew Bennett on Dec. 13, 2004 against Kansas City to post at least 11 receptions, 180 receiving yards and one touchdown in a game. The only player other than Davis and Bennett to accomplish the feat for the organization was Charlie Hennigan (13-272-1) at the Boston Patriots on Oct. 13, 1961. Davis became the first Titans player with 11 or more receptions in a game since on Dec. 15, 2013, when Kendall Wright had 12 catches against the Arizona Cardinals. He also recorded the fourth-most receiving yards in a game in the franchise's "Titans era" (since 1999). Davis' 182 receiving yards were the most by any Titans player in a game since Oct. 24, 2010, when Kenny Britt totaled 225 yards against the Philadelphia Eagles. In the second quarter, he scored a touchdown on a 17-yard grab. He tied his career high, originally set in 2018, with his fourth touchdown catch of the season. It was his 10th career touchdown reception. He reached the 2,500-yard career receiving mark on his first reception. He became the 18th player in franchise history to hit the number. He contributed receptions of 43 yards and 22 yards in the third quarter, each of which set up Titans touchdowns. On an 18-yard reception in the third quarter, he went over the 100-yard mark in a game for the sixth time in his career and for the fourth time in 2020, extending his career high.

➤ **At Jacksonville (12/13)**, caught three passes for 34 yards.

➤ **Against Detroit (12/20)**, logged his sixth career 100-yard receiving game, totaling four catches for 110 yards and one touchdown. It was his fifth 100-yard receiving game of 2020. He scored on a 75-yard pass from Ryan Tannehill in the first quarter. It was the longest reception of his career, topping his previous long of 51 yards against Philadelphia on Sept. 30, 2018. Davis established a new career high with five touchdown receptions in 2020, topping the four touchdowns he scored in 2018. It gave him 11 career touchdown receptions. On his second catch of the day, he became the 17th player in franchise history to reach 200 career receptions (202). He established a new career high for receiving yards in a season, exceeding his 891 yards in 2018.

➤ **At Houston (1/3)**, placed second on the team with five receptions for 39 yards to tie his career high with 65 receptions on the season (2018). He also finished the 2020 campaign with a career-high 984 receiving yards and five touchdowns.

**Davis' Career Regular Season Statistics:**

Year	Team	GP	GS	Rec	Yds	Avg	Lg	TD
2017	Ten	11	9	34	375	11.0	37	0
2018	Ten	16	16	65	891	13.7	51	4
2019	Ten	15	11	43	601	14.0	38	2
2020	Ten	14	12	65	984	15.1	75	5
<b>Totals</b>		<b>56</b>	<b>48</b>	<b>207</b>	<b>2,851</b>	<b>13.8</b>	<b>75</b>	<b>11</b>

**Davis' Career Postseason Statistics:**

Year	Team	GP	GS	Rec	Yds	Avg	Lg	TD
2017	Ten	2	2	9	98	10.9	17	2
2019	Ten	3	3	6	68	11.3	22	1
2020	Ten	1	0	0	0	-	-	0
<b>Playoff Totals</b>		<b>6</b>	<b>5</b>	<b>15</b>	<b>166</b>	<b>11.1</b>	<b>22</b>	<b>3</b>

**Davis' Regular Season Single-Game Highs:**

- Receptions** - 11 vs. Cleveland (12/6/20)
- Receiving Yards** - 182 vs. Cleveland (12/6/20)
- Long Reception** - 75 vs. Detroit (12/20/20)
- Receiving Touchdowns** - 1 (11 times, last vs. Detroit, 12/20/20)

**Davis' Playoff Single-Game Highs:**

- Receptions** - 5 (Twice, last at Kansas City, 1/19/20)
- Receiving Yards** - 65 at Kansas City (1/19/20)
- Long Reception** - 22 at Kansas City, 1/19/20)
- Receiving Touchdowns** - 2 at New England (1/13/18)

**PCT. OF RECEPTIONS FOR FIRST DOWNS**

Since the beginning of the 2019 season, **Corey Davis** and teammate **A.J. Brown** been two of the NFL's most efficient receivers when it comes to catching passes for first downs.

**Highest percentage of receptions for first downs from 2019–2020 (min. 50 receptions):**

Player	Receptions	Receiving 1st Downs	Percentage
1. Kenny Golladay	85	68	80.0
2. Mike Evans	137	109	79.6
3. Mike Williams	97	76	78.4
4. Tee Higgins	67	52	77.6
5. <b>A.J. Brown</b>	<b>122</b>	<b>94</b>	<b>77.0</b>
6. DeVante Parker	135	103	76.3
7. Preston Williams	50	38	76.0
8. <b>Corey Davis</b>	<b>108</b>	<b>82</b>	<b>75.9</b>
9. D.J. Moore	153	116	75.8
10. Julio Jones	150	113	75.3

**200 RECEPTIONS IN 54 GAMES**

Against Detroit on Dec. 20, 2020, **Corey Davis** reached 200 career receptions in his 54th NFL game. In doing so, he became one of the franchise's fastest players to 200 receptions.


In franchise history, Davis was the sixth fastest player to 200 catches in a Titans/Oilers uniform and the third fastest in the "Titans era" (since 1999).

**Fewest games needed to reach 200 receptions with the Titans/Oilers:**

Player	Games to Reach 200 Receptions with Titans/Oilers
1. Charlie Hennigan	39
2. Kendall Wright	41
3. Delanie Walker	44
4. Ernest Givins	51
5. Drew Hill	52
6. <b>Corey Davis</b>	<b>54</b>
7. Haywood Jeffires	55
8. Frank Wycheck	60
Nate Washington	60
10. Chris Johnson	64

## #10 - WR ADAM HUMPHRIES

5-11, 195, 6th Year, Clemson  
[Click for complete bio](#)



Wide receiver **Adam Humphries** completed his sixth NFL season and his second campaign with the Titans in 2020. He was signed as an unrestricted free agent on March 15, 2019 after spending the first four years of his career (2015-18) with the Tampa Bay Buccaneers.

In 2020, Humphries was limited to seven games (one start) due to injuries and time on the Reserve/COVID-19 list. He totaled 23 receptions for 228 yards and two touchdowns before finishing the season on injured reserve for the final four games of the regular season and the postseason.

Humphries appeared in the first 12 games of the 2019 regular season before suffering an ankle injury, which caused him to be inactive for the final four games in December. His regular season totals included 37 receptions for 374 yards and a pair of touchdowns. He returned for the AFC Championship Game and registered four catches for 25 yards.

In 60 career games with the Buccaneers (17 starts), Humphries totaled 219 receptions for 2,329 yards and nine touchdowns, increasing his reception and yardage totals every season. He also returned 51 punts for 425 yards.

In 2018, Humphries set career highs with 76 receptions, 816 receiving yards and five touchdowns. Aligned in the slot (per Sportradar and Next Gen Stats), he ranked first in the NFL in receiving first downs (42), tied for second in receptions (59), and finished second in total yards after catch (319).

A native of Spartanburg, S.C., Humphries played four seasons at Clemson, where he accumulated 127 catches for 1,097 yards and three touchdowns in 53 career games.

He entered the NFL by signing with the Buccaneers as an undrafted free agent on May 11, 2015.

### 2020 Game Notes:

- **At Denver (9/14)**, finished second on the team with six receptions and 47 receiving yards. He had two receptions for 14 yards during the game-winning drive in the fourth quarter. His six catches tied his high mark for number of receptions in a Titans uniform.
- **Against Jacksonville (9/20)**, posted a team-high five receptions for 48 yards and one touchdown. He scored on an 18-yard pass from Ryan Tannehill in the third quarter to register his first touchdown of 2020 and the 12th touchdown catch of his career.
- **At Minnesota (9/27)**, recorded four receptions for 41 yards, including a 23-yard catch.
- Placed on reserve/COVID-19 on Oct. 2 and removed from the list on Oct. 14, 2020
- **Against Houston (10/18)**, finished second on the club with six receptions and 64 receiving yards. It was his third game of the season with at least five receptions. His 22-yard touchdown reception in the second quarter was his

second touchdown catch of 2020 and his 13th career touchdown reception. He had three receptions for 24 yards during the game-tying drive late in the fourth quarter.

- **Against Pittsburgh (10/25)**, recorded a 19-yard reception during a second-quarter scoring drive.
- **Against Chicago (11/8)**, **against Indianapolis (11/12)**, **at Baltimore (11/22)** and **at Indianapolis (11/29)**, he was inactive with a concussion.
- **Against Cleveland (12/6)**, returned from injury to record one catch for nine yards.
- Placed on injured reserve on Dec. 8.

### Humphries' Career Regular Season Receiving Statistics:

Year	Team	GP	GS	Rec	Yds	Avg	Lg	TD
2015	TB	13	0	27	260	9.6	27	1
2016	TB	15	4	55	622	11.3	42t	2
2017	TB	16	3	61	631	10.3	43	1
2018	TB	16	10	76	816	10.7	51	5
2019	Ten	12	3	37	374	10.1	30	2
2020	Ten	7	1	23	228	9.9	23	2
<b>Totals</b>		<b>79</b>	<b>21</b>	<b>279</b>	<b>2,931</b>	<b>10.5</b>	<b>51</b>	<b>13</b>

### Humphries' Career Regular Season Punt/Kickoff Return Statistics:

Year	Team	PR	Yds	Avg	Lg	TD	KR	Yds	Avg	Lg	TD
2015	TB	0	0	-	-	0	0	0	-	-	0
2016	TB	24	237	9.9	25	0	4	47	11.8	17	0
2017	TB	6	49	8.2	19	0	0	0	-	0	0
2018	TB	21	139	6.6	16	0	2	17	8.5	13	0
2019	Ten	12	78	6.5	21	0	0	0	-	-	0
2020	Ten	0	0	-	-	0	0	0	-	-	0
<b>Totals</b>		<b>63</b>	<b>503</b>	<b>8.0</b>	<b>25</b>	<b>0</b>	<b>6</b>	<b>64</b>	<b>10.7</b>	<b>17</b>	<b>0</b>

### Humphries' Career Postseason Receiving Statistics:

Year	Team	GP	GS	Rec	Yds	Avg	Lg	TD
2019	Ten	1	0	4	25	6.3	9	0
2020	Ten	0	0	0	0	-	-	0
<b>Totals</b>		<b>1</b>	<b>0</b>	<b>4</b>	<b>25</b>	<b>6.3</b>	<b>9</b>	<b>0</b>

### Humphries' Regular Season Single-Game Highs:

- Receptions** - 10 vs. Carolina (1/1/17)
- Receiving Yards** - 102 vs. New Orleans (12/31/17)
- Long Reception** - 51 at Atlanta (10/14/18)
- Receiving Touchdowns** - 2 at Carolina (11/4/18)
- Punt Returns** - 5 at Arizona (9/18/16)
- Punt Return Yards** - 48 vs. Seattle (11/27/16)
- Punt Return Long** - 25 at Arizona (9/18/16)
- Kickoff Retuns** - 1 (Six times, last vs. Philadelphia 9/16/18)
- Kick Return Yards** - 17 at San Francisco (10/23/16)
- Kickoff Return Long** - 17 at San Francisco (10/23/16)

### Humphries' Playoff Single-Game Highs:

- Receptions** - 4 at Kansas City (1/19/20)
- Receiving Yards** - 25 at Kansas City (1/19/20)
- Long Reception** - 9 at Kansas City (1/19/20)
- Receiving Touchdowns** - (none)

## 2018 RECEIVING FROM THE SLOT

While playing for the Tampa Bay Buccaneers in 2018, **Adam Humphries** totaled 76 receptions for 816 yards and five touchdowns.

When he was aligned in the slot, Humphries was among the NFL's most productive players. Per Sportradar and Next Gen Stats, among all NFL wide receivers in the slot, Humphries ranked first in receiving first downs (42), tied for second in receptions (59), and finished second in total yards after catch (319).

**Most first-down receptions from the slot among wide receivers in 2018:**

Wide Receiver	1st Downs
1. Adam Humphries	42
2. Adam Thielen	38
3. Cole Beasley	36
4. JuJu Smith-Schuster	35
5. Tyler Boyd	33



**Most receptions from the slot among wide receivers in 2018:**

Wide Receiver	Receptions
1. Adam Thielen	69
2. <b>Adam Humphries</b>	<b>59</b>
JuJu Smith-Schuster	59
4. Dede Westbrook	55
5. Cole Beasley	54

**Most receiving yards from the slot among wide receivers in 2018:**

Wide Receiver	Rec Yards
1. Tyreek Hill	858
2. JuJu Smith-Schuster	788
3. Tyler Boyd	722
4. Adam Thielen	718
5. <b>Adam Humphries</b>	<b>666</b>

**Most yards after catch from the slot among wide receivers in 2018:**

Wide Receiver	Yards After Catch
1. JuJu Smith-Schuster	349
2. <b>Adam Humphries</b>	<b>319</b>
3. Dede Westbrook	313
4. Tyreek Hill	301
5. Tyler Boyd	298

**MORE TITANS WIDE RECEIVERS****13 - WR CAMERON BATSON****5-8, 175, 3rd Year, Texas Tech**

➤ Promoted from the practice squad to the 53-man roster on Nov. 7, 2020.

➤ Originally signed with the Titans as an undrafted free agent following the 2018 NFL Draft.

➤ In 2019, he spent the entire season on injured reserve after suffering an injury during training camp.

➤ As a rookie, appeared in 11 games with two starts at wide receiver and posted eight catches for 82 yards.

➤ A native of Oklahoma City, Okla., he appeared in 50 games over four seasons at Texas Tech and totaled 157 receptions for 1,499 yards and 14 touchdowns. He also returned 22 kickoffs for 417 yards and returned 65 punts for 394 yards. Batson was roommates with Kansas City Chiefs quarterback Patrick Mahomes at Texas Tech.

➤ He was the valedictorian of his class at Millwood (Okla.) High School.

**2020 Notes:**

➤ In 2020, he appeared in 12 games with one start and totaled 12 receptions for 100 yards and one touchdown. He added four rushing attempts for 20 yards and 11 kickoff returns for 231 yards (21.0 avg.). He appeared in one playoff game and caught one pass for six yards.

➤ **Against Jacksonville (9/20)**, returned to the lineup for the first time since 2018 and snared two passes for 26 yards. Rushed once for 11 yards on a jet sweep.

➤ Placed on reserve/practice squad COVID-19 on Oct. 2 and removed from the list on Oct. 14, 2020.

➤ **Against Chicago (11/8)**, registered his first career kickoff return for 23 yards in the fourth quarter. He added a six-yard reception.


➤ **Against Indianapolis (11/12)**, recorded a career-long 35-yard kickoff return on the opening kickoff. He totaled 60 yards on two kickoff returns and added two receptions for eight yards.

➤ **At Baltimore (11/22)**, tied his career high with two receptions for 21 total yards, including a 14-yard catch. He added three kickoff returns for 47 yards and one rushing attempt for four yards.

➤ **At Indianapolis (11/29)**, rushed for five yards and added an 18-yard kickoff return.

➤ **Against Cleveland (12/6)**, totaled three receptions for 14 yards and one touchdown, and he added four kickoff returns for 83 yards. He scored his first career touchdown on an eight-yard pass from Ryan Tannehill in the fourth quarter.

➤ **Against Baltimore (1/10)**, caught one pass for six yards in his postseason debut.

**14 - WR KALIF RAYMOND****5-8, 182, 3rd Year, Holy Cross**

➤ Raymond joined the Titans as a member of the practice squad on Dec. 24, 2018. He was first promoted to the active roster from the practice squad on Oct. 26, 2019.

➤ In eight games in 2019, he produced nine receptions for 170 yards and one touchdown, four punt returns for 45 yards (11.3 avg.) and 18 kickoff returns for 403 yards (22.4 avg.). Additionally, he appeared in two playoff games and totaled one reception for a 45-yard touchdown, one punt return for nine yards and four kickoff returns for 68 yards (17.0 avg.).

➤ In 2018, Raymond spent a total of three games on the Titans practice squad, as well as one game on the New York Giants practice squad.

➤ Raymond arrived in Tennessee with 12 games of NFL experience with the Denver Broncos, New York Jets and Giants. His statistics prior to joining the Titans included 29 punt returns for 210 yards and 20 kick returns for 408 yards.

➤ Raymond originally signed with the Broncos as a rookie free agent on May 6, 2016. He spent the majority of his rookie season on the Broncos practice squad before being elevated to the active roster and appearing in four contests. He tallied 11 punt returns for 111 yards and six kick returns for 137 yards.

➤ In 2017, Raymond spent time on the practice squads and active rosters of both the New York Jets and New York Giants. He appeared in two games for the Jets (Weeks 1-2) and returned five punts for 38 yards and three kicks for 85 yards. He was re-signed to the Jets practice squad for Weeks 3-4 before being waived and signed to the Giants' practice squad on Oct. 11, 2017. He was elevated to the active roster and saw action in six total contests for the Giants, returning 13 punts for six yards and 11 kicks for 186 yards.

➤ Raymond played in 40 games with 23 starts over four seasons (2012-15) as a wide receiver and return specialist for Holy Cross. He totaled 155 receptions for 1,683 yards and 14 touchdowns, returned 62 punts for 464 yards and a score, as well as 80 kick returns for 1,809 yards and two touchdowns.

➤ He is a native of Lawrenceville, Ga.

**2020 Notes:**

➤ In 2020, he set career highs with 15 games played and three starts. He led the team and set career highs with 23 punt returns and 208 punt return yards (9.0 avg.), and he added a team-high 15 kickoff returns for 275 yards (18.3 avg.). On offense, he tied his career high with nine receptions for a career-best 187 yards.

➤ **At Minnesota (9/27)**, led the team with a career-high 118 receiving yards on three receptions, logging his first career 100-yard game. He recorded a 44-yard reception during the first series of the game and then posted a career-long 61-yard catch in the third quarter, leading to a Titans touchdown two plays later. His receiving yardage total was the most by a Titans player on three or fewer receptions since Dec. 5, 2004, when Drew Bennett had 124 yards on three catches at Indianapolis. Raymond added a 30-yard kickoff return and two punt returns for five yards.

➤ **Against Buffalo (10/13)**, recorded his second start of the season to set a career high. He totaled two receptions for 26 yards, two punt returns for 40 yards and two kickoff returns for 35 yards. He produced a career-long 40-yard punt return in the first quarter, beating his previous long of 25 yards (twice, last at Buffalo on Sept. 10, 2017). It was the longest punt return for the Titans since Adoree' Jackson's 46-yarder at Jacksonville on Sept. 17, 2017. He also caught a 20-yard pass to convert a third-and-20 in the first quarter.


➤ **Against Houston (10/18)**, caught three passes for 32 yards (long of 20). He added three punt returns for 20 yards (long of 16) and three kickoff returns for 63 yards (long of 23).

➤ **Against Pittsburgh (10/25)**, returned one punt five yards and returned three kickoffs 43 yards (long of 23).

➤ **Against Chicago (11/8)**, returned three punts for a total of 49 yards. His 16.3-yard punt return average was the best of his career in a game with at least three returns. He returned three consecutive punts in the first quarter for 21, 16 and 12 yards, respectively.

➤ **At Indianapolis (11/29)**, returned four punts for a career-high 52 yards, including a 17-yard return.

➤ Placed on reserve/COVID-19 on Dec. 19 and removed from the list on Dec. 26.





**15 - WR NICK WESTBROOK-IKHINE (pronounced uh-KEEN-uh)****6-2, 211, Rookie, Indiana**

➤ The Lake Mary, Fla., native was originally signed by the Titans as an undrafted free agent on May 7, 2020. He was promoted to the Titans active roster on Sept. 16, 2020.

➤ The former Indiana product appeared in 52 games with 36 starts and totaled 144 receptions for 2,226 yards with 16 touchdowns over four collegiate seasons.

➤ Westbrook-Ikhine ranked sixth in school history in catches, seventh in yardage and touchdowns, and tied for seventh in 100-yard receiving games (six). He became the seventh Hoosier to reach 125 receptions and 2,000 yards.

➤ As a senior (2019), caught 42 passes for 572 yards and five touchdowns. His touchdowns total tied for the team lead.

➤ As a junior (2018), recorded 42 catches for a team-leading 590 yards and four touchdowns. He averaged 49.2 yards per game and 14.0 yards per catch, which both ranked first on the team

➤ As a sophomore (2016), totaled 995 receiving yards to lead the team and ranked seventh on Indiana's single-season list.

**2020 Notes:**

➤ In 2020, he appeared in 14 games with one start and totaled three receptions for 33 yards, two special teams tackles and one reception for a two-point conversion. In one playoff game, he registered two catches for 17 yards and a special teams tackle.

➤ **Against Jacksonville (9/20)**, made his NFL debut at wide receiver and on special teams.

➤ **Against Buffalo (10/13)**, registered his first NFL reception in the second quarter, picking up seven yards and a first down.

➤ **Against Houston (10/18)**, registered his first career start. He scored his first career points in the fourth quarter, catching a pass from Ryan Tannehill for a two-point conversion.

➤ **At Baltimore (11/22)**, caught a seven-yard pass from Logan Woodside for a first down on a fake punt in the second quarter.

➤ **Against Detroit (12/20)**, thwarted a fake punt attempt by the Lions in the fourth quarter by tackling C.J. Moore at Detroit's 34-yard line, one yard short of a first down. He also tackled Jamal Agnew for a one-yard loss at Detroit's seven-yard line on a punt return in the third quarter.

➤ **At Green Bay (12/27)**, registered a 19-yard reception.

➤ **Against Baltimore (1/10)**, caught two passes for 17 yards and added a special teams tackle.

**TITANS OFFENSIVE LINEMEN****CENTERS**

No.	Name	Ht	Wt	Exp	College
75	Douglas, Jamil	6-4	309	3	Arizona State
60	Jones, Ben	6-3	308	9	Georgia

**GUARDS**

No.	Name	Ht	Wt	Exp	College
62	Brewer, Aaron	6-1	274	R	Texas State
64	Davis, Nate	6-3	316	2	Charlotte
76	Saffold III, Rodger	6-5	325	11	Indiana

**TACKLES**

No.	Name	Ht	Wt	Exp	College
71	Kelly, Dennis	6-8	321	9	Purdue
77	Lewan, Taylor	6-7	309	7	Michigan
78	Newhouse, Marshall	6-4	330	11	Texas Christian
72	Quessenberry, David	6-5	310	2	San Jose State
70	Sambrailo, Ty	6-5	311	6	Colorado State
79	Wilson, Isaiah	6-6	350	R	Georgia

**#64 - G NATE DAVIS****6-3, 316, 2nd Year, Charlotte**[Click for complete bio](#)

**Nate Davis** completed his second NFL season in 2020. He was selected by the Titans in the third round (82nd overall) of the 2019 NFL Draft.

Davis started all 16 games at right guard in 2020, giving him 28 consecutive starts dating back to the final 12 games of his rookie season. He also started all four of the team's postseason games from 2019 to 2020.

Davis was a part of a 2020 offense that tied for the second-overall ranking in the NFL (396.4 yards per game), finished second in rushing (168.1), and allowed the sixth-fewest sacks (25). Davis helped pave the way for **Derrick Henry** to produce the NFL's eighth all-time 2,000-yard rushing season (2,027).

As a rookie in 2019, Davis played in 13 games with 12 starts at right guard. It was the highest number of starts at guard by a Titans rookie since **Chance Warmack's** 16 starts in 2013. He also started all three of the team's postseason games.

In four seasons at Charlotte (2015-18), Davis appeared in 41 career games with 37 starts. A four-year starter on the offensive line, Davis started at guard from 2015-17 before switching to right tackle for his senior season in 2018.

He is a native of Ashburn, Va.

**Davis' Career Regular Season Games Played/Games Started:**

Year	Team	GP	GS	Starts by Position
2019	Ten	13	12	RG-12
2020	Ten	16	16	RG-16
<b>NFL Totals</b>		<b>29</b>	<b>28</b>	<b>RG-28</b>

**Davis' Career Postseason Games Played/Games Started:**

Year	Team	GP	GS	Starts by Position
2019	Ten	3	3	RG-3
2020	Ten	1	1	RG-1
<b>Playoff Totals</b>		<b>4</b>	<b>4</b>	<b>RG-4</b>

## #60 ■ C BEN JONES

6-3, 303, 9th Year, Georgia  
[Click for complete bio](#)



Center **Ben Jones** completed his ninth NFL season and his fifth campaign with the Titans in 2020. He was signed as an unrestricted free agent on March 10, 2016.

From 2012 through 2020, Jones appeared in 143 of 144 possible regular season games, including starts in all but one game during his first five seasons in Tennessee.

In 2020, Jones started every game at center and was a part of an offense that tied for the second-overall ranking in the NFL (396.4 yards per game), finished second in rushing (168.1), and allowed the sixth-fewest sacks (25). He helped pave the way for **Derrick Henry** to produce the NFL's eighth all-time 2,000-yard rushing season (2,027).

In 2019, Jones captained an offensive line that helped Henry win the NFL's rushing title (1,540 yards). He started all three playoff games en route to an AFC Championship Game appearance.

On Dec. 12, 2019, Jones was named the Titans nominee for the Walter Payton NFL Man of the Year Award. Considered one of the league's most prestigious honors, the award recognizes an NFL player for outstanding community service activities off the field, as well as excellence on the field.

On Nov. 3, 2019, Jones' streak of 120 consecutive games played and 88 consecutive starts came to an end when he was deactivated with a concussion. At the time, Jones' consecutive games streak tied Kansas City's **Mitchell Schwartz** for the longest active streak in the NFL among offensive linemen, and his starting streak ranked first in the NFL among all centers.

Jones started all 16 games at center in 2018, registering a start in every contest for the fifth consecutive season, dating back to his third year in Houston (2014).

In his first year in Tennessee, Jones played a key role in an offensive turnaround. The veteran was a key cog in a line that helped the Titans finish 11th overall in offense, third in rushing and tied for seventh in fewest sacks allowed.

Jones was originally selected by the Houston Texans in the fourth round (99th overall) of the 2012 NFL Draft. Over the following four seasons, he started contests at center and both guard spots. He was a starter on two playoff teams in Houston (2012 and 2015).

In 2015, Jones started every game at center, extending his streak of consecutive regular season games played to 64, which was the second-longest active streak among NFL centers at the conclusion of the season.

A native of Centreville, Ala., Jones attended the University of Georgia, where his 49 total starts ranked third in school annals. He was a two-time All-SEC selection by the league's coaches and was named to Georgia's Team of the Decade. As a senior (2011), the team captain earned All-SEC first-team honors.

### Jones' Career Regular Season Games Played/Games Started:

Year	Team	GP	GS	Starts by Position
2012	Hou	16	10	RG-10
2013	Hou	16	1	RG-1
2014	Hou	16	16	LG-16
2015	Hou	16	16	C-16
2016	Ten	16	16	C-16
2017	Ten	16	16	C-16
2018	Ten	16	16	C-16
2019	Ten	15	15	C-15
2020	Ten	16	16	C-16
<b>NFL Totals</b>		<b>143</b>	<b>122</b>	<b>C-95, LG-16, RG-11</b>


### Jones' Career Postseason Games Played/Games Started:

Year	Team	GP	GS	Starts by Position
2012	Hou	2	2	RG-2
2015	Hou	1	1	C-1
2017	Ten	2	2	C-2
2019	Ten	3	3	C-3
2020	Ten	1	1	C-1
<b>Playoff Totals</b>		<b>9</b>	<b>9</b>	<b>C-7, RG-2</b>



## #71 ■ T DENNIS KELLY

6-8, 321, 9th Year, Purdue  
[Click for complete bio](#)



**Dennis Kelly** completed his ninth NFL season and his fifth campaign with the Titans in 2020. He was acquired in a trade with the Philadelphia Eagles on Aug. 16, 2016. In exchange for Kelly, the Titans dealt wide receiver Dorial Green-Beckham to the Eagles.

In 2020, Kelly set a career high with 16 starts during the regular season—all at right tackle. He also earned his first career playoff start. He was a key member of an offense that generated the NFL's second-overall ranking (396.4 yards per game), finished second in rushing (168.1), and allowed the sixth-fewest sacks (25). He helped pave the way for **Derrick Henry** to produce the NFL's eighth all-time 2,000-yard rushing season (2,027).

Kelly appeared in 15 games during the 2019 regular season, including starts at left tackle in each of the team's first four games. He caught a touchdown pass against Jacksonville on Nov. 24 and added another touchdown catch in the AFC Championship Game at Kansas City on Jan. 19.

Kelly played in 11 games in 2018 with five starts at right tackle. It was the third-highest start total of his career.

Kelly played in all 16 games in both 2016 and 2017. During that time he had a regular role in the team's "heavy" personnel package and earned six total starts—six in 2016 and one in 2017. He helped the Titans rush for an average of 136.7 yards per game in 2016, which ranked third in the NFL.

Kelly entered the NFL as a fifth-round selection by the Eagles in the 2012 NFL Draft. In four seasons with the Eagles, he recorded 15 starts and 30 games played. He recorded nine starts with the Eagles at right tackle, four starts at right guard and two starts at left guard.

A native of Chicago Heights, Ill., Kelly was a team captain and a two-time offensive MVP at Purdue. He started his final three seasons at left tackle for the Boilermakers.

### Kelly's Career Regular Season Games Played/Games Started:

Year	Team	GP	GS	Starts by Position
2012	Phi	13	10	RG-3, RT-7
2013	Phi	0	0	
2014	Phi	3	3	LG-2, RG-1
2015	Phi	14	2	RT-2
2016	Ten	16	6	TE-6
2017	Ten	16	1	TE-1
2018	Ten	11	5	RT-5
2019	Ten	15	4	LT-4
2020	Ten	16	16	RT-16
<b>NFL Totals</b>		<b>104</b>	<b>47</b>	<b>LT-4, LG-2, RG-4, RT-30, TE-7</b>

### Kelly's Career Postseason Games Played/Games Started:

Year	Team	GP	GS	Starts by Position
2017	Ten	2	0	
2019	Ten	3	0	
2020	Ten	1	1	RT-1
<b>Playoff Totals</b>		<b>6</b>	<b>1</b>	<b>RT-1</b>

2020 RECAP

DRAFT

TEAM NOTES

PLAYER NOTES

STATISTICS

ROSTERS

## #77 - T TAYLOR LEWAN

6-7, 309, 7th Year, Michigan

[Click for complete bio](#)

Tackle **Taylor Lewan** completed his seventh NFL season in 2020. He was selected by the Titans with the 11th overall pick of the 2014 NFL Draft and received a multi-year contract extension in 2018.

Lewan's 2020 season was cut short after he was placed on injured reserve on Oct. 19, 2020, one day after suffering a knee injury against the Houston Texans. He started each of the team's first five games of the season.

In 2019, Lewan registered 12 starts during the regular season, anchoring an offensive line that helped running back **Derrick Henry** win the NFL's rushing title (1,540 yards). He started all three playoff games, including the AFC Championship Game.

Lewan was named to the Pro Bowl for the third consecutive season in 2018. He played and started in 15 of the team's 16 games at left tackle, marking his fourth consecutive season with at least 15 starts.

In 2017, Lewan became the team's first offensive lineman to make multiple Pro Bowls since center **Kevin Mawae** from 2008–2009. Lewan started all 16 games for the second consecutive season in 2017 and added starts in both postseason contests.

In 2016, Lewan started all 16 games for the first time. The left tackle was the anchor a line that helped the Titans finish 11th overall in offense, third in rushing and tied for seventh in fewest sacks allowed.

In 2015, Lewan started the first 15 games of the season at left tackle before missing the finale with a concussion.

As a rookie in 2014, Lewan played in 11 games with six starts before suffering an ankle injury. He played as a reserve for the first five games and then started in six consecutive contests before the injury caused him to be inactive the final five weeks. For his efforts, Lewan was named to the Pro Football Writers of America All-Rookie Team.

In four seasons at Michigan, Lewan appeared in 50 games with 48 starts at left tackle. He started the final 41 games of his career and was named the Big Ten Conference Offensive Lineman of the Year in 2012 and 2013. As a senior in 2013, he started all 13 games at left tackle for the third consecutive season and was named second-team *Associated Press* All-American.

At the 2014 NFL Scouting Combine, he ran the 40-yard dash in 4.87 seconds, beating all other offensive linemen in his class and clocking the fourth-fastest time among offensive linemen in the last five years (2010-14). He also ranked among the top offensive linemen at the 2014 combine in the broad jump (first at nine feet, nine inches), vertical jump (tied for third at 30.5 inches) and three-cone drill (fourth at 7.39 seconds).

A native of Cave Creek, Ariz., Lewan became the first offensive tackle selected by the Titans/Oilers in the first round since tackle Brad Hopkins (13th overall) in 1993.

**Lewan's Career Regular Season Games Played/Games Started:**

Year	Team	GP	GS	Starts by Position
2014	Ten	11	6	LT-6
2015	Ten	15	15	LT-15
2016	Ten	16	16	LT-16
2017	Ten	16	16	LT-16
2018	Ten	15	15	LT-15
2019	Ten	12	12	LT-12
2020	Ten	5	5	LT-5
<b>NFL Totals</b>		<b>90</b>	<b>85</b>	<b>LT-85</b>

**Lewan's Career Postseason Games Played/Games Started:**

Year	Team	GP	GS	Starts by Position
2017	Ten	2	2	LT-2
2019	Ten	3	3	LT-3
2020	Ten	0	0	
<b>Playoff Totals</b>		<b>5</b>	<b>5</b>	<b>LT-5</b>

## #76 - G RODGER SAFFOLD III

6-5, 325, 11th Year, Indiana

[Click for complete bio](#)

Guard **Rodger Saffold III** completed his 11th NFL season and his second campaign with the Titans in 2020. He was signed by the Titans as an unrestricted free agent from the Los Angeles Rams on March 15, 2019.

In 2020, Saffold started 15 games at left guard in the NFL's second-overall ranked offense (396.4 yards per game). The Titans also finished second in rushing (168.1) and allowed the sixth-fewest sacks (25) in the league. Saffold helped pave the way for **Derrick Henry** to produce the NFL's eighth all-time 2,000-yard rushing season (2,027).

In 2019, Saffold started all 16 games for the second consecutive season and for the fourth time in his career. He was a key member of an offensive line that helped running back **Derrick Henry** win the NFL's rushing title (1,540 yards). He started all three playoff games, including the AFC Championship Game.

During the first nine seasons of his career (2010-18), Saffold appeared in 114 regular season games with 111 starts. He also gained experience in the postseason, starting four career playoff games, including all three postseason contests on the Rams' run to Super Bowl LIII at the conclusion of 2018.

From 2017-18, Saffold played an integral role in one of the NFL's top-ranked offenses. According to STATS Inc., he allowed only two sacks during that time.

Saffold is extremely versatile, having started with the Rams at right tackle (three games), left tackle (36), right guard (13) and left guard (43).

A native of Bedford, Ohio, he spent four seasons at Indiana University (2006-09), where he started 41 career games and earned All-Big Ten honors as a senior.

Saffold was originally selected by the Rams in the second round (33rd overall) of the 2010 NFL Draft.

**Saffold's Career Regular Season Games Played/Games Started:**

Year	Team	GP	GS	Starts by Position
2010	StL	16	16	LT-16
2011	StL	9	9	LT-9
2012	StL	10	10	LT-10
2013	StL	12	9	RG-5, RT-3, LT-1
2014	StL	16	16	LG-13, RG-3
2015	StL	5	5	RG-5
2016	LAR	15	15	LG-12, LT-2, RT-1
2017	LAR	15	15	LG-15
2018	LAR	16	16	LG-16
2019	Ten	16	16	LG-16
2020	Ten	15	15	LG-15
<b>NFL Totals</b>		<b>145</b>	<b>142</b>	<b>LG-87, LT-38, RG-13, RT-4</b>

**Saffold's Career Postseason Games Played/Games Started:**

Year	Team	GP	GS	Starts by Position
2017	LAR	1	1	LG-1
2018	LAR	3	3	LG-3
2019	Ten	3	3	LG-3
2020	Ten	1	1	LG-1
<b>Playoff Totals</b>		<b>8</b>	<b>8</b>	<b>LG-8</b>



## MORE TITANS OFFENSIVE LINEMEN

### 62 - G/C AARON BREWER

6-1, 274, Rookie, Texas State

- Brewer was signed by the Titans as an undrafted free agent on May 7, 2020.
- The Dallas, Texas, native appeared in 48 games with 47 consecutive starts in four seasons at Texas State.
- He started at least five games at every position on the offensive line. He totaled eight starts at left tackle, seven starts at left guard, 15 starts at center, five starts at right guard and 12 starts at right tackle.
- As a senior, he started all 12 contests at right tackle and earned All-Sun Belt second-team recognition. He was the highest-graded offensive lineman in the Sun Belt Conference (82.8) by Pro Football Focus, surrendering just three combined sacks and hits in 496 snaps in pass protection.

#### 2020 Notes:

- As a rookie in 2020, he appeared in 12 games with one start at left guard (Nov. 22 at Baltimore) before landing on reserve/COVID-19 for the postseason.




### 75 - G/C JAMIL DOUGLAS

6-4, 309, 3rd Year, Arizona State

- Douglas was signed by the Titans to the practice squad on Oct. 3, 2018.
- The 6-foot-4-inch, 309-pounder was originally drafted by the Miami Dolphins in the fourth round (114th overall) of the 2015 NFL Draft and has also spent time with the New England Patriots, Atlanta Falcons and Indianapolis Colts.
- In 2019, Douglas appeared in 15 games for the Titans and made four starts at right guard and one start at center. Made his postseason debut and saw action in all three playoff contests.
- Douglas helped open holes for Derrick Henry to lead the NFL with 1,540 rushing yards in 2019.
- In 2015, rookie Douglas saw action in a career-high 16 games for the Dolphins and made a career-high six starts with four at right guard and two at center.
- In four seasons at Arizona State (2011-14), Douglas appeared in 53 games and made 40 consecutive starts. A three-year starter, Douglas made 27 starts at guard and 13 at tackle.

#### 2020 Notes:

- In 2020, he appeared as a reserve in the final 14 games of the regular season and in one postseason contest.



### 78 - T MARSHALL NEWHOUSE

6-4, 330, 11th Year, Texas Christian

- Newhouse was signed by the Titans to the practice squad on Nov. 27, 2020 and added to the active roster on Dec. 11.
- Prior to joining the Titans, he logged 10 NFL seasons, appearing in 129 games with 81 starts. Over his NFL career, he has played both tackle spots and guard.
- In 2019, he played 15 games for the New England Patriots, including nine starts—eight at left tackle and one at right tackle.
- Prior to joining the Patriots, he spent time with the Green Bay Packers (2011-12), Cincinnati Bengals (2014), New York Giants (2015-16), Oakland Raiders (2017), Buffalo Bills (2018) and Carolina Panthers (2018).
- Newhouse was originally drafted by the Green Bay Packers in the fifth round of the 2010 NFL Draft.
- A native of Dallas, Texas, Newhouse was a three-year starter at left tackle during his collegiate career at TCU.

#### 2020 Notes:

- In his first season with the Titans, Newhouse appeared as a reserve in the final four games of the regular season and in one postseason contest.



## MORE TITANS OFFENSIVE LINEMEN

### 72 - OL DAVID QUESSENBERRY

6-5, 305, 2nd Year, San Jose State

- Quessenberry was promoted from the practice squad to the 53-man roster on Oct. 27, 2020. He spent the season's first seven weeks on the practice squad and appeared in two contests—one game as a COVID-19 replacement and one game as a standard elevation.
- The 6-foot-5-inch, 305-pounder was originally drafted by the Houston Texans in the sixth round (176th overall) of the 2013 NFL Draft.
- He spent his rookie season on injured reserve and then spent the 2014-16 seasons on reserve/non-football illness list after being diagnosed with non-Hodgkin's lymphoma in June 2014. He was medically cleared and returned to action in 2017 as a member of the Texans practice squad. He was signed to the active roster on Dec. 19, 2017 and appeared in two contests for Houston.
- The La Jolla, Calif., native appeared in a career-high four games in 2019 with the Titans and recorded his first career touchdown catch.
- In four seasons at San Jose State (2009-12), Quessenberry appeared in 49 games, starting the final 37 contests he appeared in at left tackle.

#### 2020 Notes:

- In 2020, Quessenberry appeared in 12 games and started the final six regular season games at left tackle, registering the first starting experience of his career. He was part of an offense that tied for the second-overall ranking in the NFL (396.4 yards per game), finished second in rushing (168.1), and allowed the sixth-fewest sacks (25). Quessenberry helped pave the way for Derrick Henry to produce the NFL's eighth all-time 2,000-yard rushing season (2,027). He also started the team's one postseason contest at left tackle.



### 70 - T TY SAMBRAILO

6-5, 311, 6th Year, Colorado State

- Sambrailo was signed by the Titans as a free agent on March 25, 2020.
- The 6-foot-5-inch, 311-pounder was originally drafted by the Denver Broncos in the second round (59th overall) of the 2015 NFL Draft. He appeared in 57 games with 13 starts during his first five NFL seasons with the Broncos (2015-16) and the Atlanta Falcons (2017-19).
- He started 42 of 48 games during his career at Colorado State, seeing time at all five positions along the offensive line in four seasons with the Rams.
- He helped lead the Rams to their best record (10-3) since 2000 and blocked for a 4,000-yard passer (Grayson - 4,006) and 1,200-yard rusher (Hart - 1,275).
- He is a native of Watsonville, Calif.

#### 2020 Notes:

- In 2020, he appeared in 10 games with five starts at left tackle after original starter Taylor Lewan was placed on injured reserve. However, he suffered an injury on Nov. 22 at Baltimore that forced him to injured reserve and caused him to miss the final six regular season contests and the postseason.



### 79 - T ISAIAH WILSON

6-6, 350, Rookie, Georgia

- The Brooklyn, N.Y., native was selected by the Titans in the first round (29th overall) of the 2020 NFL Draft.
- After redshirting in 2017, Wilson played two seasons at Georgia (2018-19), appearing in 25 total games with 24 starts. All of his starts came at right tackle. The Bulldogs finished 11-3 in 2018 and 12-2 in 2019 in his two playing seasons in Athens.
- As a senior, Wilson played in 11 games, starting in 10. He played every offensive snap vs. Kentucky, Florida, Auburn and Texas A&M and over 95 percent of offensive snaps in three others: Vanderbilt, Tennessee and Missouri.

#### 2020 Notes:

- As a rookie, he appeared in one game as a reserve (Nov. 29 at Indianapolis).






## TITANS DEFENSIVE LINEMEN

No.	Name	Ht	Wt	Exp	College
94	Crawford, Jack	6-5	274	9	Penn State
92	Dickerson, Matt	6-5	292	3	UCLA
90	Jones, DaQuan	6-4	322	7	Penn State
98	Simmons, Jeffery	6-4	305	2	Mississippi State
93	Tart, Teair	6-2	304	R	Florida International

### #90 - DL DAQUAN JONES

6-4, 322, 7th Year, Penn State  
[Click for complete bio](#)



Defensive lineman **DaQuan Jones** completed his seventh NFL season in 2020. He was selected by the Titans in the fourth round (112th overall) of the 2014 NFL Draft.

In 2020, Jones was voted a defensive team captain for the first time in his career. He started all 16 games for the fifth time in his career and for the third consecutive season. It gave him 48 consecutive games played and 48 consecutive starts. He registered a career-high six tackles for loss to go along with 49 total tackles, two sacks, 10 quarterback pressures and one forced fumble.

In 2019, Jones achieved career highs with 21 quarterback pressures and three passes defended, and his totals also included 50 tackles, one sack and one tackle for loss.

In 2018, Jones started all 16 games and tallied 39 tackles on the season. He added 14 quarterback pressures, four tackles for loss and one pass defended.

Jones was placed on injured reserve on Dec. 4, 2017 due to a bicep injury he suffered the previous day against the Houston Texans. It concluded a season in which he totaled a career-high 3.5 sacks. The injury put an end to his streak of 45 consecutive starts.

Jones was one of two Titans who started every game from 2015–2016, holding down a spot at defensive end for consecutive seasons. Outside linebacker **Brian Orakpo** was the other member of the team to start every game in that time period.

As a rookie, Jones appeared in seven games with one start. He registered 13 tackles, a sack, three quarterback pressures, two tackles for loss and a forced fumble.

A leader at Penn State during a time of turmoil, Jones started 23 of 46 college games, with all of his starting assignments coming during the last two seasons. Jones finished his career with 92 tackles, adding 4.5 sacks for minus 28 yards, 15.5 stops for losses totaling 55 yards, two fumble recoveries and a pass deflection.

As a senior in 2013, he started all 12 games at defensive tackle, finishing fifth on the team with a career-high 56 tackles (33 solos). His tackle total was the most for any interior defensive lineman in the Big Ten during the 2013 campaign. Jones was named first-team All-Big Ten by the league's coaches and second-team All-Conference by the media. He was named Penn State's Outstanding Senior Player and the recipient of the team's Reid-Robinson Award.

Jones is a native of Johnson City, N.Y.

#### 2020 Game Notes:

- **At Denver (9/14)**, registered two tackles on Monday Night Football.
- **Against Jacksonville (9/20)**, tallied four tackles.
- **At Minnesota (9/27)**, collected a pair of tackles and two quarterback pressures.
- Placed on reserve/COVID-19 on Sept. 29 and removed from the list on Oct. 11.
- **Against Buffalo (10/13)**, posted a pair of tackles.
- **Against Houston (10/18)**, recorded his first half sack of the season (7.5 career sacks) in the first quarter, teaming with Harold Landry III to drop Deshaun Watson for a three-yard loss. He totaled two tackles for loss in the contest.

- **Against Pittsburgh (10/25)**, posted three tackles.
- **Against Chicago (11/8)**, tied his career high with seven tackles and added a half sack and two tackles for loss. He split a one-yard sack of Nick Foles with linebacker Rashaan Evans in the fourth quarter.
- **Against Indianapolis (11/12)**, totaled five tackles and registered an 11-yard sack of Philip Rivers in the second quarter to give him 1.5 sacks in two games. It was his ninth career sack.
- **At Indianapolis (11/29)**, registered four tackles.
- **Against Cleveland (12/6)**, posted three tackles.
- **At Jacksonville (12/13)**, credited with a blocked field goal on Aldrick Rosas' 53-yard field goal attempt in the first quarter. It was Jones' first career blocked kick and the team's first blocked field goal since Dec. 1, 2019 at Indianapolis.
- **Against Detroit (12/20)**, delivered one of the game's biggest defensive plays, forcing a fumble that was recovered by the Titans in the first quarter. On third-and-goal from the one-yard line, he knocked the ball out of the hands of running back D'Andre Swift, and linebacker Will Compton recovered it. Jones notched his second career forced fumble and his first since his rookie season in 2014. He totaled three tackles against the Lions.
- **At Houston (1/3)**, credited with four tackles.
- **Against Baltimore (1/10)**, totaled three tackles, including a sack. He dropped Lamar Jackson for an eight-yard sack in the second quarter. It gave him 1.5 career postseason sacks.

#### Jones' Career Regular Season Statistics:

Year	GP	GS	Tackle	Sack	QBP	TFL	Int	PD	FF	FR
2014	7	1	13	1.0	3	2	0	0	1	0
2015	16	16	67	0.0	15	2	0	0	0	1
2016	16	16	29	1.5	8	1	0	0	0	1
2017	12	12	36	3.5	9	1	0	0	0	0
2018	16	16	39	0.0	14	4	0	1	0	0
2019	16	16	50	1.0	21	1	0	3	0	0
2020	16	16	49	2.0	10	6	0	0	1	0
<b>Totals</b>	<b>99</b>	<b>93</b>	<b>283</b>	<b>9.0</b>	<b>80</b>	<b>17</b>	<b>0</b>	<b>4</b>	<b>2</b>	<b>2</b>

#### Jones' Career Postseason Statistics:

Year	GP	GS	Tackle	Sack	QBP	TFL	Int	PD	FF	FR
2019	3	3	9	0.5	3	0	0	0	0	0
2020	1	1	3	1.0	1	1	0	0	0	0
<b>Totals</b>	<b>4</b>	<b>4</b>	<b>12</b>	<b>1.5</b>	<b>4</b>	<b>1</b>	<b>0</b>	<b>0</b>	<b>0</b>	<b>0</b>

#### Jones' Regular Season Single-Game Highs:

- Tackles** - 7 (Four times, last vs. Chicago, 11/8/20)
- Sacks** - 2 at Indianapolis (11/26/17)
- Quarterback Pressures** - 4 (Twice, last vs. L.A. Chargers, 10/20/19)
- Forced Fumble** - 1 (Twice, last vs. Detroit, 12/20/20)
- Fumble Recovery** - 1 (Twice, last vs. Houston, 1/1/17)


#### Jones' Playoff Single-Game Highs:

- Tackles** - 4 at Kansas City (1/19/20)
- Sacks** - 1 vs. Baltimore (1/10/21)



## #98 ■ DT JEFFERY SIMMONS

6-4, 305, 2nd Year, Mississippi State

[Click for complete bio](#)

Defensive lineman **Jeffery Simmons** completed his second NFL season in 2020. He was selected by the Titans in the first round (19th overall) of the 2019 NFL Draft.

In 2020, Simmons appeared and started in 15 games. With three defensive fumble recoveries, he tied **Chase Young** for the most in the NFL in 2020 and was the first Titans defender with three fumble recoveries in a season since 2005, when linebacker **Brad Kassell** accomplished the feat. Simmons ranked second on the team with 19 quarterback pressures and added 49 tackles, three sacks, three tackles for loss, five passes defended and one forced fumble. In the franchise's "Titans era" (since 1999), he became the first player to post at least three fumble recoveries, three sacks and five passes defended in the same season. He also had three tackles and a tackle for loss in one playoff contest.

Simmons began his rookie season on the non-football injury list due to a knee injury he suffered during training in February 2019. He missed the first six games of the season before joining the 53-man roster in Week 7.

His rookie totals included 40 tackles, two sacks, two tackles for loss, 14 quarterback pressures and one pass defended in nine games (seven starts). He added four tackles, three quarterback pressures and a fumble recovery in three playoff contests.

During a three-year career as a defensive tackle at Mississippi State, Simmons appeared in 38 contests with 28 starts. He finished his career ranked sixth in school history with 32.5 in tackles for loss. He also tied for sixth in MSU annals with five forced fumbles and tied for fourth with three blocked kicks. His totals also included 163 tackles, seven sacks, seven passes defended and two defensive touchdowns.

He was a first-team All-SEC selection as a sophomore and junior and was one of two players in the nation to be named a Bednarik Award Semifinalist in both 2017 and 2018.

As a junior in 2018, Simmons was named second-team All-American after totaling 63 tackles, 17 tackles for loss and two sacks. His 17 tackles for loss led the team, ranked fourth in the SEC and were the third-most in single-season school history.

During his sophomore season (2017), he set a career high with five sacks and added 12 tackles for loss. With three total blocked kicks and punts, he became the first SEC player since 2004 to lead the nation in the category.

Simmons is a native of Macon, Miss.

**2020 Game Notes:**

➤ **At Denver (9/14)**, tallied four tackles and a fumble recovery on Monday Night Football. He notched his first career fumble recovery in the second quarter on a reception by Melvin Gordon III (fumble forced by Kevin Byard). He recovered the ball at Denver's 23-yard line, and the offense scored a touchdown on the ensuing drive.

➤ **Against Jacksonville (9/20)**, helped clinch the victory by batting a pass at the line of scrimmage that was then picked off by outside linebacker Harold Landry III on the Jaguars' final possession. It was the second consecutive game in which Simmons was involved in a takeaway after recovering a fumble in the season opener at Denver. He added three tackles against the Jaguars.

➤ **At Minnesota (9/27)**, produced five total tackles, one sack, one tackle for loss and a career-high five quarterback pressures. He forced the Vikings to punt with a six-yard sack of Kirk Cousins on third down in the first quarter. It was his first sack of 2020 and the third sack of his career.

➤ Placed on reserve/COVID-19 on Oct. 3 and removed from the list on Oct. 15.

➤ **Against Houston (10/18)**, registered his second sack of the season and the fourth sack of his career in the fourth quarter, taking down Deshaun Watson for a 12-yard loss on third down. He tied his career high with six tackles and also batted down a pass by Watson on a two-point conversion attempt with less than two minutes remaining in the fourth quarter. The play kept the Titans' deficit to seven points (36-29), and the Titans offense subsequently drove to tie the score and force overtime.

➤ **Against Pittsburgh (10/25)**, registered three tackles and a pass defended. He deflected a Ben Roethlisberger pass in the third quarter that was subsequently intercepted by linebacker Jayon Brown. It was the second time in 2020 that Simmons tipped a pass that was then intercepted (Sept. 20 vs. Jacksonville).



- **At Cincinnati (11/1)**, contributed four tackles.
- **Against Chicago (11/8)**, totaled three tackles, one pass defended, one forced fumble and one fumble recovery to earn AFC Defensive Player of the Week honors. He was credited with his first career forced fumble in the third quarter, leading to a Titans touchdown. After he knocked the ball out of the hands of running back David Montgomery, cornerback Desmond King II scooped it up and raced 63 yards for a touchdown. In the fourth quarter, after Jayon Brown stripped the ball from Anthony Miller, he recovered the ball for the takeaway. It was his first career game with a fumble recovery and a forced fumble. He became the team's first defensive lineman to record a fumble recovery and a forced fumble in the same game since Jurrell Casey at Atlanta on Sept. 29, 2019.
- **Against Indianapolis (11/12)**, posted two tackles and one pass defended.
- **At Baltimore (11/22)**, contributed three tackles.
- **At Indianapolis (11/29)**, sacked Philip Rivers for a six-yard loss in the third quarter, registering his third sack of the season to surpass his rookie total of two sacks. He totaled four tackles and added a pass defended.
- **Against Cleveland (12/6)**, set a career high with seven tackles.
- **At Jacksonville (12/13)**, credited with one tackle.
- **Against Detroit (12/20)**, recovered a fumble by tight end T.J. Hockenson in the third quarter to notch his third career fumble recovery and his third fumble recovery in 2020. He became the first Titans defender with three fumble recoveries in a season since 2005, when linebacker Brad Kassell accomplished the feat. He added two tackles against the Lions.
- **At Green Bay (12/27)**, credited with two tackles.
- **Against Baltimore (1/10)**, registered three tackles, including a tackle for loss.

**Simmons' Career Regular Season Statistics:**

Year	GP	GS	Tackle	Sack	QBP	TFL	Int	PD	FF	FR
2019	9	7	40	2.0	14	2	0	1	0	0
2020	15	15	49	3.0	19	3	0	5	1	3
<b>Totals</b>	<b>24</b>	<b>22</b>	<b>89</b>	<b>5.0</b>	<b>33</b>	<b>5</b>	<b>0</b>	<b>6</b>	<b>1</b>	<b>3</b>

**Simmons' 2019/Career Postseason Statistics:**

Year	GP	GS	Tackle	Sack	QBP	TFL	Int	PD	FF	FR
2019	3	0	4	0.0	3	0	0	0	0	1
2020	1	1	3	0.0	0	1	0	0	0	0
<b>Totals</b>	<b>4</b>	<b>1</b>	<b>7</b>	<b>0.0</b>	<b>3</b>	<b>1</b>	<b>0</b>	<b>0</b>	<b>0</b>	<b>1</b>

**Simmons' Regular Season Single-Game Highs:**

**Tackles** - 7 vs. Cleveland (12/6/20)

**Sacks** - 1 (Five times, last at Indianapolis, 11/29/20)

**Quarterback Pressures** - 5 at Minnesota (9/27/20)

**Forced Fumbles** - 1 vs. Chicago (11/8/20)

**Fumble Recoveries** - 1 (Three times, last vs. Detroit, 12/20/20)

**Simmons' Playoff Single-Game Highs:**

**Tackles** - 3 vs. Baltimore (1/10/21)

**Fumble Recoveries** - 1 at Baltimore (1/11/20)

## MORE TITANS DEFENSIVE LINEMEN

### 94 - DL JACK CRAWFORD

6-5, 274, 9th Year, Penn State

- Crawford was signed by the Titans as an unrestricted free agent on April 8, 2020.
- The London, United Kingdom, native was originally selected by the Oakland Raiders in the fifth round (158th overall) of the 2012 NFL Draft and was spent his first two seasons with the Raiders. He then played three seasons with the Dallas Cowboys (2014-16) and three seasons with the Atlanta Falcons (2017-2019).
- In 2019, he played in all 16 games with four starts for the Falcons and totaled 27 tackles, one tackle for loss and a half sack.
- In 2018, Crawford played in all 16 games with a career-best 11 starts for the Falcons and recorded career-bests with 35 tackles and six sacks.
- In 2016, his final season in Dallas, Crawford saw action in all 16 games and posted 27 tackles, 3.5 sacks, and 12 quarterback pressures.
- In 2015, Crawford played in all 16 games for the first time in his career and registered 18 tackles, four sacks which ranked fourth on the team, 10 quarterback pressures and three tackles for loss.
- In four seasons at Penn State, he saw action in 49 games with 33 starts and tallied 89 tackles, 14 sacks, 26.5 stops for loss, 11 passes defended, three fumble recoveries and a forced fumble.

#### 2020 Notes:

- In 2020, he appeared in 16 games for the third consecutive season and totaled nine starts. He totaled 28 tackles, two sacks, nine quarterback pressures, three tackles for loss and one forced fumble. He also appeared in one postseason contest.
- **At Denver (9/14)**, made his Titans debut on Monday Night Football.
- **Against Jacksonville (9/20)**, recorded a 20-yard sack of quarterback Gardner Minshew in the second quarter. It was his first sack as a member of the Titans and the 17th sack of his career. It was the most sack yards recorded on a single play by the Titans since William Hayes registered a 21-yard sack at San Francisco on Nov. 8, 2009.
- **Against Indianapolis (11/12)**, registered a career-high five tackles.
- **Against Cleveland (12/6)**, set a career high with seven tackles, including a tackle for loss. He added his third career forced fumble by stripping the ball from quarterback Baker Mayfield in the fourth quarter. Kenny Vaccaro recovered the ball and returned it 53 yards to set up a Titans touchdown.
- **At Houston (1/3)**, registered an eight-yard sack of Deshaun Watson in the fourth quarter. It gave Crawford two sacks in 2020 and 18 career sacks.



### 92 - DE MATT DICKERSON

6-5, 292, 3rd Year, UCLA

- Matt Dickerson was signed by the Titans as an undrafted free agent on May 11, 2018.
- His 2019 totals included two tackles, one quarterback pressure and one tackle for loss in five games. He added one tackle in three playoff contests.
- As a rookie in 2018, he totaled three tackles in three games.
- Dickerson appeared in 44 games with 16 starts over four seasons at UCLA. He totaled 97 tackles, seven tackles for loss, four passes defended and 1.5 sacks as a Bruin.
- As a senior in 2017, he started seven games before missing the remainder of the season due to injury. Prior to the injury he recorded 21 tackles and a tackle for loss.
- Dickerson is a native of San Mateo, Calif.

#### 2020 Notes:

- In 2020, he appeared in 10 contests in the regular season and totaled 10 tackles and one quarterback pressure.
- **At Jacksonville (12/13)**, established a career high with three tackles.
- **Against Baltimore (1/10)**, registered his first career start in the regular season or playoffs. He dropped Lamar Jackson for a one-yard sack in the second quarter, registering his first career sack in the regular season or playoffs.



### 91 - DL LARRELL MURCHISON

6-2, 297, Rookie, North Carolina State

- Murchison was selected by the Titans in the fifth round (174th overall) of the 2020 NFL Draft.
- During a two-year stint as a defensive tackle at North Carolina State, Murchison started in all 25 contests. He finished his Wolfpack career with 85 tackles, 11 sacks, 20 tackles for loss, five quarterback hits, an interception, three passes defended and three fumble recoveries.
- In 2019, Murchison was named second-team All-ACC after leading the Wolfpack with a 12 tackles for loss and seven sacks as a senior.
- In 2018, Murchison received N.C. State's Cary Brewbaker Award for Defensive Lineman of the Year, as well as the Alpha Wolf Rising Award, which is given to the Most Improved Player.
- The Elizabethtown, N.C., native started his collegiate career at Louisburg (N.C.) College and was named a NJCAA junior-college honorable mention All-American.

#### 2020 Notes:

- In 2020, he appeared in 10 games as a rookie and totaled five tackles. He added a tackle in one postseason contest.
- **Against Jacksonville (9/20)**, made his NFL debut and was credited with one tackle.



### 93 - DT TEAIR TART


6-2, 304, Rookie, Florida International

- Signed by the Titans as an undrafted free agent on May 7, 2020.
- The Philadelphia, Pa., native appeared in 23 games with 10 starts over two seasons at Florida International, totaling 51 tackles, 19.0 tackles for loss, six sacks, one pass defended, five quarterback pressures and two forced fumbles.
- Tart also played at Ellsworth (Iowa) Community College in 2017 and ASA (N.Y.) College in 2016.
- His first name is pronounced "tee-AIR."

#### 2020 Notes:

- In 2020, he appeared in seven games with one start as a rookie and totaled five tackles, two quarterback pressures, one tackle for loss, one pass defended.
- **Against Chicago (11/8)**, made his NFL debut as a reserve and registered a quarterback pressure.
- **Against Detroit (12/20)**, posted two tackles, including a tackle for loss.
- **At Green Bay (12/27)**, logged his first career start and was credited with two tackles.
- Placed on reserve/COVID-19 on Jan. 3 and removed from the list on Jan. 18.





# TITANS INSIDE LINEBACKERS

No.	Name	Ht	Wt	Exp	College
56	Bates, Daren	5-11	225	8	Auburn
55	Brown, Jayon	6-0	226	4	UCLA
53	Compton, Will	6-1	235	7	Nebraska
49	Dzubnar, Nick	6-1	240	6	Cal Poly-San Luis Obispo
54	Evans, Rashaan	6-2	232	3	Alabama
51	Long Jr., David	5-11	227	2	West Virginia

## #55 - ILB JAYON BROWN

**6-0, 226, 4th Year, UCLA**  
[Click for complete bio](#)



Linebacker **Jayon Brown** completed his fourth NFL season in 2020. He was selected by the Titans in the fifth round (155th overall) of the 2017 NFL Draft.

Brown was placed on injured reserve on Nov. 24, 2020 after starting the season's first 10 games. At the time, he led the team with 76 total tackles. His season statistics also included one sack, five tackles for loss, four quarterback pressures, one interception, eight passes defended and two forced fumbles.

Brown appeared in 14 contests in 2019 with a career-high 14 starts. He finished third on the team and set a career high with 117 tackles while adding one sack, four tackles for loss, seven quarterback pressures, one interception, nine passes defended and one fumble return for a touchdown. He added eight tackles and one pass defended in two postseason contests.

Brown played in all 16 games with nine starts in 2018. He finished second on the defense with 107 tackles and six sacks, and his 18 quarterback pressures tied for the second-highest total on the team. He was one of only six NFL linebackers with at least six sacks, one interception, one forced fumble and one fumble recovery during the season.

As a rookie, Brown appeared in all 16 regular season games and both postseason games as the team's nickel linebacker. He registered 67 tackles, which tied for the 10th-highest total by a "Titans era" rookie (1999-present) and ranked fifth among the team's rookie linebackers in that span.

In four seasons at UCLA (2013-16), Brown appeared in 49 games with 21 starts and totaled 220 tackles, three sacks, nine tackles for loss, three interceptions, 15 passes defended, one forced fumble and four fumble recoveries. He started 21 games over his final two seasons and totaled nine games with double-digit tackles.

As a senior in 2016, he earned first-team All-Pac-12 honors after leading the Bruins with 119 tackles, which tied for 16th on the all-time school single-season list. He added 2.5 sacks, seven tackles for loss, three interceptions, 23 passes defended and two fumble recoveries.

Brown is a native of Long Beach, Calif.

**2020 Game Notes:**

- **At Denver (9/14)**, registered five tackles and a tackle for loss on Monday Night Football.
- **Against Jacksonville (9/20)**, totaled seven tackles, one tackle for loss, one quarterback pressure and one pass defended.
- **At Minnesota (9/27)**, led the defense with eight tackles and added a pass defended and two quarterback pressures.
- **Against Buffalo (10/13)**, recorded five tackles and forced fumble (recovered by Buffalo) in his 50th career game.
- **Against Houston (10/18)**, credited with a team-high 10 tackles, including a tackle for loss.
- **Against Pittsburgh (10/25)**, credited with an interception, a team-high and career-high four passes defended, and tied for the team lead with eight tackles. He intercepted a Ben Roethlisberger pass in the third quarter for his first interception of 2020 on a pass that was deflected by Jeffery Simmons. The play gave Brown three career interceptions. He also helped cause an interception in the fourth quarter when he defended a pass from Ben Roethlisberger to JuJu Smith-Schuster that was then picked off by Amani Hooker.

- **At Cincinnati (11/1)**, led the team and set a season high through seven games with 12 total tackles.
- **Against Chicago (11/8)**, credited with a team-high 11 tackles in the contest along with one sack, one pass defended and one forced fumble. He dropped Nick Foles for a six-yard sack in the second quarter. In the fourth quarter, he created a turnover when he registered his second forced fumble of the season. He knocked the ball out of the hands of wide receiver Anthony Miller, and defensive tackle Jeffery Simmons recovered it for the Titans. The play gave Brown four career forced fumbles.
- **Against Indianapolis (11/12)**, tallied seven tackles and one pass defended.
- **At Baltimore (11/22)**, posted three tackles, including a tackle for loss, before exiting the contest in the second quarter with an elbow injury.
- Placed on injured reserve on Nov. 24.

**Brown's Career Regular Season Statistics:**

Year	GP	GS	Tackle	Sack	QBP	TFL	Int	PD	FF	FR
2017	16	0	67	1.5	6	2	0	4	0	1
2018	16	9	107	6.0	18	6	1	7	2	1
2019	14	14	117	1.0	7	4	1	9	0	1
2020	10	10	76	1.0	4	5	1	8	2	0
<b>Totals</b>	<b>56</b>	<b>33</b>	<b>367</b>	<b>9.5</b>	<b>35</b>	<b>17</b>	<b>3</b>	<b>28</b>	<b>4</b>	<b>3</b>

**Brown's Career Postseason Statistics:**

Year	GP	GS	Tackle	Sack	QBP	TFL	Int	PD	FF	FR
2017	2	0	5	0.0	0	0	0	1	0	0
2019	2	2	8	0.0	0	0	0	1	0	0
2020	0	0	0	0.0	0	0	0	0	0	0
<b>Totals</b>	<b>4</b>	<b>2</b>	<b>13</b>	<b>0.0</b>	<b>0</b>	<b>0</b>	<b>0</b>	<b>2</b>	<b>0</b>	<b>0</b>

**Brown's NFL Regular Season Single-Game Highs:**

- Tackles** - 16 vs. Jacksonville (11/24/19)
- Sacks** - 1 (Eight times, last vs. Chicago, 11/8/20)
- Interceptions** - 1 (Three times, last vs. Pittsburgh, 10/25/20)
- Pass Defended** - 4 vs. Pittsburgh (10/25/20)
- Forced Fumbles** - 1 (Four times, last vs. Chicago, 11/8/20)
- Fumble Recoveries** - 1 (Three times, last at Oakland, 12/8/19)

**Brown's NFL Playoff Single-Game Highs:**

- Tackles** - 5 at Kansas City (1/19/20)

## BROWN IN ELITE GROUP IN 2018

**Jayon Brown** emerged in 2018 as one of the top playmakers on the Titans defense. He was one of only six NFL linebackers during the season to accumulate at least six sacks, one interception, one forced fumble and one opponent fumble recovery, joining Denver's **Von Miller**, Chicago's **Khalil Mack**, Kansas City's **Justin Houston**, Indianapolis' **Darius Leonard** and Buffalo's **Lorenzo Alexander**.

**NFL linebackers in 2018 with at least six sacks, one interception, one forced fumble and one opponent fumble recovery:**


Player	Team	Sacks	Int	Forced Fum	Opp Fum Rec
Von Miller	Denver Broncos	14.5	1	4	3
Khalil Mack	Chicago Bears	12.5	1	6	2
Justin Houston	Kansas City Chiefs	9.0	1	5	3
Darius Leonard	Indianapolis Colts	7.0	2	4	2
Lorenzo Alexander	Buffalo Bills	6.5	2	2	1
<b>Jayon Brown</b>	<b>Tennessee Titans</b>	<b>6.0</b>	<b>1</b>	<b>2</b>	<b>1</b>





## #54 ■ ILB RASHAAN EVANS

6-2, 232, 3rd Year, Alabama

[Click for complete bio](#)

Linebacker **Rashaan Evans** completed his third NFL season in 2020. He was selected by the Titans with the 22nd pick in the first round of the 2018 NFL Draft. The Titans traded up from the 25th spot in order to take the former Alabama standout.

In 2020, Evans started all 16 games at inside linebacker for the second consecutive season and finished third on the defense with 96 tackles. He also tallied six quarterback pressures, one tackle for loss, 0.5 sacks, five passes defended and one fumble recovery. He added nine tackles, one quarterback pressure and one tackle for loss in one postseason contest.

In 2019, Evans started every game and led the Titans with 139 tackles and 11 tackles for loss. He added 2.5 sacks, 11 quarterback pressures, one pass defended and one fumble return for a touchdown. He started all three postseason games and finished second on the squad with 22 tackles, including a team-high three tackles for loss.

During his rookie season, Evans overcame an injury that kept him out of the preseason. He played in 15 games with seven starts at inside linebacker and totaled 63 tackles, six quarterback pressures, two tackles for loss and three passes defended.

In four seasons with the Crimson Tide (2014–2017), Evans appeared in 53 games with 14 starts and totaled 152 tackles, 15.0 sacks, 23.5 tackles for loss, five passes defended, 19 quarterback hurries, two forced fumbles and two fumble recoveries. During his four years there, he appeared in three CFP National Championship contests with two victories.

As a senior in 2017, Evans started 12 games and tied for the team lead with 74 tackles. He led the Crimson Tide with 13 tackles for loss despite missing a pair of games due to injury and also posted seven quarterback hurries, six sacks, three passes defended, one forced fumble and one fumble recovery.

Following his senior campaign, he was named a first-team All-American by the AFCA, earned first-team All-SEC honors from Associated Press and second-team All-SEC honors from the conference coaches.

Evans is a native of Auburn, Ala.

**2020 Game Notes:**

- **Against Jacksonville (9/20)**, totaled seven tackles.
- **At Minnesota (9/27)**, recovered a fumble by Dalvin Cook in the first quarter and returned the ball 25 yards to help set up a field goal on the ensuing drive. It was his second career fumble recovery (first of 2020). He also tied for the team lead with seven tackles.
- **Against Buffalo (10/13)**, led the defense with nine tackles.
- **Against Houston (10/18)**, posted seven tackles and a quarterback pressure.
- **Against Pittsburgh (10/25)**, totaled five tackles and one pass defended.
- **At Cincinnati (11/1)**, notched six tackles.
- **Against Chicago (11/8)**, tallied four tackles and split a one-yard sack of Nick Foles with defensive lineman DaQuan Jones in the fourth quarter. The play gave Evans three career sacks.
- **Against Indianapolis (11/12)**, notched six tackles.
- **At Baltimore (11/22)**, credited with a team-high nine tackles.
- **At Indianapolis (11/29)**, posted four tackles and one pass defended.
- **Against Cleveland (12/6)**, credited with six tackles, one quarterback pressure and one tackle for loss.
- **At Jacksonville (12/13)**, tallied eight tackles and a career-high two passes defended.
- **Against Detroit (12/20)**, posted seven tackles.
- **At Green Bay (12/27)**, registered five tackles.
- **At Houston (1/3)**, contributed four tackles and one pass defended.
- **Against Baltimore (1/10)**, notched nine tackles, one quarterback pressure and one tackle for loss.

**Evans' Career Regular Season Statistics:**

Year	GP	GS	Tackle	Sack	QBP	TFL	Int	PD	FF	FR
2018	15	7	63	0.0	6	2	0	3	0	0
2019	16	16	139	2.5	11	11	0	1	0	1
2020	16	16	96	0.5	6	1	0	5	0	1
<b>Totals</b>	<b>47</b>	<b>39</b>	<b>298</b>	<b>3.0</b>	<b>23</b>	<b>14</b>	<b>0</b>	<b>9</b>	<b>0</b>	<b>2</b>

**Evans' Career Postseason Statistics:**

Year	GP	GS	Tackle	Sack	QBP	TFL	Int	PD	FF	FR
2019	3	3	22	0.0	2	3	0	0	0	0
2020	1	1	9	0.0	1	1	0	0	0	0
<b>Totals</b>	<b>4</b>	<b>4</b>	<b>31</b>	<b>0.0</b>	<b>3</b>	<b>4</b>	<b>0</b>	<b>0</b>	<b>0</b>	<b>0</b>

**Evans' Regular Season Single-Game Highs:**

**Tackles** - 14 vs. Tampa Bay (10/27/19)

**Sacks** - 1 (Twice, last vs. Jacksonville, 11/24/19)

**Fumble Recoveries** - 1 (Twice, last at Minnesota, 9/27/20)

**Evans' Playoff Single-Game Highs:**

**Tackles** - 12 at New England (1/4/20)

**Tackles for Loss** - 3 at New England (1/4/20)

## 2019 TITANS TACKLE LEADERS

Linebacker **Rashaan Evans** set a career high and led the Titans defense with 139 tackles during the 2019 regular season, according to the Titans coaches' film review. It was his first season to lead the team in tackles.

**Titans tackle leaders in 2019 (by total tackles)\*:**

Player	Pos	Total	Solo	Assist
1. <b>Rashaan Evans</b>	ILB	139	84	55
2. Logan Ryan	CB	120	76	44
3. Jayon Brown	ILB	117	89	28
4. Kenny Vaccaro	S	104	62	42
5. Kevin Byard	S	91	57	34
6. Harold Landry III	OLB	81	56	25
7. Jurrell Casey	DT	61	41	20
8. DaQuan Jones	DL	50	34	16
9. Wesley Woodyard	ILB	46	32	14
10. Adoree' Jackson	CB	40	36	4

\* Titans tackle statistics from coaches' tally

## MORE TITANS INSIDE LINEBACKERS

### 56 - LB DAREN BATES

5-11, 225, 8th Year, Auburn

- Bates was promoted from the practice squad to the 53-man roster on Oct. 27. He spent the first seven weeks of the season on the practice squad, during which time he appeared in three games—two games as a COVID-19 replacement and one game as a standard elevation.
- Bates originally joined the Titans in 2017 after spending time with the St. Louis Rams (2013-15) and Oakland Raiders (2016).
- In 2019, he appeared in 13 games and led the team with 11 special teams tackles. He added a pair of special teams stops in three postseason games.
- He was named a team captain (special teams) for the first time in his career prior to the 2018 campaign. He played in all 16 games and finished second on the squad with 10 special teams tackles.
- In 2017, Bates set a career high and ranked second on the team with 16 special teams tackles.
- Bates registered back-to-back seasons (2014-2015) of double-digit special teams tackles as a member of the St. Louis Rams.
- The Memphis, Tenn., native appeared in 49 games during his career at Auburn, totaling 316 tackles, registering six double-digit tackle games in his collegiate career.

#### 2020 Notes:

- In 2020, he appeared in 13 games during the regular season and tied for second on the team with eight special teams tackles. He also appeared in one postseason contest.



### 53 - LB WILL COMPTON

6-1, 235, 7th Year, Nebraska

- Compton is in his seventh NFL season. He re-joined the Titans on August 27, 2020 after spending one season in Oakland.
- Through the first six seasons of his NFL career, Compton played in 78 games with 39 starts.
- In 2019, he played in nine games with four starts for the Raiders and totaled 39 tackles and one special teams stop.
- In 2018, Compton played in 12 games for the Titans and led the team with 11 special teams tackles.
- He entered the NFL as an undrafted college free agent with Washington in 2013, where he played five seasons (2013-17).
- A native of Bonne Terre, Mo., Compton was a three-year starter at the University of Nebraska (2010-12) and finished his career with 247 tackles to rank 12th on the Nebraska all-time tackles chart, including 110 tackles in his senior season.

#### 2020 Notes:

- In 2020, he appeared in 12 games with one start and posted 14 tackles, one fumble recovery and four stops on special teams. He also appeared in one postseason contest.
- **At Denver (9/14)**, registered three tackles on Monday Night Football.
- Released from the 53-man roster on Oct. 26 and re-signed to the practice squad the following day.
- Promoted from the practice squad to the 53-man roster on Dec. 1.
- **Against Detroit (12/20)**, recovered a Lions fumble near the goal line in the second quarter. On third-and-goal from the one-yard line, defensive lineman DaQuan Jones knocked the ball out of the hands of running back D'Andre Swift, and Compton recovered it at the three-yard line. It was Compton's fourth career fumble recovery and his first since 2016.



### 49 - LB NICK DZUBNAR

6-1, 240, 6th Year, Cal Poly-San Luis Obispo

- Dzubnar (pronounced duh-ZOOB-nar) was signed by the Titans as an unrestricted free agent on March 26, 2020.
- The Mission Viejo, Calif., native was originally signed by the San Diego Chargers as undrafted free agent on May 12, 2015.
- In five seasons with the Chargers, he produced 61 special teams tackles in 65 games.
- In 2019, Dzubnar appeared in all 16 games for the third time in his career, posting 12 special teams tackles.
- In 2018, Dzubnar collected 15 special teams tackles on coverage units and tied for the team lead with three special teams tackles in the 2018 postseason.
- In 2017, Dzubnar led the Chargers with a career-best 21 special teams tackles.
- Played four seasons (2011-14) at Cal Poly-San Luis Obispo, ending his Mustang career as the second-leading tackler in school history with 414 stops.

#### 2020 Notes:

- In 2020, he appeared in every game for the third consecutive season and led the Titans with 13 special teams tackles. He added one defensive tackle. He started one postseason game and posted one tackle.
- **At Denver (9/14)**, made his Titans debut on Monday Night Football and registered a tackle.
- **Against Buffalo (10/13)**, led the team with three special teams tackles.
- **At Green Bay (12/27)**, led the team with two special teams tackles.
- **Against Baltimore (1/10)**, recorded his first career start in the regular season or playoffs and posted one tackle in the team's wild card game.



### 51 - LB DAVID LONG JR.

5-11, 227, 2nd Year, West Virginia

- The Cincinnati, Ohio, native was selected by the Titans in the sixth round (188th overall) of the 2019 NFL Draft.
- As a rookie in 2019, Long appeared in 14 games during the regular season. He also played in all three playoff contests with one start.
- During a three-year career at West Virginia, he played in 34 games with 31 starts and totaled 252 tackles, 14 sacks and 40 career tackles for loss which tied for third place on West Virginia's all-time list. In his final campaign in 2018, tied for the single-season program record with 19 tackles for loss.
- As a junior at West Virginia in 2018, he was selected Big 12 Defensive Player of the Year by the coaches and the Associated Press. He also received second-team All-America honors by the Associated Press and first-team All-Big 12 accolades by the Associated Press.
- Attended Winton Woods High School (Cincinnati, Ohio) where he finished with 283 career tackles, six sacks and six interceptions.

#### 2020 Notes:

- In 2020, he appeared in 14 games with five starts at inside linebacker. He totaled 50 tackles, one quarterback pressure, two tackles for loss, two passes defended and four stops on special teams. He recorded a start in the playoffs and tallied five tackles and one quarterback pressure.
- **At Denver (9/14)**, posted three tackles and a tackle for loss on Monday Night Football.
- **Against Buffalo (10/13)**, forced a fumble on Andre Roberts' kickoff return in the fourth quarter, leading to a recovery by Kareem Orr and a Titans touchdown on the ensuing possession. He added two tackles on defense.
- Placed on the reserve/COVID-19 list on Nov. 16 and activated on Nov. 28.
- **At Indianapolis (11/29)**, posted three tackles and one pass defended.
- **Against Cleveland (12/6)**, recorded his first career start in the regular season and was credited with six tackles.
- **At Jacksonville (12/13)**, started and tallied five tackles.
- **Against Detroit (12/20)**, led the team with a career-high 12 tackles and added a pass defended.
- **At Green Bay (12/27)**, tied for the team lead with nine tackles, including a tackle for loss.
- **At Houston (1/3)**, led the defense with eight tackles.
- **Against Baltimore (1/10)**, started and generated five tackles and one quarterback pressure.





## TITANS OUTSIDE LINEBACKERS

No.	Name	Ht	Wt	Exp	College
99	Clowney, Jadeveon	6-5	255	7	South Carolina
58	Landry III, Harold	6-2	252	3	Boston College
57	Ray, Wyatt	6-3	255	1	Boston College
50	Roberson, Derick	6-3	250	2	Sam Houston St.

### #58 - OLB HAROLD LANDRY III

6-2, 252, 3rd Year, Boston College  
[Click for complete bio](#)



Outside linebacker **Harold Landry III** completed his third NFL season in 2020. He was selected by the Titans in the second round (41st overall) of the 2018 NFL Draft after the Titans traded up 16 spots in the second round (57 to 41) in order to take the former Boston College standout.

From the start of his rookie season through 2020, Landry's 19 total sacks led the Titans. Other than **Jevon Kearse** (36.0), Landry produced the highest sack total by a Titans/Oilers player in his first three NFL seasons since individual sacks became an official NFL statistic in 1982.

In 2020, Landry recorded 16 starts for the second consecutive season. He led the team with 5.5 sacks, a career-high 32 quarterback pressures and a career-high 10 tackles for loss. He totaled 69 tackles and added one interception and a career-high five passes defended. In one playoff contest, he led the team with 10 tackles and two sacks.

Landry started all 16 games in 2019 and led the Titans with nine sacks. His 28 quarterback pressures ranked second, and he added 81 tackles, four tackles for loss, one pass defended, one forced fumble and two fumble recoveries. He also started all three postseason games and registered a sack and a team-high eight quarterback pressures.

As a rookie in 2018, he played in 15 games with three starts. His 4.5 sacks tied for third place on the team, and he also tied for second on the defense with 18 quarterback pressures.

In 46 career games playing defensive end for Boston College, Landry totaled 160 tackles, 26 sacks, 47.5 tackles for loss, seven passes defended, 10 forced fumbles, one fumble recovery and one interception. His 26 career sacks were exceeded in school history by only **Mathias Kiwanuka** (37.5 from 2002-05).

As a senior in 2017, Landry played and started eight games before a season-ending ankle injury ended his year. He finished second on the team with five sacks and totaled 38 tackles, 8.5 tackles for loss and two passes defended.

In 2016, Landry set the school's single-season record with 16.5 sacks, which led the nation. He added seven forced fumbles, which also led the country, while his 22 tackles for loss ranked fifth nationally and ranked second all-time for the Eagles. His numerous honors included Walter Camp second-team All-America, AP second-team All-America and second-team All-ACC by the Atlantic Coast Sports Media Association and the league's head coaches.

He is a native of Spring Lake, N.C.

#### 2020 Game Notes:

- **At Denver (9/14)**, registered four tackles, three quarterback pressures and a tackle for loss on Monday Night Football.
- **Against Jacksonville (9/20)**, credited with five tackles, three quarterback pressures and his second career interception. With less than a minute remaining in the fourth quarter, he sealed the victory with an interception of a Gardner Minshew II pass that was deflected at the line of scrimmage.
- **At Minnesota (9/27)**, collected five tackles, three quarterback pressures and one pass defended.
- **Against Buffalo (10/13)**, produced his first sack of the season in the second quarter, dropping Josh Allen for a 10-yard loss. He totaled three tackles.
- **Against Houston (10/18)**, registered five tackles, one tackle for loss

and a half sack. In the first quarter, he teamed with DaQuan Jones to drop Deshaun Watson for a three-yard loss.

- **Against Pittsburgh (10/25)**, totaled three tackles, one quarterback pressure and one tackle for loss.
- **At Cincinnati (11/1)**, registered five tackles.
- **Against Chicago (11/8)**, credited with four tackles, one sack, one pass defended and a team-best four quarterback pressures. He dropped Nick Foles for a nine-yard sack in the third quarter, and two plays later, he forced an intentional grounding penalty on Foles.
- **Against Indianapolis (11/12)**, totaled five tackles, including a tackle for loss.
- **At Baltimore (11/22)**, registered a nine-yard sack of Lamar Jackson in overtime to help force a three-and-out, which preceded the Titans' game-winning drive. He added seven tackles in the contest.
- **At Indianapolis (11/29)**, registered a nine-yard sack of Philip Rivers in the fourth quarter to give him his second consecutive game with a sack. It gave him 18 sacks in his three-year career.
- **Against Cleveland (12/6)**, contributed three tackles and one pass defended.
- **At Jacksonville (12/13)**, credited with two tackles and a team-high three quarterback pressures.
- **Against Detroit (12/20)**, totaled three tackles and a team-best three quarterback pressures.
- **At Green Bay (12/27)**, tied his career high with eight tackles, including a tackle for loss.
- **At Houston (1/3)**, registered a sack, taking down Deshaun Watson for a seven-yard loss in the second quarter. It gave Landry a team-high 5.5 sacks in 2020 and 19 career sacks. He totaled four tackles in the game.
- **Against Baltimore (1/10)**, led the defense with 10 tackles, including a pair of sacks and a tackle for loss. He dropped Lamar Jackson at the line of scrimmage in the second quarter for his first sack, and in the fourth quarter he forced Jackson out of bounds for no gain to record his second sack. His two sacks tied the franchise postseason record, as he became the fourth player in team annals to achieve the feat. The most recent prior to Landry was Jurrell Casey (two sacks at Baltimore on Jan. 11, 2020).

#### Landry's Career Regular Season Statistics:

Year	GP	GS	Tackle	Sack	QBP	TFL	Int	PD	FF	FR
2018	15	3	46	4.5	18	2	0	2	1	0
2019	16	16	81	9.0	28	4	1	1	1	2
2020	16	16	69	5.5	29	10	1	5	0	0
<b>Totals</b>	<b>47</b>	<b>35</b>	<b>196</b>	<b>19.0</b>	<b>75</b>	<b>16</b>	<b>2</b>	<b>8</b>	<b>2</b>	<b>2</b>

#### Landry's Career Postseason Statistics:

Year	GP	GS	Tackle	Sack	QBP	TFL	Int	PD	FF	FR
2019	3	3	8	1.0	8	1	0	1	0	0
2020	1	1	10	2.0	4	1	0	0	0	0
<b>Totals</b>	<b>4</b>	<b>4</b>	<b>18</b>	<b>3.0</b>	<b>12</b>	<b>2</b>	<b>0</b>	<b>1</b>	<b>0</b>	<b>0</b>

#### Landry's Regular Season Single-Game Highs:

- Tackles** - 8 (Twice, last at Green Bay, 12/27/20)
- Sacks** - 2 at Atlanta (9/29/19)
- Quarterback Pressures** - 9 at N.Y. Giants (12/16/18)
- Interceptions** - 1 (Twice, last vs. Jacksonville, 9/20/20)
- Forced Fumbles** - 1 (Twice, last vs. Tampa Bay, 10/27/19)
- Fumble Recovery** - 1 (Twice, last vs. Tampa Bay, 10/27/19)

#### Landry's Playoff Season Single-Game Highs:

- Tackles** - 10 vs. Baltimore (1/10/21)
- Sacks** - 2 vs. Baltimore (1/10/21)
- Quarterback Pressures** - 4 vs. Baltimore (1/10/21)



## SACKS IN FIRST 3 SEASONS

From the start of his rookie season in 2018 through 2020, **Harold Landry III's** 19 total sacks led the Titans. Other than **Jevon Kearse** (36.0 sacks from 1999 through 2001), Landry produced the highest sack total by a Titans/Oilers player in his first three NFL seasons since individual sacks became an official NFL statistic in 1982.

**Most sacks for the Titans/Oilers in a player's first three NFL seasons, 1982–2020:**

Player	Seasons	Sacks
1. Jevon Kearse	1999–2001	36.0
2. <b>Harold Landry III</b>	<b>2018–2020</b>	<b>19.0</b>
3. Jurrell Casey	2011–2013	16.0
4. Gary Walker	1995–1997	15.0
5. Ray Childress	1985–1987	14.5
6. Travis LaBoy	2004–2006	13.5
Carlos Hall	2002–2004	13.5
Kenny Holmes	1997–1999	13.5
9. (three tied)		12.5

## 2019 AFC SACK LEADERS

Titans second-year outside linebacker **Harold Landry III** tied for 10th place in the AFC with nine sacks during the 2019 regular season.

**Most sacks in 2019 among AFC players:**

Player	Team	Pos	Sacks
1. T.J. Watt	Pittsburgh Steelers	LB	14.5
2. Bud Dupree	Pittsburgh Steelers	LB	11.5
Joey Bosa	Los Angeles Chargers	DE	11.5
4. Justin Houston	Indianapolis Colts	DE	11.0
5. Josh Allen	Jacksonville Jaguars	DE	10.5
6. Maxx Crosby	Oakland Raiders	DE	10.0
Myles Garrett	Cleveland Browns	DE	10.0
8. Jordan Phillips	Buffalo Bills	DT	9.5
Matt Judon	Baltimore Ravens	LB	9.5
10. <b>Harold Landry III</b>	<b>Tennessee Titans</b>	<b>LB</b>	<b>9.0</b>
Cameron Heyward	Pittsburgh Steelers	DT	9.0
Chris Jones	Kansas City Chiefs	DT	9.0
Carlos Dunlap	Cincinnati Bengals	DE	9.0

## SACKS IN FIRST 25 GAMES

Titans outside linebacker **Harold Landry III** produced 11.5 career sacks in his first 25 career games, placing him in select company for defensive performance in the early stages of a career.

Since individual sacks became an official statistic in 1982, his sack total ranks third for the club among players in their first 25 NFL games.

The only previous Titans/Oilers players to record more sacks than Landry in their initial 25 NFL outings were former defensive end **Jevon Kearse** (17.5) and defensive lineman **Anthony Cook** (12.0).

**Most sacks for the Titans/Oilers in a player's first 25 NFL games (1982–present):**

Player	Seasons	Sacks
1. Jevon Kearse	1999–2000	17.5
2. Anthony Cook	1995–1997	12.0
3. <b>Harold Landry III</b>	<b>2018–2019</b>	<b>11.5</b>
4. Jason Jones	2008–2010	11.0
5. Jacob Ford	2008–2009	10.5
6. Carlos Hall	2002–2003	10.0
7. Zach Brown	2012–2013	8.5
Kenny Holmes	1997–1998	8.5
Travis LaBoy	2004–2005	8.5
10. Gary Walker	1995–1996	8.0

## MORE TITANS OUTSIDE LINEBACKERS

### 99 - JADEVEON CLOWNEY

6-5, 255, 7th Year, South Carolina



➤ Clowney (first name pronounced juh-DEV-ee-on) joined the Titans as an unrestricted free agent in September 2020.

➤ Clowney played his first five NFL seasons with the Houston Texans after he was the first overall pick in the 2014 NFL Draft. He was traded to the Seattle Seahawks in 2019.

➤ In his first six NFL seasons, he played in 75 games and tallied 236 tackles, 32 sacks, 71 tackles for loss, 14 passes defended, nine forced fumbles and seven fumble recoveries. He also scored four total touchdowns—three on fumble recoveries and one on an interception return. Clowney was named to the Pro Bowl each season from 2016 through 2018, and he added second-team Associated Press All-Pro honors in 2016.

➤ Over a four-season span from 2016 through 2019, Clowney was one of only three NFL players with at least 60 tackles for loss, eight forced fumbles and 150 quarterback pressures, per Sportradar. The others on the list were Aaron Donald and Chandler Jones. Clowney ranked fourth in the NFL over those four seasons with 60 tackles for loss.

➤ In 2019, Clowney played for the Seattle Seahawks and tallied 31 tackles, three sacks, seven tackles for loss, a career-best four forced fumbles and two fumble recoveries in 13 games.

➤ Before being traded to the Seahawks just prior to the 2019 season kicking off, Clowney played five seasons (2014-18) for the Texans. His best statistical output came in 2017, when he started 16 games and recorded 9.5 sacks, 21 quarterback hits, 21 tackles for loss, two forced fumbles and two fumble recoveries. He joined Jones as the only NFL players to register 20 or more tackles for loss and 20 or more quarterback hits.

➤ A native of Rock Hill, S.C., Clowney had a three-year (2011-13) career at the University of South Carolina and became the third Gamecock to earn All-American honors twice during their career. His college career stats included 130 tackles, 24 sacks, 47 tackles for loss, a school-record nine forced fumbles and one fumble recovery in 36 games played.

#### 2020 Notes:

➤ In 2020, Clowney's first season with the Titans came to a premature end after he was placed on injured reserve on Nov. 21. His totals in his first season with the team included 19 tackles, four tackles for loss, nine quarterback pressures, four passes defended and one forced fumble in eight games (eight starts).

➤ **At Denver (9/14)**, started in his Titans debut on Monday Night Football. He totaled three tackles, including a tackle for loss, and one quarterback pressure.

➤ **Against Jacksonville (9/20)**, tallied a pair of tackles and three quarterback pressures.

➤ **At Minnesota (9/27)**, collected two tackles, one tackle for loss and one pass defended.

➤ **Against Buffalo (10/13)**, posted a tackle and two passes defended.

➤ **Against Houston (10/18)**, credited with two tackles and a tackle for loss against his former team.

➤ **Against Pittsburgh (10/25)**, totaled four tackles, one pass defended and one forced fumble. In the second quarter, his forced fumble (recovered by the Steelers) gave him his first forced fumble of 2020 and the 10th forced fumble of his career.

➤ **At Cincinnati (11/1)**, contributed one tackle.

➤ **Against Chicago (11/8)**, he was inactive with a knee injury.

➤ **Against Indianapolis (11/12)**, totaled four tackles, including a tackle for loss.

➤ Placed on injured reserve on Nov. 21.

**57 - OLB WYATT RAY****6-3, 255, 1st Year, Boston College**

➤ Joined the Titans during training camp in 2020. He was promoted from the practice squad to the 53-man roster on Dec. 24.

➤ Originally signed with the Cleveland Browns as an undrafted free agent following the 2019 NFL Draft. Later in 2019 he spent time on the practice squads of the Houston Texans, Buffalo Bills and New York Jets.

➤ During a four-year career at Boston College (2015-18), Ray appeared in 50 games and totaled 114 tackles, 24 tackles for loss, 17 sacks, one forced fumble and one interception as a defensive end for the Eagles.

➤ Ray is the grandson of the late legendary singer Nat King Cole, and is the nephew of the late Natalie Cole.

**2020 Notes:**

➤ In 2020, he appeared in four games with one start and totaled one tackle, one sack, two quarterback pressures, one tackle for loss and one stop on special teams. He also appeared in one postseason game.

➤ **Against Chicago (11/8)**, made his NFL debut as a reserve on defense after being elevated from the practice squad for the game (standard elevation).

➤ **At Green Bay (12/27)**, registered his first career sack, dropping Aaron Rodgers for a 17-yard loss on fourth down in the second quarter.

**50 - DERICK ROBERSON****6-3, 250, 2nd Year, Sam Houston State**

➤ Roberson signed with the Titans as a rookie free agent on May 10, 2019.

➤ In 2019, Roberson played in three regular season games and totaled four tackles and three sacks. He also played in all three playoff games, adding two tackles, three quarterback pressures and one tackle for loss.

➤ He spent the first six games of his rookie season on the practice squad before being elevated to the 53-man roster on Oct. 19. He then spent the next four weeks on the practice squad before being re-signed to the 53-man roster on Nov. 26.

➤ Roberson appeared in 32 games with 20 starts over three seasons at Sam Houston State (2016-18) and totaled 123 tackles, 23 sacks, eight passes defended, one interception and seven forced fumbles.

➤ Transferred to Sam Houston State from Texas where he played one season as a redshirt freshman. He saw action in 10 contests at Texas and registered six tackles, two sacks and one forced fumble.

➤ He is a native of San Antonio, Texas.

**2020 Notes:**

➤ In 2020, he appeared in eight games with one start and totaled six tackles, four quarterback pressures, one pass defended and one forced fumble.

➤ **Against Chicago (11/8)**, registered three tackles, one pass defended and one stop on special teams.

➤ **Against Detroit (12/20)**, teamed with defensive tackle Jeffery Simmons to create a turnover in the third quarter. Roberson was awarded his first career forced fumble on a rushing attempt by T.J. Hockenson, and the ball was recovered by Simmons.

**TITANS  
CORNERBACKS**

No.	Name	Ht	Wt	Exp	College
39	Borders, Breon	6-0	189	2	Duke
21	Butler, Malcolm	5-11	190	7	West Alabama
26	Fulton, Kristian	5-11	197	R	Louisiana State
25	Jackson, Adoree'	5-11	185	4	Southern California
35	Jackson, Chris	5-10	193	R	Marshall
33	King II, Desmond	5-10	201	4	Iowa
30	Milton, Chris	5-11	190	5	Georgia Tech
36	Orr, Kareem	5-11	195	1	Chattanooga
23	Smith, Tye	6-0	195	5	Towson

**#21 - CB MALCOLM BUTLER****5-11, 190, 7th Year, West Alabama**[Click for complete bio](#)

Cornerback **Malcolm Butler** completed his seventh NFL season and his third campaign with the Titans in 2020. He was signed by the Titans as an unrestricted free agent on March 16, 2018.

In 2020, Butler started all 16 regular season games for the third time in his career. He led the team with 14 passes defended and tied for the team lead with four interceptions. His 100 tackles established a new career high and finished second on the squad. With an additional interception in the playoffs, his five combined interceptions in the regular season and postseason tied for fourth in the league. His four interceptions in the regular season tied for the seventh-highest total in the NFL.

Butler's 2019 season was cut short due to a wrist injury he suffered in the ninth game (Nov. 3 at Carolina). Until that point, he had 30 tackles, two interceptions, including one for a touchdown, and 10 passes defended.

In 2018, Butler led the Titans with 13 passes defended in his first season as a Titan and was second on the team with three interceptions, which included an interception return for a touchdown. He added 56 tackles, one sack, one quarterback pressure, three tackles for loss and one forced fumble in 16 games (11 starts).

Prior to his arrival in Tennessee, Butler spent the first four seasons of his career with the New England Patriots. During his time in New England, he appeared in 59 career regular season games with 48 starts and amassed 204 tackles, eight interceptions, 47 passes defended, four forced fumbles and two fumble recoveries.

Butler appeared in 11 career playoff games with seven starts with the Patriots. He started all three postseason contests on the Patriots' run to the Super Bowl LI title in 2016 and made the crucial, game-winning interception at the goal line in New England's Super Bowl XLIX victory over the Seattle Seahawks to conclude the 2014 campaign.

In 2017, he played in all 16 games during the regular season with 15 starts and amassed 60 tackles, two interceptions, a sack, 12 passes defended and three forced fumbles. He saw action in all three postseason games (two starts) and posted four tackles.

In 2016, Butler earned his second consecutive Pro Bowl invitation and was named Associated Press second-team All-Pro after starting all 16 regular season games and recording 63 tackles, one sack, a career-high four interceptions and 17 passes defended.

As a rookie free agent in 2014, Butler was involved in one of the most memorable plays in Super Bowl history. With 26 seconds remaining against the Seattle Seahawks in Super Bowl XLIX, he intercepted a pass intended for Ricardo Lockette at the goal line, preventing a go-ahead touchdown by the Seahawks and sealing New England's championship victory.

The Vicksburg, Miss., native was originally signed by the New England Patriots on May 19, 2014, following two seasons at the University of West Alabama, where he was a two-time first team All-Gulf South Conference selection at cornerback. He transferred to West Alabama from Hinds (Miss.) Community College.



**2020 Game Notes:**

- **At Denver (9/14)**, notched three tackles on Monday Night Football in his first action since being injured in Week 9 of the 2019 season.
- **Against Jacksonville (9/20)**, tied for the team lead with a career-high 11 total tackles and added two passes defended.
- **At Minnesota (9/27)**, totaled four tackles and a team-best two passes defended.
- **Against Buffalo (10/13)**, registered his second career game with two interceptions and his first since he played the New York Jets as a member of the New England Patriots on Dec. 24, 2016. Butler ended the Bills' first possession with an interception of a Josh Allen pass. He returned the ball 29 yards to help set up a Titans touchdown on the ensuing drive. It was Butler's first interception of the season. In the third quarter, he intercepted Allen and raced 68 yards on the return to set up a touchdown. It was his longest career interception return, topping his 56-yard touchdown return against Washington on Dec. 22, 2018. It was the longest interception return by a Titans player since Zach Brown's 79-yarder against Jacksonville on Dec. 30, 2012. His 97 total interception return yards were the most by an NFL player in 2020 through five weeks and the most by a Titans player since Brown's 109 yards against Jacksonville (Dec. 30, 2012). Butler registered his sixth consecutive season with at least two interceptions. He added seven tackles against the Bills, including a tackle for loss.
- **Against Houston (10/18)**, tallied eight tackles and a pass defended.
- **Against Pittsburgh (10/25)**, shared the team lead with eight total tackles in the game.
- **At Cincinnati (11/1)**, produced eight tackles and two passes defended.
- **Against Chicago (11/8)**, credited with four tackles and two passes defended.
- **Against Indianapolis (11/12)**, totaled six tackles and one pass defended.
- **At Baltimore (11/22)**, contributed four tackles.
- **At Indianapolis (11/29)**, registered four tackles.
- **Against Cleveland (12/6)**, credited with a team-high eight tackles.
- **At Jacksonville (12/13)**, recorded his third interception of the season and the 16th interception of his career, picking off a Mike Glennon pass in the third quarter. He registered his third career season with at least three interceptions. He totaled three tackles and two passes defended in the contest.
- **Against Detroit (12/20)**, totaled nine tackles.
- **At Green Bay (12/27)**, recorded his fourth interception of the season to tie his career high (four in 2016). He picked off an Aaron Rodgers pass that was intended for Davante Adams in the fourth quarter. He added six tackles.
- **At Houston (1/3)**, posted six tackles in his 100th career game.
- **Against Baltimore (1/10)**, recorded his second career postseason interception, picking off a Lamar Jackson pass in the first quarter. He totaled five tackles and two passes defended in the contest.

**Butler's Career Regular Season Statistics:**

Year	Team	GP	GS	Tackle	Sack	QBP	TFL	Int	PD	FF	FR
2014	NE	11	1	14	0.0	NA	NA	0	3	0	0
2015	NE	16	16	67	0.0	NA	NA	2	15	0	0
2016	NE	16	16	63	1.0	NA	NA	4	17	1	2
2017	NE	16	15	60	1.0	NA	NA	2	12	3	0
2018	Ten	16	11	56	1.0	1	3	3	13	1	0
2019	Ten	9	9	30	0.0	0	0	2	10	0	0
2020	Ten	16	16	100	0.0	0	1	4	14	0	0
<b>Totals</b>		<b>100</b>	<b>84</b>	<b>390</b>	<b>3.0</b>	<b>1</b>	<b>4</b>	<b>17</b>	<b>84</b>	<b>5</b>	<b>2</b>

**Butler's Career Postseason Statistics:**

Year	Team	GP	GS	Tackle	Sack	QBP	TFL	Int	PD	FF	FR
2014	NE	3	0	4	0.0	NA	NA	1	3	0	0
2015	NE	2	2	12	0.0	NA	NA	0	3	0	0
2016	NE	3	3	11	0.0	NA	NA	0	1	0	0
2017	NE	3	2	10	0.0	NA	NA	0	1	0	0
2019	Ten	0	0			Injured Reserve					
2020	Ten	1	1	5	0.0	0	0	1	2	0	0
<b>Totals</b>		<b>12</b>	<b>8</b>	<b>42</b>	<b>0.0</b>	<b>0</b>	<b>0</b>	<b>2</b>	<b>10</b>	<b>0</b>	<b>0</b>

**Butler's Regular Season Single-Game Highs:**

- Tackles** - 11 vs. Jacksonville (9/20/20)
- Interceptions** - 2 (Twice, last vs. Buffalo, 10/13/20)
- Sacks** - 1 (Twice, last vs. Buffalo 12/24/17)
- Passes Defensed** - 4 vs. Cincinnati (10/16/16)
- Forced Fumble** - 1 (Five times, last vs. Philadelphia, 9/30/18)
- Fumble Recoveries** - 1 (Twice, last vs. N.Y. Jets 12/24/16)

**Butler's Playoff Single-Game Highs:**

- Tackles** - 7 at Denver (1/24/15)
- Interceptions** - 1 (Twice, last vs. Baltimore, 1/10/21)
- Interception Long** - 3 vs. Seattle (2/1/15)
- Passes Defensed** - 3 vs. Seattle (2/1/15)

**INTs IN 2020 REGULAR + POSTSEASON**

Titans comeback **Malcolm Butler** tied for seventh place in the NFL with four interceptions during the 2020 regular season. He added an interception in the playoffs.

Butler's five combined interceptions in the regular season and postseason tied for fourth in the league. Only **Xavien Howard** (10), **J.C. Jackson** (nine) and **Tyrann Mathieu** (seven) had more than him.

**Most total interceptions during the 2020 regular season and playoffs:**

Player	Team	Interceptions
1. Xavien Howard	Miami Dolphins	10
2. J.C. Jackson	New England Patriots	9
3. Tyrann Mathieu	Kansas City Chiefs	7
4. <b>Malcolm Butler</b>	<b>Tennessee Titans</b>	<b>5</b>
Quandre Diggs	Seattle Seahawks	5
Marcus Peters	Baltimore Ravens	5
Justin Simmons	Denver Broncos	5
Harrison Smith	Minnesota Vikings	5
Darrious Williams	Los Angeles Rams	5
10. (seven tied)		4



## #25 ■ CB ADOREE' JACKSON

5-11, 185, 4th Year, Southern California

[Click for complete bio](#)

Cornerback **Adoree' Jackson** completed his fourth NFL season in 2020. He was selected by the Titans with the 18th overall pick in the first round of the 2017 NFL Draft.

Jackson was limited to three games (two starts) during the 2020 regular season and one start in the postseason. He spent the season's first eight games on injured reserve and was inactive for five additional weeks. His totals included 12 tackles in the regular season and eight stops in the playoffs.

Jackson played in 11 games with 10 starts in 2019 and totaled 40 tackles, two tackles for loss and seven passes defended. He missed five total contests due to injury, including the final four weeks of the regular season, and then returned to start all three postseason contests. His six passes defended during the playoffs led the squad.

In 2018, Jackson appeared in all 16 games for the second consecutive season with 13 starts. He set single-season career highs with 69 tackles and two interceptions. His 11 passes defended ranked second on the squad, and he added one quarterback pressure and three tackles for loss. He also handled the team's punt return duties, averaging 9.3 yards on 16 returns.

In 2017, Jackson was the first rookie cornerback for the team in the "Titans era" (1999–present) to record 16 starts. His 1,260 total plays (1,017 defensive snaps, 231 special teams snaps and 12 offensive snaps) ranked second in the NFL among all players behind only Arizona Cardinals safety **Tyrann Mathieu** (1,261).

Jackson's rookie defensive totals included a team-high 23 passes defended, 67 tackles, four tackles for loss, one quarterback pressures and three forced fumbles (tied for team lead). He ranked fifth in the NFL with 290 punt return yards (34 returns), ranked sixth in the NFL with a 23.1-yard kickoff return average (25 returns), and finished sixth with 868 combined kickoff return and punt return yards. He added 55 yards on five rushing attempts.

In three seasons at Southern California, Jackson appeared in 39 games with 36 starts. Although he was a starter at cornerback, he was a three-way threat, contributing as a returner and on offense. He scored 15 total touchdowns during his career in four different ways: via reception (6), interception (1), punt return (4) and kickoff return (4).

Jackson's career defensive totals with the Trojans included 139 tackles, 29 passes defended, six interceptions, six stops for loss, three fumble recoveries and two forced fumbles.

As a return specialist, Jackson notched 79 kickoff returns for 2,141 yards with four touchdowns and 46 punt returns for 578 yards with four touchdowns. He tied two NCAA records with his eight career touchdowns on kick/punt returns and nine touchdowns on all runbacks. He also set Southern California career records for kickoff returns and kickoff return yards.

As a junior in 2016, Jackson was awarded the Jim Thorpe Award as the nation's top defensive back. Additionally, he was a consensus All-American, the 2016 Pac-12 Defensive Player of the Year, a team captain and the team MVP (the first Trojan to repeat as team MVP since 2004-05), and he earned first-team All-Pac-12 honors at two different positions (defensive back and return specialist). He started all 13 games at cornerback and led the team with five interceptions, 11 passes defended and two fumble recoveries. He scored twice on kickoff returns, twice on punt returns and once on offense.

A native of East St. Louis, Ill., Jackson also made his name as a world-class track athlete. He was a long jumper and sprinter on USC's track team in 2015 and 2016, winning the Pac-12 outdoor long jump title both years (and placing second in the Pac-12 100 meters in 2016) and earning All-American status both years after twice placing fifth in the NCAA long jump. He also placed 10th in the long jump in the U.S. Olympic Trials.

**2020 Game Notes:**

- Placed on injured reserve on Sept. 14 due to a knee injury.
- Activated from injured reserve on Nov. 11.
- **Against Detroit (12/20)**, saw his first action of the season after missing the first 13 games with an injury. He was credited with two tackles.
- **At Green Bay (12/27)**, recorded his first start of 2020 and posted six tackles.
- **At Houston (1/3)**, credited with four tackles.
- **Against Baltimore (1/10)**, posted eight tackles.

**Jackson's Career Regular Season Defensive Statistics:**

Year	Team	GP	GS	Tackle	Sack	QBP	TFL	Int	PD	FF	FR
2017	Ten	16	16	67	0.0	1	4	0	23	3	0
2018	Ten	16	13	69	0.0	1	3	2	11	0	0
2019	Ten	11	10	40	0.0	0	2	0	7	0	0
2020	Ten	3	2	12	0.0	0	0	0	0	0	0
<b>Totals</b>		<b>46</b>	<b>41</b>	<b>188</b>	<b>0.0</b>	<b>2</b>	<b>9</b>	<b>2</b>	<b>41</b>	<b>3</b>	<b>0</b>

**Jackson's Career Regular Season Punt/Kickoff Return Statistics:**

Year	Team	PR	Yds	Avg	Lg	TD	KR	Yds	Avg	Lg	TD
2017	Ten	34	290	8.5	46	0	25	578	23.1	57	0
2018	Ten	16	148	9.3	26	0	0	0	0.0	0	0
2019	Ten	3	26	8.7	17	0	2	23	11.5	23	0
2020	Ten	0	0	-	-	0	0	0	-	-	0
<b>Totals</b>		<b>53</b>	<b>464</b>	<b>8.8</b>	<b>46</b>	<b>0</b>	<b>27</b>	<b>601</b>	<b>22.3</b>	<b>57</b>	<b>0</b>

**Jackson's Career Postseason Defensive Statistics:**

Year	Team	GP	GS	Tackle	Sack	QBP	TFL	Int	PD	FF	FR
2017	Ten	2	2	7	0.0	0	0	0	3	0	0
2019	Ten	3	3	9	0.0	0	0	0	6	0	0
2020	Ten	1	1	8	0.0	0	0	0	0	0	0
<b>Playoff Totals</b>		<b>6</b>	<b>6</b>	<b>24</b>	<b>0.0</b>	<b>0</b>	<b>0</b>	<b>0</b>	<b>9</b>	<b>0</b>	<b>0</b>

**Jackson's Career Postseason Punt/Kickoff Return Statistics:**

Year	Team	PR	Yds	Avg	Lg	TD	KR	Yds	Avg	Lg	TD
2017	Ten	4	18	4.5	13	0	6	126	21.0	25	0
2019	Ten	0	0	-	-	0	0	0	-	-	0
2020	Ten	0	0	-	-	0	0	0	-	-	0
<b>Playoff Totals</b>		<b>4</b>	<b>18</b>	<b>4.5</b>	<b>13</b>	<b>0</b>	<b>6</b>	<b>126</b>	<b>21.0</b>	<b>25</b>	<b>0</b>

**Jackson's NFL Regular Season Single-Game Highs:**


**Tackles** - 10 vs. Jacksonville (11/24/19)  
**Interceptions** - 1 (Twice, last at Buffalo, 10/7/18)  
**Pass Defended** - 4 vs. Baltimore (11/5/17)  
**Punt returns** - 5 vs. Seattle (9/24/17)  
**Punt return yards** - 55 at Jacksonville (9/17/17)  
**Long punt return** - 46 at Jacksonville (9/17/17)  
**Kickoff returns** - 5 at Pittsburgh (11/16/17)  
**Kickoff return yards** - 109 vs. L.A. Rams (12/24/17)  
**Long kickoff return** - 57 vs. L.A. Rams (12/24/17)

**Jackson's NFL Playoff Single-Game Highs:**

**Tackles** - 8 vs. Baltimore (1/10/21)  
**Pass Defended** - 4 at Baltimore (1/11/20)  
**Punt returns** - 3 at Kansas City (1/6/18)  
**Punt return yards** - 18 at Kansas City (1/6/18)  
**Long punt return** - 13 at Kansas City (1/6/18)  
**Kickoff returns** - 4 at New England (1/13/18)  
**Kickoff return yards** - 83 at New England (1/13/18)  
**Long kickoff return** - 25 at New England (1/13/18)

## #33 - CB DESMOND KING II

5-10, 201, 4th Year, Iowa  
[Click for complete bio](#)



Cornerback **Desmond King II** completed his fourth NFL season and his first campaign with the Titans in 2020. He was acquired in a trade with the Los Angeles Chargers on Nov. 2, 2020 in exchange for a sixth-round draft choice in 2021.

In 2020, King played in six games with three starts for the Chargers before arriving in Tennessee, where he then appeared in nine contests with five starts. His 16-game totals for 2020 included 53 tackles, two sacks, three quarterback pressures, two tackles for loss, two passes defended and one fumble recovery. He returned a fumble for a touchdown against Chicago on Nov. 8 in his first game in a Titans uniform. He added six tackles in one postseason appearance.

In his time with the Chargers, he tallied 213 tackles, four interceptions, two forced fumbles, four fumble recoveries and 7.5 sacks in 53 games played (23 starts).

King earned AP All-Pro honors at cornerback and second-team All-Pro as a punt returner in 2018 for the Chargers. His 2018 totals included 60 tackles, three interceptions, one forced fumble, two fumble recoveries and an 13.8-yard average as a punt returner.

During a four-year career at Iowa (2013-16), he was a four-year starter and earned the Jim Thorpe Award, which is given to the nation's best defensive back. He also earned Iowa's MVP award on defense and on special teams. His collegiate totals included 14 interceptions, including eight in his junior season, and three interceptions returned for touchdowns. He also posted a career punt return average of 11.2 yards.

He is a native of Detroit, Mich.

### 2020 Game Notes:

- **Against Chicago (11/8)**, recorded his first start with the Titans after being acquired during the week leading up to the game in a trade with the Los Angeles Chargers. He totaled two tackles and returned a David Montgomery fumble 63 yards in the third quarter to score his first career fumble return touchdown. It gave him five career touchdowns, which also includes two touchdowns on interceptions and two scores on punt returns. He recorded the Titans' first fumble return for a touchdown since Jayon Brown at Oakland on Dec. 8, 2019. It was the Titans' longest fumble return since Oct. 13, 2013, when Jason McCourty scored on a 77-yard fumble return at Seattle.
- **Against Indianapolis (11/12)**, posted five tackles.
- **At Baltimore (11/22)**, credited with four tackles and two passes defended.
- **At Indianapolis (11/29)**, posted three tackles.
- **Against Cleveland (12/6)**, credited with six tackles.
- **At Jacksonville (12/13)**, registered three tackles, including a tackle for loss.
- **Against Detroit (12/20)**, posted a pair of tackles.
- **At Green Bay (12/27)**, tallied two tackles.
- **At Houston (1/3)**, recorded his first sack in a Titans uniform, dropping Deshaun Watson for a two-yard loss in the second quarter. It was his second sack of 2020 (one with the L.A. Chargers). He totaled three tackles against the Texans.
- **Against Baltimore (1/10)**, recorded six tackles.

### King II's Career Regular Season Defensive Statistics:

Year	Team	GP	GS	Tackle	Sack	QBP	TFL	Int	PD	FF	FR
2017	LAC	16	4	71	4.0	NA	6	1	6	0	0
2018	LAC	16	8	60	0.0	NA	4	3	13	1	1
2019	LAC	15	8	54	2.5	NA	4	0	1	1	1
2020	LAC/Ten	15	8	53	2.0	3	2	0	2	0	1
<b>Totals</b>		<b>62</b>	<b>28</b>	<b>238</b>	<b>8.5</b>	<b>3</b>	<b>16</b>	<b>4</b>	<b>22</b>	<b>2</b>	<b>3</b>

### King II's Career Postseason Defensive Statistics:

Year	Team	GP	GS	Tackle	Sack	QBP	TFL	Int	PD	FF	FR
2018	LAC	2	2	10	1.0	NA	1	0	0	0	0
2020	LAC	1	0	6	0.0	0	0	0	0	0	0
<b>Playoff Totals</b>		<b>3</b>	<b>2</b>	<b>16</b>	<b>1.0</b>	<b>0</b>	<b>1</b>	<b>0</b>	<b>0</b>	<b>0</b>	<b>0</b>



### King II's Career Regular Season Punt/Kickoff Return Statistics:

Year	Team	PR	Yds	Avg	Lg	TD	KR	Yds	Avg	Lg	TD
2017	LAC	1	2	2.0	2	0	17	353	20.8	44	0
2018	LAC	23	318	13.8	73t	1	22	522	23.7	40	0
2019	LAC	21	118	5.6	68t	1	16	331	20.7	43	0
2020	LAC/Ten	6	17	2.8	7	0	0	0	0.0	0	0
<b>Totals</b>		<b>51</b>	<b>24</b>	<b>8.9</b>	<b>73t</b>	<b>2</b>	<b>55</b>	<b>1,206</b>	<b>21.9</b>	<b>44</b>	<b>0</b>

### King II's Career Postseason Punt/Kickoff Return Statistics:

Year	Team	PR	Yds	Avg	Lg	TD	KR	Yds	Avg	Lg	TD
2018	LAC	5	46	9.2	33	0	6	179	29.8	72	0
2020	Ten	0	0	0.0	-	0	0	0	-	-	0
<b>Playoff Totals</b>		<b>5</b>	<b>46</b>	<b>9.2</b>	<b>33</b>	<b>0</b>	<b>6</b>	<b>179</b>	<b>29.8</b>	<b>72</b>	<b>0</b>

### King II's NFL Regular Season Single-Game Highs:

- Tackles** - 10 (Twice, last at Pittsburgh, 12/2/18)
- Interceptions** - 2 at Cleveland (10/14/18)
- Pass Defended** - 3 at Cleveland (10/14/18)
- Sacks** - 2.5 at Miami (9/29/19)
- Punt returns** - 4 (Three times, last at Seattle, 11/4/18)
- Punt return yards** - 82 vs. San Francisco (9/30/18)
- Long punt return** - 73t at Pittsburgh (12/2/18)
- Punt return touchdowns** - 1 (Twice, last vs. Denver, 10/6/19)
- Kickoff returns** - 3 (Five times, last vs. Arizona, 11/25/18)
- Kickoff return yards** - 87 vs. Arizona (11/25/18)
- Long kickoff return** - 44 vs. Cleveland (12/3/17)

### King II's NFL Playoff Single-Game Highs:

- Tackles** - 7 at New England (1/13/19)
- Sacks** - 1 at Baltimore (1/6/19)
- Punt returns** - 4 at Baltimore (1/6/19)
- Punt return yards** - 46 at Baltimore (1/6/19)
- Long punt return** - 33 at Baltimore (1/6/19)
- Kickoff returns** - 5 at New England (1/13/19)
- Kickoff return yards** - 107 at New England (1/13/19)
- Long kickoff return** - 72 at Baltimore (1/6/19)



## MORE TITANS CORNERBACKS

### 39 - CB BREON BORDERS

6-0, 189, 2nd Year, Duke

- Signed by the Titans to the team's practice squad during Week 3 of 2020 and promoted to the 53-man roster on Nov. 7.
- Originally signed with the Oakland Raiders as an undrafted free agent following the 2017 NFL Draft. Has also spent time with the Buffalo Bills, Houston Texans, Jacksonville Jaguars, Washington Football Team, Pittsburgh Steelers and Miami Dolphins.
- In 2019, saw action in 12 games with one start, including 11 contests and one start for Jacksonville and one game for Washington. Recorded seven tackles and one fumble recovery.
- In 2018, played in one game for Jacksonville.
- A three-year starter for Duke, Borders played in 49 games with 35 starts over four seasons (2013-16). He finished his career ranked third in passes defended (46) and tied for sixth in interceptions (12) in program history.

#### 2020 Notes:

- In 2020, Borders appeared in six games with five starts before finishing the season on injured reserve. He totaled 27 tackles, one interception, six passes defended and one tackle for loss.
- Placed on reserve/practice squad COVID-19 on Oct. 8 and removed from the list on Oct. 20.
- **At Cincinnati (11/1)**, activated from the practice squad as a standard elevation and recorded three tackles in his Titans debut.
- **Against Chicago (11/8)**, recorded his second career start and his first start in a Titans uniform. He ranked second on the defense and set a new career high with nine total tackles.
- **Against Indianapolis (11/12)**, registered his second consecutive start and contributed five tackles.
- **At Indianapolis (11/29)**, totaled a pair of tackles and recorded his first career interception by picking off a Philip Rivers pass in the third quarter.
- **Against Cleveland (12/6)**, credited with six tackles, one tackle for loss and two passes defended.
- Placed on injured reserve on Dec. 12.



### 26 - CB KRISTIAN FULTON

5-11, 197, Rookie, Louisiana State

- The Titans selected Kristian Fulton with the 61st overall pick in the second round of the 2020 NFL Draft.
- The New Orleans, La., native was a two-year starter at Louisiana State. He appeared in 28 games with 25 starts and finished his career with 65 tackles, 25 passes defended and two interceptions.
- As a senior in 2019, he started all 15 games and posted 38 tackles, one tackle for loss, 15 passes defended and one interception. He was recognized with second-team All-SEC honors from the Associated Press.
- In his final collegiate game, Fulton helped LSU secure a National Championship victory over Clemson with a career-high six tackles and one pass defended.

#### 2020 Notes:

- In 2020, he appeared in six games with two starts as a rookie. He totaled 16 tackles, one interception, one pass defended, one sack, one quarterback pressure and one tackle for loss. He also played in one postseason contest.
- **At Denver (9/14)**, totaled four tackles in his NFL debut on Monday Night Football.
- **Against Jacksonville (9/20)**, recorded his first career interception in the first quarter on a pass by Gardner Minshew. The second-round pick returned the ball 44 yards to Jacksonville's 30-yard line to help set up a touchdown on the ensuing drive. He added three tackles in the contest.
- **At Minnesota (9/27)**, registered two tackles, including his first career sack. In the fourth quarter, he blitzed and dropped quarterback Kirk Cousins for a seven-yard loss.
- Placed on reserve/COVID-19 on Oct. 1 and removed from the list on Oct. 13.
- Placed on injured reserve on Oct. 31 and activated on Dec. 15.



### 35 - DB CHRIS JACKSON

5-10, 193, Rookie, Marshall

- The Tallahassee, Fla., native was selected by the Titans in the seventh round (243rd overall) of the 2020 NFL Draft.
- During a four-year career at Marshall, he started 48 games and posted 189 tackles, 6.5 tackles for loss, two sacks, seven interceptions with one returned for a touchdown, 45 passes defended and two fumble recoveries with one returned for a score for the Thundering Herd.
- Jackson's 45 passes defended rank first in Marshall history and his 48 career starts rank 14th in program history. He earned all-conference recognition in all four of his collegiate seasons.
- Jackson earned all-Conference USA recognition each year of his collegiate career, including first-team all-conference as a senior in 2019 after recording a team-high 11 passes defended.

#### 2020 Notes:

- In 2020, he appeared in 11 games with three starts as a rookie. He totaled 21 tackles, one tackle for loss, one pass defended and three special teams stops.
- **At Denver (9/14)**, started and registered a tackle in his NFL debut on Monday Night Football. He became the franchise's first rookie drafted in the seventh round or later to start a Week 1 game since Sept. 10, 1989, when Oilers ninth-round rookie tight end Bob Mrosko started at Minnesota. In the seventh-round draft era (since 1994), only four players who were chosen later in the draft than Jackson (243rd) started the season opener (Marques Colston, Bill Nagy, Chris Carson and Will Whitticker). Among all NFL defensive backs drafted in the seventh round since 1994, Jackson became the third player to start his season opener (Marlon McCree and Jimmy Moreland).
- **Against Jacksonville (9/20)**, registered six tackles.
- **Against Buffalo (10/13)**, started and totaled four tackles and one pass defended.
- **At Cincinnati (11/1)**, started and produced four tackles, one tackle for loss and a team-high two stops on special teams.
- Placed on reserve/COVID-19 on Nov. 28 and removed from the list on Dec. 10.



### 30 - CB CHRIS MILTON

5-11, 190, 5th Year, Georgia Tech

- Milton was claimed by the Titans off waivers from the Colts on Sept. 2, 2019.
- The Folkstown, Ga., native excelled on special teams during his first four NFL campaigns.
- He was limited to six games during his first season in Tennessee (2019) due to injuries. He totaled five special teams tackles before being placed on injured reserve.
- The Georgia Tech product appeared in 35 games for the Colts from 2016-18 and notched 15 special teams tackles and two forced fumbles on coverage units.
- In 2018, Milton played in 15 games for the Colts and posted three tackles, seven special teams stops and one fumble recovery. He saw action in both postseason games and contributed on special teams with two tackles and one forced fumble.
- In 2017, Milton appeared in 14 games and recorded four tackles and one fumble recovery while adding five special teams tackles.
- Milton was originally signed by the Indianapolis Colts as a rookie free agent on May 3, 2016 and spent time on the practice squad and active roster.
- He played in 53 games with 33 starts at Georgia Tech and collected 96 tackles, three tackles for loss, a forced fumble, 14 passes defended and five interceptions with two returned for touchdowns. He finished his career with seven blocked kicks. Also recorded four kickoff returns for 44 yards and two punt returns for 39 yards.

#### 2020 Notes:

- In 2020, Milton appeared in 14 games before finishing the season on injured reserve. He posted three special teams tackles.
- **Against Buffalo (10/13)**, tackled punt returner Andre Roberts for a one-yard loss on Buffalo's nine-yard line in the first quarter. In the third quarter, he downed a punt on Buffalo's three-yard line.
- Placed on injured reserve on Dec. 24.



**36 - CB KAREEM ORR****5-11, 195, 1st Year, Chattanooga**

➤ Promoted from the practice squad to the 53-man roster on Oct. 31, 2020.

➤ The Chattanooga, Tenn., native was originally signed by the Titans as a rookie free agent on May 13, 2019.

➤ As a rookie in 2019, he spent time on the practice squad and the 53-man active roster. He saw action in two games and totaled nine tackles and a special teams stop.

➤ He appeared in 20 games with 18 starts over two seasons at Chattanooga and totaled 81 tackles, six tackles for loss, five interceptions, 13 passes defended, one forced fumble and three fumble recoveries.

➤ Orr played his first two seasons at Arizona State prior to transferring to Chattanooga, and was a consensus Freshman All-American after collecting six interceptions in 2015.

**2020 Notes:**

➤ In 2020, he appeared in five games and registered five tackles with two additional stops on special teams.

➤ Placed on injured reserve on Nov. 21 and activated on Dec. 12.

**23 - CB TYE SMITH****6-0, 195, 5th Year, Towson**

➤ Signed as a free agent on Jan. 1, 2017. The Raleigh, N.C. native made the Titans' roster out of training camp in 2017.

➤ In 2019, he played in nine games during the regular season and set career highs with three starts, 24 tackles and two forced fumbles. He added four stops on special teams and a 63-yard touchdown return of a blocked field goal at Indianapolis (12/1). In the playoffs, he appeared in all three games and generated two special teams tackles.

➤ In 2019, Smith saw action in nine games and collected a career-best 24 tackles. He produced and a forced fumble that was returned 47 yards for a score by Jayon Brown at Oakland.

➤ In 2018, he was placed on injured reserve on July 31 after suffering an injury during training camp.

➤ In 2017, Smith played in a career-high 15 games in his first season with the Titans and posted 11 tackles, an interception and eight special teams stops.

➤ Spent the 2016 season as a member of the Seattle Seahawks and Washington Redskins practice squads.

➤ The Raleigh, N.C., native was originally selected by the Seattle Seahawks in the fifth round (170th overall) of the 2015 NFL Draft. He appeared in four games as a rookie for Seattle.

➤ He played four years at Towson, where he recorded five career interceptions and earned AP FCS All-America honors.

**2020 Notes:**

➤ In 2020, Smith appeared in 12 games with three starts and totaled 14 tackles, one tackle for loss, one pass defended and one tackle on special teams. He also played in one postseason contest.

➤ Placed on injured reserve on Nov. 7 and activated on Nov. 28.

➤ **At Jacksonville (12/13)**, started and produced three tackles, one tackle for loss and one pass defended.

**TITANS SAFETIES**

No.	Name	Ht	Wt	Exp	College
31	Byard, Kevin	5-11	212	5	Middle Tennessee St.
29	Cruikshank, Dane	6-1	209	3	Arizona
37	Hooker, Amani	5-11	210	2	Iowa
46	Kalu, Joshua	6-0	203	2	Nebraska
24	Vaccaro, Kenny	6-0	214	8	Texas

**#31 - S KEVIN BYARD****5-11, 212, 5th Year, Middle Tennessee State**[Click for complete bio](#)

Safety **Kevin Byard** completed his fifth NFL season in 2020. He was selected by the Titans in the third round (64th overall) of the 2016 NFL Draft.

Byard did not miss a game in his first five seasons in the NFL, totaling 80 games in the regular season and six postseason games. At the conclusion of 2020, his 71 consecutive starts in the regular season was the leading current streak among all Titans players and ranked second to **Malcolm Jenkins** (119) among active NFL safeties.

Over a four-year period from 2017 through 2020, he ranked second in the NFL with 18 interceptions. Only Miami's **Xavien Howard** (22) had more in that period.

In 2020, Byard was a defensive team captain for the second consecutive season and the team's Walter Payton NFL Man of the Year nominee. His 111 tackles led the team and established a career high. Additionally, he registered one interception, seven passes defended, two quarterback pressures, one tackle for loss and one forced fumble. In one playoff game he produced five tackles, one pass defended and a quarterback pressure.

From 2017 through 2019, no NFL player had more interceptions than Byard, who had 17. His 2019 totals included a team-leading five interceptions, 10 passes defended, 91 tackles, one quarterback pressure and two tackles for loss. In three postseason games, he added 20 tackles and one interception.

In 2018, Byard finished with a team-leading four interceptions, 10 passes defended, 96 tackles and two sacks. He also completed a touchdown pass on a memorable fake punt to help defeat the Houston Texans (Sept. 16).

Byard experienced a breakthrough second-year season in 2017. He was named to the Pro Bowl and earned first-team Associated Press All-Pro honors after tying Detroit's **Darius Slay** for the NFL lead with eight interceptions. He added a pair of fumble recoveries to pace the league with 10 total takeaways.

As a rookie in 2016, Byard played in every game, starting the final seven contests at free safety. His 63 tackles were the most by a Titans rookie safety since **Tank Williams'** 69 tackles in 2002. He also ranked second on the squad with 10 special teams tackles.

During a four-year career at Middle Tennessee State University, he appeared in 49 games and notched 46 starts at safety while becoming one of the most prolific defenders in school history. He set school records with 19 career interceptions, 377 interception return yards and four interception returns for touchdowns, and he finished sixth in MTSU history with 312 career tackles. In total, he had a hand in 25 turnovers (19 interceptions, five forced fumbles and one fumble recovery) during his career and added 17 career passes defended and five tackles for loss. He was twice named first-team All-Conference USA.

As a senior in 2015, Byard appeared in 12 games with nine starts as a permanent team captain and was named first-team All-Conference USA for the second consecutive year. He ranked fourth on the team with 66 tackles and led the squad with four interceptions and six additional pass breakups.

The Lithonia, Ga., native set a career high in college with six interceptions as a junior and forced to fumbles the same season.

**2020 Game Notes:**

- **At Denver (9/14)**, recorded his first career forced fumble in the second quarter on a reception by Melvin Gordon III. The ball was recovered at Denver's 23-yard line by defensive tackle Jeffery Simmons, and the offense scored a touchdown on the ensuing drive. Byard also led the defense with nine tackles and added a pass defensed.
- **Against Jacksonville (9/20)**, posted three tackles.
- **At Minnesota (9/27)**, totaled four tackles and one pass defensed.
- **Against Buffalo (10/13)**, posted two tackles and one pass defensed.
- **Against Houston (10/18)**, credited with eight tackles.
- **Against Pittsburgh (10/25)**, totaled six tackles.
- **At Cincinnati (11/1)**, produced seven tackles and one pass defensed.
- **Against Chicago (11/8)**, registered seven tackles.
- **Against Indianapolis (11/12)**, credited with a team-high 10 tackles.
- **At Baltimore (11/22)**, posted seven tackles and one pass defensed. He reached 400 career tackles in the contest.
- **At Indianapolis (11/29)**, credited with seven tackles.
- **Against Cleveland (12/6)**, contributed six tackles.
- **At Jacksonville (12/13)**, led the defense with 11 total tackles.
- **Against Detroit (12/20)**, registered his first interception of the season and his 18th career interception, picking off a pass by Chase Daniel in the fourth quarter. He was credited with 10 tackles, one tackle for loss and two passes defensed in the game.
- **At Green Bay (12/27)**, tied for the team lead with nine tackles.
- **At Houston (1/3)**, credited with four tackles. He finished the 2020 season with a team-high and career-high 111 tackles.
- **Against Baltimore (1/10)**, posted five tackles, a pass defensed and a quarterback pressure.

**Byard's Career Regular Season Statistics:**

Year	GP	GS	Tackle	Sack	QBP	TFL	Int	PD	FF	FR
2016	16	7	63	1.0	3	5	0	4	0	0
2017	16	16	87	0.0	3	4	8	18	0	2
2018	16	16	96	2.0	4	0	4	10	0	0
2019	16	16	91	0.0	1	2	5	10	0	0
2020	16	16	111	0.0	2	1	1	7	1	0
<b>Totals</b>	<b>80</b>	<b>71</b>	<b>448</b>	<b>3.0</b>	<b>13</b>	<b>12</b>	<b>18</b>	<b>49</b>	<b>1</b>	<b>2</b>

**Byard's Career Postseason Statistics:**

Year	GP	GS	Tackle	Sack	QBP	TFL	Int	PD	FF	FR
2017	2	2	16	0.0	0	0	0	0	0	0
2019	3	3	20	0.0	0	0	1	1	0	0
2020	1	1	5	0.0	1	0	0	1	0	0
<b>Totals</b>	<b>6</b>	<b>6</b>	<b>41</b>	<b>0.0</b>	<b>1</b>	<b>0</b>	<b>1</b>	<b>2</b>	<b>0</b>	<b>0</b>

**Byard's Regular Season Single-Game Highs:**

- Tackles** - 16 vs. Washington (12/22/18)
- Sacks** - 1 (Three times, last at N.Y. Giants, 12/16/18)
- Tackles For Loss** - 2 (Twice, last at Miami, 10/8/17)
- Interceptions** - 3 at Cleveland (10/22/17)
- Passes Defensed** - 3 (Twice, vs. Baltimore, 11/5/17)
- Forced Fumbles** - 1 at Denver (9/14/20)

**Byard's Playoff Single-Game Highs:**

- Tackles** - 11 at Baltimore (1/11/20)
- Interceptions** - 1 at Baltimore (1/11/20)



**MOST INTERCEPTIONS FROM 2017-2020**

Since the beginning of the 2017 campaign, Titans safety **Kevin Byard** ranks second in the NFL with 18 interceptions.

**Most interceptions from 2017-2020:**

Player	Interceptions
1. Xavien Howard	22
2. <b>Kevin Byard</b>	<b>18</b>
3. J.C. Jackson	17
Marcus Peters	17
5. Harrison Smith	16
6. Tre'Davious White	15
7. Tyrann Mathieu	14
Quandre Diggs	14
Justin Simmons	14
Darius Slay	14

**CONSECUTIVE STARTS, ACTIVE SAFETIES**

Titans safety **Kevin Byard** has never missed a game in his NFL career and has started every game since the 10th game of his rookie season in 2016.

Among all current safeties, Byard's active consecutive starting streak ranks second in the NFL behind only **Malcolm Jenkins**.

**Longest current starting streak among active NFL safeties (through 2020):**

Player	Team (2020)	Active Consecutive Starting Streak
1. Malcolm Jenkins	New Orleans Saints	119
2. <b>Kevin Byard</b>	<b>Tennessee Titans</b>	<b>71</b>
3. Jordan Poyer	Buffalo Bills	57
4. Adrian Amos	Green Bay Packers	50
5. Jessie Bates	Cincinnati Bengals	48
Justin Simmons	Denver Broncos	48

**INTERCEPTIONS IN FIRST FOUR SEASONS**

Titans safety **Kevin Byard** totaled 17 interceptions from the time he entered the NFL in 2016 as a third-round draft pick through 2019. Since the 1970 NFL-AFL merger, his total ranked second among all franchise players in their first four seasons.

**Most interceptions in a Titans/Oilers player's first four seasons, 1970-2019:**

Player (Position)	First Four Seasons	Interceptions
1. Mike Reinfeldt (S)	1976-1979	19
2. <b>Kevin Byard (S)</b>	<b>2016-2019</b>	<b>17</b>
3. Andre Dyson (CB)	2001-2004	16
4. Michael Griffin (S)	2007-2010	15
5. Cris Dishman (CB)	1988-1991	14
Samari Rolle (CB)	1998-2001	14

Among all active NFL players in 2019, only two had more interceptions than Byard in their first four NFL seasons: **Richard Sherman** and **Marcus Peters**.

**Active NFL players with the most interceptions their first four NFL seasons (through 2019):**

Player (Position)	First Four Seasons	Interceptions
1. Richard Sherman (CB)	2011-2014	24
2. Marcus Peters (CB)	2015-2018	22
3. <b>Kevin Byard (S)</b>	<b>2016-2019</b>	<b>17</b>
Aqib Talib (CB)	2008-2011	17
5. Devin McCourty (S)	2010-2013	15
Earl Thomas (S)	2010-2013	15
Patrick Peterson (CB)	2011-2014	15
Trumaine Johnson (CB)	2012-2015	15

## 2019 NFL INTERCEPTION LEADERS

Titans safety **Kevin Byard** tied for fourth place in the NFL with five interceptions in 2019.

### Most interceptions in 2019:

Player	Interceptions
1. Stephon Gilmore	6
Anthony Harris	6
Tre'Davious White	6
4. <b>Kevin Byard</b>	<b>5</b>
J.C. Jackson	5
Devin McCourty	5
Janoris Jenkins	5
Marcus Peters	5
Minkah Fitzpatrick	5
Darius Leonard	5
Kevin King	5
Joe Haden	5

## SEASON INTERCEPTIONS, TEAM HISTORY

**Kevin Byard** recorded a team-high eight interceptions in 2017. His total tied for seventh in franchise history and was the highest by any franchise player since Oilers cornerback **Rishard Johnson** picked off eight passes in 1990.

### Most interceptions in a season, franchise history:

Player	Season	Position	Interceptions
1. Mike Reinfeldt	1979	S	12
Fred Glick	1963	S	12
3. Miller Farr	1967	CB	10
4. Ken Houston	1971	S	9
W.K. Hicks	1965	CB	9
Jim Norton	1961	S	9
7. <b>Kevin Byard</b>	<b>2017</b>	<b>S</b>	<b>8</b>
Richard Johnson	1990	CB	8
Pete Jaquess	1964	CB	8
Jim Norton	1962	S	8
Tony Banfield	1961	CB	8

## 2017 NFL LEADERS

Titans safety **Kevin Byard** tied for the NFL lead with eight interceptions in 2017, his second NFL season. He shared the top of the leaderboard with Detroit Lions cornerback **Darius Slay**.

### Most interceptions in 2017:

Player	Team	Position	Interceptions
1. <b>Kevin Byard</b>	<b>Tennessee</b>	<b>S</b>	<b>8</b>
Darius Slay	Detroit	CB	8
3. Eric Weddle	Baltimore	S	6
A.J. Bouye	Jacksonville	CB	6
5. (five tied)			5

Additionally, Byard recorded two fumble recoveries on defense. His 10 total defensive takeaways were the most in the NFL.

Slay ranked second with nine takeaways, while Kansas City cornerback **Marcus Peters** tied Baltimore safety **Eric Weddle** for third place with seven takeaways.

### Most total defensive takeaways in 2017:

Player	Team	Interceptions	Def. Fumble Recoveries	Total Takeaways
1. <b>Kevin Byard</b>	<b>Ten</b>	<b>8</b>	<b>2</b>	<b>10</b>
2. Darius Slay	Det	8	1	9
3. Marcus Peters	KC	5	2	7
Eric Weddle	Bal	6	1	7
5. (four tied)				6

## INTERCEPTIONS IN A GAME, TEAM HISTORY

With three interceptions at Cleveland on Oct. 22, 2017, safety **Kevin Byard** tied a franchise record and became the ninth player in franchise history to record three interceptions in a regular season game.

Byard became the first NFL player in 2017 to record three interceptions in a game and the first NFL player to do so since Philadelphia Eagles safety **Kurt Coleman** at Washington on Oct. 16, 2011. He was the first Titans player to record three interceptions in a game since linebacker **Keith Bulluck** accomplished the feat at New Orleans on Monday night, Sept. 24, 2007.

### Most interceptions in a game, franchise history:

Player (Pos)	Date	Opp	Int	Yds	Avg	TD
1. <b>Kevin Byard (S)</b>	<b>10/22/17</b>	<b>Cle</b>	<b>3</b>	<b>60</b>	<b>20.0</b>	<b>0</b>
Keith Bulluck (LB)	9/24/07	NO	3	51	17.0	0
Samari Rolle (CB)	12/26/99	Jac	3	66	22.0	0
Marcus Robertson (S)	11/21/93	Cle	3	69	23.0	0
Willie Alexander (CB)	11/14/71	Oak	3	40	13.3	0
Ken Houston (S)	10/24/71	Pit	3	28	9.3	0
Miller Farr (CB)	10/15/67	NYJ	3	128	42.7	1
W.K. Hicks (CB)	10/31/65	Buf	3	50	16.7	0
Jim Norton (S)	12/2/62	Den	3	22	7.3	0

## PLAYERS WITH INTERCEPTION & TD PASS

In a victory over the Houston Texans on Sept. 16, 2018, **Kevin Byard** completed a 66-yard touchdown pass to defensive back **Dane Cruikshank**.

Byard became the first defensive player in franchise history to record a touchdown pass, while Cruikshank became the first defensive player in team annals to record a touchdown reception. Additionally, Byard's touchdown pass was the longest by a defensive player in the Super Bowl era. The previous long was held by Los Angeles Rams defensive back **Ed Meador**, who had an 18-yard touchdown pass at Atlanta on Nov. 19, 1967.

Byard, who tied for the NFL lead in 2017 with eight interceptions, also became only the fifth player in the Super Bowl era to throw at least one touchdown pass and record at least one career interception.

### NFL players in the Super Bowl era with at least one career interception and one career touchdown pass (1966 through 2018):

Player	NFL Seasons	Career Pass TDs	Career Interceptions
<b>Kevin Byard</b>	<b>2016–2018</b>	<b>1</b>	<b>12</b>
Randy Moss	1998–2012	2	1
Tom Myers	1972–1981	1	36
Eddie Meador	1966*–1970	1	26
Paul Krause	1966*–1979	1	63

\* Meador played from 1959–1970; Krause played from 1964–1979



## FIVE INTERCEPTIONS IN TWO GAMES

On Oct. 22, 2017 at Cleveland, Titans safety **Kevin Byard** registered three interceptions. The following game, on Nov. 5, 2017 against Baltimore, Byard tallied two interceptions to become the first player in franchise history to record five interceptions in a two-game span.

Prior to Byard, the last NFL player to accomplish the feat was Washington Redskins cornerback **DeAngelo Hall** in 2010. On Oct. 24, 2010, Hall intercepted four passes at Chicago, and seven days later at Detroit, Hall picked off another pass.

Byard became only the fifth player since the 1970 AFL-NFL merger with five interceptions over two games. In addition to Byard and Hall, the others were Patriots cornerback **Mike Haynes** in 1976, Packers cornerback **Willie Buchanon** in 1978 and Chiefs cornerback **Albert Lewis** in 1985.

### Most interceptions in a two-game span, 1970–2017:

Player	Team	Season	Interceptions in Two Games
1. <b>Kevin Byard</b>	Ten	2017	5
DeAngelo Hall	Was	2010	5
Albert Lewis	KC	1985	5
Willie Buchanon	GB	1978	5
Mike Haynes	NE	1976	5

## #24 ■ S KENNY VACCARO

6-0, 214, 8th Year, Texas

[Click for complete bio](#)



Safety **Kenny Vaccaro** completed his eighth NFL season and his third campaign with the Titans in 2020. He was signed as a free agent on Aug. 4, 2018.

In 2020, Vaccaro started 13 games and finished fourth on the team with 83 tackles. He added one sack, four quarterback pressures, six tackles for loss, five passes defended and one fumble recovery. He also started one postseason contest and posted nine tackles.

In 2019, Vaccaro started all 16 regular season games for the second time in his career and for the first time since 2015. He ranked fourth on the Titans with 104 tackles and added one sack, one quarterback pressure, one tackle for loss, one interception, five passes defended and seven special teams tackles. He also started all three postseason games and tallied 19 tackles and an interception.

Vaccaro recorded 13 starts in 13 games during his first year in Tennessee. He finished with 70 tackles, two sacks, three quarterback pressures, four tackles for loss, one interception and five passes defended.

Vaccaro (6-0, 214) joined the Titans after five years as a starter with the New Orleans Saints. In 68 career games with 67 starts in New Orleans, he totaled 482 tackles, eight interceptions, 7.5 sacks, five forced fumbles and three fumble recoveries.

In 2017, Vaccaro started 12 games at strong safety and recorded three interceptions, seven passes defended, 60 tackles, 1.5 sacks and one fumble recovery. He tallied three total interceptions in a three-game stretch from Weeks 3-6. He missed four total games due to injury, including spending the final two weeks of the campaign on injured reserve.

In 2016, Vaccaro started 11 games at strong safety and totaled 80 tackles (56 solo), one sack, six passes defended, two forced fumbles, one fumble recovery, two interceptions and a special teams stop.

Vaccaro was named to the PFWA and Bleacher Report All-Rookie teams in 2013, and in 2014 he won the Jim Finks Good Guy Award for cooperation with the New Orleans media.

The Brownwood, Texas, native was selected by the Saints in the first round (15th overall) of the 2013 NFL Draft.

During his time at the University of Texas, Vaccaro appeared in 51 games with 32 starts and totaled 264 tackles and five interceptions. He earned first-team All-American honors as a senior and All-Big 12 first-team recognition from league coaches in each of his final two years. The versatile defender played four different positions including both safety spots for the Longhorns.

### 2020 Game Notes:

- **At Denver (9/14)**, finished second on the team with six tackles to go with one tackle for loss and one pass defended.
- **Against Jacksonville (9/20)**, notched his first sack of the season in the

fourth quarter, dropping quarterback Gardner Minshew II for a four-yard loss. It gave Vaccaro 11.5 career sacks. He also tied for the team lead with 11 total tackles and added two tackles for loss, one quarterback pressure and two passes defended.

- **At Minnesota (9/27)**, appeared in his 100th NFL regular season game and posted five tackles.
- **Against Buffalo (10/13)**, recorded his 100th NFL regular season start and posted four tackles, including a tackle for loss.
- **Against Houston (10/18)**, posted eight tackles and one pass defended.
- **Against Pittsburgh (10/25)**, produced four tackles.
- **At Cincinnati (11/1)**, tallied four tackles.
- **Against Chicago (11/8)**, credited with six tackles.
- **Against Indianapolis (11/12)**, totaled eight tackles.
- **At Baltimore (11/22)**, he was inactive with a concussion.
- **At Indianapolis (11/29)**, credited with a team-best nine tackles.
- **Against Cleveland (12/6)**, recovered a fumble and raced 53 yards on the return to help set up a touchdown late in the fourth quarter. It was his fourth career fumble recovery and his first since Oct. 15, 2017 against the Detroit Lions as a member of the New Orleans Saints. He added six tackles in the contest.
- **At Jacksonville (12/13)** and **against Detroit (12/20)**, inactive with an illness.
- **At Green Bay (12/27)**, returned to the lineup and registered five tackles, including two tackles for loss.
- **At Houston (1/3)**, finished second on the squad with seven tackles.
- **Against Baltimore (1/10)**, tied for second on the squad and established a career postseason high with nine tackles.

### Vaccaro's Career Regular Season Statistics:

Year	Team	GP	GS	Tackle	Sack	QBP	TFL	Int	PD	FF	FR
2013	NO	14	14	93	1.0	NA	NA	1	6	1	0
2014	NO	15	14	113	1.0	NA	NA	2	5	0	0
2015	NO	16	16	136	3.0	NA	NA	0	5	2	1
2016	NO	11	11	80	1.0	NA	NA	2	6	2	1
2017	NO	12	12	60	1.5	NA	NA	3	7	0	1
2018	Ten	13	13	70	2.0	3	4	1	5	0	0
2019	Ten	16	16	104	1.0	1	1	1	5	0	0
2020	Ten	13	13	83	1.0	4	6	0	5	0	1
<b>Totals</b>		<b>110</b>	<b>109</b>	<b>739</b>	<b>11.5</b>	<b>8</b>	<b>11</b>	<b>10</b>	<b>44</b>	<b>5</b>	<b>4</b>

### Vaccaro's Career Postseason Statistics:

Year	Team	GP	GS	Tackle	Sack	QBP	TFL	Int	PD	FF	FR
2013	NO	0	0				Injured Reserve				
2019	Ten	3	3	19	0.0	0	1	1	2	0	0
2020	Ten	1	1	9	0.0	0	0	0	0	0	0
<b>Totals</b>		<b>4</b>	<b>4</b>	<b>28</b>	<b>0.0</b>	<b>0</b>	<b>1</b>	<b>1</b>	<b>2</b>	<b>0</b>	<b>0</b>

### Vaccaro's Regular Season Single-Game Highs:

- Tackles** - 16 (Twice, last at Houston, 11/29/15)
- Interceptions** - 1 (10 times, last vs. Houston, 12/15/19)
- Sacks** - 2 vs. Jacksonville (12/27/15)
- Forced Fumble** - 1 (Five times, last at San Francisco, 11/6/16)
- Fumble Recovery** - 1 (Four times, last vs. Cleveland, 12/6/20)
- Passes Defended** - 3 vs. Detroit (10/15/17)

### Vaccaro's Playoff Single-Game Highs:

- Tackles** - 9 vs. Baltimore (1/10/21)
- Interceptions** - 1 at Baltimore (1/11/20)



## MORE TITANS SAFETIES

### 29 - DB DANE CRUIKSHANK

6-1, 209, 3rd Year, Arizona

- The Chino Hills, Calif., native was selected by the Titans in the fifth round (152nd overall) of the 2018 NFL Draft.
- From 2018-19, Cruikshank tallied 18 special teams tackles which ranked second on the squad.
- In 2019, Cruikshank totaled a career-high 10 special teams tackles, which ranked second on the team, and blocked one extra point and one field goal. He saw action as a reserve in all 16 games and all three postseason contests. He tied for the team lead in special teams tackles four times in 2019.
- In 2018, he scored his first career touchdown with a 66-yard reception on a fake punt against Houston (9/16) and was named AFC Special Teams Player of the Week.
- During a two-year career at Arizona (2016-2017), he started all 25 games at 'spur' safety and cornerback. Cruikshank recorded 135 tackles, 1.5 sacks, seven tackles for loss, 17 passes defended, one forced fumble and intercepted five passes for 68 yards


#### 2020 Notes:

- In 2020, he was limited to two games due to two separate stints on injured reserve. He totaled one interception and one special teams tackle.
- Placed on injured reserve on Sept. 6.
- Activated off injured reserve to the 53-man roster on Oct. 24.
- **Against Pittsburgh (10/25)**, returned from injured reserve to play his first game of 2020. He recorded his first career interception, picking off a Ben Roethlisberger pass in the end zone on the final play of the first half.
- Placed on injured reserve for a second time on Nov. 11.

### 37 - DB AMANI HOOKER

5-11, 210, 2nd Year, Iowa

- The Minneapolis, Minn., native was selected by the Titans in the fourth round (116th overall) of the 2019 NFL Draft.
- In 2019, Hooker played as a reserve safety in all 16 games as a rookie and collected 13 tackles while ranking third on the team with eight special teams tackles.
- During a three-year career at Iowa, he played in 36 games with 19 starts and totaled 125 tackles, six interceptions, a sack, 3.5 tackles for loss and nine passes defended. He declared for the NFL Draft following his junior campaign.
- As a junior in 2018, Hooker received the Tatum-Woodson award given to the best defensive back in the Big Ten.



#### 2020 Notes:

- In 2020, Hooker played 16 games with three starts. He tied Malcolm Butler for the team lead with four interceptions and ranked fourth on the team with seven special teams tackles. Additionally, he totaled one tackle for loss and eight passes defended. He also appeared in one postseason contest.
- **At Minnesota (9/27)**, clinched the victory with his first career interception. With 1 minute and 9 seconds remaining in the fourth quarter, the Minneapolis native intercepted a pass from Kirk Cousins to Adam Thielen on fourth down.
- **Against Pittsburgh (10/25)**, registered his second interception of 2020 and his second career interception, picking off a Ben Roethlisberger pass in the end zone in the fourth quarter. He totaled three tackles, two passes defended and one special teams stop in the contest.
- **Against Chicago (11/8)**, established a career high with seven tackles and added two stops on special teams.
- **At Baltimore (11/22)**, registered his first career start at safety. He picked off a Lamar Jackson pass in the third quarter to register his team-high third interception of 2020 and the third interception of his career. He also was credited with seven tackles and two passes defended in the contest.
- **At Jacksonville (12/13)**, recorded his second career start at safety and also recorded his first career rushing attempt, gaining four yards and a first down on a fake punt in the first quarter. He ranked third on the team with seven tackles, including a tackle for loss.
- **Against Detroit (12/20)**, tied a career high with seven tackles.
- **At Houston (1/3)**, intercepted a Deshaun Watson pass in Houston territory in the first quarter to set up a field goal on the ensuing possession. It was his fourth interception of the season, which tied Malcolm Butler for the team lead. He added two tackles on defense and one stop on special teams at Houston.

### 46 - DB JOSHUA KALU

6-0, 203, 2nd Year, Nebraska

- The Houston, Texas, native was signed by the Titans as an undrafted free agent on May 11, 2018 and has spent time on the practice squad and active roster.
- In Week 10 of 2019 against Kansas City, Kalu secured the victory by coming off the edge and blocking Harrison Butler's potential game-tying 52-yard field goal as time expired.
- In 2018, made his NFL debut and appeared in five games during his rookie season.
- Played in 48 games with 37 starts at cornerback and safety over four seasons at Nebraska. Totaled 215 tackles, two sacks, 27 passes defended, seven interceptions for 78 yards and a score, three forced fumbles and one fumble recovery. His 27 passes defended rank tied for seventh in Cornhusker history and his 215 career tackles rank fifth all-time among Nebraska defensive backs and among the top 30 overall tacklers in Cornhusker history.

#### 2020 Notes:

- In 2020, Kalu tied for second on the team with eight special teams tackles in 15 games and added eight tackles and one forced fumble. He also appeared in one postseason contest.
- **At Denver (9/14)**, credited with a forced fumble on the final play of the first half. He also registered a tackle in the contest.
- **Against Jacksonville (9/20)**, credited with a two-yard kickoff return on one of the key plays of the game. With the Jaguars kicking off with 12 seconds remaining in the second quarter, he got in front of Josh Lambo's attempted squib kick at Tennessee's 49-yard line and moved the ball to the opposite 49. Two plays later, the Titans made a 51-yard field goal as the clock expired.
- **Against Chicago (11/8)**, credited with a team-high three special teams tackles.
- **At Baltimore (11/22)**, collected a career-best four tackles as a reserve at safety.
- **Against Detroit (12/20)**, recorded two tackles on defense and added a team-high two stops on special teams.





## TITANS SPECIALISTS

### PUNTERS

No.	Name	Ht	Wt	Exp	College
6	Kern, Brett	6-2	214	13	Toledo

### KICKERS

No.	Name	Ht	Wt	Exp	College
3	Gostkowski, Stephen	6-1	215	15	Memphis

### LONG SNAPPERS

No.	Name	Ht	Wt	Exp	College
47	Overton, Matt	6-1	243	8	Western Washington

## #3 ■ K STEPHEN GOSTKOWSKI

6-1, 215, 15th Year, Memphis

[Click for complete bio](#)

Kicker **Stephen Gostkowski** (pronounced gost-COW-ski) completed his 15th NFL season and his first campaign with the Titans in 2020. He was signed by the Titans as a free agent on Sept. 3, 2020.

Gostkowski finished his first season in Tennessee as the 11th-most accurate field goal kicker in NFL history (86.3 percent; 392-of-454) and the 11th-highest scorer in NFL history (1,875 points).

In 2020, Gostkowski made 18 field goals on 26 attempts, including seven field goals from 50-plus yards on eight attempts. His seven 50-yarders established a new franchise record, breaking **Rob Bironas'** mark of six in 2011. On extra points, Gostkowski was 46-of-48 (95.8 percent), giving him the fourth-most extra points in franchise history. He also handled kickoff duties, booting 51 touchbacks on 86 attempts (60.7 percent).

Gostkowski became the first player since the 1970 NFL-AFL merger to kick a game-winning field goal in the final two minutes of regulation in each of his team's first three games of the season, resulting in him being named AFC Special Teams Player of the Month for September. His three game-winning field goals were the most by a Titans kicker in a season since Bironas totaled four game-winners in 2006.

With two postseason field goals in 2020, Gostkowski improved his career total to 41 career postseason field goals, which ranked second in NFL history behind **Adam Vinatieri** (56) at the conclusion of the 2020 playoffs. His 212 career postseason points likewise trailed only Vinatieri (238) in NFL annals.

After entering the NFL as a fourth-round pick by New England in 2006, Gostkowski spent the next 14 years with the Patriots, earning four Pro Bowl selections (2008, 2013-15) and three Super Bowl championships (2014, 2016, 2018). He became the franchise's leading scorer with 1,775 career points over 204 games.

One of his finest statistical seasons came in 2017, when he scored 156 points, made 37 of 40 field goal attempts and made a career-long 62-yard field goal.

In 2019, he was limited to four games before being placed on injured reserve. He made seven of his eight field goal attempts in his final season in New England.

Gostkowski finished his collegiate career at the University of Memphis ranked 13th in NCAA Division 1-A history with 369 points and ranked 14th with 70 career field goals. He also played baseball at Memphis.

### 2020 Game Notes:

- **At Denver (9/14)**, made his debut in a Titans uniform on Monday Night Football and connected on the game-winning 25-yard field goal with 17 seconds remaining in the fourth quarter. It was his 10th career game-winning field goal (ninth in the regular season).
- **Against Jacksonville (9/20)**, made a 51-yard field goal as time expired

in the second quarter and the game-winning 49-yard field goal with 1 minute and 36 seconds remaining in the fourth quarter. He added three extra points on four attempts. He hit a game-winning field goal for the second consecutive week, marking the second time in his career he made a game-winner in back-to-back games (Nov. 24-Dec. 1, 2013). His kick to beat the Jaguars was his 11th career game-winning field goal (10th in the regular season). He became the first kicker since Adam Vinatieri with New England in 1999 to make a game-winning field goal in the final two minutes of regulation in each of his team's first two games of a season.

- **At Minnesota (9/27)**, set a career high with six total field goals, including the game-winning field goal from 55 yards with 1 minute and 44 seconds remaining in the fourth quarter. In his 15-year career, he previously made five total field goals on two occasions, most recently against Kansas City on Oct. 14, 2018. In addition to his game-winner, he also connected on field goals of 39 and 31 yards in the first quarter, 30 yards in the second quarter, 51 yards in the third quarter and 54 yards in the fourth quarter. His 55-yard field goal tied for the fourth-longest field goal in franchise history and the second-longest game-winning field goal in team annals behind Rob Bironas' 60-yarder to beat Indianapolis on Dec. 3, 2006. His 54-yarder at Minnesota ranked as the eighth-longest field goal in team annals. He became the second player in franchise history to make at least six field goals in a game. The other is Rob Bironas, who set the team and NFL record with eight field goals at Houston on Oct. 21, 2007. Gostkowski became the first player in franchise history to record game-winning field goals in three consecutive games, as well as the first NFL player since the 1970 merger to kick a game-winning field goal in the final two minutes of regulation in each of his team's first three games of the season. He hit three field goals of at least 50 yards in distance for the first time in his career and was the first NFL player since Baltimore's Justin Tucker on Nov. 27, 2016 (vs. Cincinnati) to accomplish the feat. He extended his streak to a career-best 28 consecutive games with at least one field goal, which tied for the fifth-longest streak in NFL history (Jim Turner, 1970-72; Chip Lohmiller, 1988-90). He tied his career high with 19 total points in the contest. He was named AFC Offensive Player of the Week.

- Named AFC Offensive Player of the Month for September. It was his fifth career AFC Special Teams Player of the Month award.
- **Against Buffalo (10/13)**, made all six extra point attempts.
- **Against Houston (10/18)**, made all four extra point attempts, had a 27-yard field goal blocked, and missed from 37 yards.
- **Against Pittsburgh (10/25)**, made one of two field goal attempts, including a successful field goal from 51 yards. He also made all three extra point attempts.
- **At Cincinnati (11/1)**, made both extra point attempts and missed a field goal from 53 yards.
- **Against Chicago (11/8)**, made his only field goal attempt from 40 yards and hit all three of his extra point attempts.
- **Against Indianapolis (11/12)**, made a 50-yard field goal and missed from 44 yards. His 50-yarder in the second quarter gave him six field goals on seven attempts of 50-plus yards in 2020. His previous career high for 50-yard field goals in season was five in 2013 with the New England Patriots.
- **At Baltimore (11/22)**, made all three field goal attempts and his only



extra point attempt. He connected on a pair of 40-yard field goals and added a 22-yarder. It was his second game of 2020 with at least three field goals.

➤ **At Indianapolis (11/29)**, connected on a 49-yard field goal in the third quarter and made all six of his extra point attempts.

➤ **Against Cleveland (12/6)**, connected on all three of his extra point attempts.

➤ **At Jacksonville (12/13)**, made a 53-yard field goal as time expired in the first half. He also made all four of his extra point attempts. He improved his season totals to seven successful field goals in eight attempts from 50 yards and beyond. His previous career high for most field goals in a season of 50-plus yards was five in 2013 with the New England Patriots.

➤ **Against Detroit (12/20)**, made a 38-yard field goal as time expired in the second quarter to give him two consecutive games with a field goal as the clock hit zero in the first half. He also made all five of his extra point attempts.

➤ **At Green Bay (12/27)**, connected on both extra point attempts to give him 100 points on the season. It marked his 13th career season with at least 100 points.

➤ Placed on the reserve/COVID-19 list on Dec. 28 and activated on Jan. 7.

➤ **Against Baltimore (1/10)**, made both field goal attempts and his only extra point attempt. His field goals from 45 yards (first quarter) and 25 yards (fourth quarter) improved his career postseason totals to 41 field goals on 46 attempts (89.1 percent). His 41 career postseason field goals ranked second in NFL history behind Adam Vinatieri (56).

**Gostkowski's Career Regular Season Statistics:**

Year	Team	GP	FGM	FGA	Pct	Lg	XPM	XPA	Pts
2006	NE	16	20	26	76.9	52	43	44	103
2007	NE	16	21	24	87.5	45	74	74	137
2008	NE	16	36	40	90.0	50	40	40	148
2009	NE	16	26	31	83.9	53	47	47	125
2010	NE	8	10	13	76.9	43	26	26	56
2011	NE	16	28	33	84.8	50	59	59	143
2012	NE	16	29	35	82.9	53	66	66	153
2013	NE	16	38	41	92.7	54	44	44	158
2014	NE	16	35	37	94.6	53	51	51	156
2015	NE	16	33	36	91.7	57	52	52	151
2016	NE	16	27	32	84.4	53	46	49	127
2017	NE	16	37	40	92.5	62	45	47	156
2018	NE	16	27	32	84.4	52	49	50	130
2019	NE	4	7	8	87.5	41	11	15	32
2020	Ten	15	18	26	69.2	55	46	48	100
<b>NFL Totals</b>		<b>219</b>	<b>392</b>	<b>454</b>	<b>86.3</b>	<b>62</b>	<b>699</b>	<b>712</b>	<b>1,875</b>

**Gostkowski's Career Postseason Statistics:**

Year	Team	GP	FGM	FGA	Pct	Lg	XPM	XPA	Pts
2006	NE	3	8	8	100.0	50	9	9	33
2007	NE	3	1	2	50.0	35	9	9	12
2009	NE	1	0	1	0.0	0	2	2	2
2011	NE	3	5	5	100.0	35	10	10	25
2012	NE	2	4	4	100.0	38	6	6	18
2013	NE	2	1	1	100.0	47	6	6	9
2014	NE	3	1	1	100.0	21	15	15	18
2015	NE	2	4	4	100.0	46	3	4	15
2016	NE	3	7	7	100.0	47	7	9	28
2017	NE	3	3	5	60.0	45	11	12	20
2018	NE	3	5	6	83.3	47	10	10	25
2019	NE								Injured Reserve
2020	Ten	1	2	2	100.0	45	1	1	7
<b>Playoff Totals</b>		<b>29</b>	<b>41</b>	<b>46</b>	<b>89.1</b>	<b>50</b>	<b>89</b>	<b>93</b>	<b>212</b>

**Gostkowski's Regular Season Single-Game Highs:**

- Field Goals Made** - 6 at Minnesota (9/27/20)
- Field Goal Attempts** - 6 (Twice, last at Minnesota, 9/27/20)
- Longest Field Goal** - 62 at Oakland (11/19/17)
- PATs Made** - 8 (Three times, last vs. Indianapolis, 11/18/12)
- PATs Attempted** - 8 (Three times, last vs. Indianapolis, 11/18/12)
- Points** - 19 (Three times, last at Minnesota, 9/27/20)

**Gostkowski's Playoff Single-Game Highs:**

- Field Goals Made** - 3 (Four times, last vs. Pittsburgh, 1/22/17)
- Field Goals Attempts** - 3 (Six times, last vs. L.A. Rams in Super Bowl, 2/3/19)
- Longest Field Goal** - 50 at San Diego (1/14/07)
- PATs Made** - 6 (Twice, last vs. Indianapolis, 1/18/15)
- PATs Attempted** - 6 (Twice, last vs. Indianapolis, 1/18/15)
- Points** - 13 vs. N.Y. Jets (1/07/07)

**NFL ALL-TIME LEADERS**

During his career, **Stephen Gostkowski** has made 86.3 percent of his field goal attempts, a rate that is 11th in NFL history.

**Most accurate field goal kickers in NFL history (min. 50 attempts):**

Player	FG Made	FG Att	Pct
1. Justin Tucker	291	321	90.7
2. Harrison Butker	121	134	90.3
3. Josh Lambo	128	144	88.9
4. Younghoe Koo	63	71	88.7
5. Chris Boswell	146	166	88.0
6. Wil Lutz	142	164	86.6
Robbie Gould	400	462	86.6
8. Jason Sanders	77	89	86.5
Mike Vanderjagt	230	266	86.5
10. Kai Forbath	133	154	86.4
11. <b>Stephen Gostkowski</b>	<b>392</b>	<b>454</b>	<b>86.3</b>

**Stephen Gostkowski** ranks 11th in NFL history in career scoring. He is the only active kicker in the NFL's top 11 all-time leading scorers.

**Most points in NFL history:**

Player	Career Points
1. Adam Vinatieri	2,673
2. Morten Andersen	2,544
3. Gary Anderson	2,434
4. Jason Hanson	2,150
5. John Carney	2,062
6. Matt Stover	2,004
7. George Blanda	2,000
8. Jason Elam	1,983
9. John Kasay	1,970
10. Sebastian Janikowski	1,913
11. <b>Stephen Gostkowski</b>	<b>1,875</b>

Additionally, Gostkowski is in the top 15 in NFL history in career field goals. He is second among active players behind **Robbie Gould**.

**Most field goals in NFL history:**

Player	Career Field Goals
1. Adam Vinatieri	599
2. Morten Andersen	565
3. Gary Anderson	538
4. Jason Hanson	495
5. John Carney	476
6. Matt Stover	471
7. John Kasay	461
8. Phil Dawson	441
9. Sebastian Janikowski	436
Jason Elam	436
11. Robbie Gould	400
12. Matt Bryant	397
13. <b>Stephen Gostkowski</b>	<b>392</b>



2020 RECAP

DRAFT

TEAM NOTES

PLAYER NOTES

STATISTICS

ROSTERS



## GOSTKOWSKI'S GAME-WINNING FIELD GOALS

A game-winning field goal is defined as one that was the final score of the game and gave the kicker's team the lead at any time in the fourth quarter or overtime.

Date	Team	Opp	FG Distance	Time Left	Quarter	Final Score
9/27/20	Ten	@ Min	55	1:44	4th	31-30
9/20/20	Ten	Jax	49	1:36	4th	33-30
9/14/20	Ten	@ Den	25	0:17	4th	16-14
10/14/18	NE	KC	28	0:03	4th	43-40
9/11/16	NE	@ Ari	32	3:44	4th	23-21
11/15/15	NE	@ NYG	54	0:01	4th	27-26
12/1/13	NE	@ Hou	53	3:12	4th	34-31
11/24/13	NE	Den	31	1:56	OT	34-31
9/8/13	NE	@ Buf	35	0:05	4th	23-21
10/21/12	NE	NYJ	48	11:02	OT	29-26
10/17/10	NE	Bal	35	1:56	OT	23-20
1/14/07*	NE	@ SD	31	1:10	4th	24-21

\* Playoffs

## NFL PLAYOFF SCORING LEADERS

During the 2020 playoffs, **Stephen Gostkowski** improved his career total to 212 career postseason points, which ranked second in NFL history behind **Adam Vinatieri** (238). Gostkowski's 41 career postseason field goals likewise trailed only Vinatieri (56) in NFL annals.


### NFL all-time career postseason scoring leaders:

Player	FG	XP	TD	Tot Points
1. Adam Vinatieri	56	70	0	238
2. <b>Stephen Gostkowski</b>	<b>41</b>	<b>89</b>	<b>0</b>	<b>212</b>
3. David Akers	39	58	0	175
4. Mason Crosby	30	69	0	159
5. Gary Anderson	32	57	0	153
6. Jerry Rice	0	0	22	132
7. Emmitt Smith	0	0	21	126
Thurman Thomas	0	0	21	126
9. George Blanda	22	49	0	115
10. Matt Stover	25	31	0	106

## #6 ■ P BRETT KERN

6-2, 214, 13th Year, Toledo

[Click for complete bio](#)



Punter **Brett Kern** completed his 13th NFL season and his 11th full campaign with the Titans in 2020. The three-time Pro Bowl selection was claimed off waivers by the Titans during the 2009 season.

During his time in Tennessee, Kern has placed his name at the top of most of the franchise's leaderboards at his position. He passed **Craig Hentrich** (861 punts) in 2020 as the organization's all-time leading punter and finished the season with 876 punts in a Titans uniform. He also concluded 2020 as the team's all-time career leader in gross punting average (45.9 yards), net punting average (40.8) and punts placed inside the 20 (355). Kern owns the top eight net punting seasons in franchise history and six of the team's top eight gross punting seasons.

In 2020, Kern appeared in 13 games, missing three contests on injured reserve. He punted 37 times for a 45.8 gross average and a 41.5-yard net average with 22 punts placed inside the 20. Since the 1991 season, Kern's 59.5 percent of punts placed inside the 20 in 2020 was the best of any player with at least 30 punts in a season.

When Kern was placed on injured reserve during the 2020 season, it ended his consecutive games played streak ended at 199 games, including his career with the Titans and Denver Broncos. At the time, he owned the fourth-longest active consecutive games played streak in the NFL. His streak with the Titans ended at 177 consecutive games played, finishing as the second-longest streak in franchise history behind **Bruce Matthews'** 232 consecutive games from 1987 to 2001.

With 183 career games with the Titans through 2020, Kern ranked fourth in franchise history behind **Bruce Matthews** (296), **Elvin Bethea** (210) and **Brad Hopkins** (194). Kern's total was the most for any player during the franchise's "Titans era" (since 1999).

In 2019, Kern was named to the Pro Bowl for the third consecutive season, and he earned first-team Associated Press All-Pro honors for the first time in his career. His 37 punts inside the 20 led the NFL, and his 43.1-yard net average ranked second in team history.

In 2018, his 47.1-yard gross average ranked fifth in team history, and his 41.7-yard net average ranked second in team annals. He set a franchise record and recorded a career high with 39 of his 74 punts inside the 20-yard line. He finished the season with a career-long streak of 16 consecutive punts placed inside the 20, including every punt in the final three games of the season.

In 2017, Kern had arguably one of the best seasons by a punter in NFL history and was named to his first career Pro Bowl in addition to earning second-team Associated Press All-Pro honors. He punted 75 times for 3,728 yards with 28 punts placed inside the 20-yard line. His 44.6-yard net average broke his own team record and finished second in NFL history behind only **Johnny Hekker's** 46.0-yard net average in 2016. Kern's 49.7-yard gross average also broke his team mark and finished eighth in NFL history.

In 2015, Kern continued his annual assault on the team's all-time punting records and accomplished a first-of-its-kind NFL feat, becoming the first punter in league history to record 80 or more punts, a net average of 40 yards, and one or zero touchbacks in a single season. His season totals included 88 punts (tied for fifth place in franchise history), a 47.4-yard gross average (second in franchise history), a 40.3 net average (third in franchise history), a career-high 34 punts inside the 20 (third in franchise history) and only one touchback (career low).

In 2014, Kern launched a career-high 88 total punts for a gross average of 46.8 yards and a net average of 40.8 yards, which broke his own single-season team record (40.4-yard net average in 2012).

Kern produced one of the best punting seasons in team history in 2012. He set then-franchise records with a gross punting average of 47.6 yards and a net punting average of 40.4 yards (he later broke both marks).

Kern was claimed by the Titans off waivers from the Denver Broncos on Oct. 27, 2009. He spent the entire 2008 season and the first six games of 2009 campaign in Denver, totaling 73 punts and a 46.5-yard average in 22 games with the Broncos.

In 2008, Kern ranked fifth in the league with a 46.7-yard punting average that marked the third-best season total by a Bronco in club history. At the time, his punting average was the best in NFL history by a rookie. He was named to the All-Rookie team by Pro Football Weekly/PFWA and The *Sporting News*.

The Grand Island, N.Y., native was originally signed by the Broncos as a rookie free agent on April 28, 2008, following four seasons at the University of Toledo.

#### 2020 Game Notes:

- **At Denver (9/14)**, punted four times for a 51.0-yard gross average and a 47.0-yard net average with two punts inside the 20, including a long punt of 66 yards to help pin the Broncos inside their 10-yard line in the second quarter. He became the seventh player in franchise history to play in 12 seasons with the organization, joining Bruce Matthews (1983–2001), Elvin Bethea (1968–1983), Brad Hopkins (1993–2005), Gregg Bingham (1973–1983), Mike Munchak (1982–1993) and Craig Hentrich (1998–2009). Kern became the first to accomplish the feat exclusively in the “Titans era” (1999–present).
- **Against Jacksonville (9/20)**, averaged 40.7 yards on three punts with all three punts placed inside the 20. He pinned the Jaguars on their own six-yard line with a 34-yard punt in the second quarter.
- **At Minnesota (9/27)**, averaged 47.7 yards on three punts (41.0 net) with one punt inside the 20. He tied Gregg Bingham (1973-84) for fifth place on the franchise games played list with his 173rd game.
- **Against Buffalo (10/13)**, passed Gregg Bingham (173 games) for fifth place on the franchise’s career games played list by playing in his 174th game with the Titans. He averaged 42.7 yards (43.0 net) on three punts with all three punts placed inside the 20. He helped pin the Bills on their own nine-yard line with a 55-yard punt in the first quarter, and he pinned the Bills on their own three-yard line with a 41-yard punt in the third quarter.
- **Against Houston (10/18)**, recorded only one punt (54 yards) in a game for only the sixth time in his career and for the first time since Nov. 5, 2018 at Dallas.
- **Against Pittsburgh (10/25)**, established a new franchise record and a career high with a gross punting average of 60.5 yards (minimum requirement of four punts). His four punts went, in order, for 63 yards, 59 yards, 61 yards and 59 yards. He eclipsed the old franchise record of 59.2 yards set by Greg Montgomery against Buffalo on Dec. 27, 1992. Kern’s net average against Pittsburgh was 39.8 yards with one punt inside the 20. His 60.5-yard gross average ranked third in the NFL since 1970, trailing only Andy Lee’s 63.0-yard average for Carolina at Denver on Sept. 8, 2016 and Kansas City’s Tommy Townsend against New England on Oct. 5, 2020.
- **At Cincinnati (11/1)**, averaged 36.0 yards (26.0 net) on two punts with one punt inside the 20. He tied Craig Hentrich for fourth place on the franchise’s all-time games played list with his 177th game, trailing only Bruce Matthews (296), Elvin Bethea (210) and Brad Hopkins (194).
- Placed on injured reserve (wrist) on Nov. 7.
- **Against Chicago (11/8)**, did not appear in a game for the first time in his career after he was placed on injured reserve the day before the contest. His consecutive games played streak ended at 199 games, including his career with the Titans and Denver Broncos. Prior to the game, he owned the fourth-longest active consecutive games played streak in the NFL behind only Philip Rivers (232), Sam Koch (231) and Mason Crosby (216). His streak with the Titans ended at 177 consecutive games played. It finished as the second-longest streak in franchise history behind Bruce Matthews’ 232 consecutive games from 1987 to 2001.



- Activated from injured reserve on Nov. 28.
- **At Indianapolis (11/29)**, appeared in his 200th NFL regular season game and his 178th game with the Titans. In doing so, he passed Craig Hentrich (177 games with the Titans) for fourth place on the franchise’s all-time games played list. He trails only Bruce Matthews (296), Elvin Bethea (210) and Brad Hopkins (194). Additionally, he passed Hentrich (861 punts) for the most punts in franchise history, finishing the contest with 863 punts in a Titans uniform. He averaged 40.0 gross yards (40.0 net) with all four of his punts placed inside the 20 against the Colts.
- **Against Cleveland (12/6)**, totaled three punts for a 46.0-yard gross average and a 45.7-yard net average.
- **At Jacksonville (12/13)**, averaged 41.3 yards (41.3 net) on four punts with all four punts placed inside the 20.
- **Against Detroit (12/20)**, registered one punt for 47 yards to pin the Lions inside their own 10-yard line.
- **At Green Bay (12/27)**, in snowy conditions, averaged 43.5 yards (38.5 net) on four punts, including a 60-yard punt, with one punt inside the 20.
- Placed on the reserve/COVID-19 list on Dec. 29 and removed from the list on Jan. 2.
- **At Houston (1/3)**, placed his only punt inside the 20 for 46 yards (44 net).
- **Against Baltimore (1/10)**, recorded five punts for a 45.6-yard gross average and a 45.6-yard net average with four punts placed inside the 20. His net averaged established a new franchise single-game postseason record among qualifiers (minimum five punts), breaking Craig Hentrich’s mark of 44.3 yards at Baltimore on Jan. 3, 2004. His 45.6-yard gross average qualified as the fifth-highest gross average in franchise postseason annals (minimum five punts). His four punts inside the 20 tied the franchise postseason record and marked the second time in his playoff career he reached the number after previously accomplishing the feat at New England on Jan. 4, 2020.

#### Kern's Career Regular Season Statistics:

Year	Team	GP	No	Blk	Yds	Avg	Lg	TB	In20	Net
2008	Den	16	46	0	2,150	46.7	64	4	13	37.8
2009	Den/Ten	16	64	0	2,910	45.5	67	10	27	38.5
2010	Ten	16	77	0	3,302	42.9	68	4	24	39.1
2011	Ten	16	86	0	3,747	43.6	64	7	31	39.4
2012	Ten	16	81	2	3,855	47.6	71	5	30	40.4
2013	Ten	16	78	1	3,386	43.4	63	2	32	39.7
2014	Ten	16	88	1	4,118	46.8	79	7	28	40.8
2015	Ten	16	88	0	4,175	47.4	61	1	34	40.3
2016	Ten	16	77	0	3,402	44.2	71	4	32	38.6
2017	Ten	16	75	0	3,728	49.7	74	5	28	44.6
2018	Ten	16	74	1	3,483	47.1	62	3	39	41.7
2019	Ten	16	78	0	3,672	47.1	70	2	37	43.1
2020	Ten	13	37	0	1,695	45.8	66	3	22	41.5
<b>Totals</b>		<b>205</b>	<b>949</b>	<b>5</b>	<b>43,623</b>	<b>46.0</b>	<b>79</b>	<b>57</b>	<b>377</b>	<b>40.5</b>

#### Kern's Career Postseason Statistics:

Year	Team	GP	No	Blk	Yds	Avg	Lg	TB	In20	Net
2017	Ten	2	10	0	447	44.7	62	0	4	41.2
2019	Ten	3	15	0	729	48.6	63	4	6	41.3
2020	Ten	1	5	0	228	45.6	53	0	4	45.6
<b>Totals</b>		<b>6</b>	<b>30</b>	<b>0</b>	<b>1,404</b>	<b>46.8</b>	<b>63</b>	<b>4</b>	<b>14</b>	<b>42.0</b>

#### Kern's Regular Season Single-Game Highs:

**Punts** - 10 (Twice, last at Miami, 10/8/17)  
**Gross Avg.** - 60.5 vs. Pittsburgh (10/25/20)  
**Net Avg.** - 50.2 at Miami (10/8/17)  
**Long Punt** - 79 vs. Indianapolis (12/28/14)  
**In20** - 8 at Denver (10/14/19)

#### Kern's Playoff Single-Game Highs:

**Punts** - 6 (Twice, last at Baltimore, 1/11/20)  
**Gross Avg.** - 52.5 at Baltimore (1/11/20)  
**Net Avg.** - 45.6 (five punts) vs. Baltimore (1/10/21)  
**Long Punt** - 63 at Baltimore (1/11/20)  
**In20** - 4 (Twice, last vs. Baltimore, 1/10/21)

## FRANCHISE CAREER PUNTING LEADERS

On Nov. 30, 2020, **Brett Kern** passed **Craig Hentrich** (861 punts with the Titans) for first place on the franchise's all-time punting list. Kern also is the all-time career leader in Titans/Oilers history in both gross punting average and net punting average.

### Most career punts, franchise history:

Player	Years	Punts
1. <b>Brett Kern</b>	<b>2009-2020</b>	<b>876</b>
2. Craig Hentrich	1998-2009	861
3. Jim Norton	1960-1968	522

### Highest career gross punting average, franchise history (minimum 250 punts):

Player	Years	Gross Avg.
1. <b>Brett Kern</b>	<b>2009-2020</b>	<b>45.9</b>
2. Greg Montgomery	1988-1993	43.6
3. Craig Hentrich	1998-2009	42.9
4. Jim Norton	1960-1968	42.1
5. Cliff Parsley	1977-1982	39.8
6. Dan Pastorini	1971-1979	39.7

### Highest career net punting average, franchise history (since 1976, minimum 250 punts):

Player	Years	Net Avg.
1. <b>Brett Kern</b>	<b>2009-2020</b>	<b>40.8</b>
2. Craig Hentrich	1998-2009	37.2
3. Greg Montgomery	1988-1993	36.6
4. Cliff Parsley	1977-1982	32.3

## PCT. INSIDE THE 20 IN A SEASON SINCE 1991

Over a 30-season span from 1991 through 2020, no player with at least 30 punts in a season put a higher percentage of their punts inside the 20 than Titans punter **Brett Kern** in 2020. Twenty-two of Kern's 37 punts were placed inside the 20 for a rate of 59.5 percent.

### Highest percentage of punts in a season placed inside the 20 from 1991 to 2020 (minimum 30 punts):

Player	Team	Season	Total Punts	Inside the 20	Pct. Inside the 20
1. <b>Brett Kern</b>	<b>Tennessee</b>	<b>2020</b>	<b>37</b>	<b>22</b>	<b>59.5</b>
2. Jake Bailey	New England	2020	55	31	56.4
3. Dustin Colquitt	Kansas City	2012	83	45	54.2
4. Andy Lee	San Francisco	2012	67	36	53.7
5. Mike Scifres	San Diego	2013	56	30	53.6
6. Bryan Anger	Houston	2019	45	24	53.3
7. Bryan Anger	Tampa Bay	2016	70	37	52.9
8. Mat McBriar	Dallas	2009	72	38	52.8
9. <b>Brett Kern</b>	<b>Tennessee</b>	<b>2018</b>	<b>74</b>	<b>39</b>	<b>52.7</b>
10. Sam Koch	Baltimore	2019	40	21	52.5

## MOST GAMES PLAYED, TEAM HISTORY

Titans punter **Brett Kern** currently ranks fourth in franchise history in career games. He trails only **Bruce Matthews** (296), **Elvin Bethea** (210) and **Brad Hopkins** (194).

### Most games played, franchise history (regular season):

Player	Position	Years	Games
1. Bruce Matthews	OL	1983-2001	296
2. Elvin Bethea	DE	1968-1983	210
3. Brad Hopkins	T	1993-2005	194
4. <b>Brett Kern</b>	<b>P</b>	<b>2009-2020</b>	<b>183</b>
5. Craig Hentrich	P	1998-2009	177
6. Gregg Bingham	LB	1973-1984	173
7. Ray Childress	DL	1985-1995	160
8. Mike Munchak	G	1982-1993	159
9. Keith Bulluck	LB	2000-2009	157
10. Benji Olson	G	1998-2007	152

## 2019 NFL PUNTING LEADERS

Titans punter **Brett Kern** ranks near the top of the NFL in gross punting average and net punting average in 2019.

He also is at the top of the NFL in total punts placed inside the 20.

### Highest gross punting average in 2019:

Player	Team	Gross Average
1. Tress Way	Washington Redskins	49.6
2. Andy Lee	Arizona Cardinals	47.8
3. Johnny Hekker	Los Angeles Rams	47.4
4. <b>Brett Kern</b>	<b>Tennessee Titans</b>	<b>47.1</b>
5. Ty Long	Los Angeles Chargers	47.0
6. Logan Cooke	Jacksonville Jaguars	46.8
7. Bryan Anger	Houston Texans	46.5
8. Cameron Johnston	Philadelphia Eagles	46.4
9. Jamie Gillan	Cleveland Browns	46.2
Thomas Morstead	New Orleans Saints	46.2

### Highest net punting average in 2019:

Player	Team	Net Average
1. Logan Cooke	Jacksonville Jaguars	44.5
Bryan Anger	Houston Texans	44.5
3. Tress Way	Washington Redskins	44.1
4. <b>Brett Kern</b>	<b>Tennessee Titans</b>	<b>43.1</b>
Thomas Morstead	New Orleans Saints	43.1
6. Britton Colquitt	Minnesota Vikings	42.6
7. Johnny Hekker	Los Angeles Rams	42.4
8. Cameron Johnston	Philadelphia Eagles	42.3
Riley Dixon	New York Giants	42.3
10. Kevin Huber	Cincinnati Bengals	42.1

### Most punts placed inside the 20 in 2019:

Player	Team	Inside the 20
1. <b>Brett Kern</b>	<b>Tennessee Titans</b>	<b>37</b>
2. Jake Bailey	New England Patriots	36
3. Michael Dickson	Seattle Seahawks	34
Corey Bojorquez	Buffalo Bills	34
5. A.J. Cole	Oakland Raiders	33
6. Sam Martin	Detroit Lions	31
7. Kevin Huber	Cincinnati Bengals	30
Tress Way	Washington Redskins	30
9. Colby Wadman	Denver Broncos	29
Thomas Morstead	New Orleans Saints	29
J.K. Scott	Green Bay Packers	29
Riley Dixon	New York Giants	29

## PERCENT INSIDE THE 20 IN 2018

Titans punter **Brett Kern** set a franchise record with 39 punts placed inside the opponent's 20-yard line in 2018. He ranked second in the NFL in the category, but he led the NFL for the highest percentage of his punts placed inside the 20 at 52.7 percent (39 of 74).

Kern finished the season with a career-long streak of 16 consecutive punts placed inside the 20, including every punt in the final three games of the season.

His 52.7 percent of punts placed inside the 20 was the highest percentage for the franchise from 1991-2018.

### Highest percentage of punts placed inside the 20 in 2018:

Player	Team	Punt	In20	Pct In20
1. <b>Brett Kern</b>	<b>Tennessee</b>	<b>74</b>	<b>39</b>	<b>52.7</b>
2. Tress Way	Washington	79	41	51.9
3. Corey Bojorquez	Buffalo	45	22	48.9
4. Johnny Hekker	L.A. Rams	43	21	48.8
5. Trevor Daniel	Houston	74	36	48.6
6. Dustin Colquitt	Kansas City	45	21	46.7
7. Pat O'Donnell	Chicago	62	28	45.2
8. Sam Koch	Baltimore	60	27	45.0
9. Jordan Berry	Pittsburgh	63	28	44.4
10. Sam Martin	Detroit	74	32	43.2

## NET AVERAGE IN A SEASON, TEAM HISTORY

Titans punter **Brett Kern** owns the top eight net punting seasons in franchise history and nine of the team's top 11 net punting seasons.

In 2017, he shattered his own franchise record (40.76 net average in 2014) by averaging 44.56 net yards on 75 punts.

He initially set the club mark for the first time in 2011 with a 39.37-yard net average, eclipsing **Craig Hentrich's** 1998 net average of 39.22 yards.

Highest single-season net punting average, franchise history:

Player	Year	Net Average
1. Brett Kern	2017	44.56
2. Brett Kern	2019	43.12
3. Brett Kern	2018	41.69
4. Brett Kern	2014	40.76
5. Brett Kern	2012	40.36
6. Brett Kern	2015	40.34
7. Brett Kern	2013	39.70
8. Brett Kern	2011	39.37
9. Craig Hentrich	1998	39.22
10. Greg Montgomery	1993	39.13
11. Brett Kern	2010	39.06

## SINGLE-SEASON NET AVG, NFL HISTORY

**Brett Kern** led the NFL with a 44.6-yard net punting average in 2017. His average ranked second in NFL history. The only better single-season net punting average in NFL history was Rams punter **Johnny Hekker's** 46.0-yard net average in 2016.

Highest single-season net punting average, NFL history (through 2018):

Player	Year	Team	Net Average
1. Johnny Hekker	2016	LAR	46.0
2. Brett Kern	2017	Ten	44.6
3. Johnny Hekker	2017	LAR	44.3
4. Johnny Hekker	2013	StL	44.2
5. Sam Martin	2016	Det	44.2
6. Andy Lee	2011	SF	44.0
7. Shane Lechler	2009	Oak	43.9
8. Johnny Hekker	2015	StL	43.7
9. Sam Koch	2014	Bal	43.3
10. (two tied)			43.2

## SINGLE-SEASON GROSS AVG, TEAM HISTORY

**Brett Kern's** 2017 gross punting average (49.71) broke his own franchise record. He initially set the franchise mark in 2012 by surpassing **Craig Hentrich's** 47.22-yard gross average from 1998.

Highest single-season gross punting average, franchise history:

Player	Year	Gross Average
1. Brett Kern	2017	49.71
2. Brett Kern	2012	47.59
3. Brett Kern	2015	47.44
4. Craig Hentrich	1998	47.22
5. Brett Kern	2019	47.08
6. Brett Kern	2018	47.07
7. Greg Montgomery	1992	46.92
8. Brett Kern	2014	46.80
9. Greg Montgomery	1993	45.59
10. Reggie Roby	1996	44.37

## SINGLE-SEASON GROSS AVG, NFL HISTORY

Titans punter **Brett Kern** led the NFL with a 49.7-yard gross punting average in 2017. His average ranked eighth in NFL history and was the highest of any player since 2012.

Highest single-season gross punting average, NFL history (through 2018):

Player	Year	Team	Gross Average
1. Sammy Baugh	1940	Was	51.4
2. Shane Lechler	2009	Oak	51.1
3. Andy Lee	2011	SF	50.9
4. Shane Lechler	2011	Oak	50.8
5. Brandon Fields	2012	Mia	50.2
6. Thomas Morstead	2012	NO	50.1
7. Donnie Jones	2008	StL	50.0
8. Brett Kern	2017	Ten	49.7
9. Pat McAfee	2016	Ind	49.3
10. Shane Lechler	2007	Oak	49.1

## SINGLE-GAME GROSS AVERAGE, TEAM HISTORY

On Oct. 25, 2020 against Pittsburgh, **Brett Kern** set a new franchise record and a career high with a gross punting average of 60.5 yards (minimum requirement of four punts).

Kern has recorded seven of the franchise's top 11 single-game gross punting averages (minimum four punts).

Highest single-game gross punting average, since 1976 (min. 4 punts):

Player	Date	Opp	Punts	Gross Avg
1. Brett Kern	10/25/20	Pittsburgh	4	60.5
2. Greg Montgomery	12/27/92	Buffalo	5	59.2
3. Greg Montgomery	09/19/93	San Diego	5	57.6
4. Craig Hentrich	11/04/01	Jacksonville	4	57.5
5. Brett Kern	09/24/17	Seattle	6	56.8
6. Brett Kern	11/12/17	Cincinnati	6	56.5
7. Craig Hentrich	11/15/98	Pittsburgh	4	55.3
8. Brett Kern	10/08/17	Miami	10	54.9
9. Brett Kern	12/28/14	Indianapolis	7	54.7
10. Brett Kern	12/20/15	New England	5	54.4
11. Brett Kern	01/03/10	Seattle	4	53.5

## SINGLE-GAME NET AVERAGE, TEAM HISTORY

On Oct. 8, 2017 at Miami, **Brett Kern** punted 10 times for 549 yards with no blocks and no touchbacks, averaging 54.9 yards per attempt. The Dolphins returned seven of the punts for 47 total yards. Kern's net punting average of 50.2 set a career high and set the franchise's single-game record, topping **Greg Montgomery's** previous mark of a 49.8-yard net average against the San Diego Chargers on Sept. 19, 1993 (statistic tracked since 1976).

**In doing so, Kern became the first NFL player to punt at least 10 times and finish a game with a net punting average of at least 50 yards.**

Kern has recorded nine of the franchise's top 12 net punting performances.

Highest single-game net punting average, since 1976 (min. 4 punts):

Player	Date	Opp	Punt	Gross Avg	TB	In20	Net Avg
1. Brett Kern	10/8/17	Mia	10	54.9	0	4	50.2
2. Brett Kern	11/10/17	KC	4	51.0	0	2	49.8
3. Greg Montgomery	9/19/93	SD	5	57.6	1	0	49.8
4. Greg Montgomery	12/27/92	Buf	5	59.2	1	2	49.4
5. Brett Kern	10/6/19	Buf	6	49.7	0	1	49.3
6. Brett Kern	11/25/12	Jax	4	50.3	0	1	49.0
7. Brett Kern	11/9/14	Bal	8	51.8	0	0	48.8
8. Brett Kern	10/26/14	Hou	6	51.7	0	2	48.7
9. Brett Kern	9/16/12	SD	7	51.6	1	3	48.6
10. Craig Hentrich	11/4/01	Jac	4	57.5	0	2	48.5
11. Brett Kern	10/1/17	Hou	5	49.2	0	1	48.4
12. Brett Kern	9/24/17	Sea	6	56.8	1	2	48.2

## 2017 NFL PUNTING LEADERS

Titans punter **Brett Kern** finished in first place on the 2017 NFL leaderboard in gross punting average and net punting average.

Highest gross punting average in 2017:

Player	Team	Gross Average
1. <b>Brett Kern</b>	<b>Tennessee</b>	<b>49.7</b>
2. Shane Lechler	Houston	49.0
3. Drew Kaser	LA Chargers	48.1
4. Johnny Hekker	LA Rams	47.9
5. Britton Colquitt	Cleveland	47.6
6. Marquette King	Oakland	47.4
7. Andy Lee	Arizona	47.3
8. Thomas Morstead	New Orleans	47.0
Pat O'Donnell	Chicago	47.0
10. Kevin Huber	Cincinnati	46.6

Highest net punting average in 2017:

Player	Team	Net Average
1. <b>Brett Kern</b>	<b>Tennessee</b>	<b>44.6</b>
2. Johnny Hekker	LA Rams	44.3
3. Marquette King	Oakland	42.7
4. Rigoberto Sanchez	Indianapolis	42.6
5. Michael Palardy	Carolina	42.4
6. Thomas Morstead	New Orleans	42.2
7. Justin Vogel	Green Bay	41.6
8. Chris Jones	Dallas	41.4
9. Drew Kaser	LA Chargers	41.3
Shane Lechler	Houston	41.3

## MOST CONSECUTIVE GAMES, TEAM HISTORY

Punter **Brett Kern** played in 177 consecutive games for the Titans before the streak came to an end against the Chicago Bears on Nov. 8, 2020. His streak ranks second in franchise history, behind only Hall of Fame offensive lineman **Bruce Matthews** (232).

Most consecutive games played in franchise history (regular season):

Player	Position	Years	Consec. Games
1. Bruce Matthews	OL	1987–2001	232
2. <b>Brett Kern</b>	<b>P</b>	<b>2009–2020</b>	<b>177</b>
3. Robert Brazile	LB	1975–1984	147
4. Craig Hentrich	P	1998–2007	146
5. Rob Bironas	K	2005–2013	144
6. Beau Brinkley	LS	2012–2020	135
Keith Bulluck	LB	2000–2009	135
Elvin Bethea	DE	1968–1977	135
9. Gregg Bingham	LB	1973–1981	134
10. Eddie George	RB	1996–2003	128

## MORE TITANS SPECIALISTS

### 47 - LS MATT OVERTON

**6-1, 243, 8th Year, Western Washington**

- Joined the Titans practice squad on Oct. 12, 2020 and signed to the 53-man roster on Nov. 28, 2020.
- Joined the Titans with seven years and 100 games of NFL experience with the Indianapolis Colts (2012-16) and Jacksonville Jaguars (2017-18).
- Following the 2013 season, he was selected as the long snapper for the AFC's Pro Bowl team.
- A native of Tracy, Calif., he entered the NFL as an undrafted college free agent with the Seattle Seahawks in 2007 following his collegiate career at Western Washington.

#### 2020 Notes:

- In 2020, he played in nine games during the regular season and one game during the postseason.
- Elevated from the practice squad to the gameday roster on Nov. 11/8 against Chicago, Nov. 12 against Indianapolis and Nov. 22 at Baltimore. He played in all three games.
- Signed to the active roster on Nov. 28 and appeared in every game for the remainder of the season.



## TITANS PRACTICE SQUAD CAPSULES



## TITANS PRACTICE SQUAD

No.	Name	Pos	Ht	Wt	Exp	College
73	Adams, Paul	T	6-5	315	1	Missouri
95	Brown, Miles	DL	6-2	320	2	Wofford
12	Daniel, Trevor	P	6-1	231	2	Tennessee
83	Hesse, Parker	TE	6-3	261	1	Iowa
16	Hollister, Cody	WR	6-4	216	3	Arkansas
89	Hudson, Tommy	TE	6-3	255	R	Arizona State
88	Johnson, Marcus	WR	6-1	207	4	Texas
66	Kemp, Brandon	T	6-6	317	R	Valdosta State
4	Kizer, DeShone	QB	6-4	235	4	Notre Dame
7	McCann, Tucker *	K	6-0	218	R	Missouri
52	Munyer, Daniel	C	6-1	305	3	Colorado
40	Orchard, Nate	OLB	6-3	251	5	Utah
44	Orzech, Matt	LS	6-3	245	2	Azusa Pacific
42	Reed, Brooks	OLB	6-3	254	10	Arizona
80	Rogers, Chester	WR	6-0	184	5	Grambling State
59	Skipper, Tuzar	OLB	6-3	246	2	Toledo
2	Sloman, Sam	K	5-8	205	R	Miami (Ohio)

\* Finished season on Practice Squad/Injured

### 73 - T PAUL ADAMS

**6-5, 315, 1st Year, Missouri**

- Signed by the Titans to the practice squad on Oct. 27, 2020 after spending the 2020 offseason and training camp with Washington.
- Entered the NFL as a rookie free agent with the New York Giants in 2019.
- As a rookie, he spent the majority of the season on Washington's practice squad after being released by the Giants at the end of training camp and then serving a brief stint on the Cleveland Browns practice squad.
- Played in 41 games over a four-year career at the University of Missouri (2015-18).
- Raised in Nashville, Adams earned Tennessee Titans Mr. Football honors as a high school senior at Christ Presbyterian Academy.

#### 2020 Notes:

- In 2020, he spent 10 games in the regular season and one contest in the postseason on the practice squad.

### 95 - DL MILES BROWN

**6-2, 320, 2nd Year, Wofford**

- Signed by the Titans to the practice squad on Nov. 10, 2020 after spending a second training camp with the Arizona Cardinals.
- Entered the NFL as an undrafted college free agent with the Arizona Cardinals in 2019.
- As a rookie in 2019, Brown played nine games for the Cardinals, posting four tackles and one tackle for loss.
- Started 49 games and was a three-time All-Southern Conference selection at Wofford College. He totaled 174 tackles, 38 tackles for loss and 13.5 sacks for the Terriers in four seasons.
- He is a native of Cheverly, Md.

#### 2020 Notes:

- In 2020, he spent eight games in the regular season and one contest in the postseason on the practice squad.

### 12 - P TREVOR DANIEL

**6-1, 231, 2nd Year, Tennessee**

- Joined the Titans practice squad on Nov. 7, 2020.
- He originally entered the NFL as a rookie free agent with the Houston Texans in 2018.
- In 2019, he appeared in two games for the Texans before being waived during Week 3.
- In 2018, he played in all 16 regular season games as a rookie with the Houston Texans. He punted 74 times for 3,237 yards (43.7 average, 39.1

## TITANS PRACTICE SQUAD CAPSULES

net average), with five touchbacks and 36 punts downed inside the 20-yard line.

➤ A native of Dickson, Tenn., he played 38 career games at the University of Tennessee over four seasons (2014-17), punting 200 times for 9,185 yards (45.9 avg.) with 81 punts placed inside the 20-yard line. He produced 76 career punts of 50+ yards, including a career-long 72-yard punt in 2012. His career average of 45.9 broke the previous record (43.9) set by Jimmy Colquitt during the 1981-84 seasons.

### 2020 Notes:

- In 2020, he appeared in two total games and recorded four punt attempts for 157 yards (39.3 avg.) with a 30.0-yard net average.
- **Against Indianapolis (11/12)**, made his Titans debut after being elevated to the roster for game day (standard elevation) and punted twice for 64 yards with one punt attempt blocked.
- Elevated to the 53-man roster on Nov. 19.
- **At Baltimore (11/22)**, averaged 46.5 yards (43.0 net) on two punts.
- Waived on Nov. 24 and added to the practice squad two days later.
- Placed on reserve/practice squad COVID-19 on Dec. 8 and removed from the list on Dec. 19.

### **83 - TE PARKER HESSE**

**6-3, 261, 1st Year, Iowa**

- Originally signed by the Titans as a rookie free agent on May 13, 2019 following a rookie minicamp tryout and spent the entire 2019 season on the practice squad.
- Released by the Titans prior to the 2020 season and re-signed to the practice squad on Oct. 20.
- Switch to tight end at the professional level after competing as a defensive end at Iowa.
- At Iowa, appeared in 52 games with 46 starts over four seasons and totaled 182 tackles, 31 tackles for loss, 14 sacks, two interceptions, 11 passes defensed, four forced fumbles and three fumble recoveries as a Hawkeye.
- He is a native of LaCrosse, Wis.
- His last name is pronounced "HESS-ee."

### 2020 Notes:

- In 2020, he spent 11 games in the regular season and one contest in the postseason on the practice squad.

### **16 - WR CODY HOLLISTER**

**6-4, 216, 3rd Year, Arkansas**

- Signed by the Titans as a free agent following a tryout during 2019 rookie minicamp. Appeared in five games and posted two catches for 13 yards on the season.
- Originally signed by the New England Patriots as an undrafted free agent following the 2017 NFL Draft.
- Hollister's twin brother, Jacob, was also signed by the New England Patriots along with Cody as rookie free agents in 2017. The two brothers were teammates with the Patriots for the 2017 and 2018 campaigns. Jacob was traded to the Seattle Seahawks during the 2019 offseason.
- Hollister is a talented singer/songwriter. He has used social media to post several song performances.

### 2020 Notes:

- In 2020, Hollister spent the majority of the season on the practice squad after initially making the 53-man roster in Week 1. He appeared in two total games and caught one pass for 12 yards.
- **Against Buffalo (10/13)**, elevated as a COVID-19 replacement and posted one reception for 12 yards.
- Placed on reserve/practice squad COVID-19 on Dec. 19 and removed from the list on Dec. 30.

### **89 - TE TOMMY HUDSON**

**6-3, 255, Rookie, Arizona State**

- Signed by the Titans as an undrafted free agent following the 2020 NFL Draft.
- In four seasons at Arizona State (2016-19), Hudson totaled 25 receptions for 205 yards and played primarily as a blocking tight end.
- Hudson has always wanted to be in the military and has post-football plans of joining the Navy to become a Navy SEAL.

### 2020 Notes:

- In 2020, Hudson spent 10 games during the regular season and one game during the playoffs on the practice squad. He was on the reserve/practice squad suspended list for the remaining six contests.

- Placed on reserve/practice squad COVID-19 on Sept. 29.
- Placed on reserve/practice squad suspended on Oct. 8.
- Activated to the practice squad on Nov. 13.

### **88 - WR MARCUS JOHNSON**

**6-1, 207, 4th Year, Texas**

- Signed by the Titans to the practice squad on Jan. 6, 2021.
- Johnson originally entered the NFL as an undrafted college free agent with the Philadelphia Eagles in 2016.
- Prior to joining the Titans, he registered 42 receptions, three touchdowns and 679 yards in 34 games with the Eagles (2016-17) and Indianapolis (2018-20).
- During his time with the Colts in 2020, he played in 11 games and tallied 14 receptions for 255 yards.
- A native of Clear Springs, Texas, Johnson attended University of Texas, where he tallied 61 receptions for 793 yards over his career.

### 2020 Notes:

- In 2020, Johnson was on the Titans practice squad for one postseason game. Earlier in 2020 he played 11 games with the Colts and tallied 14 receptions for 255 yards.

### **66 - T BRANDON KEMP**

**6-6, 317, Rookie, Valdosta State**

- Signed by the Titans as an undrafted free agent following the 2020 NFL Draft.
- Appeared in 41 games with 38 starts at tackle over four seasons at Valdosta State (2016-19).
- As a senior (2019), he started all 11 games at tackle and earned D2CCA second team All-America and first-team all-conference recognition.
- As a junior (2018), recorded 11 starts at tackle and helped lead the Blazers to the first undefeated season in school history and the fourth national title in program history.

### 2020 Notes:

- In 2020, Kemp spent all 16 regular season games and one postseason game on the practice squad.

### **4- QB DESHON KIZER**

**6-4, 235, 4th Year, Notre Dame**

- Kizer was signed to the Titans practice squad on Nov. 24, 2020.
- The Toledo, Ohio, native entered the NFL as a second-round selection of the Cleveland Browns in 2017.
- Prior to his arrival in Tennessee, he threw for 3,081 yards, 11 touchdowns and 24 interceptions, along with 458 yards and five touchdowns rushing in 18 games with Cleveland and Green Bay.
- Kizer started 15 games as a rookie for the Browns in 2017 and played three games for the Packers in 2018. He also spent time with the Raiders in 2019 and 2020.
- Kizer was a two-year starter at Notre Dame, throwing for 5,809 yards and 47 touchdowns during his college career.

### 2020 Notes:

- In 2020, Kizer spent the final six regular season games and one postseason game on the Titans practice squad after beginning the campaign on the Raiders practice squad.

### **7 - K TUCKER McCANN**

**6-0, 218, Rookie, Missouri**

- Signed by the Titans as an undrafted free agent following the 2020 NFL Draft.
- Appeared in 49 games over four seasons at Missouri and finished his career with 358 points which ranked second in program history. Was successful on 61 of 84 career field goals for a 72.6-percent career success rate. His 61 field goals were good for the second-most in Missouri history.

### 2020 Notes:

- In 2020, McCann was on the Titans practice squad for the first seven games and spent the remainder of the campaign on the practice squad/injured list.
- Placed on the practice squad/injured list on Nov. 7.

## TITANS PRACTICE SQUAD CAPSULES

### **52 - C DANIEL MUNYER**

**6-1, 305, 3rd Year, Colorado**

- Munyer was signed by the Titans to the team's practice squad on Oct. 8, 2019 after previously spending time with the Kansas City Chiefs (2015-16), Arizona Cardinals (2016-2018) and Indianapolis Colts (2019).
- The 6-foot-1-inch, 305-pounder originally signed with Kansas City as a rookie free agent following the 2015 NFL Draft.
- The Harbor City, Calif., native appeared in 16 total games with one start at right guard prior to joining the Titans.
- In four seasons at Colorado (2011-14), Munyer played in 43 games with 39 starts, including 36 consecutive starts over his final three seasons. Thirty of his starts came at right guard, and he made six starts at center.

#### **2020 Notes:**

- In 2020, Munyer spent seven games on the Titans' 53-man roster and appeared in three games before being released on Nov. 7. On Nov. 10, he was re-signed to the practice squad, where he spent the remainder of the season. He was activated as a COVID-19 replacement for the team's wild card game but did not play.

### **40 - OLB NATE ORCHARD**

**6-3, 251, 5th Year, Utah**

- Orchard was signed by the Titans to the team's practice squad on Dec. 19, 2020.
- Prior to joining the Titans, he played in a total of 46 career games (13 starts) over six seasons with Cleveland, Buffalo, Kansas City and Washington. In that time he collected 85 tackles, six sacks, 11 tackles for loss, one interception, two forced fumbles and two fumble recoveries.
- As a rookie with Cleveland in 2015, he posted career highs with 36 tackles, three sacks and 11 starts in 15 games.
- During a four-year career (2011-14) at the University of Utah, he was a three-year starter who played in all 50 games with 36 starts. He finished his career tied for third in school history with 25 career sacks, and his 38.5 career tackles for loss tied for the second-most ever by a Ute.
- He was originally selected by the Cleveland Browns in the second round of the 2015 NFL Draft.

#### **2020 Notes:**

- In 2020, Orchard spent the final three games of the regular season and one game in the playoffs on the Titans practice squad after appearing in three games earlier in 2020 with Washington. He totaled two tackles in 2020 with Washington.

### **44 - LS MATT ORZECH**

**6-3, 245, 2nd Year, Azusa Pacific**

- Signed by the Titans as a free agent off the Miami Dolphins practice squad on Nov. 5, 2020.
- The Menifee, Calif., native originally entered the NFL as an undrafted free agent with the Baltimore Ravens in 2019. After being waived by the Ravens, he was claimed by Jacksonville and remained with the Jaguars through 2019.
- Orzech appeared in all 16 games for the Jaguars in 2019, and he aided in kicker Josh Lambo's franchise record for the most field goals in a single season (33). He also snapped to punter Logan Cooke, and he helped Cooke and Lambo become the first teammates to lead the league in net punting avg. (44.5, min. 10 punts) and field goal percentage (97.1, min. 10 attempts) since 2000.
- At Azusa Pacific, Orzech appeared in 45 games with eight starts as a tight end and special teams standout for the Cougars.

#### **2020 Notes:**

- In 2020, Orzech spent three games on the 53-man roster for the Titans (was inactive) before serving on the practice squad for the final five games of the regular season and one game in the playoffs. He began the season on the practice squad with Dolphins.
- Waived from the practice squad on Nov. 30 and re-signed to the practice squad on Dec. 2.

### **42 - OLB BROOKS REED**

**6-3, 254, 10th Year, Arizona**

- Reed was signed by the Titans to the team's practice squad on Nov. 30, 2020.
- Prior to joining the Titans, Reed appeared in 129 career games with 86 starts over 10 seasons with the Houston Texans (2011-14), Atlanta Falcons (2015-18) and Arizona Cardinals (2019). His career totals in that time

included 274 tackles, 22.5 sacks, 36 tackles for loss, three forced fumbles, two fumble recoveries and one interception.

- The Sabino, Ariz., native was originally drafted by the Texans in the second round (42nd overall) of the 2011 NFL Draft.
- In 2019, he saw action in nine contests with Arizona before being placed on injured reserve. His season totals included four tackles, one sack, one tackle for loss, three quarterback pressures and three special teams stops.
- In 2013, he set a career high with 16 starts at linebacker for the Texans. He also established career highs in tackles (56) and tackles for loss (nine).
- In 2011, he set a Texans rookie record with six sacks.
- During his career at the University of Arizona, he started 34 of 45 total games, recording 114 tackles (61 solo), 17.0 sacks and 25 tackles for loss for his career. He also forced four fumbles and had four passes defended. As a senior in 2010, he earned first-team All-Pac-10 honors.

#### **2020 Notes:**

- In 2020, Reed spent the final five weeks of the regular season and one week of the postseason on the practice squad. He appeared in the final two regular season contests as a standard elevation and a COVID-19 replacement, respectively, and totaled three tackles, one sack and one special teams stop. He added a sack as a COVID-19 replacement in a wild card game.
- **At Green Bay (12/27)**, as a standard elevation, registered his first start in a Titans uniform and his first start since 2018 as a member of the Atlanta Falcons. He was credited with one tackle.
- **At Houston (1/3)**, as a COVID-19 replacement, registered his first sack of the season, taking down Deshaun Watson for a seven-yard loss in the second quarter. He totaled two tackles and added a special teams stop.
- **Against Baltimore (1/10)**, as a COVID-19 replacement, registered a five-yard sack of Lamar Jackson in the second quarter. It marked his second consecutive week with a sack, including the regular season finale. He increased his career total to seven career postseason sacks.

### **80 - WR CHESTER ROGERS**

**6-0, 184, 5th Year, Grambling State**

- Signed by the Titans during Week 3 of the 2020 season.
- Before arriving in Tennessee, Rogers gained 53 games of NFL experience, including 22 starts with the Indianapolis Colts over a four-year career. During that time he had 111 receptions for 1,221 yards and five touchdowns as a receiver, as well as a 9.2-yard career punt return average.
- In 2019, he appeared in 12 games with six starts for the Colts and posted 16 receptions for 179 yards and two touchdowns.
- In 2018, registered 53 receptions for 485 yards in 16 games for the Colts.
- He was originally signed by the Colts as a rookie free agent following the 2016 NFL Draft.
- A native of Huntsville, Ala., Rogers attended Grambling State University, where he finished with 155 receptions for 2,257 yards and 17 touchdowns in 40 games.

#### **2020 Notes:**

- In 2020, Rogers spent the final 14 games of the regular season and one postseason game on the practice squad.

### **59 - OLB TUZAR SKIPPER**

**6-3, 246, 2nd Year, Toledo**

- Signed by the Titans to the practice squad during Week 2 of the 2020 season.
- Originally signed as an undrafted free agent by the Pittsburgh Steelers following the 2019 NFL Draft. Skipper has also spent time with the New York Giants.
- In 2019, appeared in six games for the Giants and totaled two tackles, 0.5 sacks and a fumble recovery as a rookie.
- His first name is pronounced "TWO-zahr."

#### **2020 Notes:**

- In 2020, Skipper spent the majority of the season on the Titans practice squad. He appeared in four total games as either a standard elevation or a COVID-19 replacement and totaled five tackles with two starts at outside linebacker. He spent the final three weeks of the regular season on the practice squad/injured list before rejoining the practice squad for the week of the wild card playoff game.
- **At Baltimore (11/22)**, made his Titans debut after being elevated to the active roster for the game (standard elevation).
- **Against Cleveland (12/6)**, recorded his first career start and was credited with a career-high four tackles.

## TITANS PRACTICE SQUAD CAPSULES

### **2 - K SAM SLOMAN**

**5-8, 205, Rookie, Miami (Ohio)**

- Sloman was signed to the Titans practice squad on Nov. 24, 2020.
- The Rosewell, Ga., native was a seventh-round pick by the Los Angeles Rams in 2020. He kicked in the Rams' first seven games of his rookie season, connecting on eight of 11 field goals and 18 of 21 extra points.
- As a college player at Miami (Ohio), he converted 49 of 62 field goal attempts, including 26 of 30 as a senior.

### **2020 Notes:**

- In 2020, Sloman spent the final six games of the regular season and one game in the postseason on the practice squad. He appeared in one contest as a standard elevation and totaled two field goals and five extra points.
- **At Houston (1/3)**, made his Titans debut after being elevated to the active roster for the game (standard elevation). He made both field goal attempts and all five extra point attempts. He made the game-winning 37-yard field goal as time expired in the fourth quarter, lifting the Titans to a 41-38 win and a division title.

## TITANS TIDBITS: THE BEST OF TITANS OFF-THE-FIELD NOTES

### **WR CAMERON BATSON**

- Batson was the valedictorian of his class at Millwood (Okla.) High School, and at Texas Tech, he graduated cum laude with his accounting degree in just over three years. His valedictorian speech – he had 52 in his graduating class – focused on his class, along with his past, and his journey.
- Batson wasn't necessarily expecting to make the team's 53-man roster as a rookie free agent in 2018. So when he walked into general manager Jon Robinson's office during cutdown day, he was expecting the worst. But things took a nice turn, and then something happened even the GM had never experienced before. Robinson told Batson he'd made the team's 53-man roster, and an impromptu prayer broke out. "I sat there and prayed," Batson said, "and Jon bowed his head with me. He said, 'That's the first time anyone had ever done that.' ... I just wanted to give God the glory, with everything that is going on good or bad, because without Him nothing is possible."
- He has a dog named Kookie, and runs an Instagram account for her @ms.kookiemonster.
- Batson was roommates with Kansas City Chiefs quarterback Patrick Mahomes at Texas Tech.

### **FB/RB KHARI BLASINGAME**

- Blasingame enjoys playing the saxophone.
- He originally started his Vanderbilt career at linebacker before transitioning to running back as a sophomore in 2016.
- After his football career, Blasingame's goal is to become the CEO of a hospital or health care system. Once there, he wants to focus on improving health care outcomes for disadvantaged populations.
- He earned his undergraduate degree in medicine, health and society from Vanderbilt in 2017 and is working towards a master's degree in education, after playing his final collegiate season in 2018 as a graduate student.

### **CB BREON BORDERS**

- Borders lettered in basketball and track and field at Statesville High School (N.C.), earning the 2013 county basketball player of the year and 2013 county track and field athlete of year by the Statesville Record & Landmark.
- Borders was also the state champion in the 300-meter hurdles and three-time all-conference and all-county selection in track and field.

### **C AARON BREWER**

- The Dallas, Texas, native competed in throws for the track and field team in high school.

### **WR A.J. BROWN**

- Brown was selected in the 19th round of the 2016 Major League Baseball Draft by the San Diego Padres as a centerfielder and he participated in the team's extended spring training program each summer from 2016-18.
- He has a dog, Bentley Juan Brown, and runs an Instagram account for him @bentleyjuan1.
- During a pre-draft visit to San Francisco, Brown was able to link up and work out with Hall of Fame NFL receiver and fellow Mississippian Jerry Rice. Rice took Brown on the horse trail at Edgewood Park in Redwood City, known as one of Rice's training sites, where the pair ran hills as part of their work out. Brown's hometown Starkville, Miss., and Rice's hometown Crawford, Miss., are a 30-minute drive apart.

### **LB JAYON BROWN**

- Former Long Beach Poly and New England Patriots star Willie McGinest is a close friend of the Brown family.
- Brown's younger brother, Joshua, is a defensive end at the University of Arizona, and his two older brothers also played college football. Jason played linebacker at Idaho, while Juvuan was a defensive lineman at Southern Oregon.
- He likes spending as much time as possible with his dogs, "a mutt named

Lou" and a Rottweiler named Kali. He also enjoys puzzles and watching movies.

### **CB MALCOLM BUTLER**

- In February 2017, the production company Narrative Capital acquired the rights to the story of Butler for a film tentatively titled "The Secondary."
- Following Butler's crucial goal line interception to seal Super Bowl XLIX, Patriots quarterback Tom Brady, who received a 2015 Chevrolet Colorado as part of his Super Bowl XLIX MVP Award, requested Chevrolet award the truck directly to Butler.
- Prior to securing a rookie free agent tryout with the Patriots in 2014, Butler was operating the fryolator at a Popeye's restaurant.
- Every offseason since 2015, Butler has hosted free skills and multi-sport experience camps in his hometown of Vicksburg, Miss., for 500 boys and girls in first through 12th grades.

### **S KEVIN BYARD**

- In July 2020, Byard was named the official spokesperson for the United Way of Greater Nashville. His first order of business was to participate in the organization's virtual Stuff the Bus school supply drive.
- In May 2020, Byard was able to accomplish a goal of helping to purchase his mother, Artina Stanley, her "forever home."
- During the 2019 offseason, Byard hosted 200-plus youngsters at the inaugural Kevin Byard Football Camp at Ensworth School. He plans to hold the camp - which was free - every year.
- The Titans had an inside track in their scouting of Byard. Titans general manager Jon Robinson received glowing reports on Byard from his friend and MTSU recruiting coordinator Steve Ellis. When Robinson was a linebackers coach at Nicholls State, Ellis was one of his pupils, and the two remained close through the years. Additionally, Patrick Callaway, college scout for the Titans, was Byard's high school teammate.
- Byard says his football role models are Ed Reed, Brian Dawkins and Troy Polamalu.

### **OLB JADEVEON CLOWNEY (first name pronounced juh-DEV-ee-on)**

- Attended South Pointe High School in Rock Hill, S.C., where he was named South Carolina's 2010 Mr. Football and lettered for the school's basketball team.
- Majored in African-American studies at South Carolina.

### **LB WILL COMPTON**

- Prior to his first training camp as a rookie free agent, Compton typed out five personal goals in his iPad that he wanted to accomplish over the next five years. Although he truly never imagined being able to achieve each of the goals, he checked off all the boxes. They included playing a vital role for Washington, earning a starting spot, being named a captain, reaching a specific financial goal by age 27 and doing at least three speaking engagements a year despite no prior experience.
- Compton is the co-founder of the popular podcast Bussin' With The Boys with teammate Taylor Lewan. The two friends host guests on an old Monte Carlo Budweiser bus and discuss any and everything.

### **DL JACK CRAWFORD**

- Crawford was born in London, England and moved to the United States in 2005. He initially moved to the United States to pursue a career playing basketball.
- It wasn't until 2006 that Crawford joined the football team at St. Augustine Prep (N.J.), where he found immediate success. During his senior season, he emerged as a standout, being rated the No. 15 defensive end in the nation by Scout.com.



## TITANS TIDBITS: THE BEST OF TITANS OFF-THE-FIELD NOTES

### **DB DANE CRUIKSHANK (pronounced CROOK-shank)**

- Growing up a Southern California fan, his most memorable college football moment was playing the Trojans in the Coliseum. Cruikshank posted 10 tackles and one interception in the contest.
- Cruikshank's nickname is 'Smooove.' He wore jersey No. 2 in high school, earning the nickname '2 Smooove,' which was then shortened to Smooove.
- He lists owning his own business as a goal on his bucket list. He would one day like to open his own training facility.

### **P TREVOR DANIEL**

- A native of Dickson, Tenn., Daniel grew up watching football with his grandfather. As a child, "I told my granddad that I was going to play for the Dickson Dragons, which is the middle school team, Dickson Cougars, which is our high school, then Tennessee, then the Tennessee Titans," Daniel said. He completed that dream when he signed with the Titans in 2020.

### **WR COREY DAVIS**

- Davis' late brother, Titus, played football at Central Michigan and was signed by the Chargers as a rookie free agent in 2015. Titus also spent time with the Jets, Bills and Bears.
- One of Davis' favorite quotes is "Never die easy" by Walter Payton, who used the saying as the title to his autobiography.
- Davis studied special education at Western Michigan.

### **OL NATE DAVIS**

- Growing up, Davis was 'always a pretty big kid.' He played on the offensive or defensive line during Pop Warner and estimates that in the fourth grade he weighed around 200 pounds.
- Davis was invited to the 2019 Senior Bowl, which he credits for helping him during the draft process. He went head-to-head with defensive linemen from larger conferences, and as an athlete from a smaller conference, he credits his performance at the Senior Bowl for helping put his name into the conversation ahead of the draft.
- Davis' father purchased him a fishing rod as a child and would take him to the pond near their home in Ashburn, Va., to fish and relax.
- Davis is a car enthusiast who has a knack for identifying the year, make and model of a car. He lists his dream car as a Rolls-Royce.

### **DE MATT DICKERSON**

- Dickerson's father, Clarence, played college football at Henderson State (Ark.).
- Dickerson has a twin sister named Megan.
- Dickerson played football for the first time as a high school freshman.
- Dickerson majored in political science at UCLA.

### **G JAMIL DOUGLAS (first name pronounced juh-MILL)**

- Douglas was on the New England Patriots practice squad when the team won Super Bowl LI.
- He graduated with a degree in in Criminal Justice and Criminology from Arizona State in 2013.
- Played tight end/H-back as a senior in high school after primarily being featured at left tackle during the early part of his high school career. He caught three passes for 79 yards and one touchdown and carried four times for 19 yards.

### **LB NICK DZUBNAR (pronounced duh-ZOUB-nar)**

- Dzubnar feels he was better at hockey than football in high school. He participated as a Junior Anaheim Duck in his youth.
- His brother-in-law is former Chargers tackle Cory Lekkerkerker.
- Earned a degree in construction management from Cal Poly — San Luis Obispo.
- In high school, he was the senior class president and a four-year ASB member.

### **RB DARRYNTON EVANS**

- At the NFL Scouting Combine in February, Evans raised money and brought awareness to ECANA (Endometrial Cancer Action Network for African-Americans) by getting pledges for every inch of his vertical leap. He raised more than \$3,200 with a vertical of 37 inches.
- Evans grew up with and went to high school with San Francisco 49ers running back Raheem Mostert, Tampa Bay Buccaneers safety D'Cota Dixon and Washington linebacker Cole Holcolmb. Mostert, who led the NFC champion 49ers in rushing in 2019 and was among the first to reach out to Evans on social media during the draft, tweeting three simple words: "We built

different!"

- Evans got a head start on the Titans' playbook during his final season at Appalachian State. Every year, the Mountaineer coaches' study one NFL offense and incorporate some of its principles into their own playbook. It just so happened that App State chose the Titans prior to the 2019 season.
- Evans earned a grade point average of 3.34 and was tabbed the Sun Belt's Top Scholar by Street & Smith magazine.
- Evans enjoys playing video games, particularly NBA2K, Call of Duty and Madden, solving Rubik's Cubes and producing music in his spare time.

### **LB RASHAAN EVANS**

- Upon being drafted by Tennessee, Evans was reunited with former Crimson Tide teammate Derrick Henry. Henry phoned Evans immediately after he was selected with the 22nd pick to congratulate him.
- At Alabama, Evans shared the field with his brother, Alex, a member of the Crimson Tide spirit squad.
- Growing up in rural Alabama, Evans would chase wild horses to work on improving his speed and athleticism.
- Evans' father, Alan, was a star running back at Auburn. Evans' mother, Chenavis, received four degrees from Auburn, including her doctorate. Evans' older sister was a cheerleader at Auburn, and despite the family ties including his cousins attending Auburn, Evans stuck with his gut and instead chose Alabama.
- He has two pregame rituals. Evans prays before each game and pulls grass from the field early in pregame to get a feel for the turf.
- His nickname is 'Razor, because I cut up.'

### **TE ANTHONY FIRSKER (pronounced FERK-sir)**

- Firkser grew up playing basketball and both roller and ice hockey at elite levels and didn't begin playing football until his sophomore year of high school.
- In the offseason, Firkser volunteers with his former high school football coach to help train and give advice to aspiring young football players in his hometown community of Manalapan, N.J.
- His brother, Josh, played football at Wagner College.

### **RB D'ONTA FOREMAN**

- In 2016, Foreman was a Heisman Trophy candidate, a consensus first-team All-American, and won the Doak Walker Award and Earl Campbell Tyler Rose Award at the University of Texas.
- Foreman's twin brother, Armanti, was a wide receiver at Texas.

### **CB KRISTIAN FULTON**

- Fulton's older brother, Keith Fulton, played wide receiver at LSU. Kristian and Keith were teammates in 2018.
- Fulton wears jersey No. 26 to fuel his competitive fire. "It just reminds me every day that I had eight corners selected before me," Fulton told the Official Titans Podcast. Two plus six equals eight, "So, if you add it up, it's a reminder for me every day."
- Graduated in December of 2019 with a degree in sports administration from LSU.

### **K STEPHEN GOSTKOWSKI (pronounced gost-COW-ski)**

- The Madison, Miss., native received an athletic scholarship to pitch for the University of Memphis baseball team coming out of high school. He also made the football team as a walk-on and finished his college career as the team's all-time leading scorer with 369 points.

### **RB DERRICK HENRY**

- In high school, Henry broke the 51-year-old national high school rushing record with 12,124 yards after compiling 4,261 rushing yards as a senior.
- Henry sealed an Iron Bowl victory with an epic, career-best 271 rushing yards against the Tigers. He put the Crimson Tide on his back by carrying the ball a school-record 46 times. His 271 rushing yards were 11 more yards than Auburn had in total offense (260). He ended the game with 14 consecutive rushes to run out the clock.
- His late grandmother, Gladys Henry, helped raise him and played a key inspirational role in his development. In 2018, he fulfilled a promise to her and graduated from Alabama with his bachelor's degree. He has a portrait tattoo of her on his chest.
- Gladys Henry nicknamed him "Shocka" as a baby because he "shocked the whole family" when he was born.
- Henry has been growing out his hair since he was in elementary school.

## TITANS TIDBITS: THE BEST OF TITANS OFF-THE-FIELD NOTES

### **DB AMANI HOOKER**

- Hooker was named a finalist for Minnesota's Mr. Football in 2015, yet he had just two FBS scholarship offers. When the in-state university showed hesitancy after multiple workouts, Hooker knew he belonged at Iowa saying, "love who loves me."
- Amani's brother, Quinton, played basketball for North Dakota and helped take the team to the NCAA tournament his senior year. Quinton was Minnesota's Mr. Basketball in high school and currently plays basketball professionally in France.
- In February 2019, Hooker helped crowdfund about \$1,200 for the Park Center high school football program through a Pledge-It campaign raising a dollar amount for every inch of his vertical jump at the NFL Scouting Combine. His 37-inch jump ranked fifth among safeties and equaled money for better equipment at his alma mater.

### **WR ADAM HUMPHRIES**

- Humphries was originally a rookie tryout invitee with the Tampa Bay Buccaneers following the 2015 NFL Draft. Titans general manager Jon Robinson was a member of the Bucs player personnel department at the time and saw the 5-foot-11-inch wideout grind it out in practice and eventually earn a spot on the team's 53-man roster. "Humph came in as a tryout and won a spot on the 90-man roster," said Robinson. "He was a tough guy to cover all through training camp and he kept working and working and working. I've always had an affinity for him and liked his style. He's earned everything he's got."
- Clemson head football coach Dabo Swinney took a visit to Humphries' high school, Dorman, before the 2011 season to scout eventual signee Charone Peake during a basketball game. But once the game began, Swinney couldn't help but notice Dorman's 5-foot-11 point guard running the show. "I go watch a basketball game at Dorman High School to see Charone Peake, and I'm going, 'Dang, who's this point guard?'" Swinney said. "And I've got Coach (Dave) Gutshall going, 'Well that's the best football player I've got on the team.' And I'm like, 'Really? We need to watch this guy a little bit.' He played corner, he played receiver, he played running back, he played quarterback. He was the best football player on the team. Adam Humphries was his name. I don't think he had any offers. So we offer the guy, 'Well, we're only offering the guy to get Charone Peake. No, no, no. We want Humphries.'"
- Humphries maintains a friendship with former Clemson teammate DeAndre Hopkins.
- After going down with an injury in the 2019 season, Humphries adopted a shiba inu puppy, Gigi, to keep him company.
- An avid golfer, Humphries is around a 7 handicap.
- During the unique 2020 offseason, Humphries helped pass the time by playing video games. His main purpose was to connect with old friends from high school and college, and former teammates from the Buccaneers. He enjoys Fortnite and Rory McIlroy PGA Tour.

### **CB ADOREE' JACKSON**

- Jackson was a long jumper and sprinter on USC's track team in the springs of 2015 and 2016, winning the Pac-12 outdoor long jump title both years (and placing second in the Pac-12 100 meters in 2016) and earning All-American status both years after twice placing fifth in the NCAA long jump. He also placed 10th in the long jump during the U.S. Olympic Trials.
- Vianca Jackson, a survivor of breast cancer, served as the team's Honorary 12th Titan prior to the team's 2017 Breast Cancer Awareness Game (Oct. 16).
- Jackson's father, Chris Jackson, is the ultimate grill master and can be found at Titans home games smoking turkey legs, Cornish hams, chicken, rabbits, alligator and frog legs for a pre-game tailgate among family and friends, as well as a post-game meal with players and coaches. He makes all of his own rubs and sauces and has been cooking since 1984.
- Jackson, business partner James Moore, and Jay Levine co-founded Kor Media Entertainment (KME), a Los Angeles-based entertainment agency under the Warner Brothers Digital umbrella. Their tagline is "Where Creatives Come to Play" and their goal is to create culture relevance for both creators and brands through interactive and labs which a focus on gaming and esports.
- Jackson is a Reese's Peanut Butter Cups enthusiast. He names creator Harry Burnett Reese as a historical person he would have loved to meet. "He's a genius. That's by far and away my favorite candy. I eat that like it ain't nothing."
- Jackson watched the movie "Space Jam" continuously as a child to the point he memorized most of the movie.
- In May 2018, Jackson and his business partner James Moore paid for the burial costs of Jaylon McKenzie, an eighth-grade football player who was killed by a stray bullet. McKenzie, a St. Louis, Ill., native, grew up idolizing Jackson.

### **DB CHRIS JACKSON**

- A two-time state track champion in high school, Jackson runs a 4.47 second 40-yard dash. 'I still work out like a track athlete when I can,' Jackson said. 'I watch it a lot and keep up with it.'
- He has a love of cars that he attributes to his father and uncle, the latter of which does competitive drag racing. Jackson lists his top three cars as a 1969 Camaro, a 1984 Buick Grand National and a Ferrari F40.
- Jackson was a two-time Florida state high school track champion in the 110-meter hurdles, and a runner-up in the 300 hurdles.

### **C BEN JONES**

- Jones switched from jersey #61 to #60 prior to his senior season at Georgia, to honor his father, Steve, a former collegiate star, who was killed in a helicopter crash when he was 10 years old.
- Jones' pregame ritual consists of walking barefoot on the field "to get a feel for the turf." The routine began before one game with his brother in high school and after enjoying success that night, it has continued ever since.
- When he was 10 years old, Jones suffered a blow to the head with a baseball bat. The impact caused a blood clot to develop on his brain and fractured his skull. The injury kept him out of all athletic activity for a year.
- In 2017, Jones established The Jones Mission Fund at The Community Foundation to provide at-risk youth with opportunities they might otherwise not have.
- For the past three offseasons, Jones and his wife has hosted the annual Ben Jones Celebrity Clay Shoot. The three events combined have raised more than \$400,000 benefiting The Jones Mission Fund.
- Jones hosts a free Friday Night Lights youth football camp in his native Alabama every June.
- Jones sponsors a trip to a Titans game each fall for the seniors of his high school's football team in Alabama. The experience includes round trip transportation from his hometown, tickets, a private tailgate, swag bags, and a meet-and-greet with a tour of the Titans practice facility after the game with Jones.
- Jones' brother, Clay, played baseball for the University of Alabama and then was drafted by the Detroit Tigers

### **DL DAQUAN JONES**

- Jones has a reputation as an upbeat, positive influence. "I've always had that positive mindset, even when things weren't as good," he says. "The guys laugh at me sometimes because I'm always smiling ... It's not that I'm happy all the time, but I just feel like in today's world, if you let anything get you down, it will. The smallest thing will turn into the biggest problem if you let it, so I just try my best to keep a positive mindset."
- Jones majored in criminal justice at Penn State and spent a portion of his 2013 summer as an intern observing the Spring Township Police Department near State College.
- Jones entered the Penn State program after being rated the second-best offensive lineman in the nation during his playing days at Johnson City High School. He switched to the other side of the ball and made an immediate impact as a true freshman.
- Jones lists his father, Steve, as the most inspirational person in his life. Steve raised DaQuan as a single father and one of his father's greatest traits is that he works extremely hard in everything he does. Steve works as an executive chef at Cornell University.
- Jones is in the process of launching his own non-profit organization called "Create Your Legacy." In June 2019, he hosted the DaQuan Jones Create Your Legacy Football Camp for more than 100 kids ages 11-18 at Johnson City (N.Y.) High School.
- Jones has four dogs, one of which he named Titan.

### **DB JOSHUA KALU (pronounced kuh-LOO)**

- In the 2020 offseason during the COVID-19 pandemic, Kalu spent time giving back to his hometown of Houston, Texas. He partnered with local restaurants and hand-delivered free meals to healthcare workers fighting the pandemic.
- Kalu was heavily involved in the Lincoln community while at Nebraska. He was named to the Brook Berringer Citizenship Team and the Tom Osborne Citizenship Team as a sophomore, junior and senior for his work with Make-A-Wish, NFL Fuel Up to Play 60, the Souper Bowl of Caring, Husker Heroes and Husker Hotline, as well as local hospital and school outreach events.
- He earned his degree in child, youth and family studies in December of 2017, finishing his undergraduate work in 3 1/2 years.

## TITANS TIDBITS: THE BEST OF TITANS OFF-THE-FIELD NOTES

### **T DENNIS KELLY**

- Kelly went back to school during the 2014 offseason to earn his degree in organizational leadership from Purdue, and in May 2019, Kelly received his MBA from the Kelley School of Business at Indiana University.
- Kelly is an avid professional wrestling fan that does not let the opportunity pass him by whenever a live WWE show is in town. He lists the Undertaker as the one person in the world he would like to have dinner with.
- Kelly's brother, Tim, played football at Eastern Illinois and is currently the offensive coordinator for the Houston Texans.
- Kelly's favorite football player growing up was former Titans great Jevon Kearse.
- Kelly claims that the biggest influence on his life and career has been his entire family. "We're a Southside [Chicago] Irish family, so we share a really tight bond and they've inspired me to get to where I am today."

### **P BRETT KERN**

- Kern's father, Cal, is a former professional soccer goalie.
- Kern is an avid golfer that sports a +1 handicap. He picked the game up late in his high school years and caddied for three summers at Inverness Golf Club while in college.
- Kern played basketball and was a long jumper and high hurdler in high school.

### **DB DESMOND KING II**

- King established a Michigan high school record with 29 career interceptions.
- King was a four-year letterman in track, competing in sprint events and relays in high school.

### **OLB HAROLD LANDRY III**

- Landry could have entered the NFL Draft following his 16.5-sack junior season at Boston College. However, he chose to stay in school and received his degree in communications in December 2017.
- Landry enjoys traveling. One of his favorite getaways is Destin, Fla.
- He and his son, Greyson, share the same June 5 birthday.
- Landry's 26 career sacks at Boston College were exceeded in school history by only Mathias Kiwanuka (37.5 from 2002-05).
- In 2016, he set a Boston College record and led the nation with 16.5 sacks. His seven forced fumbles also ranked first nationally.

### **T TAYLOR LEWAN (pronounced leh-WAHN)**

- Lewan is the co-founder of the popular podcast Bussin' With The Boys with teammate Will Compton. The two friends host guests on an old Monte Carlo Budweiser bus and discuss any and everything.
- Lewan owns a taxidermied beaver named Steve. The fedora-donning stuffed rodent, who was a gift from Lewan's wife, Taylin, makes appearances around the Titans locker room, often appearing at the locker of an unsuspecting rookie.
- Lewan chose to wear jersey number 77 at Michigan and then at the pro level because of the legacy of Wolverine tackles who have donned the number, including Jake Long and Jon Jansen.
- Lewan has a mustache tattooed on his right index finger and a stick figure tattooed on the outside edge of his right hand that he calls his "right-hand man."
- One of Lewan's close friends is former Carolina Panthers defensive end Craig Roh. The two played together as high school seniors and then went to Michigan at the same time.
- At the 2014 NFL Scouting Combine, Lewan ran the 40-yard dash in 4.87 seconds, beating all other offensive linemen in his class and clocking the fourth-fastest time among offensive linemen from 2010-14. He also ranked among the top offensive linemen at the 2014 combine in the broad jump (first at nine feet, nine inches), vertical jump (tied for third at 30.5 inches) and three-cone drill (fourth at 7.39 seconds).

### **LB DAVID LONG JR.**

- David's father, David Sr., is a former professional boxer who went 12-5-2 as a heavyweight. He once fought future world champ Deontay Wilder.
- During the offseason, Long still uses on-the-bell, three-minute-round boxing training to focus on his mental awareness. In 2018, Long Jr. went into the ring with headgear against his old man for the first time. They went for three 90-second rounds. "He busted up my lip, but it was fun," Long Jr. says. "He was really iffy that I knew how to throw my hands for real. It was just jabs, but it's grown-man strength."
- Long was a high school teammate of safety Mike Edwards, who was drafted by the Tampa Bay Buccaneers in the third round of the 2019 NFL Draft.

### **RB JEREMY MCNICHOLS**

- McNichols was coached by hip-hop artist Snoop Dogg while playing youth football in the Snoop Youth Football League in Los Angeles, Calif. McNichols played both alongside and against numerous NFL players. The SYFL serves children between the ages of five and 13 years old, teaching them the values of teamwork, good sportsmanship, discipline, and self-respect, while also stressing the importance of academics.

### **CB CHRIS MILTON**

- Milton is related to former NFL running back Tashard Choice, who played six seasons (2008-2013) in the NFL with the Dallas Cowboys, Washington, Buffalo Bills and Indianapolis Colts.
- Milton had the opportunity to learn from Pro Football Hall of Famer Champ Bailey. Their families were close, and when Milton was getting ready for the NFL, he reached out to Bailey for tips. They trained together during the weeks leading up to the draft. Now if he ever has questions, he still reaches out to the legendary cornerback.
- Milton enjoys fishing in his free time and when he is not playing or training for football he feels like a full-time fisherman on the water.

### **DL LARRELL MURCHISON**

- Murchison grew up working with his mother at her restaurant in Elizabethtown called Glenda's Just Desserts and Lunch Counter, which she has owned for 10 years. He would work doing whatever needed to be done – mopping floors, sweeping, waiting tables and taking orders. "Everything is good, but if you go, I'd say start with the fried pork chops, mac and cheese and cabbage."
- Murchison loves everything music and enjoys playing the drums. His dad played drums in the church when he was younger, and he just followed in his footsteps.

### **T MARSHALL NEWHOUSE**

- Newhouse's father, John, played football at the University of Houston and was part of three Cotton Bowl teams (1977, 1979, 1980).
- His cousin, Robert Newhouse, is a former Dallas Cowboy fullback (1972-83).
- In high school Newhouse lettered in track & field as well as weightlifting. He was the 2006 UIL Texas State shot put champion and earned a third-place finish in the 2005 powerlifting championships.
- Newhouse has a large interest in the tech community. "My dad is a computer programmer, so that's how I got started. When I was a kid, I started building PCs and I was into computer PC gaming."

### **CB KAREEM ORR**

- Orr transferred to Chattanooga from Arizona State after his sophomore season because of the birth of his daughter, Scottie Jade.
- Orr is a big Liverpool fan and loves playing FIFA.

### **LS MATT OVERTON**

- Overton's grandfather, Paul Wallrof, played football at University of Washington and was a long-time head football coach and Athletic Hall of Fame inductee at University of Puget Sound.

### **RB SENORISE PERRY (first name pronounce suh-NAH-riss)**

- Perry wasn't among the rookie free agents signed in the days following the 2014 NFL Draft. He hit the tryout circuit and hoped to make an impression. Perry was one of two players signed by the Chicago Bears after a May tryout. He excelled on special teams in the preseason games and sealed his 53-man roster spot as an undrafted free agent.
- Perry excelled in track and field as a high school senior, winning the Georgia state titles in the 100 meters and long jump.
- Perry's hobbies include photography, and he has a desire to learn how to deep sea fish.

### **TE MYCOLE PRUITT**

- The name MyCole has a unique origin. Pruitt's mother's name is Colette. Cole means "people's victory" in Greek baby names. She named him MyCole for My-Victory. MyCole is his mother's victory.
- Named best tight end in Missouri Valley Football Conference history as part of the MVFC's 30-year anniversary celebration.
- Pruitt graduated in December 2014 with a bachelor's degree in industrial technology from Southern Illinois.
- Pruitt attended the same high school as former NFL wide receiver Jeremy Maclin.

## TITANS TIDBITS: THE BEST OF TITANS OFF-THE-FIELD NOTES

### **OLB WYATT RAY**

➤ Ray is the grandson of the late, legendary singer Nat King Cole and is the nephew of the late Natalie Cole.

### **WR KALIF RAYMOND**

➤ Raymond was a dual-sport collegiate athlete, competing in football as well as track and field during his senior season at Holy Cross. He placed second in the 100-meter dash at the 2015 New England Outdoor Championship with a time of 10.71 seconds.

➤ Raymond received little interest from college football programs when he was a student at Greater Atlanta Christian (Ga.) High School, partly due to a serious injury he suffered as a senior. Undeterred, he began sending emails to colleges with football programs with high academic standards. The only schools to respond were Lehigh, Georgetown and Holy Cross, and he chose the latter.

➤ In preparation for the 2016 NFL Draft, Raymond, who was not invited to the NFL Scouting Combine, was allowed to participate in Harvard's pro day since Holy Cross did not host a pro day.

### **OLB DERICK ROBERSON (pronounced ROW-ber-son)**

➤ Roberson enjoys painting on and designing sneakers and cleats.

➤ Roberson is unsure how many tattoos he has at this point, but he has drawn and designed some of the ones he has inked on his body.

### **G RODGER SAFFOLD III**

➤ Saffold is the owner of competitive "Call of Duty" and "Fortnite" teams called Rise Nation. He invested in the video game industry in April 2014.

➤ His father, Rodger II, played football at the University of Iowa in the mid-1970s.

➤ Rodger and his wife Asia grew up on the same street as eight-year olds in Ohio. The childhood friend's romance didn't begin until quite awhile later when the two re-connected on Facebook during Saffold's second-year with the Rams.

### **T TY SAMBRAILO**

➤ Sambrailo is an avid skier who as a youth earned USSA titles in the slalom, giant slalom and super-G events for his age group.

➤ Sambrailo's dad, Mark, graduated from the University of Colorado, where he was a pole vaulter, his brother, Erik, also is a CU graduate and competed as a skier in the Junior Olympics, his sister, Kiersten, played volleyball at Oregon State, and his grandfather, Bill Sambrailo, played football at Santa Clara, helping the team to a berth in the Orange Bowl.

### **DT JEFFERY SIMMONS**

➤ During college Simmons was a two-time member of the SEC Academic Honor Roll.

➤ Simmons' brother, Dylan Bradley, played football at Southern Miss and then spent time with the Minnesota Vikings. His uncle, Jason Hatcher, played 10 total seasons with the Dallas Cowboys and Washington.

➤ Away from football, Simmons enjoys fishing and spending time outdoors.

### **TE JONNU SMITH (first name pronounced JAH-new)**

➤ Smith competed in weightlifting, finishing second in the county in the 219-pound weight class in high school at West Port.

➤ Smith credits his mother, Karen, for his successes. Jonnu's father passed away as a result of a tow truck accident when he was four years old and his mother raised all six children by herself. "My mother is my rock. It was tough, but we always got what we needed—not necessarily what we wanted all the time—but what we needed. She was so strong all the time."

➤ Smith endured a lot of challenges as a youngster in Philadelphia and after his brother was arrested and one of his friends was killed on the streets, a decision needed to be made. His family didn't have the financial means to just uproot, so for his own safety Jonnu moved in with his mother's sister and brother-in-law, Darla and Mike Kirkland, in Ocala, Fla. He started playing high school football and even though he was far from a touted recruit, he earned a scholarship to Florida International where his play took off.

➤ Smith's best friend Willie "Quasim" Jefferson tragically died from a gun shot in October 2016. Jonnu gave his son the middle name Quasim in honor of him.

### **CB TYE SMITH**

➤ In 2018, Smith began hosting the annual "Simple Greatness" youth football clinic at St. Augustine University in his hometown of Raleigh, N.C. Smith says Simple Greatness to him means, "It can't be measured. It means heart, dedication. It's all the intangibles that we as a society overlook because we look so much at things we can measure."

➤ Smith enjoys volunteering his free time in the community and he helped

raise money for Habitat for Humanity in 2018 with a bowling event and kids field day activity in his hometown of Raleigh, N.C.

➤ He has his own website, [www.simplegns.com](http://www.simplegns.com).

### **TE GEOFF SWAIM**

➤ Two-time member of the Big 12 Commissioner's Honor Roll.

➤ Brother, Mycal, also attended Butte College and then played safety at Eastern Michigan (2012-13) before signing as a free agent with the Tampa Bay Buccaneers following the 2014 NFL Draft.

### **QB RYAN TANNEHILL**

➤ Ryan founded the Tannehill's A.C.E.S. (Achieving Community Educations Success) program with wife, Lauren, which consisted of 17 sophomores from American Senior High School and is focused on awarding scholarships to the participating students who strive for good grades and took on an active role in their community by hosting monthly events to reward the students and help them give back to the community.

➤ Ryan's father, Tim, played wide receiver at Texas Tech from 1985-87.

### **DL TEAIR TART**

➤ Tart graduated from Florida International in December 2019 with a degree in liberal studies.

➤ Played offensive and defensive line in high school to help guide his team to its first PIAA 3A title.

### **S KENNY VACCARO**

➤ Vaccaro traveled to Kenya during the 2016 offseason with former Texas and Saints teammate Alex Okafor and is involved in community and fundraising efforts to construct a school in the region.

➤ Vaccaro's uncle, A.J. Johnson, played for Washington (1989-94), helping them to Super Bowl XXVI win before spending a season with the San Diego Chargers (1995).

➤ Vaccaro founded the Kenny Vaccaro Foundation to provide economically challenged students with literacy and education resources so that they can achieve academic excellence, develop confident personal skills, and make positive decisions to avoid high risk behavior.

### **WR NICK WESTBROOK-IKHINE (pronounced uh-KEEN-UH)**

➤ Westbrook-Ikhine attended Lake Mary (Fla.) High School where he set the program's career, single-season and single-game receiving yardage and touchdowns records.

➤ He also lettered in lacrosse and track and field in high school, participating in the 300-meter hurdles, long jump and triple jump.

➤ Graduated with a business marketing degree in December 2019 from Indiana's No. 10 ranked Kelley School of Business.

### **T ISAIAH WILSON**

➤ Wilson enjoys watching cartoons, and he has a particular fondness for "SpongeBob SquarePants." "I can really dissect it deeply and learn a lot from it," he says.

➤ Wilson is comfortable working in the kitchen, dishing out everything from French toast to mac and cheese and collard greens to his family. He was employed at a summer camp for three summers in high school, spending much of that time in the camp kitchen.

➤ One of his rituals is eating an ice cream sundae the night before every game.

➤ Wilson welcomed the opportunity to begin his career in Music City. He listens to a diverse range of music, listing Travis Scott, Brantley Gilbert, Aretha Franklin and Mötley Crüe as a sampling of his many favorites.

➤ Prior to being drafted by the Titans, Wilson, a video game enthusiast, would choose the Titans when he played Madden NFL because of Derrick Henry. "You can't stop him," Wilson says.

### **QB LOGAN WOODSIDE**

➤ In his free time, Woodside enjoys playing golf and fishing in his home state of Kentucky.

➤ His hometown of Frankfort, Ky., is a three-hour drive from Nashville.

➤ During the 2019 offseason, Woodside played for the Alliance of American Football League's San Antonio Commanders. In seven AAF games, he completed 116 of 201 passes for 1,385 yards and seven touchdowns.

## TITANS TV RATINGS


2020 Titans television ratings in the Nashville market:

Date/Opp	Day/Time	Network	Rating/Share	HH (000)	Rank
9/14 at Den	Mon. 9:20 p.m.	ESPN/WZTV	18.4/43	182	1
9/20 vs Jax	Sun. noon	CBS	23.5/48	231	1
9/27 at Min	Sun. noon	CBS	23.7/47	218	1
10/13 vs Buf	Tues. 6 p.m.	CBS	24.1/41	222	1
10/18 vs Hou	Sun. noon	CBS	25.8/48	237	1
10/25 vs. Pit	Sun. noon	CBS	28.8/52	265	1
11/1 at Cin	Sun. noon	CBS	24.6/46	227	1
11/8 vs Chi	Sun. noon	FOX	21.9/43	201	1
11/12 vs Ind	Thu. 7:20 p.m.	FOX/NFLN	26.7/41	246	1
11/22 at Bal	Sun. noon	CBS	25.3/46	232	1
11/29 at Ind	Sun. noon	CBS	29.9/53	275	1
12/6 vs Cle	Sun. noon	CBS	26.4/48	243	1
12/13 at Jax	Sun. noon	CBS	25.2/46	232	1
12/20 vs Det	Sun. noon	CBS	27.6/51	254	1
12/27 at GB	Sun. 7:20 p.m.	NBC	28.0/45	258	1
1/3 at Hou	Sun. 3:25 p.m.	CBS	33.1/51	305	1
<b>2020 Regular Season Average</b>			<b>25.8 / 47</b>	<b>239</b>	
<b>Postseason</b>					
1/10 vs Bal	Sun. 12:05 p.m.	ESPN/ABC	36.7/61	338	1

Note: One rating point is equal to 9,196 TV homes in the Nashville television market

Previous yearly Titans television ratings in the Nashville market (regular season only):

Season	Rtg/Shr	Season	Rtg/Shr	Season	Rtg/Shr
2019	24.1/44	2012	23.5/39	2005	21.8/42
2018	22.7/39	2011	27.7/46	2004	26.5/48
2017	19.9/35	2010	30.2/50	2003	33.4/57
2016	22.0/38	2009	30.9/50	2002	26.8/49
2015	21.3/37	2008	32.4/55	2001	24.5/42
2014	20.7/36	2007	28.6/49	2000	29.1/50
2013	25.0/41	2006	23.0/42	1999	19.8/35



Click to access the 2020 Titans Media Guide

## MEDIA CONTACT INFORMATION

Titans Practice Facility/Training Camp Site:  
**Saint Thomas Sports Park**  
 460 Great Circle Road  
 Nashville, TN 37228

Nissan Stadium:  
**One Titans Way**  
 Nashville, TN 37213

Media-Only Website/Credential Application:  
[www.TennesseeTitans.com/media/credentials](http://www.TennesseeTitans.com/media/credentials) (username and password available through Titans media relations)

Phone:  
 (615) 565-4000 (main)  
 (615) 565-4100 (media relations)  
 (615) 565-4200 (ticket office)

Titans Media Relations:

- Robbie Bohren | Senior Director of Communications  
 (615) 565-4101 | rbohren@titans.nfl.com
- Dwight Spradlin | Assistant Director of Media Relations  
 (615) 565-4102 | dspradlin@titans.nfl.com
- Jared Puffer | Media Relations Manager  
 (615) 565-4107 | jpuffer@titans.nfl.com
- Kate Guerra | Team Publicist  
 (615) 565-4139 | kguerra@titans.nfl.com
- Kim Smith | Media Relations Coordinator  
 (615) 565-4103 | ksmith@titans.nfl.com
- Arden Shirley | Media Relations Seasonal Assistant  
 (615) 565-4123 | ashirley@titans.nfl.com



2020 RECAP

DRAFT

TEAM NOTES

PLAYER NOTES

STATISTICS

ROSTERS

2020 RECAP

DRAFT

TEAM NOTES

PLAYER NOTES

STATISTICS

ROSTERS

## 2020 NFL DIVISIONAL STANDINGS

AFC East	W	L	T	Pct	Home	Road	Div	Conf
yx-Buffalo Bills	13	3	0	0.813	7-1	6-2	6-0	10-2
Miami Dolphins	10	6	0	0.625	5-3	5-3	3-3	7-5
New England Patriots	7	9	0	0.438	5-3	2-6	3-3	6-6
New York Jets	2	14	0	0.125	1-7	1-7	0-6	1-11

AFC North	W	L	T	Pct	Home	Road	Div	Conf
yx-Pittsburgh Steelers	12	4	0	0.750	7-1	5-3	4-2	9-3
x-Baltimore Ravens	11	5	0	0.688	5-3	6-2	4-2	7-5
x-Cleveland Browns	11	5	0	0.688	6-2	5-3	3-3	7-5
Cincinnati Bengals	4	11	1	0.281	3-5	1-6-1	1-5	4-8

AFC South	W	L	T	Pct	Home	Road	Div	Conf
yx-Tennessee Titans	11	5	0	0.688	5-3	6-2	5-1	8-4
x-Indianapolis Colts	11	5	0	0.688	6-2	5-3	4-2	7-5
Houston Texans	4	12	0	0.250	2-6	2-6	2-4	3-9
Jacksonville Jaguars	1	15	0	0.063	1-7	0-8	1-5	1-11

AFC West	W	L	T	Pct	Home	Road	Div	Conf
*zyx-Kansas City Chiefs	14	2	0	0.875	6-2	8-0	4-2	10-2
Las Vegas Raiders	8	8	0	0.500	2-6	6-2	4-2	6-6
Los Angeles Chargers	7	9	0	0.438	4-4	3-5	3-3	6-6
Denver Broncos	5	11	0	0.313	2-6	3-5	1-5	4-8

NFC East	W	L	T	Pct	Home	Road	Div	Conf
yx-Washington Football Team	7	9	0	0.438	3-5	4-4	4-2	5-7
New York Giants	6	10	0	0.375	3-5	3-5	4-2	5-7
Dallas Cowboys	6	10	0	0.375	4-4	2-6	2-4	5-7
Philadelphia Eagles	4	11	1	0.281	3-4-1	1-7	2-4	4-8

NFC North	W	L	T	Pct	Home	Road	Div	Conf
*zyx-Green Bay Packers	13	3	0	0.813	7-1	6-2	5-1	10-2
x-Chicago Bears	8	8	0	0.500	3-5	5-3	2-4	6-6
Minnesota Vikings	7	9	0	0.438	3-5	4-4	4-2	5-7
Detroit Lions	5	11	0	0.313	1-7	4-4	1-5	4-8

NFC South	W	L	T	Pct	Home	Road	Div	Conf
yx-New Orleans Saints	12	4	0	0.750	6-2	6-2	6-0	10-2
x-Tampa Bay Buccaneers	11	5	0	0.688	5-3	6-2	4-2	8-4
Carolina Panthers	5	11	0	0.313	2-6	3-5	1-5	4-8
Atlanta Falcons	4	12	0	0.250	2-6	2-6	1-5	2-10

NFC West	W	L	T	Pct	Home	Road	Div	Conf
yx-Seattle Seahawks	12	4	0	0.750	7-1	5-3	4-2	9-3
x-Los Angeles Rams	10	6	0	0.625	6-2	4-4	3-3	9-3
Arizona Cardinals	8	8	0	0.500	4-4	4-4	2-4	6-6
San Francisco 49ers	6	10	0	0.375	1-7	5-3	3-3	4-8

x - clinched playoff berth      y - clinched division title  
 z - clinched first-round bye      \* - clinched home-field advantage

## TITANS OFFENSIVE AND DEFENSIVE RANKINGS BY THE WEEK AND BY THE SEASON

2020 Season		NFL OFFENSE			AFC OFFENSE		
Week	Opp.	Tot	Rush	Pass	Tot	Rush	Pass
1	at Den	12T	14	12	3T	7	4
2	Jax	18	14	18T	10	8	9T
3	at Min	11	13	10	5	7	4
4	Bye	10	10	11	5	6	5
5	Buf	16	9	17	8	5	8
6	Hou	2	4	11	1	4	7
7	Pit	5	5	16	2	4	8
8	at Cin	5	4	18	3	3	8
9	Chi	10	6	20	3	4	9
10	Ind	11	6	24	4	4	11
11	at Bal	10	5	23	3	4	11
12	at Ind	8	3	22	3	3	10
13	Cle	5	5	18	2	4	8
14	at Jax	3	2	19	2	2	8
15	Det	2	2	19	2	2	8
16	at GB	4	2	21	2	2	9
17	at Hou	2T	2	23	2T	2	10

2020 Season		NFL DEFENSE			AFC DEFENSE		
Week	Opp.	Tot	Rush	Pass	Tot	Rush	Pass
1	at Den	11	13T	14	7	7T	9
2	Jax	26	23	23	14	11	11
3	at Min	29	29	23	16	14	12
4	Bye	28	29	22	16	15	10
5	Buf	29	27	23	15	13	10
6	Hou	27	26	28	14	12	15
7	Pit	25	23	26	13	11	13
8	at Cin	25	22	27	12	10	14
9	Chi	25	18	27	12	8	14
10	Ind	24	17	27	12	7	14
11	at Bal	25	19T	27	12	8T	13
12	at Ind	25	16	28	12	6	14
13	Cle	25	16	28	12	6	14
14	at Jax	26	16	29	13	6	15
15	Det	27	15	29	13	6	15
16	at GB	29	20	28	14	9	15
17	at Hou	28	19	29	14	9	16

**Final regular season offensive team rankings:**

Titans in 2020	2T	2	23	2T	2	10
Titans in 2019	12	3	21	5	2	9
Titans in 2018	25	7	29	11	3	14
Titans in 2017	23	15	23	9	8	11
Titans in 2016	11	3	25	5	2	11
Titans in 2015	30	25	25T	16	10	14
Titans in 2014	29	26	22	14	14	11
Titans in 2013	22	14	21	11	7	11
Titans in 2012	26	21	22	12	10	11
Titans in 2011	17	31	12	8	16	5
Titans in 2010	27	17	25	15	10	13
Titans in 2009	12	2	23	6	2	10
Titans in 2008	21	7	27	10	3	12
Titans in 2007	21	5	27	10	3	14
Titans in 2006	27	5	30	12	3	15
Titans in 2005	17	23	9	10	12	5
Titans in 2004	11	14	10	6	10	5
Titans in 2003	8	26	5	4	14	3
Titans in 2002	17	11	20	9	7	11
Titans in 2001	8	12	8T	5	8	4
Titans in 2000	14	7	16	8	6	8
Titans in 1999	13	13	13T	6	9	5T

**Final regular season defensive team rankings:**

Titans in 2020	28	19	29	14	9	16
Titans in 2019	21	12	24	11	7	13
Titans in 2018	8	18	6	5	8	4
Titans in 2017	13	4	25	5	1	12
Titans in 2016	20	2	30	11	1	16
Titans in 2015	12	18	7	8	12	3
Titans in 2014	27	31	15	16	15	9
Titans in 2013	14	20	11	8	8	6
Titans in 2012	27	24	26	15	11	14
Titans in 2011	18T	24	14	11	11	10
Titans in 2010	26	20	29	13	10	14
Titans in 2009	28	11T	31	14	5T	16
Titans in 2008	7	6	9	3	3	4
Titans in 2007	5	5	10	4	3	9
Titans in 2006	32	30	27	16	15	15
Titans in 2005	19	22	17	10	11	7
Titans in 2004	27	18	26	13	11	12
Titans in 2003	12	1	30	9	1	15
Titans in 2002	10	2	25	5	2	13
Titans in 2001	25	5	31	15	3	16
Titans in 2000	1	3	1	1	2	1
Titans in 1999	17	10	25	12	6	15

TENNESSEE TITANS OFFENSIVE AND DEFENSIVE STATS, 1999-2020 (REGULAR SEASON)

Table containing 1999-2020 TITANS - OFFENSE stats. Columns include years from 2020 to 1999, and rows include categories like GAMES (Won-Lost), FIRST DOWNS (Rushing, Passing, Penalty), YDS GAINED (tot), RUSHING (net), PASSING (net), PUNTS, PUNT RETURNS, KICKOFF RETURNS, PENALTIES, FUMBLES BY, POSS. TIME (avg), TOUCHDOWNS, EXTRA-PT KICKS, 2-PT CONVERSIONS, FIELD GOALS/FGA, POINTS SCORED, and TURNOVER DIFF.

Table containing 1999-2020 TITANS - DEFENSE stats. Columns include years from 2020 to 1999, and rows include categories like DEFENSE, POINTS ALLOWED, OPP FIRST DOWNS (Rushing, Passing, Penalty), OPP YARDS GAINED, OPP RUSHING (net), OPP PASSING (net), INTERCEPTED BY, OPP PUNT RETURNS, OPP KICKOFF RET, and OPP TOUCHDOWNS (Rushing, Passing, Returns).

2020 RECAP

DRAFT

TEAM NOTES

PLAYER NOTES

STATISTICS

ROSTERS

2020 TENNESSEE TITANS REGULAR SEASON STATISTICS

2020 RECAP

Table with columns: Date, W-L, Score, OT, Opponent, Attendance. Rows include games from 09/14 to 01/03.

Table with columns: Statistic, Tenn., Opp. Rows include Total First Downs, Rushing, Passing, Penalty, Net Yards Rushing, etc.

Table with columns: Score By Periods, Q1, Q2, Q3, Q4, OT, PTS. Rows for Team and Opponents.

Table with columns: Scoring, TD, Rush, Rec, Ret, K-PAT, FG, S, PTS. Rows for individual players and Team/Opponents.

a - 63-yd fumble return vs. Chi, 11/8; b - 42-yd kickoff return at Ind, 11/29; c - 3-yd fumble recovery vs. Cle

2-Pt Conv: Tannehill 2, Henry, Westbrook, TM 4-7, OPP 1-8
Sacks: Landry 5.5, Simmons 3, Crawford 2, D. Jones 2, King 1, J. Brown 1, Fulton 1, Ray 1, Reed 1, Vaccaro 1, R. Evans 0.5, TM 19, OPP 25

Table with columns: Passing, Att, Cmp, Yds, Cmp%, Yds/Att, TD, TD%, Int, Int%, Long, Sack/Lost, Rating. Rows for Team and Opponents.

Table with columns: Rushing, No., Yds, Avg, Long, TD. Rows for individual players and Team/Opponents.

Table with columns: Receiving, No., Yds, Avg, Long, TD. Rows for individual players and Team/Opponents.

Table with columns: Interceptions, No., Yds, Avg, Long, TD. Rows for individual players and Team/Opponents.

Table with columns: Punting, No., Yds, Avg, Net, TB, In, Lg, B. Rows for individual players and Team/Opponents.

Table with columns: Punt Returns, Ret, FC, Yds, Avg, Long, TD. Rows for individual players and Team/Opponents.

Table with columns: Kickoff Returns, No., Yds, Avg, Long, TD. Rows for individual players and Team/Opponents.

Table with columns: Field Goals, No., Yds, Avg, Long, TD. Rows for individual players and Team/Opponents.

Gostkowski: (47N,44B,42N,25G) (51G,49G) (39G,31G, 30G,51G,54G,55G) () (27B,37N) (51G,45N) (53N) (40G) (50G,44N) (40G,40G,22G) (49G) () (53G) (38G) () ()
Stolan: () () () () () () () () () () () () (47G,37G)
TM: (47N,44B,42N,25G) (51G,49G) (39G,31G,30G,51G,54G,55G) () (27B,37N) (51G,45N) (53N) (40G) (50G,44N) (40G,40G,22G) (49G) () (53G) (38G) () (47G,37G)
OPP: () (35G) (41G,49N) (43G) (38G) (38G,30G) (33G) (22G) (24G,43G) (30G,27G,29G) () (27G,43G) (53B,53G) (53G) () (24G,43G,28G,51G)

FUM/Lost: Tannehill 6/1, Henry 3/2, A. Brown 2/1, Batson 1/0, Brinkley 1/0, C. Davis 1/1, Douglas 1/0

DRAFT

TEAM NOTES

PLAYER NOTES

STATISTICS

ROSTERS



## 2020 TENNESSEE TITANS REGULAR SEASON DEFENSIVE STATISTICS

PLAYER	TACKLES			SACKS		INTERCEPTIONS				FUMBLES					
	Tot	Solo	Asst	Sk	Yds	QBP	TFL	No	Yds	Lg	TD	PD	FF	FR	Yds
Byard, Kevin	111	79	32	0.0	0.0	2	1	1	0	0	0	7	1	0	0
Butler, Malcolm	100	86	14	0.0	0.0	0	1	4	111	68	0	14	0	0	0
Evans, Rashaan	96	59	37	0.5	0.5	6	1	0	0	0	0	5	0	1	25
Vaccaro, Kenny	83	62	21	1.0	4.0	4	6	0	0	0	0	5	0	1	53
Brown, Jayon	76	45	31	1.0	6.0	4	5	1	0	0	0	8	2	0	0
Landry III, Harold	69	46	23	5.5	45.5	32	10	1	0	0	0	5	0	0	0
Long Jr., David	50	28	22	0.0	0.0	1	2	0	0	0	0	2	0	0	0
Jones, DaQuan	49	29	20	2.0	13.0	10	6	0	0	0	0	0	1	0	0
Simmons, Jeffery	49	24	25	3.0	24.0	20	3	0	0	0	0	5	1	3	0
Hooker, Amani	44	30	14	0.0	0.0	0	1	4	11	6	0	8	0	0	0
King II, Desmond	31	21	10	1.0	2.0	3	2	0	0	0	0	2	0	1	63t
Joseph, Johnathan	29	25	4	0.0	0.0	0	2	1	5	5	0	5	1	0	0
Crawford, Jack	28	20	8	2.0	28.0	9	3	0	0	0	0	0	1	0	0
Borders, Breon	27	22	5	0.0	0.0	0	1	1	0	0	0	6	0	0	0
Jackson, Chris	21	12	9	0.0	0.0	0	1	0	0	0	0	1	0	0	0
Clowney, Jadeveon	19	14	5	0.0	0.0	10	4	0	0	0	0	4	1	0	0
Fulton, Kristian	16	14	2	1.0	7.0	1	1	1	44	44	0	1	0	0	0
Smith, Tye	14	10	4	0.0	0.0	0	1	0	5	5	0	1	0	0	0
Compton, Will	14	8	6	0.0	0.0	0	0	0	0	0	0	0	0	1	0
Jackson, Adoree'	12	9	3	0.0	0.0	0	0	0	0	0	0	0	0	0	0
Dickerson, Matt	10	4	6	0.0	0.0	1	0	0	0	0	0	0	0	0	0
Kalu, Joshua	8	7	1	0.0	0.0	0	0	0	0	0	0	0	1	0	0
Roberson, Derick	6	4	2	0.0	0.0	4	0	0	0	0	0	1	1	0	0
Orr, Kareem	5	5	0	0.0	0.0	0	0	0	0	0	0	0	0	0	0
Skipper, Tuzar	5	4	1	0.0	0.0	0	0	0	0	0	0	0	0	0	0
Tart, Teair	5	2	3	0.0	0.0	2	1	0	0	0	0	1	0	0	0
Murchison, Larrell	5	1	4	0.0	0.0	0	1	0	0	0	0	0	0	0	0
Beasley Jr., Vic	3	2	1	0.0	0.0	0	1	0	0	0	0	0	1	0	0
Reed, Brooks	3	2	1	1.0	7.0	1	1	0	0	0	0	0	0	0	0
Correa, Kamalei	2	1	1	0.0	0.0	2	0	0	0	0	0	0	0	0	0
Mack, Isaiah	2	1	1	0.0	0.0	1	0	0	0	0	0	0	0	0	0
Dzubnar, Nick	1	1	0	0.0	0.0	0	0	0	0	0	0	0	0	0	0
Ray, Wyatt	1	1	0	1.0	17.0	2	1	0	0	0	0	0	0	0	0
Raymond, Kalif	1	1	0	0.0	0.0	0	0	0	0	0	0	0	0	0	0
Cruikshank, Dane	0	0	0	0.0	0.0	0	0	1	13	13	0	1	0	0	0
<b>Total</b>	<b>995</b>	<b>679</b>	<b>316</b>	<b>19.0</b>	<b>154.0</b>	<b>115</b>	<b>56</b>	<b>15</b>	<b>189</b>	<b>68</b>	<b>0</b>	<b>82</b>	<b>11</b>	<b>7</b>	<b>63t</b>

### TITANS SPECIAL TEAMS STATISTICS

PLAYER	TACKLES			FUMBLES		BLOCKS		
	Tot	Solo	Asst	FF	FR	PAT	FG	PUNT
Dzubnar, Nick	13	6	7	0	0	0	0	0
Bates, Daren	8	6	2	0	0	0	0	0
Kalu, Joshua	8	5	3	0	0	0	0	0
Hooker, Amani	7	5	2	0	0	0	0	0
Long Jr., David	4	2	2	1	0	0	0	0
Compton, Will	4	1	3	0	0	0	0	0
Milton, Chris	3	3	0	0	0	0	0	0
Blasingame, Khari	3	2	1	0	0	0	0	0
Jackson, Chris	3	2	1	0	0	0	0	0
Perry, Senorise	3	2	1	0	0	0	0	0
Roberson, Derick	3	1	2	0	0	0	0	0
Westbrook-Ikhine, Nick	2	2	0	0	0	0	0	0
Orr, Kareem	2	0	2	0	1	0	0	0
Douglas, Jamil	1	1	0	0	0	0	0	0
Evans, Darrynton	1	1	0	0	0	0	0	0
Gostkowski, Stephen	1	1	0	0	0	0	0	0
Ray, Wyatt	1	1	0	0	0	0	0	0
Reed, Brooks	1	1	0	0	0	0	0	0
Smith, Tye	1	1	0	0	0	0	0	0
Cruikshank, Dane	1	0	1	0	0	0	0	0
Raymond, Kalif	1	0	1	0	0	0	0	0
Swaim, Geoff	1	0	1	0	0	0	0	0
Jones, DaQuan	0	0	0	0	0	0	1	0
<b>TEAM TOTALS:</b>	<b>72</b>	<b>43</b>	<b>29</b>	<b>1</b>	<b>1</b>	<b>0</b>	<b>1</b>	<b>0</b>

### MISCELLANEOUS STATISTICS

PLAYER	TACKLES			FUMBLES	
	Tot	Solo	Asst	FF	FR
Brown, A.J.	1	1	0	0	0
Davis, Corey	1	1	0	0	0
Firkser, Anthony	1	1	0	0	0
Jones, Ben	1	1	0	0	0
Raymond, Kalif	1	1	0	0	0
Smith, Jonnu	1	1	0	0	0
Sambailo, Ty	1	0	1	0	0
Westbrook-Ikhine, Nick	1	0	1	0	1
Tannehill, Ryan	0	0	0	0	3
Batson, Cameron	0	0	0	0	1
Henry, Derrick	0	0	0	0	1
Kelly, Dennis	0	0	0	0	1
Kern, Brett	0	0	0	0	1
Pruitt, MyCole	0	0	0	0	1
<b>TEAM TOTALS:</b>	<b>8</b>	<b>6</b>	<b>2</b>	<b>0</b>	<b>9</b>

**Legend:**

- Tot . . . . . Total Tackles
- Solo . . . . . Unassisted Tackles
- Asst . . . . . Assisted Tackles
- Sk . . . . . Quarterback Sacks
- Yds . . . . . Yards Lost on Sack
- QBP . . . . . Quarterback Pressure
- TFL . . . . . Tackle for Loss
- Int . . . . . Interceptions
- Yds . . . . . Interception Return Yards
- TD . . . . . Interceptions Return Touchdowns
- PD . . . . . Passes Defensed
- FF . . . . . Forced Fumble
- FR . . . . . Fumble Recoveries
- Yds . . . . . Yards on Fumble Returns

# 2020 TENNESSEE TITANS POSTSEASON STATISTICS

Won 0, Lost 1

Date	W-L	Score	OT	Opponent	Attendance
01/10	L	13-20		Baltimore	14,029

Statistic	Tenn.	Opp.
<b>Total First Downs</b>	<b>12</b>	<b>22</b>
Rushing	1	13
Passing	9	8
Penalty	2	1
3rd Down: Made/Att	4/12	7/13
3rd Down Pct.	33.3	53.8
4th Down: Made/Att	1/1	0/0
4th Down Pct.	100.0	0.0
<b>Possession Avg.</b>	<b>26:22</b>	<b>33:38</b>
<b>Total Net Yards</b>	<b>209</b>	<b>401</b>
Avg. Per Game	209.0	401.0
Total Plays	49	64
Avg. Per Play	4.3	6.3
<b>Net Yards Rushing</b>	<b>51</b>	<b>236</b>
Avg. Per Game	51.0	236.0
Total Rushes	22	35
<b>Net Yards Passing</b>	<b>158</b>	<b>165</b>
Avg. Per Game	158.0	165.0
Sacked/Yards Lost	1/7	5/14
Gross Yards	165	179
Att./Completions	26/18	24/17
Completion Pct.	69.2	70.8
Had Intercepted	1	1
<b>Punts/Average</b>	<b>5/45.6</b>	<b>2/50.5</b>
Net Punting Avg.	5/45.6	2/46.5
<b>Penalties/Yards</b>	<b>2/10</b>	<b>5/60</b>
<b>Fumbles/Ball Lost</b>	<b>0/0</b>	<b>0/0</b>
<b>Touchdowns</b>	<b>1</b>	<b>2</b>
Rushing	0	2
Passing	1	0
Returns	0	0

Score By Periods	Q1	Q2	Q3	Q4	OT	PTS
<b>Team</b>	<b>10</b>	<b>0</b>	<b>0</b>	<b>3</b>	<b>0</b>	<b>13</b>
<b>Opponents</b>	<b>0</b>	<b>10</b>	<b>7</b>	<b>3</b>	<b>0</b>	<b>20</b>

Scoring	TD	Rush	Rec	Ret	K-PAT	FG	S	PTS
Gostkowski	0	0	0	0	1/1	2/2	0	7
A. Brown	1	0	1	0			0	6
<b>Team</b>	<b>1</b>	<b>0</b>	<b>1</b>	<b>0</b>	<b>1/1</b>	<b>2/2</b>	<b>0</b>	<b>13</b>
<b>Opponents</b>	<b>2</b>	<b>2</b>	<b>0</b>	<b>0</b>	<b>2/2</b>	<b>2/3</b>	<b>0</b>	<b>20</b>

2-Pt Conv: TM 0-0, OPP 0-0

**Sacks:** Landry 2, Dickerson 1, D. Jones 1, Reed 1, TM 5, OPP 1  
**FUM/Lost:** None

Passing	Att	Cmp	Yds	Cmp%	Yds/Att	TD	TD%	Int	Int%	Long	Sack/Lost	Rating
Tannehill	26	18	165	69.2	6.35	1	3.8	1	3.8	35	1/7	83.0
<b>Team</b>	<b>26</b>	<b>18</b>	<b>165</b>	<b>69.2</b>	<b>6.35</b>	<b>1</b>	<b>3.8</b>	<b>1</b>	<b>3.8</b>	<b>35</b>	<b>1/7</b>	<b>83.0</b>
<b>Opponents</b>	<b>24</b>	<b>17</b>	<b>179</b>	<b>70.8</b>	<b>7.46</b>	<b>0</b>	<b>0.0</b>	<b>1</b>	<b>4.2</b>	<b>28</b>	<b>5/14</b>	<b>74.8</b>

Rushing	No.	Yds	Avg	Long	TD
Henry	18	40	2.2	8	0
Tannehill	2	6	3.0	4	0
McNichols	1	4	4.0	4	0
D. Evans	1	1	1.0	1	0
<b>Team</b>	<b>22</b>	<b>51</b>	<b>2.3</b>	<b>8</b>	<b>0</b>
<b>Opponents</b>	<b>35</b>	<b>236</b>	<b>6.7</b>	<b>48t</b>	<b>2</b>

Receiving	No.	Yds	Avg	Long	TD
A. Brown	6	83	13.8	28	1
Henry	3	11	3.7	7	0
Firkser	2	44	22.0	35	0
Westbrook-Ikhine	2	17	8.5	12	0
J. Smith	2	9	4.5	5	0
Batson	1	6	6.0	6	0
Swaim	1	5	5.0	5	0
Tannehill	1	-10	-10.0	-10	0
<b>Team</b>	<b>18</b>	<b>165</b>	<b>9.2</b>	<b>35</b>	<b>1</b>
<b>Opponents</b>	<b>17</b>	<b>179</b>	<b>10.5</b>	<b>28</b>	<b>0</b>

Interceptions	No.	Yds	Avg	Long	TD
Butler	1	0	0.0	0	0
<b>Team</b>	<b>1</b>	<b>0</b>	<b>0.0</b>	<b>0</b>	<b>0</b>
<b>Opponents</b>	<b>1</b>	<b>13</b>	<b>13.0</b>	<b>13</b>	<b>0</b>

Punting	No.	Yds	Avg	Net	TB	In	Lg	B
Kern	5	228	45.6	45.6	0	4	53	0
<b>Team</b>	<b>5</b>	<b>228</b>	<b>45.6</b>	<b>45.6</b>	<b>0</b>	<b>4</b>	<b>53</b>	<b>0</b>
<b>Opponents</b>	<b>2</b>	<b>101</b>	<b>50.5</b>	<b>46.5</b>	<b>0</b>	<b>0</b>	<b>53</b>	<b>0</b>

Punt Returns	Ret	FC	Yds	Avg	Long	TD
Raymond	2	0	8	4.0	6	0
<b>Team</b>	<b>2</b>	<b>0</b>	<b>8</b>	<b>4.0</b>	<b>6</b>	<b>0</b>
<b>Opponents</b>	<b>0</b>	<b>3</b>	<b>0</b>	<b>---</b>	<b>---</b>	<b>0</b>

Kickoff Returns	No.	Yds	Avg	Long	TD
D. Evans	2	46	23.0	25	0
<b>Team</b>	<b>2</b>	<b>46</b>	<b>23.0</b>	<b>25</b>	<b>0</b>
<b>Opponents</b>	<b>1</b>	<b>20</b>	<b>20.0</b>	<b>20</b>	<b>0</b>

Field Goals	1-19	20-29	30-39	40-49	50+
Gostkowski	0/0	1/1	0/0	1/1	0/0
<b>Team</b>	<b>0/0</b>	<b>1/1</b>	<b>0/0</b>	<b>1/1</b>	<b>0/0</b>
<b>Opponents</b>	<b>0/0</b>	<b>0/0</b>	<b>1/1</b>	<b>0/0</b>	<b>1/2</b>

Gostkowski: (45G,25G)  
 TM: (45G,25G)  
 OPP: (33G,52N,51G)

2020 RECAP

DRAFT

TEAM NOTES

PLAYER NOTES

STATISTICS

ROSTERS

## 2020 TENNESSEE TITANS POSTSEASON DEFENSIVE STATISTICS

PLAYER	TACKLES			SACKS		QB		INTERCEPTIONS				FUMBLES			
	Tot	Solo	Asst	Sk	Yds	QB	TFL	No	Yds	Lg	TD	PD	FF	FR	Yds
Landry III, Harold	10	8	2	2.0	0.0	2	1	0	0	0	0	0	0	0	0
Vaccaro, Kenny	9	6	3	0.0	0.0	0	0	0	0	0	0	0	0	0	0
Evans, Rashaan	9	5	4	0.0	0.0	0	1	0	0	0	0	0	0	0	0
Jackson, Adoree'	8	8	0	0.0	0.0	0	0	0	0	0	0	0	0	0	0
King II, Desmond	6	5	1	0.0	0.0	0	0	0	0	0	0	0	0	0	0
Butler, Malcolm	5	4	1	0.0	0.0	0	0	1	0	0	0	2	0	0	0
Long Jr., David	5	4	1	0.0	0.0	1	0	0	0	0	0	0	0	0	0
Byard, Kevin	5	2	3	0.0	0.0	0	0	0	0	0	0	1	0	0	0
Jones, DaQuan	3	2	1	1.0	8.0	1	1	0	0	0	0	0	0	0	0
Simmons, Jeffery	3	2	1	0.0	0.0	0	1	0	0	0	0	0	0	0	0
Dickerson, Matt	1	1	0	1.0	1.0	1	1	0	0	0	0	0	0	0	0
Dzubnar, Nick	1	1	0	0.0	0.0	0	0	0	0	0	0	0	0	0	0
Reed, Brooks	1	1	0	1.0	5.0	1	1	0	0	0	0	0	0	0	0
Murchison, Larrell	1	0	1	0.0	0.0	0	0	0	0	0	0	0	0	0	0
<b>Total</b>	<b>67</b>	<b>49</b>	<b>18</b>	<b>5.0</b>	<b>14.0</b>	<b>6</b>	<b>6</b>	<b>1</b>	<b>0</b>	<b>0</b>	<b>0</b>	<b>3</b>	<b>0</b>	<b>0</b>	<b>0</b>

### POSTSEASON SPECIAL TEAMS STATISTICS

PLAYER	TACKLES			FUMBLES		BLOCKS		
	Tot	Solo	Asst	FF	FR	PAT	FG	PUNT
Westbrook-Ikhine, Nick	1	1	0	0	0	0	0	0
<b>TEAM TOTALS:</b>	<b>1</b>	<b>1</b>	<b>0</b>	<b>0</b>	<b>0</b>	<b>0</b>	<b>0</b>	<b>0</b>

### MISCELLANEOUS STATISTICS

PLAYER	TACKLES			FUMBLES	
	Tot	Solo	Asst	FF	FR
Raymond, Kalif	1	1	0	0	0
<b>TEAM TOTALS:</b>	<b>1</b>	<b>1</b>	<b>0</b>	<b>0</b>	<b>0</b>

**Legend:**

- Tot** . . . . . Total Tackles
- Solo** . . . . . Unassisted Tackles
- Asst** . . . . . Assisted Tackles
- Sk** . . . . . Quarterback Sacks
- Yds** . . . . . Yards Lost on Sack
- QBP** . . . . . Quarterback Pressure
- TFL** . . . . . Tackle for Loss
- Int** . . . . . Interceptions
- Yds** . . . . . Interception Return Yards
- TD** . . . . . Interceptions Return Touchdowns
- PD** . . . . . Passes Defensed
- FF** . . . . . Forced Fumble
- FR** . . . . . Fumble Recoveries
- Yds** . . . . . Yards on Fumble Returns

## REGULAR SEASON: THE LAST TIME THE TENNESSEE TITANS ...

## GAMES WON

**WON BY SCORING IN THE LAST TWO MINUTES OF REGULATION**

**By Titans**—Sam Sloman 37-yard FG (0:00 remaining) at Houston, 1/3/21 (W)  
**By Opponents**—Stephen Hauschka 46-yard field goal (0:00 remaining), at Buffalo, 10/7/18 (L)

**WON OVERTIME GAME**

**By Titans**—Tennessee 30, at Baltimore 24, 11/22/20 (W)  
**By Opponents**—vs. Arizona 37, Tennessee 34, 12/15/13 (L)

**WON BY 20 OR MORE POINTS**

**By Titans**—at Tennessee 46, Detroit 25, 12/20/20 (W)  
**By Opponents**—Tennessee 14, at Green Bay 40, 12/27/20 (L)

**WON BY SHUTOUT**

**By Titans**—Tennessee 17, at New York Giants 0, 12/16/18 (W)  
**By Opponents**—at Denver 16, Tennessee 0, 10/13/19 (L)

## TEAM SCORING

**SCORED 50 POINTS**

**By Titans**—*Never in Titans era (since 1999)*  
**By Oilers**—Houston 58, vs. Cleveland 14, 12/9/90 (W)  
**By Opponents**—at Houston 57, Tennessee 14, 10/1/17 (L)

**SCORED 40 POINTS**

**By Titans**—at Houston 38, Tennessee 41, 1/3/21 (W)  
**By Opponents**—Tennessee 14, at Green Bay 40, 12/27/20 (L)

**SCORED 20 POINTS IN A QUARTER**

**By Titans**—22 points in fourth quarter, vs. Detroit, 12/20/20 (W)  
**By Opponents**—28 points in second quarter, vs. Cleveland, 12/6/20 (L)

**SCORED 30 POINTS IN A HALF**

**By Titans**—35 points in first half, at Indianapolis, 11/29/20 (W)  
**By Opponents**—38 points in first half, vs. Cleveland, 12/6/20 (L)

**SCORED TOUCHDOWNS ON OFFENSE, DEFENSE AND SPECIAL TEAMS**

**By Titans**—One rushing, two interception returns, two punt returns, vs. Jacksonville, 12/30/12 (W)  
**By Opponents**—Four passing, one interception return, two punt returns, at Oakland, 9/29/02 (L)

**SCORED A TOUCHDOWN ON FIRST OFFENSIVE POSSESSION**

**By Titans**—Derrick Henry 3-yard run, vs. Detroit, 12/20/20 (W)  
**By Opponents**—Davante Adams 5-yard reception, at Green Bay, 12/27/20 (L)

## TEAM YARDAGE TOTALS

**500 TOTAL NET YARDS**

**By Titans**—vs. Houston (607 yards), 10/18/20 (W)  
**By Opponents**—vs. Kansas City (530 yards), 11/10/19 (W)

**400 TOTAL NET YARDS**

**By Titans**—at Houston (492 yards), 1/3/21 (W)  
**By Opponents**—at Houston (457 yards), 1/3/21 (W)

## TEAM DEFENSE

**HELD OPPONENT WITHOUT A TOUCHDOWN**

**By Titans**—Tennessee 17, at New York Giants 0, 12/16/18 (W)  
**By Opponents**—at Denver 16, Tennessee 0, 10/13/19 (L)

**HELD OPPONENT TO 200 OR FEWER NET YARDS OF OFFENSE**

**By Titans**—at Miami (178 net yards), 10/8/17 (L)  
**By Opponents**—vs. Baltimore (106 net yards), 10/14/18 (L)

**HELD OPPONENT TO 50 OR FEWER YARDS RUSHING**

**By Titans**—vs. L.A. Chargers (39 yards), 10/20/19 (W)  
**By Opponents**—at Denver (39 yards), 10/13/19 (L)

**HELD OPPONENT TO 100 OR FEWER NET YARDS PASSING**

**By Titans**—at Miami (78 net yards), 10/8/17 (L)  
**By Opponents**—vs. Baltimore (51 net yards), 10/14/18 (L)

**SEVEN OR MORE SACKS BY TEAM**

**By Titans**—at Arizona (8 sacks), 12/10/17 (L)  
**By Opponents**—at Denver (7 sacks), 10/13/19 (L)

**SIX OR MORE SACKS BY TEAM**

**By Titans**—at Arizona (8 sacks), 12/10/17 (L)  
**By Opponents**—at Indianapolis (6 sacks), 12/1/19 (W)

**FIVE OR MORE SACKS BY TEAM**

**By Titans**—at Atlanta (5 sacks), 9/29/19 (W)  
**By Opponents**—vs. New Orleans (5 sacks), 12/22/19 (L)

**FORCED FIVE OR MORE OPPONENT TURNOVERS**

**By Titans**—vs. N.Y. Jets (4 interceptions, 1 fumble), 12/17/12 (W)  
**By Opponents**—at Houston (4 interceptions, 1 fumble), 10/1/17 (L)

**FORCED FOUR OR MORE OPPONENT TURNOVERS**

**By Titans**—vs. Tampa Bay (2 interceptions, 2 fumbles), 10/27/19 (W)  
**By Opponents**—at Pittsburgh (4 interceptions), 11/16/17 (L)

## SPECIAL TEAMS

**KICKOFF RETURNED FOR TOUCHDOWN**

**By Titans**—A.J. Brown (42 yards) at Indianapolis, 11/29/20 (W)  
**By Opponents**—Jakeem Grant (102 yards) at Miami, 9/9/18 (L)

**OPENING KICKOFF RETURNED FOR TOUCHDOWN**

**By Titans**—Derrick Mason (101 yards) at Cincinnati, 11/18/01 (W)  
**By Opponents**—Josh Huff (107 yards) at Philadelphia, 11/23/14 (L)

**PUNT RETURNED FOR TOUCHDOWN**

**By Titans**—Darius Reynaud (twice—69 yards and 81 yards) vs. Jacksonville, 12/30/12 (W)  
**By Opponents**—Jakeem Grant (74 yards) at Miami, 10/9/16 (W)

**FIELD GOAL BLOCKED**

**By Titans**—DaQuan Jones at Jacksonville (Aldrick Rosas), 12/13/20 (W)  
**By Opponents**—Justin Reid, vs. Houston (Stephen Gostkowski), 10/18/20 (W)

**FIELD GOAL BLOCKED, RETURNED FOR TD**

**By Titans**—Tye Smith (63 yards) at Indianapolis (Adam Vinatieri's FG blocked by Dane Cruikshank), 12/1/19 (W)  
**By Opponents**—Rob Morris (68 yards) at Indianapolis (Gary Anderson's FG blocked by Montae Reagor), 12/5/04 (L)

**PUNT BLOCKED**

**By Titans**—Tim Shaw vs. Pittsburgh (Drew Butler), 10/11/12 (W)  
**By Opponents**—E.J. Speed, vs. Indianapolis (Trevor Daniel), 11/12/20 (L)

**PUNT BLOCKED AND RETURNED FOR TD**

**By Titans**—Jason McCourty vs. Indianapolis (Pat McAfee's punt blocked by Patrick Bailey and recovered in end zone by McCourty), 10/30/11 (W)  
**By Opponents**—T.J. Carrie (6 yards), vs. Indianapolis (Trevor Daniel's punt blocked by E.J. Speed), 11/12/20 (L)

**FIVE FIELD GOALS**

**By Titans**—Stephen Gostkowski (6) at Minnesota, 9/27/20 (W)  
**By Opponents**—Jason Myers (5), vs. New York Jets, 12/2/18 (W)

**FOUR FIELD GOALS**

**By Titans**—Stephen Gostkowski (6) at Minnesota, 9/27/20 (W)  
**By Opponents**—Ka'imi Fairbairn, at Houston, 1/3/21 (W)

**THREE FIELD GOALS**

**By Titans**—Stephen Gostkowski (3) at Baltimore, 11/22/20 (W)  
**By Opponents**—Ka'imi Fairbairn (4), at Houston, 1/3/21 (W)

## REGULAR SEASON: THE LAST TIME THE TENNESSEE TITANS ...

### SUCCESSFUL ONSIDE KICK

**By Titans**—Rob Bironas kicks and Daimion Stafford recovers, vs. Arizona, 12/15/13 (L)

**By Opponents**—Connor Barth kicks and Adrian Amos recovers, at Chicago, 11/27/16 (W)

### MISSED PAT

**By Titans**—Stephen Gostkowski vs. Jacksonville, 9/20/20 (W)

**By Opponents**—Ka'imi Fairbairn, at Houston, 1/3/21 (W)

## TWO-POINT CONVERSIONS

### TWO-POINT CONVERSION MADE

**By Titans**—Derrick Henry (run) vs. Detroit, 12/20/20 (W)

**By Opponents**—J.K. Dobbins (pass from Lamar Jackson), at Baltimore, 11/22/20 (W)

### TWO-POINT CONVERSION FAILED

**By Titans**—vs. Cleveland (run failed), 12/6/20 (L)

**By Opponents**—at Houston (pass failed), 1/3/21 (W)

## INDIVIDUAL OFFENSIVE PERFORMANCES

### INDIVIDUAL WITH 200 SCRIMMAGE YARDS

**By Titans**—Derrick Henry (250 yards) at Houston, 1/3/21 (W)

**By Opponents**—Todd Gurley (276 yards), vs. Los Angeles Rams, 12/24/17 (L)

### RUSHING TOUCHDOWN AND RECEIVING TOUCHDOWN

**By Titans**—Derrick Henry (1 rushing, 1 receiving) at Carolina, 11/3/19 (L)

**By Opponents**—Nyheim Hines (1 rushing, 1 receiving), vs. Indianapolis, 11/12/20 (L)

### RUSHING TOUCHDOWN AND PASSING TOUCHDOWN

**By Titans**—Ryan Tannehill (1 passing, 2 rushing) at Houston, 1/3/21 (W)

**By Opponents**—Deshaun Watson (2 passing, 1 rushing), at Houston, 11/26/18 (L)

## INDIVIDUAL RUSHING

### 200 YARDS RUSHING

**By Titans**—Derrick Henry (250 yards) at Houston, 1/3/21 (W)

**By Opponents**—Le'Veon Bell (204 yards) vs. Pittsburgh, 11/17/14 (L)

### 150 YARDS RUSHING

**By Titans**—Derrick Henry (250 yards) at Houston, 1/3/21 (W)

**By Opponents**—Dalvin Cook (181 yards), at Minnesota, 9/27/20 (W)

### 100 YARDS RUSHING

**By Titans**—Derrick Henry (250 yards) at Houston, 1/3/21 (W)

**By Opponents**—AJ Dillon (124 yards), at Green Bay, 12/27/20 (L)

### CONSECUTIVE 100-YARD RUSHING GAMES

**By Titans**—Derrick Henry at Jacksonville (215 yards), 12/13/20 (W); vs. Detroit (147), 12/20/20 (W)

### 30 OR MORE CARRIES

**By Titans**—Derrick Henry (34 att) at Houston, 1/3/21 (W)

**By Opponents**—Melvin Gordon (32 carries) at San Diego, 11/6/16 (L)

### RUSHING PLAY OF 80 OR MORE YARDS

**By Titans**—Derrick Henry (94 yards) vs. Houston, 10/18/20 (W)

**By Opponents**—Lamar Miller (97 yards), at Houston, 11/26/18 (L)

### RUSHING PLAY OF 50 OR MORE YARDS

**By Titans**—Derrick Henry (52 yards) at Houston, 1/3/21 (W)

**By Opponents**—Aaron Jones (59 yards), at Green Bay, 12/27/20 (L)

### THREE TOUCHDOWNS RUSHING

**By Titans**—Derrick Henry (3) at Indianapolis, 11/29/20 (W)

**By Opponents**—Corey Dillon (4) at Cincinnati, 12/4/97 (L)

### TWO TOUCHDOWNS RUSHING

**By Titans**—Ryan Tannehill (2) and Derrick Henry (2) at Houston, 1/3/21 (W)

**By Opponents**—AJ Dillon (2), at Green Bay, 12/27/20 (L)

## INDIVIDUAL PASSING

### 400 YARDS PASSING

**By Titans**—Ryan Fitzpatrick (402 yards) vs. Arizona, 12/15/13 (L)

**By Opponents**—Patrick Mahomes (446 yards), vs. Kansas City, 11/10/19 (W)

### 300 YARDS PASSING

**By Titans**—Ryan Tannehill (389 yards) vs. Cleveland, 12/6/20 (L)

**By Opponents**—Deshaun Watson (365 yards), at Houston, 1/3/21 (W)

### CONSECUTIVE 300-YARD PASSING GAMES

**By Titans**—Matt Hasselbeck vs. Baltimore (358 yards), 9/18/11 (W), vs. Denver (311 yards), 9/25/11 (W)

### FIVE TOUCHDOWN PASSES

**By Titans**—Steve McNair vs. Jacksonville, 12/26/99 (W)

**By Opponents**—Blake Bortles vs. Jacksonville, 12/6/15 (W)

### FOUR TOUCHDOWN PASSES

**By Titans**—Ryan Tannehill vs. Houston, 10/18/20 (W)

**By Opponents**—Aaron Rodgers, at Green Bay, 12/27/20 (L)

### 50 OR MORE PASS ATTEMPTS

**By Titans**—Zach Mettenberger (51 att) vs. Houston, 12/27/15 (L)

**By Opponents**—Nick Foles (52 att), vs. Chicago, 11/8/20 (W)

### 40 OR MORE PASS ATTEMPTS

**By Titans**—Ryan Tannehill (45 att) vs. Cleveland, 12/6/20 (L)

**By Opponents**—Philip Rivers (42 att), at Indianapolis, 11/29/20 (W)

### 30 OR MORE COMPLETIONS

**By Titans**—Ryan Tannehill (30 comp) vs. Houston, 10/18/20 (W)

**By Opponents**—Nick Foles (36 comp), vs. Chicago, 11/8/20 (W)

### NO SACKS ALLOWED

**By Titans**—vs. Buffalo, 10/13/20 (W)

**By Opponents**—vs. Detroit, 12/20/20 (W)

### COMPLETION OF 80 OR MORE YARDS

**By Titans**—Ryan Tannehill (91 yards) at Oakland, 12/8/19 (W)

**By Opponents**—Jared Goff (80 yards), vs. Los Angeles Rams, 12/24/17 (L)

### COMPLETION OF 50 OR MORE YARDS

**By Titans**—Ryan Tannehill (52 yards) at Houston, 1/3/21 (W)

**By Opponents**—Baker Mayfield (75 yards), vs. Cleveland, 12/6/20 (L)

## INDIVIDUAL RECEIVING

### 200 YARDS RECEIVING

**By Titans**—Kenny Britt (225 yards) vs. Philadelphia, 10/24/10 (W)

**By Opponents**—DeAndre Hopkins (238 yards) at Houston, 11/30/14 (L)

### 150 YARDS RECEIVING

**By Titans**—A.J. Brown (151 yards) at Houston, 1/3/21 (W)

**By Opponents**—Brandin Cooks (166 yards), at Houston, 1/3/21 (W)

### 100 YARDS RECEIVING

**By Titans**—A.J. Brown (151 yards) at Houston, 1/3/21 (W)

**By Opponents**—Brandin Cooks (166 yards), at Houston, 1/3/21 (W)

### CONSECUTIVE 100-YARD RECEIVING GAMES

**By Titans**—A.J. Brown at Oakland (153 yards), 12/8/19 (W), vs. Houston (114 yards), 12/15/19 (L)

### 10 OR MORE RECEPTIONS

**By Titans**—A.J. Brown (10 rec.) at Houston, 1/3/21 (W)

**By Opponents**—Brandin Cooks (11 rec.), at Houston, 1/3/21 (W)

### RECEPTION OF 80 OR MORE YARDS

**By Titans**—A.J. Brown (91 yards) at Oakland, 12/8/19 (W)

**By Opponents**—Todd Gurley (80 yards), vs. Los Angeles Rams, 12/24/17 (L)

## REGULAR SEASON: THE LAST TIME THE TENNESSEE TITANS ...

### RECEPTION OF 50 OR MORE YARDS

**By Titans**—A.J. Brown (52 yards) at Houston, 1/3/21 (W)

**By Opponents**—Donovan Peoples-Jones (75 yards), vs. Cleveland, 12/6/20 (L)

### THREE TOUCHDOWN RECEPTIONS

**By Titans**—Kenny Britt vs. Philadelphia, 10/24/10 (W)

**By Opponents**—Davante Adams, at Green Bay, 12/27/20 (L)

### TWO TOUCHDOWN RECEPTIONS

**By Titans**—A.J. Brown vs. Houston, 10/18/20 (W)

**By Opponents**—Brandin Cooks, at Houston, 1/3/21 (W)

## COMBINED OFFENSIVE PERFORMANCES BY TEAMMATES

### 100-YARD RUSHER AND 100-YARD RECEIVER IN A GAME

**By Titans**—Derrick Henry (250 rush.) and A.J. Brown (151 rec.) at Houston, 1/3/21 (W)

**By Opponents**—AJ Dillon (124 rush.) and Davante Adams (142 rec.), at Green Bay, 12/27/20 (L)

**By One Player (Opponent)**—Todd Gurley (118 rush. and 158 receiving), vs. Los Angeles Rams, 12/24/17 (L)

### 100-YARD RUSHER, 100-YARD RECEIVER AND 300-YARD PASSER IN A GAME

**By Titans**—Derrick Henry (212 rush.), Anthony Firkser (113 rec.) and Ryan Tannehill (366 pass.) vs. Houston, 10/18/20 (W)

**By Opponents**—Todd Gurley (118 rush. and 158 rec.) and Jared Goff (301 pass.), vs. Los Angeles Rams, 12/24/17 (L)

### 300-YARD PASSER AND 100-YARD RECEIVER IN A GAME

**By Titans**— Ryan Tannehill (389 pass.) and Corey Davis (182 rec.) vs. Cleveland, 12/6/20 (L)

**By Opponents**—Deshaun Watson (365 pass.), Brandin Cooks (166 rec.), at Houston, 1/3/21 (W)

### 100-YARD RUSHER AND 300-YARD PASSER IN A GAME

**By Titans**—Derrick Henry (212 rush.) and Ryan Tannehill (366 pass.) vs. Houston, 10/18/20 (W)

**By Opponents**— Gardner Minshew II (339 pass.) and James Robinson (102 rush.), vs. Jacksonville, 9/20/20 (W)

### TWO 100-YARD RUSHERS IN A GAME

**By Titans**—Chris Johnson (125 yards) and LenDale White (106 yards) at Detroit, 11/27/08 (W)

**By Opponents**—Arian Foster (115 yards) and Ben Tate (104 yards) vs. Houston, 10/23/11 (L)

### TWO 100-YARD RECEIVERS IN A GAME

**By Titans**—Justin Hunter (109 yards) and Kendall Wright (103 yards) at Oakland, 11/24/13 (W)

**By Opponents**—Zach Ertz (112 rec.) and Alshon Jeffery (105 rec.), vs. Philadelphia, 9/30/18 (W)

## INDIVIDUAL DEFENSE

### INTERCEPTION RETURNED FOR TOUCHDOWN

**By Titans**—Malcolm Butler (38 yards) at Cleveland, 9/8/19 (W)

**By Opponents**—Trumaine Johnson (31 yards), vs. New York Jets, 12/2/18 (W)

### FUMBLE RETURNED FOR TOUCHDOWN

**By Titans**—Desmond King II (63 yards) vs. Chicago, 11/8/20 (W)

**By Opponents**—Yannick Ngakoue (67 yards) vs. Jacksonville, 12/31/17 (W)

### SAFETY SCORED

**By Titans**—Browns quarterback Baker Mayfield sacked in end zone by Cameron Wake, at Cleveland, 9/8/19 (W)

**By Opponents**—Ryan Tannehill sacked in end zone by Romeo Okwara vs. Detroit, 12/20/20 (W)

### THREE INTERCEPTIONS

**By Titans**—Kevin Byard (3) at Cleveland, 10/22/17 (W)

**By Opponents**—Glover Quin (3) at Houston, 11/28/10 (L)

### TWO INTERCEPTIONS

**By Titans**—Malcolm Butler (2) vs. Buffalo, 10/13/20 (W)

**By Opponents**—Reshad Jones at Miami, 9/9/18 (L)

### THREE SACKS

**By Titans**—Jason Jones (3.5) vs. Pittsburgh, 12/21/08 (W)

**By Opponents**—Jordan Phillips, vs. Buffalo, 10/6/19 (L)

## POSTSEASON: THE LAST TIME THE TENNESSEE TITANS ...

### GAMES WON (PLAYOFFS)

#### WON BY SCORING IN THE LAST TWO MINUTES OF REGULATION

**By Titans**—Gary Anderson 46-yard field goal with 0:29 remaining, at Baltimore, 1/3/04 (W)

**By Opponents**—Matt Stover 43-yard field goal with 0:53 remaining, vs. Baltimore, 1/10/09 (L)

#### WON OVERTIME GAME

**By Titans**—Tennessee 34, vs. Pittsburgh 31, 1/11/03 (W)

**By Opponents**—at Buffalo 41, Houston 38, 1/3/93 (L)

#### WON BY 20 OR MORE POINTS

**By Titans/Oilers**—Never Happened

**By Opponents**—at New England 35, Tennessee 14, 1/13/18 (L)

#### WON BY SHUTOUT

**By Titans/Oilers**—Never Happened

**By Opponents**—Never Happened

### TEAM SCORING (PLAYOFFS)

#### SCORED 50 POINTS

**By Titans/Oilers**—Never Happened

**By Opponents**—at Oakland 56, Houston 7, 12/21/69 (L)

#### SCORED 40 POINTS

**By Titans/Oilers**—Never Happened

**By Opponents**—at Oakland 41, Tennessee 24, 1/19/03 (L)

#### SCORED 20 POINTS IN A QUARTER

**By Titans**—Never in Titans era (since 1999)

**By Oilers**—21 points in second quarter, at Buffalo, 1/3/93 (L)

**By Opponents**—21 points in second quarter, at New England, 1/13/18 (L)

#### SCORED 30 POINTS IN A HALF

**By Titans/Oilers**—Never Happened

**By Opponents**—35 points in second half, at Buffalo, 1/3/93 (L)

### SCORED TOUCHDOWNS ON OFFENSE, DEFENSE AND SPECIAL TEAMS

**By Titans/Oilers**—Never Happened

**By Opponents**—Never Happened

### SCORED A TOUCHDOWN ON FIRST OFFENSIVE POSSESSION

**By Titans**—Anthony Firkser 12-yard pass from Ryan Tannehill, at New England, 1/4/20 (W)

**By Opponents**—Bethel Johnson 41-yard pass from Tom Brady, at New England, 1/10/04 (L)

## TEAM YARDAGE TOTALS (PLAYOFFS)

### 500 TOTAL NET YARDS

**By Titans/Oilers**—Never Happened

**By Opponents**—at Baltimore (530 yards), 1/11/20 (W)

### 400 TOTAL NET YARDS

**By Titans**—vs. Pittsburgh (430 yards), 1/11/03 (W)

**By Opponents**—vs Baltimore (401 yards), 1/10/21 (L)

2020 RECAP

DRAFT

TEAM NOTES

PLAYER NOTES

STATISTICS

ROSTERS

## POSTSEASON: THE LAST TIME THE TENNESSEE TITANS ...

### TEAM DEFENSE (PLAYOFFS)

#### HELD OPPONENT WITHOUT A TOUCHDOWN

**By Titans**—Never in Titans era (since 1999)

**By Oilers**—Houston 10, at San Diego 3, 12/24/61 (W)

**By Opponents**—at San Diego 17, Tennessee 6, 1/6/08 (L)

#### HELD OPPONENT TO 200 OR FEWER NET YARDS OF OFFENSE

**By Titans**—vs. Baltimore (134 net yards), 1/7/01 (L)

**By Opponents**—vs. Buffalo (194 net yards), 1/8/00 (W)

#### HELD OPPONENT TO 50 OR FEWER YARDS RUSHING

**By Titans**—vs. Baltimore (50 yards), 1/10/09 (L)

**By Opponents**—vs. Kansas City (39 yards), 1/16/94 (L)

#### HELD OPPONENT TO 100 OR FEWER NET YARDS PASSING

**By Titans**—vs. Buffalo (97 net yards), 1/8/00 (W)

**By Opponents**—at Baltimore (83 net yards), 1/11/20 (W)

#### SEVEN OR MORE SACKS BY TEAM

**By Titans/Oilers**—Never Happened

**By Opponents**—at New England (8 sacks), 1/13/18 (L)

### SPECIAL TEAMS (PLAYOFFS)

#### KICKOFF RETURNED FOR TOUCHDOWN

**By Titans**—Derrick Mason (80 yards) at Jacksonville, 1/23/00 (W)

**By Opponents**—Never Happened

#### RETURNED OPENING KICKOFF FOR TOUCHDOWN

**By Titans/Oilers**—Never Happened

**By Opponents**—Never Happened

#### PUNT RETURNED FOR TOUCHDOWN

**By Titans/Oilers**—Never Happened

**By Opponents**—Never Happened

#### FIELD GOAL BLOCKED

**By Titans/Oilers**—Never Happened

**By Opponents**—Richard Seymour at New England (Gary Anderson), 1/10/04 (L)

#### FIELD GOAL BLOCKED, RETURNED FOR TD

**By Titans/Oilers**—Never Happened

**By Opponents**—Anthony Mitchell (90 yards) vs. Baltimore (Al Del Greco's FG blocked by Keith Washington), 1/7/01 (L)

#### PUNT BLOCKED

**By Titans**—Chris Coleman vs. Baltimore (Kyle Richardson, twice), 1/7/01 (L)

**By Opponents**—Jerry Olsavsky vs. Pittsburgh (Greg Montgomery), 12/31/89 (L)

#### PUNT BLOCKED AND RETURNED FOR TD

**By Titans/Oilers**—Never Happened

**By Opponents**—Never Happened

#### FIVE FIELD GOALS

**By Titans/Oilers**—Never Happened

**By Opponents**—Never Happened

#### FOUR FIELD GOALS

**By Titans**—Al Del Greco at Indianapolis, 1/16/00 (W)

**By Opponents**—Gary Anderson (OT) vs. Pittsburgh, 12/31/89 (L)

#### THREE FIELD GOALS

**By Titans**—Al Del Greco (4) at Indianapolis, 1/16/00 (W)

**By Opponents**—Jeff Reed vs. Pittsburgh, 1/11/03 (W)

#### MISSED PAT (KICK)

**By Titans/Oilers**—Never Happened

**By Opponents**—David Treadwell (Wide Left) at Denver, 1/4/92 (L)

### TWO-POINT CONVERSIONS (PLAYOFFS)

#### TWO-POINT CONVERSION MADE

**By Titans/Oilers**—Never Happened

**By Opponents**—Plaxico Burress (pass from Hines Ward) vs. Pittsburgh, 1/11/03 (W)

#### TWO-POINT CONVERSION FAILED

**By Titans**—at New England (run failed), 1/4/20 (W)

**By Opponents**—at Baltimore (pass failed), 1/11/20 (W)

### INDIVIDUAL OFFENSIVE PERFORMANCES (PLAYOFFS)

#### INDIVIDUAL WITH 200 SCRIMMAGE YARDS

**By Titans**—Derrick Henry (202 yards) at Baltimore, 1/11/20 (W)

**By Opponents**—Never Happened

#### RUSHING TOUCHDOWN AND RECEIVING TOUCHDOWN

**By Titans**—Never in Titans era (since 1999)

**By Oilers**—Allen Pinkett at Cleveland, 12/24/88 (W)

**By Opponents**—James White at New England, 1/13/18 (L)

#### RUSHING TOUCHDOWN AND PASSING TOUCHDOWN

**By Titans**—Ryan Tannehill at Baltimore, 1/11/20 (W)

**By Opponents**—Patrick Mahomes at Kansas City, 1/19/20 (L)

### INDIVIDUAL RUSHING (PLAYOFFS)

#### 200 YARDS RUSHING

**By Titans/Oilers**—Never Happened

**By Opponents**—Never Happened

#### 150 YARDS RUSHING

**By Titans**—Derrick Henry (195 yards) at Baltimore, 1/11/20 (W)

**By Opponents**—Paul Lowe (165 yards) vs. Los Angeles Chargers, 1/1/61 (W)

#### 100 YARDS RUSHING

**By Titans**—Derrick Henry (195 yards) at Baltimore, 1/11/20 (W)

**By Opponents**—Lamar Jackson (136 yards), vs. Baltimore, 1/10/21 (L)

#### CONSECUTIVE 100-YARD RUSHING GAMES

**By Titans**—Derrick Henry at New England (182 yards), 1/4/20 (W), at Baltimore (195 yards), 1/11/20 (W)

#### 30 OR MORE CARRIES

**By Titans**—Derrick Henry (30) at Baltimore, 1/11/20 (W)

**By Opponents**—Never Happened

#### RUSHING PLAY OF 80 OR MORE YARDS

**By Titans/Oilers**—Never Happened

**By Opponents**—Never Happened

#### RUSHING PLAY OF 50 OR MORE YARDS

**By Titans**—Derrick Henry (66 yards) at Baltimore, 1/11/20 (W)

**By Opponents**—Never Happened

#### THREE TOUCHDOWNS RUSHING

**By Titans/Oilers**—Never Happened

**By Opponents**—Never Happened

#### TWO TOUCHDOWNS RUSHING

**By Titans**—Steve McNair at Oakland, 1/19/03 (L)

**By Opponents**—Antowain Smith vs. Buffalo, 1/8/00 (W)

### INDIVIDUAL PASSING (PLAYOFFS)

#### 400 YARDS PASSING

**By Titans/Oilers**—Never Happened

**By Opponents**—Kurt Warner (414 yards) vs. St. Louis, 1/30/00 (L)

#### 300 YARDS PASSING

**By Titans**—Steve McNair (338 yards) vs. Pittsburgh, 1/11/03 (W)

**By Opponents**—Lamar Jackson (365 yards), at Baltimore, 1/11/20 (W)

#### CONSECUTIVE 300-YARD PASSING GAMES

**Playoffs:**

**By Titans/Oilers**—Never Happened

## POSTSEASON: THE LAST TIME THE TENNESSEE TITANS ...

### FIVE TOUCHDOWN PASSES

**By Titans/Oilers**—Never Happened

**By Opponents**—Daryle Lamonica (6) at Oakland, 12/21/69 (L)

### FOUR TOUCHDOWN PASSES

**By Titans**—Never in Titans era (since 1999)

**By Oilers**—Warren Moon at Buffalo, 1/3/93 (L)

**By Opponents**—Frank Reich at Buffalo, 1/3/93 (L)

### 50 OR MORE PASS ATTEMPTS

**By Titans**—Never in Titans era (since 1999)

**By Oilers**—Warren Moon (50 att) at Buffalo, 1/3/93 (L)

**By Opponents**—Lamar Jackson (59 att), at Baltimore, 1/11/20 (W)

### 40 OR MORE PASS ATTEMPTS

**By Titans**—Kerry Collins (42 att) vs. Baltimore, 1/10/09 (L)

**By Opponents**—Lamar Jackson (59 att), at Baltimore, 1/11/20 (W)

### 30 OR MORE COMPLETIONS

**By Titans**—Never in Titans era (since 1999)

**By Oilers**—Warren Moon (32 comp) vs. Kansas City, 1/16/94 (L)

**By Opponents**—Lamar Jackson (31 comp), at Baltimore, 1/11/20 (W)

### NO SACKS ALLOWED

**By Titans**—at Baltimore, 1/3/04 (W)

**By Opponents**—at New England, 1/4/20 (W)

### COMPLETION OF 80 OR MORE YARDS

**By Titans/Oilers**—Never Happened

**By Opponents**—Never Happened

### COMPLETION OF 50 OR MORE YARDS

**By Titans**—Never in Titans era (since 1999)

**By Oilers**—Dan Pastorini (71 yards) at New England, 12/31/78 (L)

**By Opponents**—Patrick Mahomes (60 yards), at Kansas City, 1/19/20 (L)

## INDIVIDUAL RECEIVING (PLAYOFFS)

### 200 YARDS RECEIVING

**By Titans/Oilers**—Never Happened

**By Opponents**—Never Happened

### 150 YARDS RECEIVING

**By Titans/Oilers**—Never Happened

**By Opponents**—Isaac Bruce (162 yards) vs. St. Louis, 1/30/00 (L)

### 100 YARDS RECEIVING

**By Titans**—Justin Gage (135 yards) vs. Baltimore, 1/10/09 (L)

**By Opponents**—Marquise Brown (109 yards), vs. Baltimore, 1/10/21 (L)

### CONSECUTIVE 100-YARD RECEIVING GAMES

**By Titans**—Never in Titans era (since 1999)

**By Oilers**—Ernest Givins at Denver (111 yards), 1/4/92 (L), at Buffalo (117 yards), 1/3/93 (L)

### 10 OR MORE RECEPTIONS

**By Titans**—Justin Gage (11 rec.) vs. Baltimore, 1/10/09 (L)

**By Opponents**—Danny Amendola (11 rec.) at New England, 1/13/18 (L)

### RECEPTION OF 80 OR MORE YARDS

**By Titans/Oilers**—Never Happened

**By Opponents**—Never Happened

### RECEPTION OF 50 OR MORE YARDS

**By Titans**—Never in Titans era (since 1999)

**By Oilers**—Ken Burrough (71 yards) at New England, 12/31/78 (L)

**By Opponents**—Sammy Watkins (60 yards), at Kansas City, 1/19/20 (L)

### THREE TOUCHDOWN RECEPTIONS

**By Titans/Oilers**—Never Happened

**By Opponents**—Andre Reed at Buffalo, 1/3/93 (L)

### TWO TOUCHDOWN RECEPTIONS

**By Titans/Oilers**—Corey Davis at New England, 1/13/18 (L)

**By Opponents**—Tyreek Hill, at Kansas City, 1/19/20 (L)

## COMBINED OFFENSIVE PERFORMANCES BY TEAMMATES (PLAYOFFS)

### 100-YARD RUSHER AND 100-YARD RECEIVER IN A GAME

**By Titans/Oilers**—Never Happened

**By Opponents**—Lamar Jackson (136 rush.) and Marquise Brown (109 rec.), vs. Baltimore, 1/10/21 (L)

### 100-YARD RUSHER, 100-YARD RECEIVER AND 300-YARD PASSER IN A GAME

**By Titans/Oilers**—Never Happened

**By Opponents**—Lamar Jackson (143 rush.), Lamar Jackson (365 pass.) and Marquis Brown (126 rec.), at Baltimore, 1/11/20 (W)

### 300-YARD PASSER AND 100-YARD RECEIVER IN A GAME

**By Titans**—Steve McNair (338 pass.) and Frank Wycheck (123 rec.) vs. Pittsburgh, 1/11/03 (W)

**By Opponents**—Lamar Jackson (365 pass.) and Marquis Brown (126 rec.), at Baltimore, 1/11/20 (W)

### 100-YARD RUSHER AND 300-YARD PASSER IN A GAME

**By Titans/Oilers**—Never Happened

**By Opponents**—Lamar Jackson (143 rush. and 365 pass.), at Baltimore, 1/11/20 (W)

### TWO 100-YARD RUSHERS IN A GAME

**By Titans/Oilers**—Never Happened

**By Opponents**—Hewritt Dixon (144 yards) and Pete Banaszak (116 yards) at Oakland, 12/31/67 (L)

### TWO 100-YARD RECEIVERS IN A GAME

**By Titans**—Never in Titans era (since 1999)

**By Oilers**—Mike Barber (112 yards) and Ken Burrough (103 yards) at Miami, 12/24/78 (W)

**By Opponents**—Chris Chambers (121 yards) and Vincent Jackson (114 yards) at San Diego, 1/6/08 (L)

## INDIVIDUAL DEFENSE (PLAYOFFS)

### INTERCEPTION RETURNED FOR TOUCHDOWN

**By Titans**—Logan Ryan (9 yards) at New England, 1/4/20 (W)

**By Opponents**—Will Demps (56 yards), at Baltimore, 1/3/04 (W)

### FUMBLE RETURNED FOR TOUCHDOWN

**By Titans/Oilers**—Never Happened

**By Opponents**—Never Happened

### SAFETY SCORED

**By Titans**—Josh Evans and Jason Fisk (sacked Mark Brunell), at Jacksonville, 1/23/00 (W)

**By Opponents**—Dan Pastorini ran out of the End Zone, at Miami, 12/24/78 (W)

### THREE INTERCEPTIONS

**By Titans**—Never in Titans era (since 1999)

**By Oilers**—Vernon Perry (4\*) at San Diego, 12/29/79 (W)

**By Opponents**—Never Happened

### TWO INTERCEPTIONS

**By Titans**—Never in Titans era (since 1999)

**By Oilers**—Bubba McDowell vs. N.Y. Jets, 12/29/91 (W)

**By Opponents**—Johnny Robinson vs. Dallas Texans, 12/23/62 (L)

### THREE SACKS

**By Titans**—Never in Titans era (since 1999)

**By Oilers**—Andy Dorris vs. Denver, 12/23/79 (W)

**By Opponents**—Willie McGinest at New England, 1/10/04 (L)



## LAST TIME IN A SEASON THE TITANS ...

### TEAM OFFENSE

Ranked 1st in Overall Offense — 1990  
 Ranked 1st in Rushing Offense — 1967 (AFL)  
 Ranked 1st in Passing Offense — 1992

### TEAM DEFENSE

Ranked 1st in Overall Defense — 2000  
 Ranked 1st in Rushing Defense — 2003  
 Ranked 1st in Passing Defense — 2000

### GAMES WON (REGULAR SEASON)

10 Wins — 2020 (11-5)  
 11 Wins — 2020 (11-5)  
 12 Wins — 2008 (13-3)  
 13 Wins — 2008 (13-3)

### ADVANCED IN PLAYOFFS

Wild Card Round — 2020  
 Divisional Round — 2019  
 Conference Championship — 2019  
 Super Bowl — 1999

### RUSHING

1,000 Yards — Derrick Henry (2,027), 2020  
 1,500 Yards — Derrick Henry (2,027), 2020  
 2,000 Yards — Derrick Henry (2,027), 2020  
 300 Attempts — Derrick Henry (378), 2020  
 400 Attempts — Eddie George (403), 2000  
 10 Touchdowns — Derrick Henry (17), 2020  
 15 Touchdowns — Derrick Henry (17), 2020

### PASSING

3,000 Yards — Ryan Tannehill (3,819), 2020  
 3,500 Yards — Ryan Tannehill (3,819), 2020  
 4,000 Yards — Warren Moon (4,690), 1991  
 400 Attempts — Ryan Tannehill (481), 2020  
 500 Attempts — Matt Hasselbeck (518), 2011  
 600 Attempts — Warren Moon (655), 1991  
 20 Touchdowns — Ryan Tannehill (33), 2020  
 30 Touchdowns — Ryan Tannehill (33), 2020  
 90.0 Passer Rating — Ryan Tannehill (106.5), 2020  
 100.0 Passer Rating — Ryan Tannehill (106.5), 2020

### RECEIVING

80 Receptions — Delanie Walker (94), 2015  
 90 Receptions — Delanie Walker (94), 2015  
 100 Receptions — Haywood Jeffires (100), 1991  
 1,000 Yards — A.J. Brown (1,075), 2020  
 1,500 Yards — Charlie Hennigan (1,546), 1964  
 10 Touchdowns — A.J. Brown (11), 2020  
 15 Touchdowns — Bill Groman (17), 1961

### SCORING

100 Points — Derrick Henry (104), Stephen Gostkowski (100), 2020  
 110 Points — Ryan Succop (136), 2017  
 120 Points — Ryan Succop (136), 2017  
 130 Points — Ryan Succop (136), 2017  
 30 Field Goals — Ryan Succop (35), 2017  
 35 Field Goals — Ryan Succop (35), 2017  
 10 Touchdowns — Derrick Henry (17), 2020  
 15 Touchdowns — Derrick Henry (17), 2020

### DEFENSE

7 Interceptions — Kevin Byard (8), 2017  
 8 Interceptions — Kevin Byard (8), 2017  
 9 Interceptions — Mike Reinfeldt (12), 1979  
 10 Interceptions — Mike Reinfeldt (12), 1979  
 10 Sacks — Brian Orakpo (10.5), 2016  
 12 Sacks — Jason Babin (12.5), 2010  
 14 Sacks — Jevon Kearse (14.5), 1999  
 150 Tackles — Wesley Woodyard (172), 2017  
 175 Tackles — Keith Bulluck (180), 2002  
 200 Tackles — Gregg Bingham (212), 1980

## TITANS RECORDS AT A GLANCE

Team record holders in major statistical categories

### SCORING

Points (Game) — 30 by Billy Cannon (5 TDs) at N.Y. Titans, 12/10/61  
 Points (Season) — 136 by Al Del Greco, 1998; by Ryan Succop, 2017  
 Points (Career) — 1,060 by Al Del Greco, 1991-00  
 Touchdowns (Game) — 5 by Billy Cannon at N.Y. Titans, 12/10/61  
 Touchdowns (Season) — 19 by Earl Campbell, 1979  
 Touchdowns (Career) — 74 by Eddie George, 1996-03  
 Field Goals (Game) — 8 by Rob Bironas at Hou., 10/21/07  
 Field Goals (Season) — 36 by Al Del Greco, 1998  
 Field Goals (Career) — 246 by Al Del Greco, 1991-00

### RUSHING

Rushing Yards (Game) — 250 by Derrick Henry at Hou., 1/3/21  
 Rushing Yards (Season) — 2,027 by Derrick Henry, 2020  
 Rushing Yards (Career) — 10,009 by Eddie George, 1996-03  
 Rushing Touchdowns (Game) — 4 by Earl Campbell vs. Mia., 11/20/78; Lorenzo White vs. Cle., 12/9/90; Derrick Henry vs. Jax, 12/6/18  
 Rushing Touchdowns (Season) — 19 by Earl Campbell, 1979  
 Rushing Touchdowns (Career) — 73 by Earl Campbell, 1978-84

### PASSING

Passing Yards (Game) — 527 by Warren Moon at K.C., 12/16/90  
 Passing Yards (Season) — 4,690 by Warren Moon, 1991  
 Passing Yards (Career) — 33,685 by Warren Moon, 1984-93  
 Passing Touchdowns (Game) — 7 by George Blanda vs. N.Y. Titans, 11/19/61  
 Passing Touchdowns (Season) — 36 by George Blanda, 1961  
 Passing Touchdowns (Career) — 196 by Warren Moon, 1984-93  
 Passer Rating (Game) — 158.3 by Chris Chandler at Cin., 9/24/95  
 Passer Rating (Season) — 117.5 by Ryan Tannehill, 2019  
 Passer Rating (Career) — 90.5 by Marcus Mariota, 2015-19

### RECEIVING

Receptions (Game) — 13 (three times, last by Drew Bennett at Oak., 12/19/04)  
 Receptions (Season) — 101 by Charlie Hennigan, 1964  
 Receptions (Career) — 542 by Ernest Givins, 1986-94  
 Receiving Yards (Game) — 272 by Charlie Hennigan at Bos., 10/13/61  
 Receiving Yards (Season) — 1,746 by Charlie Hennigan, 1961  
 Receiving Yards (Career) — 7,935 by Ernest Givins, 1986-94  
 Receiving Touchdowns (Game) — 3 (17 times, last by Kenny Britt vs. Phi., 10/24/10)  
 Receiving Touchdowns (Season) — 17 by Bill Groman, 1961  
 Receiving Touchdowns (Career) — 51 by Charlie Hennigan, 1960-66

### PUNTING

Punts (Game) — 11 (twice by Rich Camarillo, last at Pit., 12/3/95)  
 Punts (Season) — 96 by Rich Camarillo, 1994  
 Punts (Career) — 876 by Brett Kern, 2009-20

### PUNT RETURNS

Punt Return Yards (Game) — 160 by Darius Reynaud vs. Jax., 12/30/12  
 Punt Return Average (Season) — 15.4 by Billy Johnson, 1977  
 Punt Return Average (Career) — 13.2 by Billy Johnson, 1974-80

### KICKOFF RETURNS

Kickoff Return Yards (Game) — 240 by Bobby Jancik at Oak., 12/22/63  
 Kickoff Return Average (Season) — 31.7 by Darius Jennings, 2018  
 Kickoff Return Average (Career) — 26.5 by Bobby Jancik, 1962-67

### INTERCEPTIONS

Interceptions (Game) — 3 (nine times, last by Kevin Byard at Cle., 10/22/17)  
 Interceptions (Season) — 12 by Freddy Glick, 1963; by Mike Reinfeldt, 1979  
 Interceptions (Career) — 45 by Jim Norton, 1960-68

### SACKS

Sacks (Game) — 4 (five times, last by William Fuller vs. Pit., 11/28/93)  
 Sacks (Season) — 17 by Elvin Bethea, 1973  
 Sacks (Career) — 105 by Elvin Bethea, 1968-83



## TENNESSEE TITANS 2020 PARTICIPATION CHART – REGULAR SEASON

Player	9/14	9/20	9/27	10/13	10/18	10/25	11/1	11/8	11/12	11/22	11/29	12/6	12/13	12/20	12/27	1/3	Season Totals			
	@Den	Jax	@Min	Buf	Hou	Pit	@Cin	Chi	Ind	@Bal	@Ind	Cle	@Jax	Det	@GB	@Hou	GP	GS	DNP	IA
Ray, Wyatt	PS	PS	PS	PS	PS	PS	PS	P	PS	PS	PS	PS	IA	P	P	OLB	4	1	0	1
Raymond, Kalif	P	WR	P	WR	P	P	P	P	WR	P	P	P	P	R/C	P	P	15	3	0	0
Reed, Brooks	X	X	X	X	X	X	X	X	X	X	X	PS	PS	IA	OLB	P	2	1	0	1
Roberson, Derick	IA	IA	IA	IA	P	IA	IA	P	P	OLB	P	P	P	P	IA	IA	8	1	0	8
Rogers, Chester	X	X	PS	PS	PS	PS	PS	PS	PS	PS	PS	PS	PS	PS	PS	PS	0	0	0	0
Saffold III, Rodger	LG	LG	LG	LG	LG	LG	LG	LG	LG	IA	LG	LG	LG	LG	LG	LG	15	15	0	1
Sambrailo, Ty	P	P	P	P	P	LT	LT	LT	LT	LT	IR	IR	IR	IR	IR	IR	10	5	0	0
Siemian, Trevor	PS	PS	PS	PS	PS	PS	PS	PS	PS	X	X	X	X	X	X	X	0	0	0	0
Simmons, Jeffery	DT	DT	DT	R/C	DT	DT	DT	DT	DT	DT	DT	DT	DT	DT	DT	DT	15	15	0	0
Skipper, Tuzar	X	PS	PS	PS	PS	PS	PS	PS	PS	P	P	OLB	OLB	PS-I	PS-I	PS-I	4	2	0	0
Sloman, Sam	X	X	X	X	X	X	X	X	X	X	PS	PS	PS	PS	P	P	1	0	0	0
Smith, Jonnu	TE	TE	TE	TE	TE	TE	TE	TE	TE	TE	P	IA	TE	TE	TE	TE	15	14	0	1
Smith, Kobe	PS	PS	X	X	X	X	X	X	X	X	X	X	X	X	X	X	0	0	0	0
Smith, Maurice	X	PS	X	PS	PS	X	X	X	X	X	X	X	X	X	X	X	0	0	0	0
Smith, Tye	P	P	P	P	P	CB	IA	IR	IR	IR	P	P	CB	CB	P	P	12	3	0	1
Swaim, Geoff	IA	IA	IA	TE	P	P	IA	IA	TE	TE	TE	TE	TE	IA	TE	TE	10	8	0	6
Tannehill, Ryan	QB	QB	QB	QB	QB	QB	QB	QB	QB	QB	QB	QB	QB	QB	QB	QB	16	16	0	0
Tart, Tear	PS	PS	PS	PS	PS	PS	PS	P	P	P	P	P	SUS	P	DE	R/C	7	1	0	0
Tavecchio, Giorgio	X	X	X	X	X	X	X	X	PS	PS	X	X	X	X	X	X	0	0	0	0
Vaccaro, Kenny	SS	SS	SS	SS	SS	SS	SS	SS	SS	IA	SS	SS	IA	IA	SS	SS	13	13	0	3
Westbrook-Ikhine, Nick	IA	P	P	P	WR	P	P	P	P	P	P	IA	P	P	P	P	14	1	0	2
Wilson, Isaiah	R/C	R/C	R/C	R/C	IA	IA	IA	IA	IA	DNP	P	SUS	NFI	NFI	NFI	NFI	1	0	1	5
Woodside, Logan	DNP	DNP	DNP	DNP	DNP	DNP	DNP	DNP	P	P	P	DNP	P	P	P	DNP	6	0	10	0

Starters indicated by position (QB, RB, ILB, etc.); P = played but did not start; DNP = active but did not play; IA = inactive for game; PS = practice squad; PS-I = practice squad injured; P/SUS = practice squad/suspended; X = not on roster; IR = injured reserve; SUS = reserve/suspended; NFI = non-football illness; PUP = physically unable to perform; R/O = reserve/opt-out; R/C = reserve/COVID-19; R/PSC=reserve/practice squad COVID-19

## TENNESSEE TITANS 2020 PARTICIPATION CHART – POSTSEASON

Player	1/10	Postseason Totals				Player	1/10	Postseason Totals				Player	1/10	Postseason Totals			
	Bal	GP	GS	DNP	IA		Bal	GP	GS	DNP	IA		Bal	GP	GS	DNP	IA
Adams, Paul	PS	0	0	0	0	Hooker, Amani	P	1	0	0	0	Quessenberry, David	LT	1	1	0	0
Bates, Daren	P	1	0	0	0	Hudson, Tommy	PS	0	0	0	0	Ray, Wyatt	P	1	0	0	0
Batson, Cameron	P	1	0	0	0	Humphries, Adam	IR	0	0	0	0	Raymond, Kalif	P	1	0	0	0
Blasingame, Khari	FB	1	1	0	0	Jackson, Adoree'	CB	1	1	0	0	Reed, Brooks	P	1	0	0	0
Borders, Breon	IR	0	0	0	0	Jackson, Chris	IA	0	0	0	1	Roberson, Derick	IA	0	0	0	1
Brewer, Aaron	R/C	0	0	0	0	Johnson, Marcus	PS	0	0	0	0	Rogers, Chester	PS	0	0	0	0
Brown, A.J.	WR	1	1	0	0	Jones, Ben	C	1	1	0	0	Saffold III, Rodger	LG	1	1	0	0
Brown, Jayon	IR	0	0	0	0	Jones, DaQuan	NT	1	1	0	0	Sambrailo, Ty	IR	0	0	0	0
Brown, Miles	PS	0	0	0	0	Kalu, Joshua	P	1	0	0	0	Simmons, Jeffery	DT	1	1	0	0
Butler, Malcolm	CB	1	1	0	0	Kelly, Dennis	RT	1	1	0	0	Skipper, Tuzar	PS	0	0	0	0
Byard, Kevin	FS	1	1	0	0	Kemp, Brandon	PS	0	0	0	0	Sloman, Sam	PS	0	0	0	0
Clowney, Jadeveon	IR	0	0	0	0	Kern, Brett	P	1	0	0	0	Smith, Jonnu	TE	1	1	0	0
Compton, Will	P	1	0	0	0	King II, Desmond	P	1	0	0	0	Smith, Tye	P	1	0	0	0
Crawford, Jack	P	1	0	0	0	Kizer, DeShone	PS	0	0	0	0	Swaim, Geoff	TE	1	1	0	0
Cruikshank, Dane	IR	0	0	0	0	Landry III, Harold	OLB	1	1	0	0	Tannehill, Ryan	QB	1	1	0	0
Daniel, Trevor	PS	0	0	0	0	Lewan, Taylor	IR	0	0	0	0	Tart, Tear	R/C	0	0	0	0
Davis, Corey	P	1	0	0	0	Long Jr., David	ILB	1	1	0	0	Vaccaro, Kenny	SS	1	1	0	0
Davis, Nate	RG	1	1	0	0	McCann, Tucker	PS-I	0	0	0	0	Westbrook-Ikhine, Nick	P	1	0	0	0
Dickerson, Matt	DE	1	1	0	0	McKinney, Anthony	R/O	0	0	0	0	Wilson, Isaiah	NFI	0	0	0	0
Douglas, Jamil	P	1	0	0	0	McNichols, Jeremy	P	1	0	0	0	Woodside, Logan	DNP	0	0	1	0
Dzubnar, Nick	OLB	1	1	0	0	Milton, Chris	IR	0	0	0	0						
Evans, Darrynton	P	1	0	0	0	Munyer, Daniel	DNP	0	0	1	0						
Evans, Rashaan	ILB	1	1	0	0	Murchison, Larrell	P	1	0	0	0						
Firkser, Anthony	P	1	0	0	0	Newhouse, Marshall	P	1	0	0	0						
Foreman, D'Onta	IA	0	0	0	1	Orchard, Nate	PS	0	0	0	0						
Fulton, Kristian	P	1	0	0	0	Orr, Kareem	IA	0	0	0	1						
Gostkowski, Stephen	P	1	0	0	0	Orzech, Matt	PS	0	0	0	0						
Henry, Derrick	RB	1	1	0	0	Overton, Matt	P	1	0	0	0						
Hesse, Parker	PS	0	0	0	0	Perry, Seniorise	IA	0	0	0	1						
Hollister, Cody	PS	0	0	0	0	Pruitt, MyCole	P	1	0	0	0						

Starters indicated by position (QB, RB, ILB, etc.); P = played but did not start; DNP = active but did not play; IA = inactive for game; PS = practice squad; PS-I = practice squad injured; P/SUS = practice squad/suspended; X = not on roster; IR = injured reserve; SUS = reserve/suspended; NFI = non-football illness; PUP = physically unable to perform; R/O = reserve/opt-out; R/C = reserve/COVID-19; R/PSC=reserve/practice squad COVID-19

2020 RECAP

DRAFT

TEAM NOTES

PLAYER NOTES

STATISTICS

ROSTERS

# TENNESSEE TITANS 2020 GAME-BY-GAME STARTERS

## OFFENSE

Date	Opp	WR/TE	LT	LG	C	RG	RT	TE	TE/WR/FB	QB	WR	RB
Sept 14	@ Den	C. Davis (WR)	T. Lewan	R. Saffold	B. Jones	N. Davis	D. Kelly	J. Smith	M. Pruitt (TE)	R. Tannehill	A. Brown	D. Henry
Sept 20	Jax	C. Davis (WR)	T. Lewan	R. Saffold	B. Jones	N. Davis	D. Kelly	J. Smith	K. Blasingame (FB)	R. Tannehill	K. Raymond	D. Henry
Sept 27	@ Min	C. Davis (WR)	T. Lewan	R. Saffold	B. Jones	N. Davis	D. Kelly	J. Smith	C. Batson (WR)	R. Tannehill	A. Humphries	D. Henry
Oct 13	Buf	A. Firkser (TE)	T. Lewan	R. Saffold	B. Jones	N. Davis	D. Kelly	J. Smith	G. Swaim (TE)	R. Tannehill	K. Raymond	D. Henry
Oct 18	Hou	N. Westbrook-Ikhine (WR)	T. Lewan	R. Saffold	B. Jones	N. Davis	D. Kelly	J. Smith	K. Blasingame (FB)	R. Tannehill	A. Brown	D. Henry
Oct 25	Pit	C. Davis (WR)	T. Sambrailo	R. Saffold	B. Jones	N. Davis	D. Kelly	J. Smith	M. Pruitt (TE)	R. Tannehill	A. Brown	D. Henry
Nov 1	@ Cin	C. Davis (WR)	T. Sambrailo	R. Saffold	B. Jones	N. Davis	D. Kelly	J. Smith	M. Pruitt (TE)	R. Tannehill	A. Brown	D. Henry
Nov 8	Chi	C. Davis (WR)	T. Sambrailo	R. Saffold	B. Jones	N. Davis	D. Kelly	J. Smith	K. Blasingame (FB)	R. Tannehill	A. Brown	D. Henry
Nov 12	Ind	G. Swaim (TE)	T. Sambrailo	R. Saffold	B. Jones	N. Davis	D. Kelly	J. Smith	K. Blasingame (FB)	R. Tannehill	K. Raymond	D. Henry
Nov 22	@ Bal	G. Swaim (TE)	T. Sambrailo	<b>A. Brewer</b>	B. Jones	N. Davis	D. Kelly	J. Smith	K. Blasingame (FB)	R. Tannehill	A. Brown	D. Henry
Nov 29	@ Ind	C. Davis (WR)	D. Quessenberry	R. Saffold	B. Jones	N. Davis	D. Kelly	G. Swaim	K. Blasingame (FB)	R. Tannehill	A. Brown	D. Henry
Dec 6	Cle	C. Davis (WR)	D. Quessenberry	R. Saffold	B. Jones	N. Davis	D. Kelly	G. Swaim	M. Pruitt (TE)	R. Tannehill	A. Brown	D. Henry
Dec 13	@ Jax	C. Davis (WR)	D. Quessenberry	R. Saffold	B. Jones	N. Davis	D. Kelly	J. Smith	G. Swaim (TE)	R. Tannehill	A. Brown	D. Henry
Dec 20	Det	C. Davis (WR)	D. Quessenberry	R. Saffold	B. Jones	N. Davis	D. Kelly	J. Smith	K. Blasingame (FB)	R. Tannehill	A. Brown	D. Henry
Dec 27	@ GB	C. Davis (WR)	D. Quessenberry	R. Saffold	B. Jones	N. Davis	D. Kelly	J. Smith	G. Swaim (TE)	R. Tannehill	A. Brown	D. Henry
Jan 3	@ Hou	C. Davis (WR)	D. Quessenberry	R. Saffold	B. Jones	N. Davis	D. Kelly	J. Smith	G. Swaim (TE)	R. Tannehill	A. Brown	D. Henry
<b>PLAYOFFS</b>												
Jan 10	Bal	G. Swaim (TE)	D. Quessenberry	R. Saffold	B. Jones	N. Davis	D. Kelly	J. Smith	K. Blasingame (FB)	R. Tannehill	A. Brown	D. Henry

## DEFENSE

Date	Opp	DL/CB	NT	DT	OLB/CB	ILB	ILB	OLB	CB	CB	SS	FS
Sept 14	@ Den	<b>C. Jackson (DB)</b>	D. Jones	J. Simmons	J. Clowney (OLB)	R. Evans	J. Brown	H. Landry	M. Butler	J. Joseph	K. Vaccaro	K. Byard
Sept 20	Jax	J. Crawford (DE)	D. Jones	J. Simmons	J. Clowney (OLB)	R. Evans	J. Brown	H. Landry	M. Butler	J. Joseph	K. Vaccaro	K. Byard
Sept 27	@ Min	J. Crawford (DE)	D. Jones	J. Simmons	J. Clowney (OLB)	R. Evans	J. Brown	H. Landry	M. Butler	J. Joseph	K. Vaccaro	K. Byard
Oct 13	Buf	<b>C. Jackson (CB)</b>	D. Jones	J. Crawford (DE)	J. Clowney (OLB)	R. Evans	J. Brown	H. Landry	M. Butler	J. Joseph	K. Vaccaro	K. Byard
Oct 18	Hou	<b>K. Fulton (CB)</b>	D. Jones	J. Simmons	J. Clowney (OLB)	R. Evans	J. Brown	H. Landry	M. Butler	J. Joseph	K. Vaccaro	K. Byard
Oct 25	Pit	<b>K. Fulton (CB)</b>	D. Jones	J. Simmons	J. Clowney (OLB)	R. Evans	J. Brown	H. Landry	M. Butler	T. Smith	K. Vaccaro	K. Byard
Nov 1	@ Cin	<b>C. Jackson (DB)</b>	D. Jones	J. Simmons	J. Clowney (OLB)	R. Evans	J. Brown	H. Landry	M. Butler	J. Joseph	K. Vaccaro	K. Byard
Nov 8	Chi	J. Crawford (DE)	D. Jones	J. Simmons	B. Borders (CB)	R. Evans	J. Brown	H. Landry	M. Butler	D. King	K. Vaccaro	K. Byard
Nov 12	Ind	B. Borders (CB)	D. Jones	J. Simmons	J. Clowney (OLB)	R. Evans	J. Brown	H. Landry	M. Butler	D. King	K. Vaccaro	K. Byard
Nov 22	@ Bal	J. Crawford (DE)	D. Jones	J. Simmons	D. Roberson (OLB)	R. Evans	J. Brown	H. Landry	M. Butler	A. Hooker	B. Borders	K. Byard
Nov 29	@ Ind	J. Crawford (DE)	D. Jones	J. Simmons	B. Borders (CB)	R. Evans	W. Compton	H. Landry	M. Butler	D. King	K. Vaccaro	K. Byard
Dec 6	Cle	J. Crawford (DE)	D. Jones	J. Simmons	T. Skipper (OLB)	R. Evans	D. Long	H. Landry	M. Butler	B. Borders	K. Vaccaro	K. Byard
Dec 13	@ Jax	J. Crawford (DE)	D. Jones	J. Simmons	T. Skipper (OLB)	R. Evans	D. Long	H. Landry	M. Butler	T. Smith	A. Hooker	K. Byard
Dec 20	Det	J. Crawford (DE)	D. Jones	J. Simmons	D. King (CB)	R. Evans	D. Long	H. Landry	M. Butler	T. Smith	A. Hooker	K. Byard
Dec 27	@ GB	<b>T. Tart (DE)</b>	D. Jones	J. Simmons	B. Reed (OLB)	R. Evans	D. Long	H. Landry	M. Butler	A. Jackson	K. Vaccaro	K. Byard
Jan 3	@ Hou	D. King (CB)	D. Jones	J. Simmons	W. Ray (OLB)	R. Evans	D. Long	H. Landry	M. Butler	A. Jackson	K. Vaccaro	K. Byard
<b>PLAYOFFS</b>												
Jan 10	Bal	M. Dickerson (DT)	D. Jones	J. Simmons	N. Dzubnar (OLB)	R. Evans	D. Long	H. Landry	M. Butler	A. Jackson	K. Vaccaro	K. Byard

Bold denotes rookie

2020 RECAP

DRAFT

TEAM NOTES

PLAYER NOTES

STATISTICS

ROSTERS

## TENNESSEE TITANS 2020-2021 TRANSACTIONS

2020	
January 20	Signed <b>DE AMANI BLEDSOE</b> , <b>RB DALYN DAWKINS</b> , <b>LB NIGEL HARRIS</b> , <b>TE PARKER HESSE</b> , <b>C DANIEL MUNYER</b> , <b>CB KAREEM ORR</b> , <b>OL DAVID QUESSENBERRY</b> , <b>WR TREVION THOMPSON</b> , <b>RB SHAUN WILSON</b> and <b>QB LOGAN WOODSIDE</b> to future contracts
January 21	Signed <b>OLB JOSH SMITH</b> to a future contract
January 23	Signed <b>CB KENNETH DURDEN</b> to a future contract
January 30	Hired <b>ANTHONY MIDGET</b> as secondary coach
February 3	Signed <b>TE COLE HERDMAN</b> to a future contract
February 6	Hired <b>JIM HASLETT</b> as inside linebackers coach; elevated <b>RYAN CROW</b> to assistant special teams coach, <b>MATT EDWARDS</b> to defensive assistant and <b>SCOTT BOOKER</b> to safeties coach
February 24	Hired <b>ZAK KUHR</b> as defensive quality control
March 11	Terminated vested veteran <b>CB CHRIS MILTON</b>
March 12	Signed free agent <b>CB CHRIS MILTON</b> ; terminated vested veterans <b>RB DION LEWIS</b> and <b>OLB CAMERON WAKE</b>
March 13	Terminated vested veteran <b>K RYAN SUCCOP</b> ; terminated vested veteran <b>TE DELANIE WALKER</b> with failed physical
March 16	Designated <b>RB DERRICK HENRY</b> as the Franchise Player
March 19	Traded <b>DT JURRELL CASEY</b> to the Denver Broncos for their 2020 seventh-round selection (237th overall)
March 21	Signed unrestricted free agent <b>T DENNIS KELLY</b>
March 24	Signed unrestricted free agent <b>TE MYCOLE PRUITT</b>
March 25	Signed free agent <b>T TY SAMBRAILO</b>
March 26	Signed unrestricted free agent <b>LB NICK DZUBNAR</b>
March 31	Signed unrestricted free agent <b>OLB VIC BEASLEY JR.</b>
April 2	Signed <b>RB DERRICK HENRY</b> as the Franchise Player
April 8	Signed unrestricted free agent <b>DL JACK CRAWFORD</b>
April 10	Signed unrestricted free agent <b>OLB KAMALEI CORREA</b>
April 17	Signed free agent <b>OL AVERY GENNESY</b>
April 21	Signed unrestricted free agent <b>CB TYE SMITH</b>
April 23	Drafted <b>T ISAIAH WILSON</b> (first round, 29th overall)
April 24	Drafted <b>CB KRISTIAN FULTON</b> (second round, 61st overall) and <b>RB DARRYNTON EVANS</b> (third round, 93rd overall)
April 25	Drafted <b>DL LARRELL MURCHISON</b> (fifth round, 174th overall) and <b>QB COLE McDONALD</b> (seventh round, 224th overall); traded a 2020 seventh-round pick (237th overall) to the Kansas City Chiefs for their 2021 sixth-round pick; drafted <b>DB CHRIS JACKSON</b> (seventh round, 243rd overall)
April 29	Signed free agent <b>G ZAC KERIN</b>
April 30	Signed free agent <b>RB SENORISE PERRY</b>
May 1	Signed free agent <b>DB IBRAHEIM CAMPBELL</b>
May 6	Signed free agent <b>CB JOHNATHAN JOSEPH</b>
May 7	Signed the following undrafted free agents: <b>C AARON BREWER</b> , <b>LB CALE GARRETT</b> , <b>TE TOMMY HUDSON</b> , <b>LB KHAYLAN KEARSE-THOMAS</b> , <b>T BRANDON KEMP</b> , <b>WR MASON KINSEY</b> , <b>K TUCKER McCANN</b> , <b>T ANTHONY MCKINNEY</b> , <b>RB CAMERON SCARLETT</b> , <b>NT KOBE SMITH</b> , <b>DT TEAIR TART</b> , <b>WR NICK WESTBROOK-IKHINE</b> , <b>WR KRISTIAN WILKERSON</b> and <b>WR KYLE WILLIAMS</b>
May 27	Signed fifth-round choice <b>DL LARRELL MURCHISON</b> and seventh-round choice <b>DB CHRIS JACKSON</b>
June 22	Signed seventh-round choice <b>QB COLE McDONALD</b>
July 22	Signed third-round choice <b>RB DARRYNTON EVANS</b>
July 26	Terminated vested veteran <b>G ZAC KERIN</b> ; waived <b>DE AMANI BLEDSOE</b> , <b>LB NIGEL HARRIS</b> , <b>TE COLE HERDMAN</b> and <b>WR TREVION THOMPSON</b> ; waived <b>RB SHAUN WILSON</b> non-football injury
July 28	Signed second-round choice <b>CB KRISTIAN FULTON</b> ; terminated vested veteran <b>OLB JORDAN WILLIAMS</b> ; placed <b>LB JAYON BROWN</b> and <b>WR COREY DAVIS</b> on physically unable to perform; placed <b>OLB VIC BEASLEY JR.</b> on reserve/did not report; placed <b>T ANTHONY MCKINNEY</b> on reserve/voluntary opt-out; placed <b>T ISAIAH WILSON</b> on reserve/COVID-19
August 3	Signed first-round choice <b>T ISAIAH WILSON</b> ; activated <b>T ISAIAH WILSON</b> off reserve/COVID-19; signed free agent <b>G ZAC KERIN</b>
August 5	Moved <b>LB JAYON BROWN</b> from physically unable to perform to active roster
August 7	Activated <b>OLB VIC BEASLEY JR.</b> from reserve/did not report; placed <b>DL JACK CRAWFORD</b> on reserve/COVID-19
August 10	Placed <b>OLB JOSH SMITH</b> on reserve/COVID-19
August 11	Placed <b>OLB VIC BEASLEY JR.</b> on non-football injury; waived injured <b>OLB REGGIE GILBERT</b>
August 13	Signed free agent <b>OLB WYATT RAY</b>
August 16	Signed free agent <b>OLB JAMAL DAVIS II</b>
August 17	Moved <b>WR COREY DAVIS</b> from physically unable to perform to active roster
August 19	Waived <b>RB DALYN DAWKINS</b> , <b>TE PARKER HESSE</b> , <b>QB COLE McDONALD</b> and <b>WR KYLE WILLIAMS</b> ; signed free agents <b>WR KRISHAWN HOGAN</b> , <b>RB MARCUS MARSHALL</b> , <b>QB TREVOR SIEMIAN</b> and <b>TE GEOFF SWAIM</b>
August 20	Activated <b>DL JACK CRAWFORD</b> off reserve/COVID-19
August 22	Activated <b>OLB JOSH SMITH</b> off reserve/COVID-19; waived <b>OLB JOSH SMITH</b>
August 26	Waived <b>LB KHAYLAN KEARSE-THOMAS</b> and <b>RB CAMERON SCARLETT</b> ; signed free agent <b>RB JEREMY McNICHOLS</b>
August 27	Signed free agent <b>LB WILL COMPTON</b>
September 2	Waived <b>OL AVERY GENNESY</b> ; signed free agent <b>DB DOUG MIDDLETON</b>
September 3	Waived <b>K GREG JOSEPH</b> ; signed free agent <b>K STEPHEN GOSTKOWSKI</b>
September 5	Activated <b>OLB VIC BEASLEY JR.</b> from non-football injury; terminated vested veterans <b>DB IBRAHEIM CAMPBELL</b> , <b>G ZAC KERIN</b> , <b>DB DOUG MIDDLETON</b> , <b>CB CHRIS MILTON</b> , <b>RB SENORISE PERRY</b> , <b>QB TREVOR SIEMIAN</b> and <b>CB TYE SMITH</b> ; waived <b>OLB JAMAL DAVIS II</b> , <b>WR RASHARD DAVIS</b> , <b>CB KENNETH DURDEN</b> , <b>LB CALE GARRETT</b> , <b>WR KRISHAWN HOGAN</b> , <b>TE TOMMY HUDSON</b> , <b>DT JOEY IVIE</b> , <b>T BRANDON KEMP</b> , <b>WR MASON KINSEY</b> , <b>RB MARCUS MARSHALL</b> , <b>K TUCKER McCANN</b> , <b>RB JEREMY McNICHOLS</b> , <b>CB KAREEM ORR</b> , <b>T DAVID QUESSENBERRY</b> , <b>OLB WYATT RAY</b> , <b>NT KOBE SMITH</b> , <b>DT TEAIR TART</b> , <b>OLB D'ANDRE WALKER</b> , <b>WR NICK WESTBROOK-IKHINE</b> and <b>WR KRISTIAN WILKERSON</b>
September 6	Signed <b>OLB JAMAL DAVIS II</b> , <b>TE TOMMY HUDSON</b> , <b>T BRANDON KEMP</b> , <b>K TUCKER McCANN</b> , <b>RB JEREMY McNICHOLS</b> , <b>CB KAREEM ORR</b> , <b>T DAVID QUESSENBERRY</b> , <b>OLB WYATT RAY</b> , <b>QB TREVOR SIEMIAN</b> , <b>NT KOBE SMITH</b> , <b>CB TYE SMITH</b> , <b>DT TEAIR TART</b> and <b>WR NICK WESTBROOK-IKHINE</b> to the practice squad; placed <b>DB DANE CRUIKSHANK</b> on injured reserve; placed <b>T ISAIAH WILSON</b> on reserve/COVID-19; signed free agents <b>CB CHRIS MILTON</b> and <b>RB SENORISE PERRY</b>
September 7	Waived <b>WR CAMERON BATSON</b>
September 8	Signed free agent <b>OLB JADEVEON CLOWNEY</b> ; signed <b>DB CHRIS MILLER</b> to the practice squad; waived <b>OLB REGGIE GILBERT</b> from reserve/injured with an injury settlement
September 9	Signed <b>WR CAMERON BATSON</b> and <b>LB MALIK JEFFERSON</b> to the practice squad
September 13	Released <b>LB MALIK JEFFERSON</b> and <b>DB CHRIS MILLER</b> from the practice squad; signed <b>LB DAREN BATES</b> to the practice squad
September 14	Placed <b>CB ADOREE' JACKSON</b> on injured reserve; signed <b>CB TYE SMITH</b> from the practice squad to the active roster; activated <b>RB JEREMY McNICHOLS</b> and <b>WR NICK WESTBROOK-IKHINE</b> from the practice squad to the active roster standard elevation
September 15	Waived <b>WR CODY HOLLISTER</b> ; released <b>OLB JAMAL DAVIS II</b> from the practice squad; signed <b>OLB TUZAR SKIPPER</b> to the practice squad
September 16	Signed <b>WR NICK WESTBROOK-IKHINE</b> from the practice squad to the active roster
September 17	Signed <b>WR CODY HOLLISTER</b> , <b>DB PICASSO NELSON</b> and <b>DB MAURICE SMITH</b> to the practice squad
September 19	Activated <b>WR CAMERON BATSON</b> and <b>RB JEREMY McNICHOLS</b> from the practice squad to the active roster standard elevation
September 21	Released <b>DB PICASSO NELSON</b> , <b>DB MAURICE SMITH</b> and <b>NT KOBE SMITH</b> from the practice squad; signed <b>CB BREON BORDERS</b> , <b>CB GREG MABIN</b> and <b>WR CHESTER ROGERS</b> to the practice squad
September 23	Placed <b>RB SENORISE PERRY</b> on injured reserve; signed <b>RB JEREMY McNICHOLS</b> from the practice squad to the active roster
September 24	Placed <b>CB GREG MABIN</b> on practice squad reserve/COVID-19
September 26	Activated <b>WR CAMERON BATSON</b> from the practice squad to the active roster standard elevation
September 29	Placed <b>LS BEAU BRINKLEY</b> and <b>DL DaQUAN JONES</b> on reserve/COVID-19; placed <b>TE TOMMY HUDSON</b> on practice squad reserve/COVID-19; signed <b>RB D'ONTA FOREMAN</b> and <b>DB MAURICE SMITH</b> to the practice squad
September 30	Placed <b>OLB KAMALEI CORREA</b> on reserve/COVID-19
October 1	Placed <b>CB KRISTIAN FULTON</b> on reserve/COVID-19
October 2	Placed <b>WR ADAM HUMPHRIES</b> on reserve/COVID-19; placed <b>WR CAMERON BATSON</b> on practice squad reserve/COVID-19
October 3	Placed <b>DT JEFFERY SIMMONS</b> on reserve/COVID-19
October 5	Placed <b>FB/RB KHARI BLASINGAME</b> on reserve/COVID-19
October 7	Placed <b>WR COREY DAVIS</b> on reserve/COVID-19
October 8	Placed <b>TE MYCOLE PRUITT</b> on reserve/COVID-19; placed <b>CB BREON BORDERS</b> on practice squad reserve/COVID-19; placed <b>TE TOMMY HUDSON</b> on practice squad/suspended
October 10	Activated <b>T ISAIAH WILSON</b> from reserve/COVID-19 with an exemption; restored <b>CB GREG MABIN</b> to the practice squad from practice squad reserve/COVID-19
October 11	Activated <b>LS BEAU BRINKLEY</b> and <b>DL DaQUAN JONES</b> from reserve/COVID-19
October 12	Signed <b>LS MATT OVERTON</b> to the practice squad
October 13	Activated <b>OLB KAMALEI CORREA</b> and <b>CB KRISTIAN FULTON</b> from reserve/COVID-19; activated <b>LB DAREN BATES</b> , <b>WR CODY HOLLISTER</b> , <b>CB KAREEM ORR</b> and <b>OL DAVID QUESSENBERRY</b>

## TENNESSEE TITANS 2020-2021 TRANSACTIONS

	from the practice squad to the active roster COVID-19 replacement	<b>November 28</b>	Activated <b>P BRETT KERN</b> and <b>CB TYE SMITH</b> from reserve/injured, designated for return; activated <b>LB DAVID LONG JR.</b> from reserve/COVID-19; placed <b>DB CHRIS JACKSON</b> on reserve/COVID-19; signed <b>LS MATT OVERTON</b> from the practice squad to the active roster; activated <b>LB WILL COMPTON</b> from the practice squad to the active roster standard elevation; activated <b>OLB TUZAR SKIPPER</b> from the practice squad to the active roster COVID-19 replacement; signed <b>OLB BROOKS REED</b> to the practice squad
<b>October 14</b>	Activated <b>WR ADAM HUMPHRIES</b> from reserve/COVID-19; restored <b>WR CAMERON BATSON</b> to the practice squad from practice squad reserve/COVID-19	<b>November 30</b>	Waived <b>LS MATT ORZECH</b>
<b>October 15</b>	Activated <b>DT JEFFERY SIMMONS</b> from reserve/COVID-19; placed <b>RB DARRYNTON EVANS</b> on injured reserve; designated <b>DB DANE CRUIKSHANK</b> to return to practice; traded <b>OLB KAMALEI CORREA</b> and a 2021 seventh-round draft choice to the Jacksonville Jaguars for their 2021 sixth-round draft choice	<b>December 1</b>	Signed <b>LB WILL COMPTON</b> from the practice squad to the active roster
<b>October 16</b>	Activated <b>FB/RB KHARI BLASINGAME</b> from reserve/COVID-19	<b>December 2</b>	Signed <b>LS MATT ORZECH</b> to the practice squad
<b>October 17</b>	Activated <b>LB DAREN BATES</b> and <b>WR CAMERON BATSON</b> from the practice squad to the active roster COVID-19 replacement; activated <b>CB KAREEM ORR</b> from the practice squad to the active roster standard elevation	<b>December 5</b>	Activated <b>T MARSHALL NEWHOUSE</b> from the practice squad to the active roster standard elevation; activated <b>OLB TUZAR SKIPPER</b> from the practice squad to the active roster COVID-19 replacement; suspended <b>T ISIAAH WILSON</b> for one game
<b>October 19</b>	Placed <b>T TAYLOR LEWAN</b> on injured reserve; activated <b>WR COREY DAVIS</b> from reserve/COVID-19	<b>December 7</b>	Activated <b>RB DARRYNTON EVANS</b> from reserve/injured, designated for return; activated <b>T ISIAAH WILSON</b> from reserve/suspended by the club
<b>October 20</b>	Activated <b>TE MYCOLE PRUITT</b> from reserve/COVID-19; restored <b>CB BREON BORDERS</b> to the practice squad from practice squad reserve/COVID-19; released <b>CB GREG MABIN</b> and <b>DB MAURICE SMITH</b> from the practice squad; signed <b>TE PARKER HESSE</b> to the practice squad	<b>December 8</b>	Placed <b>WR ADAM HUMPHRIES</b> on injured reserve; placed <b>P TREVOR DANIEL</b> on practice squad reserve/COVID-19
<b>October 21</b>	Designated <b>CB ADOREE' JACKSON</b> to return to practice	<b>December 9</b>	Designated <b>CB KAREEM ORR</b> to return to practice; placed <b>T ISIAAH WILSON</b> on reserve/non-football illness
<b>October 24</b>	Activated <b>DB DANE CRUIKSHANK</b> from reserve/injured, designated for return; activated <b>LB DAREN BATES</b> and <b>OL DAVID QUENSENBERRY</b> from the practice squad to the active roster standard elevation	<b>December 10</b>	Activated <b>CB CHRIS JACKSON</b> from reserve/COVID-19
<b>October 26</b>	Terminated vested veteran <b>LB WILL COMPTON</b>	<b>December 11</b>	Signed <b>T MARSHALL NEWHOUSE</b> from the practice squad to the active roster
<b>October 27</b>	Signed <b>LB DAREN BATES</b> and <b>OL DAVID QUENSENBERRY</b> from the practice squad to the active roster; signed <b>T PAUL ADAMS</b> and <b>LB WILL COMPTON</b> to the practice squad	<b>December 12</b>	Placed <b>CB BREON BORDERS</b> on injured reserve; activated <b>CB KAREEM ORR</b> from reserve/injured; activated <b>OLB WYATT RAY</b> and <b>OLB TUZAR SKIPPER</b> from the practice squad to the active roster standard elevation
<b>October 28</b>	Designated <b>RB SENORISE PERRY</b> to return to practice	<b>December 15</b>	Activated <b>CB KRISTIAN FULTON</b> from reserve/injured, designated for return; placed <b>OLB TUZAR SKIPPER</b> on practice squad injured
<b>October 31</b>	Placed <b>CB KRISTIAN FULTON</b> on injured reserve; signed <b>CB KAREEM ORR</b> from the practice squad to the active roster; activated <b>CB BREON BORDERS</b> and <b>RB D'ONTA FOREMAN</b> from the practice squad to the active roster standard elevation	<b>December 19</b>	Placed <b>WR KALIF RAYMOND</b> on reserve/COVID-19; activated <b>C DANIEL MUNYER</b> and <b>OLB BROOKS REED</b> from the practice squad to the active roster standard elevation; activated <b>OLB WYATT RAY</b> from the practice squad to the active roster COVID-19 replacement; signed <b>OLB NATE ORCHARD</b> to the practice squad; restored <b>P TREVOR DANIEL</b> to the practice squad from practice squad reserve/COVID-19; placed <b>WR CODY HOLLISTER</b> on practice squad reserve/COVID-19
<b>November 2</b>	Waived <b>DT ISIAAH MACK</b> ; traded a 2021 sixth-round draft choice from the Jacksonville Jaguars to the Los Angeles Chargers for <b>CB DESMOND KING II</b>	<b>December 24</b>	Placed <b>CB CHRIS MILTON</b> on injured reserve; signed <b>OLB WYATT RAY</b> from the practice squad to the active roster; signed <b>WR RASHARD DAVIS</b> to the practice squad
<b>November 3</b>	Terminated vested veterans <b>LS BEAU BRINKLEY</b> and <b>CB JOHNATHAN JOSEPH</b>	<b>December 25</b>	Activated <b>WR KALIF RAYMOND</b> from reserve/COVID-19
<b>November 4</b>	Terminated vested veteran <b>OLB VIC BEASLEY JR.</b>	<b>December 26</b>	Activated <b>OLB BROOKS REED</b> from the practice squad to the active roster standard elevation
<b>November 5</b>	Signed <b>LS MATT ORZECH</b> from the Miami Dolphins' practice squad	<b>December 28</b>	Placed <b>K STEPHEN GOSTKOWSKI</b> on reserve/COVID-19
<b>November 7</b>	Placed <b>P BRETT KERN</b> and <b>CB TYE SMITH</b> on injured reserve; waived <b>C DANIEL MUNYER</b> ; signed free agent <b>P RYAN ALLEN</b> ; signed <b>WR CAMERON BATSON</b> , <b>CB BREON BORDERS</b> , <b>RB D'ONTA FOREMAN</b> and <b>DT TEAIR TART</b> from the practice squad to the active roster; activated <b>LS MATT OVERTON</b> and <b>OLB WYATT RAY</b> from the practice squad to the active roster standard elevation; placed <b>K TUCKER McCANN</b> on practice squad injured; signed <b>P TREVOR DANIEL</b> to the practice squad	<b>December 29</b>	Placed <b>P BRETT KERN</b> on reserve/COVID-19
<b>November 9</b>	Signed <b>CB GREG MABIN</b> to the practice squad	<b>December 30</b>	Restored <b>WR CODY HOLLISTER</b> to the practice squad from practice squad reserve/COVID-19
<b>November 10</b>	Signed <b>DL MILES BROWN</b> , <b>C DANIEL MUNYER</b> and <b>K GIORGIO TAVECCHIO</b> to the practice squad		
<b>November 11</b>	Placed <b>DB DANE CRUIKSHANK</b> on injured reserve; activated <b>CB ADOREE' JACKSON</b> from reserve/injured, designated for return		
<b>November 12</b>	Activated <b>P TREVOR DANIEL</b> and <b>LS MATT OVERTON</b> from the practice squad to the active roster standard elevation		
<b>November 13</b>	Activated <b>TE TOMMY HUDSON</b> to the practice squad from practice squad/suspended		
<b>November 16</b>	Placed <b>LB DAVID LONG JR.</b> on reserve/COVID-19; designated <b>RB DARRYNTON EVANS</b> to return to practice		
<b>November 17</b>	Terminated vested veteran <b>P RYAN ALLEN</b>		
<b>November 18</b>	Activated <b>RB SENORISE PERRY</b> from reserve/injured, designated for return		
<b>November 19</b>	Signed <b>P TREVOR DANIEL</b> from the practice squad to the active roster; signed <b>P RYAN ALLEN</b> to the practice squad		
<b>November 20</b>	Practice squad <b>QB TREVOR SIEMIAN</b> signed to the New Orleans Saints active roster		
<b>November 21</b>	Placed <b>OLB JADEVEON CLOWNEY</b> and <b>CB KAREEM ORR</b> on injured reserve; signed <b>CB GREG MABIN</b> from the practice squad to the active roster; activated <b>LB WILL COMPTON</b> and <b>OLB TUZAR SKIPPER</b> from the practice squad to the active roster standard elevation; activated <b>LS MATT OVERTON</b> from the practice squad to the active roster COVID-19 replacement		
<b>November 24</b>	Placed <b>LB JAYON BROWN</b> and <b>T TY SAMBRAILO</b> on injured reserve; waived <b>P TREVOR DANIEL</b> and <b>CB GREG MABIN</b> ; released <b>P RYAN ALLEN</b> and <b>K GIORGIO TAVECCHIO</b> from the practice squad; signed <b>QB DeSHONE KIZER</b> and <b>K SAM SLOMAN</b> to the practice squad; designated <b>CB KRISTIAN FULTON</b> , <b>P BRETT KERN</b> and <b>CB TYE SMITH</b> to return to practice		
<b>November 26</b>	Signed <b>P TREVOR DANIEL</b> to the practice squad		
<b>November 27</b>	Signed <b>T MARSHALL NEWHOUSE</b> to the practice squad		
			<b>2021</b>
		<b>January 2</b>	Activated <b>P BRETT KERN</b> from reserve/COVID-19; activated <b>K SAM SLOMAN</b> from the practice squad to the active roster standard elevation; activated <b>OLB BROOKS REED</b> from the practice squad to the active roster COVID-19 replacement
		<b>January 3</b>	Placed <b>DT TEAIR TART</b> on reserve/COVID-19
		<b>January 6</b>	Released <b>WR RASHARD DAVIS</b> from the practice squad; signed <b>WR MARCUS JOHNSON</b> to the practice squad; restored <b>OLB TUZAR SKIPPER</b> to the practice from practice squad injured
		<b>January 7</b>	Activated <b>K STEPHEN GOSTKOWSKI</b> from reserve/COVID-19; placed <b>G/C AARON BREWER</b> on reserve/COVID-19
		<b>January 11</b>	Signed <b>T PAUL ADAMS</b> , <b>WR RASHARD DAVIS</b> , <b>TE PARKER HESSE</b> , <b>WR CODY HOLLISTER</b> , <b>TE TOMMY HUDSON</b> , <b>LB JAN JOHNSON</b> , <b>T BRANDON KEMP</b> , <b>QB DeSHONE KIZER</b> , <b>K TUCKER McCANN</b> , <b>C DANIEL MUNYER</b> , <b>OLB NATE ORCHARD</b> , <b>LS MATT ORZECH</b> , <b>WR CHESTER ROGERS</b> and <b>OLB TUZAR SKIPPER</b> to future contracts
		<b>January 13</b>	Signed <b>TE JARED PINKNEY</b> to a future contract
		<b>January 14</b>	Signed <b>LB DAVIN BELLAMY</b> and <b>DT DAYLON MACK</b> to future contracts
		<b>January 15</b>	Offensive coordinator <b>ARTHUR SMITH</b> is named head coach of the Atlanta Falcons
		<b>January 18</b>	Activated <b>G/C AARON BREWER</b> and <b>DT TEAIR TART</b> from reserve/COVID-19
		<b>January 21</b>	Signed <b>WR MASON KINSEY</b> to a future contract
		<b>January 29</b>	Elevated <b>SHANE BOWEN</b> to defensive coordinator, <b>TODD DOWNING</b> to offensive coordinator, <b>RYAN CROW</b> to outside linebackers coach, <b>MATT EDWARDS</b> to assistant special teams coach and <b>LUKE STECKEL</b> to tight ends coach; hired <b>KENECHI UDEZE</b> as defensive line assistant
		<b>February 1</b>	Signed <b>DB MAURICE SMITH</b> to a future contract

## TENNESSEE TITANS UNOFFICIAL DEPTH CHART

### OFFENSE

<b>WR</b>	84	Corey Davis	<u>15</u>	<u>Nick Westbrook-Ikhine</u>	
<b>TE</b>	81	Jonnu Smith	85	MyCole Pruitt	86 Anthony Firkser
					87 Geoff Swaim
<b>LT</b>	72	David Quessenberry	78	Marshall Newhouse	
<b>LG</b>	76	Rodger Saffold III	75	Jamil Douglas	
<b>C</b>	60	Ben Jones	75	Jamil Douglas	
<b>RG</b>	64	Nate Davis	75	Jamil Douglas	
<b>RT</b>	71	Dennis Kelly	78	Marshall Newhouse	
<b>WR</b>	13	Cameron Batson	14	Kalif Raymond	
<b>WR</b>	11	A.J. Brown			
<b>QB</b>	17	Ryan Tannehill	5	Logan Woodside	
<b>RB</b>	22	Derrick Henry	28	Jeremy McNichols	<u>32</u> <u>Darrynton Evans</u>
			45	D'Onta Foreman	41 Khari Blasingame (FB)
					20 Seniorise Perry

### DEFENSE

<b>DE</b>	94	Jack Crawford	<u>91</u>	<u>Larrell Murchison</u>	
<b>NT</b>	90	DaQuan Jones	92	Matt Dickerson	
<b>DT</b>	98	Jeffery Simmons			
<b>OLB</b>	50	Derick Roberson	57	Wyatt Ray	
<b>ILB</b>	54	Rashaan Evans	56	Daren Bates	
<b>ILB</b>	51	David Long Jr.	53	Will Compton	49 Nick Dzubnar
<b>OLB</b>	58	Harold Landry III			
<b>CB</b>	25	Adoree' Jackson	33	Desmond King II	<u>26</u> <u>Kristian Fulton</u>
					36 Kareem Orr
<b>SS</b>	24	Kenny Vaccaro	46	Joshua Kalu	
<b>FS</b>	31	Kevin Byard	37	Amani Hooker	
<b>CB</b>	21	Malcolm Butler	23	Tye Smith	<u>35</u> <u>Chris Jackson</u>

### SPECIAL TEAMS

<b>K</b>	3	Stephen Gostkowski	6	Brett Kern	
<b>KO</b>	3	Stephen Gostkowski	6	Brett Kern	
<b>P</b>	6	Brett Kern	3	Stephen Gostkowski	
<b>H</b>	6	Brett Kern	5	Logan Woodside	
<b>PR</b>	14	Kalif Raymond	13	Cameron Batson	33 Desmond King II
<b>KOR</b>	<u>32</u>	<u>Darrynton Evans</u>	13	Cameron Batson	14 Kalif Raymond
<b>LS</b>	47	Matt Overton	60	Ben Jones	86 Anthony Firkser

Rookies are underlined

**Injured Reserve (starters when injured in italics):** CB Breon Borders, *ILB Jayon Brown*, *OLB Jadeveon Clowney*, DB Dane Cruikshank, *WR Adam Humphries*, CB Chris Milton, *T Taylor Lewan*, *T Ty Sambrailo*

**Reserve/Non-Football Illness:** T Isaiah Wilson (D1-2020)

**Reserve/COVID-19:** G/C Aaron Brewer, DT Tear Tart

**Reserve/Voluntary Opt-Out:** T Anthony McKinney

As of Jan. 10, 2021

## TITANS PRONUNCIATION GUIDE

Kevin **BYARD** (BY-urd); **JAMIL Douglas** (juh-MILL); **Nick DZUBNAR** (duh-ZOOB-nar); **Anthony FIRKSER** (FERK-sir); **Stephen GOSTKOWSKI** (gost-COW-ski); **DAQUAN Jones** (day-QUAN); **Joshua KALU** (kuh-LOO); **SENIORISE Perry** (suh-NAH-riss); **David QUESSENBERRY** (KWESS-en-berry); **Derick ROBERSON** (ROW-ber-son); **JONNU Smith** (JAH-new); **Ryan TANNEHILL** (TAN-uh-hill); **Nick Westbrook-IKHINE** (uh-KEEN-uh)

## TENNESSEE TITANS ROSTER BY EXPERIENCE

<u>15TH YEAR</u>		<u>6TH YEAR</u>		<u>3RD YEAR</u>		<u>1ST YEAR</u>	
Stephen Gostkowski	K	Nick Dzubnar	LB	Cameron Batson	WR	Jeremy McNichols	RB
		Adam Humphries (IR)	WR	Dane Cruikshank (IR)	DB	Kareem Orr	CB
		Senorise Perry	RB	Matt Dickerson	DE	Wyatt Ray	OLB
<u>13TH YEAR</u>		Ty Sambrailo (IR)	T	Jamil Douglas	G	Logan Woodside	QB
Brett Kern	P	Geoff Swaim	TE	Rashaan Evans	LB		
				Anthony Firkser	TE		
<u>11TH YEAR</u>				D'Onta Foreman	RB	<u>ROOKIE DRAFT PICKS</u>	
Marshall Newhouse	T	<u>5TH YEAR</u>		Harold Landry III	OLB	Darrynton Evans	CB
Rodger Saffold III	G	Kevin Byard	S	Kalif Raymond	WR	Kristian Fulton	RB
		Derrick Henry	RB			Chris Jackson	DB
		Chris Milton (IR)	CB			Larrell Murchison	DL
<u>9TH YEAR</u>		MyCole Pruitt	TE			Isaiah Wilson (NFI)	T
Jack Crawford	DL	Tye Smith	CB	<u>2ND YEAR</u>			
Ben Jones	C			Khari Blasingame	FB/RB	<u>ROOKIE FREE AGENTS</u>	
Dennis Kelly	T			Breon Borders (IR)	CB	Aaron Brewer (R/COVID-19)	G/C
Ryan Tannehill	QB	<u>4TH YEAR</u>		A.J. Brown	WR	Anthony McKinney (R/Opt-Out)	T
		Jayon Brown (IR)	LB	Nate Davis	OL	Teair Tart (R/COVID-19)	DT
<u>8TH YEAR</u>		Corey Davis	WR	Amani Hooker	DB	Nick Westbrook-Ikhine	WR
Daren Bates	LB	Adoree' Jackson	CB	Joshua Kalu	DB		
Matt Overton	LS	Desmond King II	CB	David Long Jr.	LB		
Kenny Vaccaro	S	Jonnu Smith	TE	David Quessenberry	OL	As of Jan. 10, 2021	
				Derick Roberson	OLB		
<u>7TH YEAR</u>				Jeffery Simmons	DT		
Malcolm Butler	CB						
Jadeveon Clowney (IR)	OLB						
Will Compton	LB						
DaQuan Jones	DL						
Taylor Lewan (IR)	T						

## TENNESSEE TITANS ROSTER BY DRAFT ROUND

<u>ROUND 1</u>			<u>ROUND 4</u>			<u>UNDRAFTED</u>		
Player	Pos.	Year	Player	Pos.	Year	Player	Pos.	Year
Isaiah Wilson (NFI)	T	2020	Amani Hooker	DB	2019	Aaron Brewer (R/COVID-19)	G/C	2020
Jeffery Simmons	DT	2019	Jamil Douglas	G	2015 (Mia)	Anthony McKinney (R/Opt-Out)	T	2020
Rashaan Evans	LB	2018	DaQuan Jones	DL	2014	Teair Tart (R/COVID-19)	DT	2020
Corey Davis	WR	2017	Ben Jones	C	2012 (Hou)	Nick Westbrook-Ikhine	WR	2020
Adoree' Jackson	CB	2017	Stephen Gostkowski	K	2006 (NE)	Khari Blasingame	FB/RB	2019 (Min)
Jadeveon Clowney (IR)	OLB	2014 (Hou)				Kareem Orr	CB	2019
Taylor Lewan (IR)	T	2014	<u>ROUND 5</u>			Wyatt Ray	OLB	2019 (Cle)
Kenny Vaccaro	S	2013 (NO)	<u>Player</u>	<u>Pos.</u>	<u>Year</u>	Derick Roberson	OLB	2019
Ryan Tannehill	QB	2012 (Mia)	Larrell Murchison	DL	2020	Cameron Batson	WR	2018
			Dane Cruikshank (IR)	DB	2018	Matt Dickerson	DE	2018
<u>ROUND 2</u>			Jayon Brown	LB	2017	Joshua Kalu	DB	2018
<u>Player</u>	<u>Pos.</u>	<u>Year</u>	Desmond King II	CB	2017 (LAC)	Breon Borders (IR)	CB	2017 (Oak)
Kristian Fulton	CB	2020	Jeremy McNichols	RB	2017 (TB)	Anthony Firkser	TE	2017 (NYJ)
A.J. Brown	WR	2019	MyCole Pruitt	TE	2015 (Min)	Chris Milton (IR)	CB	2016 (Ind)
Harold Landry III	OLB	2018	Tye Smith	CB	2015 (Sea)	Kalif Raymond	WR	2016 (Den)
Derrick Henry	RB	2016	Jack Crawford	DL	2012 (Oak)	Nick Dzubnar	LB	2015 (SD)
Ty Sambrailo	T	2015 (Den)	Dennis Kelly	T	2012 (Phi)	Adam Humphries (IR)	WR	2015 (TB)
Rodger Saffold III	G	2010 (StL)	Marshall Newhouse	T	2010 (GB)	Malcolm Butler	CB	2014 (NE)
						Senorise Perry	RB	2014 (Chi)
<u>ROUND 3</u>			<u>ROUND 6</u>			Daren Bates	LB	2013 (StL)
<u>Player</u>	<u>Pos.</u>	<u>Year</u>	<u>Player</u>	<u>Pos.</u>	<u>Year</u>	Will Compton	LB	2013 (Was)
Darrynton Evans	RB	2020	David Long Jr.	LB	2019	Brett Kern	P	2008 (Den)
Nate Davis	OL	2019	David Quessenberry	OL	2013 (Hou)	Matt Overton	LS	2007 (Sea)
D'Onta Foreman	RB	2017 (Hou)						
Jonnu Smith	TE	2017	<u>ROUND 7</u>					
Kevin Byard	S	2016	<u>Player</u>	<u>Pos.</u>	<u>Year</u>			
			Chris Jackson	DB	2020			
			Logan Woodside	QB	2018 (Cin)			
			Geoff Swaim	TE	2015 (Dal)			

As of Jan. 10, 2021



## HOW THE TENNESSEE TITANS WERE BUILT

YEAR	DRAFTEES (17)	FREE AGENTS (30)	TRADES/WAIVERS (4)
<b>2020</b>	CB Kristian Fulton (2) RB Darrynton Evans (3) DL Larrell Murchison (5) CB Chris Jackson (7b)	LB Nick Dzubnar (UFA-LAC) DL Jack Crawford (UFA-ATL) RB Senorise Perry (FA) WR Nick Westbrook-Ikhine (FA) TE Geoff Swaim (FA) RB Jeremy McNichols (FA) K Stephen Gostkowski (FA) OLB Wyatt Ray (FA) LB Will Compton (FA) LB Daren Bates (FA) RB D'Onta Foreman (FA) LS Matt Overton (FA) T Marshall Newhouse (FA)	CB Desmond King II (T-LAC)
<b>2019</b>	DT Jeffery Simmons (1) WR A.J. Brown (2) OL Nate Davis (3) DB Amani Hooker (4) LB David Long Jr. (6)	G Rodger Saffold III (UFA-LAR) QB Logan Woodside (FA) OLB Derick Roberson (FA) CB Kareem Orr (FA) FB/RB Khari Blasingame (FA)	QB Ryan Tannehill (T-MIA)
<b>2018</b>	LB Rashaan Evans (1) OLB Harold Landry III (2)	CB Malcolm Butler (UFA-NE) DE Matt Dickerson (FA) S Kenny Vaccaro (FA) WR Cameron Batson (FA) TE Anthony Firkser (FA) DB Joshua Kalu (FA) TE MyCole Pruitt (FA) OL David Quessenberry (FA) G/C Jamil Douglas (FA) WR Kalif Raymond (FA)	
<b>2017</b>	WR Corey Davis (1a) CB Adoree' Jackson (1b) TE Jonnu Smith (3b)	CB Tye Smith (FA)	
<b>2016</b>	RB Derrick Henry (2c) S Kevin Byard (3)	C Ben Jones (UFA-HOU)	T Dennis Kelly (T-PHI)
<b>2014</b>	DL DaQuan Jones (4a)		
<b>2009</b>			P Brett Kern (W-DEN)

**Reserve/Injured:** CB Breon Borders (FA-2020), ILB Jayon Brown (D5-2017), OLB Jadeveon Clowney (FA-2020), DB Dane Cruikshank (D5-2018), WR Adam Humphries (FA-2019), CB Chris Milton (FA-2020), T Taylor Lewan (D1-2014), T Ty Sambrailo (FA-2020)

**Reserve/Non-Football Illness:** T Isaiah Wilson (D1-2020)

**Reserve/COVID-19:** G/C Aaron Brewer (FA-2020), DT Teair Tart (FA-2020)

**Reserve/Voluntary Opt-Out:** T Anthony McKinney (FA-2020)

As of Jan. 10, 2021

## TENNESSEE TITANS POSITIONAL ROSTER - OFFENSE

### QUARTERBACKS (2)

17	Tannehill, Ryan	QB	6-4	217	7/27/88	9	Texas A&M	Big Spring, Texas	T (MIA)-'19
5	Woodside, Logan	QB	6-1	213	1/27/95	1	Toledo	Frankfort, Ky.	FA-'19

### RUNNING BACKS (6)

41	Blasingame, Khari	FB/RB	6-0	233	7/1/96	2	Vanderbilt	New Market, Ala.	FA-'19
32	Evans, Darrynton	RB	5-10	203	7/9/98	R	Appalachian State	Oak Hill, Fla.	D3-'20
45	Foreman, D'Onta	RB	6-1	236	4/24/96	3	Texas	Texas City, Texas	FA-'20
22	Henry, Derrick	RB	6-3	247	1/4/94	5	Alabama	Yulee, Fla.	D2c-'16
28	McNichols, Jeremy	RB	5-9	205	12/26/95	1	Boise State	Santa Margarita, Calif.	FA-'20
20	Perry, Seniorise	RB	6-0	210	9/19/91	6	Louisville	Summerville, Ga.	FA-'20

### WIDE RECEIVERS (5)

13	Batson, Cameron	WR	5-8	175	12/20/95	3	Texas Tech	Oklahoma City, Okla.	FA-'18
11	Brown, A.J.	WR	6-1	226	6/30/97	2	Mississippi	Starkville, Miss.	D2-'19
84	Davis, Corey	WR	6-3	209	1/11/95	4	Western Michigan	Wheaton, Ill.	D1a-'17
14	Raymond, Kalif	WR	5-8	182	8/8/94	3	Holy Cross	Lawrenceville, Ga.	FA-'18
15	Westbrook-Ikhine, Nick	WR	6-2	211	3/21/97	R	Indiana	Lake Mary, Fla.	FA-'20

### TIGHT ENDS (4)

86	Firkser, Anthony	TE	6-2	246	2/19/95	3	Harvard	Manalapan, N.J.	FA-'18
85	Pruitt, MyCole	TE	6-2	245	3/24/92	5	Southern Illinois	South Bend, Ind.	FA-'18
81	Smith, Jonnu	TE	6-3	248	8/22/95	4	Florida International	Ocala, Fla.	D3b-'17
87	Swaim, Geoff	TE	6-4	260	9/16/93	6	Texas	Chico, Calif.	FA-'20

### CENTERS (2)

75	Douglas, Jamil	G/C	6-4	309	2/28/92	3	Arizona State	Cypress, Calif.	FA-'18
60	Jones, Ben	C	6-3	308	7/2/89	9	Georgia	Brent, Ala.	UFA (HOU)-'16

### GUARDS (2)

64	Davis, Nate	OL	6-3	316	9/23/96	2	Charlotte	Ashburn, Va.	D3-'19
76	Saffold III, Rodger	G	6-5	325	6/6/88	11	Indiana	Bedford, Ohio	UFA (LAR)-'19

### TACKLES (3)

71	Kelly, Dennis	T	6-8	321	1/16/90	9	Purdue	Chicago Heights, Ill.	T (PHI)-'16
78	Newhouse, Marshall	T	6-4	330	9/29/88	11	Texas Christian	Dallas, Texas	FA-'20
72	Quessenberry, David	OL	6-5	310	8/24/90	2	San Jose State	La Jolla, Calif.	FA-'18

### LONG SNAPPER (1)

47	Overton, Matt	LS	6-1	243	7/6/85	8	Western Washington	Tracy, Calif.	FA-'20
----	---------------	----	-----	-----	--------	---	--------------------	---------------	--------

### PLACEKICKERS (1)

3	Gostkowski, Stephen	K	6-1	215	1/28/84	15	Memphis	Madison, Miss.	FA-'20
---	---------------------	---	-----	-----	---------	----	---------	----------------	--------

**Reserve/Injured (offense):** WR Adam Humphries, T Ty Sambrailo, T Taylor Lewan

**Reserve/COVID-19 (offense):** G/C Aaron Brewer

**Reserve/Non-Football Illness (offense):** T Isaiah Wilson

As of Jan. 10, 2021

## TENNESSEE TITANS POSITIONAL ROSTER - DEFENSE

### DEFENSIVE LINEMEN (5)

94	Crawford, Jack	DL	6-5	274	9/7/88	9	Penn State	London, United Kingdom	UFA (ATL)-'20
92	Dickerson, Matt	DE	6-5	292	11/9/95	3	UCLA	San Mateo, Calif.	FA-'18
90	Jones, DaQuan	DL	6-4	322	12/27/91	7	Penn State	Johnson City, N.Y.	D4a-'14
91	Murchison, Larrell	DL	6-2	297	4/24/97	R	North Carolina State	Elizabethtown, N.C.	D5-'20
98	Simmons, Jeffery	DL	6-4	305	7/28/97	2	Mississippi State	Macon, Miss.	D1-'19

### LINEBACKERS (8)

56	Bates, Daren	LB	5-11	225	11/27/90	8	Auburn	Olive Branch, Miss.	FA-'20
53	Compton, Will	LB	6-1	235	9/19/89	7	Nebraska	Bonne Terre, Mo.	FA-'20
49	Dzubnar, Nick	LB	6-1	240	8/15/91	6	Cal Poly-San Luis Obispo	Mission Viejo, Calif.	UFA (LAC)-'20
54	Evans, Rashaan	LB	6-2	232	11/8/95	3	Alabama	Auburn, Ala.	D1-'18
58	Landry III, Harold	OLB	6-2	252	6/5/96	3	Boston College	Spring Lake, N.C.	D2-'18
51	Long Jr., David	LB	5-11	227	10/12/96	2	West Virginia	Cincinnati, Ohio	D6-'19
57	Ray, Wyatt	OLB	6-3	255	10/24/96	1	Boston College	Boca Raton, Fla.	FA-'20
50	Roberson, Derick	OLB	6-3	250	11/15/95	2	Sam Houston State	San Antonio, Texas	FA-'19

### CORNERBACKS (7)

21	Butler, Malcolm	CB	5-11	190	3/2/90	7	West Alabama	Vicksburg, Miss.	UFA (NE)-'18
26	Fulton, Kristian	CB	5-11	197	9/3/98	R	Louisiana State	New Orleans, La.	D2-'20
25	Jackson, Adoree'	CB	5-11	185	9/18/95	4	Southern California	East St. Louis, Ill.	D1b-'17
35	Jackson, Chris	DB	5-10	193	4/13/98	R	Marshall	Tallahassee, Fla.	D7b-'20
33	King II, Desmond	CB	5-10	201	12/14/94	4	Iowa	Detroit, Mich.	T (LAC)-'20
36	Orr, Kareem	CB	5-11	195	1/2/97	1	Chattanooga	Chattanooga, Tenn.	FA-'19
23	Smith, Tye	CB	6-0	195	5/3/93	5	Towson	Raleigh, N.C.	FA-'17

### SAFETIES (4)

31	Byard, Kevin	S	5-11	212	8/17/93	5	Middle Tennessee State	Lithonia, Ga.	D3-'16
37	Hooker, Amani	DB	5-11	210	6/14/98	2	Iowa	Minneapolis, Minn.	D4-'19
46	Kalu, Joshua	DB	6-0	203	8/28/95	2	Nebraska	Houston, Texas	FA-'18
24	Vaccaro, Kenny	S	6-0	214	2/15/91	8	Texas	Brownwood, Texas	FA-'18

### PUNTERS (1)

6	Kern, Brett	P	6-2	214	2/17/86	13	Toledo	Grand Island, N.Y.	W (DEN)-'09
---	-------------	---	-----	-----	---------	----	--------	--------------------	-------------

**Reserve/Injured (defense):** DB Dane Cruikshank, CB Chris Milton, CB Breon Borders, LB Jayon Brown, OLB Jadeveon Clowney

**Reserve/COVID-19 (defense):** DT Teair Tart

**Reserve/Voluntary Opt-Out (defense):** T Anthony McKinney

As of Jan. 10, 2021

# TENNESSEE TITANS ALPHABETICAL ROSTER

NO.	NAME	POS.	HT.	WT.	BIRTHDATE	EXP.	COLLEGE	HOMETOWN	ACQUIRED
56	Bates, Daren	LB	5-11	225	11/27/90	8	Auburn	Olive Branch, Miss.	FA-'20
13	Batson, Cameron	WR	5-8	175	12/20/95	3	Texas Tech	Oklahoma City, Okla.	FA-'18
41	Blasingame, Khari	FB/RB	6-0	233	7/1/96	2	Vanderbilt	New Market, Ala.	FA-'19
11	Brown, A.J.	WR	6-1	226	6/30/97	2	Mississippi	Starkville, Miss.	D2-'19
21	Butler, Malcolm	CB	5-11	190	3/2/90	7	West Alabama	Vicksburg, Miss.	UFA (NE)-'18
31	Byard, Kevin	S	5-11	212	8/17/93	5	Middle Tennessee State	Lithonia, Ga.	D3-'16
53	Compton, Will	LB	6-1	235	9/19/89	7	Nebraska	Bonne Terre, Mo.	FA-'20
94	Crawford, Jack	DL	6-5	274	9/7/88	9	Penn State	London, United Kingdom	UFA (ATL)-'20
84	Davis, Corey	WR	6-3	209	1/11/95	4	Western Michigan	Wheaton, Ill.	D1a-'17
64	Davis, Nate	OL	6-3	316	9/23/96	2	Charlotte	Ashburn, Va.	D3-'19
92	Dickerson, Matt	DE	6-5	292	11/9/95	3	UCLA	San Mateo, Calif.	FA-'18
75	Douglas, Jamil	G/C	6-4	309	2/28/92	3	Arizona State	Cypress, Calif.	FA-'18
49	Dzubnar, Nick	LB	6-1	240	8/15/91	6	Cal Poly - San Luis Obispo	Mission Viejo, Calif.	UFA (LAC)-'20
32	Evans, Darrynton	RB	5-10	203	7/9/98	R	Appalachian State	Oak Hill, Fla.	D3-'20
54	Evans, Rashaan	LB	6-2	232	11/8/95	3	Alabama	Auburn, Ala.	D1-'18
86	Firkser, Anthony	TE	6-2	246	2/19/95	3	Harvard	Manalapan, N.J.	FA-'18
45	Foreman, D'Onta	RB	6-1	236	4/24/96	3	Texas	Texas City, Texas	FA-'20
26	Fulton, Kristian	CB	5-11	197	9/3/98	R	Louisiana State	New Orleans, La.	D2-'20
3	Gostkowski, Stephen	K	6-1	215	1/28/84	15	Memphis	Madison, Miss.	FA-'20
22	Henry, Derrick	RB	6-3	247	1/4/94	5	Alabama	Yulee, Fla.	D2c-'16
37	Hooker, Amani	DB	5-11	210	6/14/98	2	Iowa	Minneapolis, Minn.	D4-'19
25	Jackson, Adoree'	CB	5-11	185	9/18/95	4	Southern California	East St. Louis, Ill.	D1b-'17
35	Jackson, Chris	DB	5-10	193	4/13/98	R	Marshall	Tallahassee, Fla.	D7b-'20
60	Jones, Ben	C	6-3	308	7/2/89	9	Georgia	Brent, Ala.	UFA (HOU)-'16
90	Jones, DaQuan	DL	6-4	322	12/27/91	7	Penn State	Johnson City, N.Y.	D4a-'14
46	Kalu, Joshua	DB	6-0	203	8/28/95	2	Nebraska	Houston, Texas	FA-'18
71	Kelly, Dennis	T	6-8	321	1/16/90	9	Purdue	Chicago Heights, Ill.	T (PHI)-'16
6	Kern, Brett	P	6-2	214	2/17/86	13	Toledo	Grand Island, N.Y.	W (DEN)-'09
33	King II, Desmond	CB	5-10	201	12/14/94	4	Iowa	Detroit, Mich.	T (LAC)-'20
58	Landry III, Harold	OLB	6-2	252	6/5/96	3	Boston College	Spring Lake, N.C.	D2-'18
51	Long Jr., David	LB	5-11	227	10/12/96	2	West Virginia	Cincinnati, Ohio	D6-'19
28	McNichols, Jeremy	RB	5-9	205	12/26/95	1	Boise State	Santa Margarita, Calif.	FA-'20
91	Murchison, Larrell	DL	6-2	297	4/24/97	R	North Carolina State	Elizabethtown, N.C.	D5-'20
78	Newhouse, Marshall	T	6-4	330	9/29/88	11	Texas Christian	Dallas, Texas	FA-'20
36	Orr, Kareem	CB	5-11	195	1/2/97	1	Chattanooga	Chattanooga, Tenn.	FA-'19
47	Overton, Matt	LS	6-1	243	7/6/85	8	Western Washington	Tracy, Calif.	FA-'20
20	Perry, Seniorise	RB	6-0	210	9/19/91	6	Louisville	Summersville, Ga.	FA-'20
85	Pruitt, MyCole	TE	6-2	245	3/24/92	5	Southern Illinois	South Bend, Ind.	FA-'18
72	Quessenberry, David	OL	6-5	310	8/24/90	2	San Jose State	La Jolla, Calif.	FA-'18
57	Ray, Wyatt	OLB	6-3	255	10/24/96	1	Boston College	Boca Raton, Fla.	FA-'20
14	Raymond, Kalif	WR	5-8	182	8/8/94	3	Holy Cross	Lawrenceville, Ga.	FA-'18
50	Roberson, Derick	OLB	6-3	250	11/15/95	2	Sam Houston State	San Antonio, Texas	FA-'19
76	Saffold III, Rodger	G	6-5	325	6/6/88	11	Indiana	Bedford, Ohio	UFA (LAR)-'19
98	Simmons, Jeffery	DT	6-4	305	7/28/97	2	Mississippi State	Macon, Miss.	D1-'19
81	Smith, Jonnu	TE	6-3	248	8/22/95	4	Florida International	Ocala, Fla.	D3b-'17
23	Smith, Tye	CB	6-0	195	5/3/93	5	Towson	Raleigh, N.C.	FA-'17
87	Swaim, Geoff	TE	6-4	260	9/16/93	6	Texas	Chico, Calif.	FA-'20
17	Tannehill, Ryan	QB	6-4	217	7/27/88	9	Texas A&M	Big Spring, Texas	T (MIA)-'19
24	Vaccaro, Kenny	S	6-0	214	2/15/91	8	Texas	Brownwood, Texas	FA-'18
15	Westbrook-Ikhine, Nick	WR	6-2	211	3/21/97	R	Indiana	Lake Mary, Fla.	FA-'20
5	Woodside, Logan	QB	6-1	213	1/27/95	1	Toledo	Frankfort, Ky.	FA-'19
<b>PRACTICE SQUAD (16):</b>									
73	Adams, Paul	T	6-5	315	5/17/95	1	Missouri	Nashville, Tenn.	FA-'20
95	Brown, Miles	DL	6-2	320	9/4/97	2	Wofford	Cheverly, Md.	FA-'20
12	Daniel, Trevor	P	6-1	231	12/8/94	2	Tennessee	Dickson, Tenn.	FA-'20
83	Hesse, Parker	TE	6-3	261	5/26/95	1	Iowa	Waukon, Iowa	FA-'20
16	Hollister, Cody	WR	6-4	216	11/18/93	3	Arkansas	Bend, Ore.	FA-'19
89	Hudson, Tommy	TE	6-3	255	2/22/97	R	Arizona State	San Jose, Calif.	FA-'20
88	Johnson, Marcus	WR	6-1	207	8/5/94	4	Texas	Clear Springs, Texas	FA-'20
66	Kemp, Brandon	T	6-6	317	1/18/97	R	Valdosta State	Atlanta, Ga.	FA-'20
4	Kizer, DeShone	QB	6-4	235	1/3/96	4	Notre Dame	Toledo, Ohio	FA-'20
52	Munyer, Daniel	C	6-1	305	3/4/92	3	Colorado	Harbor City, Calif.	FA-'19
40	Orchard, Nate	OLB	6-3	251	1/5/93	5	Utah	Salt Lake City, Utah	FA-'20
44	Orzech, Matt	LS	6-3	245	4/12/95	2	Azusa Pacific	Menifee, Calif.	FA-'20
42	Reed, Brooks	OLB	6-3	254	2/28/87	10	Arizona	Sabino, Ariz.	FA-'20
80	Rogers, Chester	WR	6-0	184	1/12/94	5	Grambling State	Huntsville, Ala.	FA-'20
59	Skipper, Tuzar	OLB	6-3	246	6/5/95	2	Toledo	Norwich, Conn.	FA-'20
2	Sloman, Sam	K	5-8	205	9/19/97	R	Miami (Ohio)	Rosewell, Ga.	FA-'20
<b>RESERVE/COVID-19 (2):</b>									
62	Brewer, Aaron	G/C	6-1	274	10/28/97	R	Texas State	Dallas, Texas	FA-'20
93	Tart, Tear	DT	6-2	304	2/28/97	R	Florida International	Philadelphia, Pa.	FA-'20
<b>RESERVE/INJURED (8):</b>									
39	Borders, Breon	CB	6-0	189	7/22/95	2	Duke	Statesville, N.C.	FA-'20
55	Brown, Jayon	LB	6-0	226	2/26/95	4	UCLA	Long Beach, Calif.	D5-'17
99	Clowney, Jadeveon	OLB	6-5	255	2/14/93	7	South Carolina	Rock Hill, S.C.	FA-'20
29	Cruikshank, Dane	DB	6-1	209	4/27/95	3	Arizona	Chino Hills, Calif.	D5-'18
10	Humphries, Adam	WR	5-11	195	6/24/93	6	Clemson	Spartanburg, S.C.	UFA (TB)-'19
77	Lewan, Taylor	T	6-7	309	7/22/91	7	Michigan	Cave Creek, Ariz.	D1-'14
30	Milton, Chris	CB	5-11	190	9/15/92	5	Georgia Tech	Folkston, Ga.	W (IND)-'19
70	Sambrailo, Ty	T	6-5	311	3/10/92	6	Colorado State	Watsonville, Calif.	FA-'20
<b>RESERVE/NON-FOOTBALL ILLNESS (1):</b>									
79	Wilson, Isaiah	T	6-6	350	2/12/99	R	Georgia	Brooklyn, N.Y.	D1-'20
<b>PRACTICE SQUAD/INJURED (1):</b>									
7	McCann, Tucker	K	6-0	218	11/10/97	R	Missouri	O'Fallon, Ill.	FA-'20
<b>RESERVE/VOLUNTARY OPT-OUT (1):</b>									
61	McKinney, Anthony	T	6-7	316	10/25/97	R	Texas Christian	Rockford, Ill.	FA-'20

Active Roster Count: 51

As of Jan. 10, 2021

**HEAD COACH: MIKE VRABEL**

**ASSISTANT COACHES:** ARTHUR SMITH (offensive coordinator), CRAIG AUKERMAN (special teams), BRIAN BELL (strength and conditioning assistant), SCOTT BOOKER (safeties), SHANE BOWEN (outside linebackers), KEITH CARTER (offensive line), RYAN CROW (assistant special teams), TONY DEWS (running backs), TODD DOWNING (tight ends), MATT EDWARDS (defensive assistant), MONDRAY GEE (strength and conditioning assistant), JIM HASLETT (inside linebackers), CHANDLER HENLEY (quality control), ZAK KUHR (defensive quality control), ANTHONY MIDGET (secondary), ROB MOORE (wide receivers), PAT O'HARA (quarterbacks), FRANK PIRAINO (strength and conditioning), LUKE STECKEL (offensive assistant), MIKE SULLIVAN (assistant offensive line), TERRELL WILLIAMS (defensive line)

2020 RECAP

DRAFT

TEAM NOTES

PLAYER NOTES

STATISTICS

ROSTERS

# TENNESSEE TITANS NUMERICAL ROSTER

NO.	NAME	POS.	HT.	WT.	AGE	EXP.	COLLEGE	HOMETOWN	ACQUIRED
3	Stephen Gostkowski	K	6-1	215	36	15	Memphis	Madison, Miss.	FA-'20
5	Logan Woodside	QB	6-1	213	25	1	Toledo	Frankfort, Ky.	FA-'19
6	Brett Kern	P	6-2	214	34	13	Toledo	Grand Island, N.Y.	W (DEN)-'09
11	A.J. Brown	WR	6-1	226	23	2	Mississippi	Starkville, Miss.	D2-'19
13	Cameron Batson	WR	5-8	175	25	3	Texas Tech	Oklahoma City, Okla.	FA-'18
14	Kalif Raymond	WR	5-8	182	26	3	Holy Cross	Lawrenceville, Ga.	FA-'18
15	Nick Westbrook-Ikhine	WR	6-2	211	23	R	Indiana	Lake Mary, Fla.	FA-'20
17	Ryan Tannehill	QB	6-4	217	32	9	Texas A&M	Big Spring, Texas	T (MIA)-'19
20	Senorise Perry	RB	6-0	210	29	6	Louisville	Summerville, Ga.	FA-'20
21	Malcolm Butler	CB	5-11	190	30	7	West Alabama	Vicksburg, Miss.	UFA (NE)-'18
22	Derrick Henry	RB	6-3	247	27	5	Alabama	Yulee, Fla.	D2c-'16
23	Tye Smith	CB	6-0	195	27	5	Towson	Raleigh, N.C.	FA-'17
24	Kenny Vaccaro	S	6-0	214	29	8	Texas	Brownwood, Texas	FA-'18
25	Adoree' Jackson	CB	5-10	186	25	4	Southern California	East St. Louis, Ill.	D1b-'17
26	Kristian Fulton	CB	5-11	197	22	R	Louisiana State	New Orleans, La.	D2-'20
28	Jeremy McNichols	RB	5-9	205	25	1	Boise State	Santa Margarita, Calif.	FA-'20
31	Kevin Byard	S	5-11	212	27	5	Middle Tennessee State	Lithonia, Ga.	D3-'16
32	Darrynton Evans	RB	5-10	203	22	R	Appalachian State	Oak Hill, Fla.	D3-'20
33	Desmond King II	CB	5-10	201	26	4	Iowa	Detroit, Mich.	T (LAC)-'20
35	Chris Jackson	DB	5-10	193	22	R	Marshall	Tallahassee, Fla.	D7b-'20
36	Kareem Orr	CB	5-11	195	24	1	Chattanooga	Chattanooga, Tenn.	FA-'19
37	Amani Hooker	DB	5-11	210	22	2	Iowa	Minneapolis, Minn.	D4-'19
41	Khari Blasingame	FB/RB	6-0	233	24	2	Vanderbilt	New Market, Ala.	FA-'19
45	D'Onta Foreman	RB	6-1	236	24	3	Texas	Texas City, Texas	FA-'20
46	Joshua Kalu	DB	6-0	203	25	2	Nebraska	Houston, Texas	FA-'18
47	Matt Overton	LS	6-1	243	35	8	Western Washington	Tracy, Calif.	FA-'20
49	Nick Dzubnar	LB	6-1	240	29	6	Cal Poly - San Luis Obispo	Mission Viejo, Calif.	UFA (LAC)-'20
50	Derick Roberson	OLB	6-3	250	25	2	Sam Houston State	San Antonio, Texas	FA-'19
51	David Long Jr.	LB	5-11	227	24	2	West Virginia	Cincinnati, Ohio	D6-'19
53	Will Compton	LB	6-1	235	31	7	Nebraska	Bonne Terre, Mo.	FA-'20
54	Rashaan Evans	LB	6-2	232	25	3	Alabama	Auburn, Ala.	D1-'18
56	Daren Bates	LB	5-11	225	30	8	Auburn	Olive Branch, Miss.	FA-'20
57	Wyatt Ray	OLB	6-3	255	24	1	Boston College	Boca Raton, Fla.	FA-'20
58	Harold Landry III	OLB	6-2	252	24	3	Boston College	Spring Lake, N.C.	D2-'18
60	Ben Jones	C	6-3	308	31	9	Georgia	Brent, Ala.	UFA (HOU)-'16
64	Nate Davis	OL	6-3	316	24	2	Charlotte	Ashburn, Va.	D3-'19
71	Dennis Kelly	T	6-8	321	30	9	Purdue	Chicago Heights, Ill.	T (PHI)-'16
72	David Quessenberry	OL	6-5	305	30	2	San Jose State	La Jolla, Calif.	FA-'18
75	Jamil Douglas	G/C	6-4	309	28	3	Arizona State	Cypress, Calif.	FA-'18
76	Rodger Saffold III	G	6-5	325	32	11	Indiana	Bedford, Ohio	UFA (LAR)-'19
78	Marshall Newhouse	T	6-4	330	32	11	Texas Christian	Dallas, Texas	FA-'20
81	Jonnu Smith	TE	6-3	248	25	4	Florida International	Ocala, Fla.	D3b-'17
84	Corey Davis	WR	6-3	209	25	4	Western Michigan	Wheaton, Ill.	D1a-'17
85	MyCole Pruitt	TE	6-2	245	28	5	Southern Illinois	South Bend, Ind.	FA-'18
86	Anthony Firkser	TE	6-2	246	25	3	Harvard	Manalapan, N.J.	FA-'18
87	Geoff Swaim	TE	6-4	260	27	6	Texas	Chico, Calif.	FA-'20
90	DaQuan Jones	DL	6-4	322	29	7	Penn State	Johnson City, N.Y.	D4a-'14
91	Larrell Murchison	DL	6-2	297	23	R	North Carolina State	Elizabethtown, N.C.	D5-'20
92	Matt Dickerson	DE	6-5	292	25	3	UCLA	San Mateo, Calif.	FA-'18
94	Jack Crawford	DL	6-5	274	32	9	Penn State	London, United Kingdom	UFA (ATL)-'20
98	Jeffery Simmons	DT	6-4	305	23	2	Mississippi State	Macon, Miss.	D1-'19
<b>PRACTICE SQUAD (16):</b>									
2	Sam Sloman	K	5-8	205	23	R	Miami (Ohio)	Rosewell, Ga.	FA-'20
4	DeShone Kizer	QB	6-4	235	25	4	Notre Dame	Toledo, Ohio	FA-'20
12	Trevor Daniel	P	6-1	231	26	2	Tennessee	Dickson, Tenn.	FA-'20
16	Cody Hollister	WR	6-4	216	27	3	Arkansas	Bend, Ore.	FA-'19
40	Nate Orchard	OLB	6-3	251	28	5	Utah	Salt Lake City, Utah	FA-'20
42	Brooks Reed	OLB	6-3	254	33	10	Arizona	Sabino, Ariz.	FA-'20
44	Matt Orzech	LS	6-3	245	25	2	Azusa Pacific	Menifee, Calif.	FA-'20
52	Daniel Munyer	C	6-1	305	28	3	Colorado	Harbor City, Calif.	FA-'19
59	Tuzar Skipper	OLB	6-3	246	25	2	Toledo	Norwich, Conn.	FA-'20
66	Brandon Kemp	T	6-6	317	23	R	Valdosta State	Atlanta, Ga.	FA-'20
73	Paul Adams	T	6-5	315	25	1	Missouri	Nashville, Tenn.	FA-'20
80	Chester Rogers	WR	6-0	184	26	5	Grambling State	Huntsville, Ala.	FA-'20
83	Parker Hesse	TE	6-3	261	25	1	Iowa	Waukon, Iowa	FA-'20
88	Marcus Johnson	WR	6-1	207	26	4	Texas	Clear Springs, Texas	FA-'20
89	Tommy Hudson	TE	6-3	255	23	R	Arizona State	San Jose, Calif.	FA-'20
95	Miles Brown	DL	6-2	320	23	2	Wofford	Cheverly, Md.	FA-'20
<b>RESERVE/COVID-19 (2):</b>									
62	Aaron Brewer	G/C	6-1	274	23	R	Texas State	Dallas, Texas	FA-'20
93	Teair Tart	DT	6-2	304	23	R	Florida International	Philadelphia, Pa.	FA-'20
<b>RESERVE/INJURED (8):</b>									
10	Adam Humphries	WR	5-11	195	27	6	Clemson	Spartanburg, S.C.	UFA (TB)-'19
29	Dane Cruikshank	DB	6-1	209	25	3	Arizona	Chino Hills, Calif.	D5-'18
30	Chris Milton	CB	5-11	190	28	5	Georgia Tech	Folkston, Ga.	W (IND)-'19
39	Breon Borders	CB	6-0	189	25	2	Duke	Statesville, N.C.	FA-'20
55	Jayon Brown	LB	6-0	226	25	4	UCLA	Long Beach, Calif.	D5-'17
70	Ty Sambrailo	T	6-5	311	28	6	Colorado State	Watsonville, Calif.	FA-'20
77	Taylor Lewan	T	6-7	309	29	7	Michigan	Cave Creek, Ariz.	D1-'14
99	Jadeveon Clowney	OLB	6-5	255	27	7	South Carolina	Rock Hill, S.C.	FA-'20
<b>RESERVE/NON-FOOTBALL ILLNESS (1):</b>									
79	Isaiah Wilson	T	6-6	350	21	R	Georgia	Brooklyn, N.Y.	D1-'20
<b>PRACTICE SQUAD/INJURED (1):</b>									
7	Tucker McCann	K	6-0	218	23	R	Missouri	O'Fallon, Ill.	FA-'20
<b>RESERVE/VOLUNTARY OPT-OUT (1):</b>									
61	Anthony McKinney	T	6-7	316	23	R	Texas Christian	Rockford, Ill.	FA-'20

Active Roster Count: 51

As of Jan. 10, 2021

**HEAD COACH: MIKE VRABEL**

**ASSISTANT COACHES:** ARTHUR SMITH (offensive coordinator), CRAIG AUKERMAN (special teams), BRIAN BELL (strength and conditioning assistant), SCOTT BOOKER (safeties), SHANE BOWEN (outside linebackers), KEITH CARTER (offensive line), RYAN CROW (assistant special teams), TONY DEWS (running backs), TODD DOWNING (tight ends), MATT EDWARDS (defensive assistant), MONDRAY GEE (strength and conditioning assistant), JIM HASLETT (inside linebackers), CHANDLER HENLEY (quality control), ZAK KUHR (defensive quality control), ANTHONY MIDGET (secondary), ROB MOORE (wide receivers), PAT O'HARA (quarterbacks), FRANK PIRAINO (strength and conditioning), LUKE STECKEL (offensive assistant), MIKE SULLIVAN (assistant offensive line), TERRELL WILLIAMS (defensive line)

HOW ACQUIRED KEY: FA (free agent), UFA (unrestricted free agent), RFA (restricted free agent), D (draft pick), W (waivers), T (trade)

2020 RECAP

DRAFT

TEAM NOTES

PLAYER NOTES

STATISTICS

ROSTERS



TENNESSEE  
**TITANS**

**GAME-BY-GAME  
STATISTICS**

# 2020 TITANS REGULAR SEASON GAME-BY-GAME OFFENSIVE STATISTICS

	Sept 14 @ Den	Sept 20 Jax	Sept 27 @ Min	Oct 13 Buf	Oct 18 Hou	Oct 25 Pit	Nov 1 @ Cin	Nov 8 Chi	Nov 12 Ind	Nov 22 @ Bal	Nov 29 @ Ind	Dec 6 Cle	Dec 13 @ Jax	Dec 20 Det	Dec 27 @ GB	Jan 3 @ Hou	2020 Totals
<b>Points</b>	16	33	31	42	42	24	20	24	17	30	45	35	31	46	14	41	<b>491</b>
<b>1st Qtr</b>	0	14	6	7	14	0	0	3	7	7	14	0	7	14	0	3	<b>96</b>
<b>2nd Qtr</b>	7	10	3	14	7	7	7	7	10	3	21	7	10	10	7	14	<b>144</b>
<b>3rd Qtr</b>	0	6	16	7	0	10	0	7	0	3	3	14	14	0	7	14	<b>101</b>
<b>4th Qtr</b>	9	3	6	14	15	7	13	7	0	11	7	14	0	22	0	10	<b>138</b>
<b>Overtime</b>	0	0	0	0	6	0	0	0	0	6	0	0	0	0	0	0	<b>12</b>
<b>TDs (Ru-P-Ret)</b>	0-2-0	0-4-0	2-0-0	3-3-0	2-4-0	1-2-0	1-2-0	0-2-1	1-1-0	1-2-0	4-1-1	1-3-1	2-2-0	3-3-0	1-1-0	4-1-0	<b>26-33-3</b>
<b>PATs (M/A)</b>	1-2	3-4	1-1	6-6	4-4	3-3	2-2	3-3	2-2	1-1	6-6	3-3	4-4	5-5	2-2	5-5	<b>51-53</b>
<b>2PT Convs (M/A)</b>	0-0	0-0	0-1	0-0	1-1	0-0	0-1	0-0	0-0	1-1	0-0	1-2	0-0	1-1	0-0	0-0	<b>4-7</b>
<b>FGs (M/A)</b>	1-4	2-2	6-6	0-0	0-2	1-2	0-1	1-1	1-2	3-3	1-1	0-0	1-1	1-1	0-0	2-2	<b>20-28</b>
<b>Safeties</b>	0	0	0	0	0	0	0	0	0	0	0	0	0	0	0	0	<b>0</b>
<b>First Downs</b>	26	23	23	25	31	15	27	11	25	26	28	25	25	28	15	28	<b>381</b>
<b>Rushing</b>	6	7	10	9	9	5	12	4	9	8	16	4	10	10	6	17	<b>142</b>
<b>Passing</b>	17	12	13	14	20	8	13	7	9	16	9	18	11	17	9	10	<b>203</b>
<b>Penalty</b>	3	4	0	2	2	2	2	0	7	2	3	3	4	1	0	1	<b>36</b>
<b>3rd Down Conv (M/A)</b>	7-16	7-11	3-13	6-10	6-10	5-13	5-9	6-15	3-10	5-12	5-12	2-10	3-9	9-11	5-11	7-10	<b>84-182</b>
<b>3rd Down Conv Pct</b>	43.75%	63.64%	23.08%	60.00%	60.00%	38.46%	55.56%	40.00%	30.00%	41.67%	41.67%	20.00%	33.33%	81.82%	45.45%	70.00%	<b>46.15%</b>
<b>4th Down Conv (M/A)</b>	1-1	0-0	1-1	1-1	0-0	0-1	1-1	0-0	0-1	1-1	1-1	3-4	1-2	0-0	0-1	0-1	<b>10-16</b>
<b>4th Down Conv Pct</b>	100.00%	0.00%	100.00%	100.00%	0.00%	0.00%	100.00%	0.00%	0.00%	100.00%	100.00%	75.00%	50.00%	0.00%	0.00%	0.00%	<b>62.50%</b>
<b>Red Zone Conv (M/A)</b>	2-3	4-4	2-4	6-6	4-6	2-2	3-4	1-1	2-4	2-5	4-5	4-5	2-3	5-5	1-2	4-5	<b>48-64</b>
<b>Red Zone Conv Pct</b>	66.67%	100.00%	50.00%	100.00%	66.67%	100.00%	75.00%	100.00%	50.00%	40.00%	80.00%	80.00%	66.67%	100.00%	50.00%	80.00%	<b>75.00%</b>
<b>Goal to Go Conv (M/A)</b>	2-2	1-1	2-2	4-4	3-3	2-2	2-3	1-1	2-2	1-2	2-2	1-1	2-2	4-4	0-0	3-3	<b>32-34</b>
<b>Goal to Go Conv Pct</b>	100.00%	100.00%	100.00%	100.00%	100.00%	100.00%	66.67%	100.00%	100.00%	50.00%	100.00%	100.00%	100.00%	100.00%	0.00%	100.00%	<b>94.12%</b>
<b>Total Net Yards</b>	377	354	444	334	601	292	441	228	294	423	449	431	454	463	260	492	<b>6343</b>
<b>Total Off. Plays</b>	78	59	73	62	70	56	60	55	60	68	68	66	65	66	55	70	<b>1031</b>
<b>Avg. Gain Per Play</b>	4.8	6.0	6.1	5.4	8.6	5.2	7.4	4.1	4.9	6.2	6.6	6.5	7.0	7.0	4.7	7.0	<b>6.2</b>
<b>Net Yards Rushing</b>	130	123	134	139	263	82	218	92	157	173	229	62	249	195	156	288	<b>2690</b>
<b>Total Rushing Plays</b>	34	34	35	34	27	23	29	31	32	34	45	18	40	38	27	41	<b>521</b>
<b>Avg. Gain Per Rush</b>	3.8	3.6	3.8	4.1	9.7	3.6	7.5	3.0	4.9	5.1	5.1	3.4	6.2	5.1	5.8	7.0	<b>5.2</b>
<b>Net Yards Passing</b>	247	231	310	195	338	210	223	136	137	250	220	369	205	268	104	204	<b>3653</b>
<b>Times Sacked</b>	1	1	1	0	2	2	1	3	1	2	1	3	1	1	2	2	<b>25</b>
<b>Yards Lost on Sacks</b>	2	8	11	0	26	10	10	22	10	16	1	20	7	5	17	12	<b>173</b>
<b>Gross Yards Passing</b>	249	239	321	195	364	220	233	158	147	266	221	389	212	273	121	216	<b>3826</b>
<b>Pass Attempts</b>	43	24	37	28	41	31	30	21	27	32	22	45	24	27	26	27	<b>485</b>
<b>Pass Completions</b>	29	18	23	21	30	18	18	10	15	23	13	29	19	21	11	18	<b>316</b>
<b>Completion Pct</b>	67.44%	75.00%	62.16%	75.00%	73.17%	58.06%	60.00%	47.62%	55.56%	71.88%	59.09%	64.44%	79.17%	77.78%	42.31%	66.67%	<b>65.15%</b>
<b>Avg. Gain Per Pass</b>	5.6	9.2	8.2	7.0	7.9	6.4	7.2	5.7	4.9	7.4	9.6	7.7	8.2	9.6	3.7	7.0	<b>7.2</b>
<b>Interceptions</b>	0	0	1	0	1	0	1	0	0	1	0	1	0	0	2	0	<b>7</b>
<b>Fumbles / Fum. Lost</b>	0-0	0-0	2-0	0-0	1-1	1-0	0-0	0-0	0-0	3-0	0-0	4-2	1-1	0-0	1-0	2-1	<b>15-5</b>
<b>Penalties</b>	5	4	4	6	7	7	7	6	3	4	9	5	7	3	3	6	<b>86</b>
<b>Penalty Yards</b>	37	30	45	46	73	73	68	57	30	44	63	52	78	22	15	50	<b>783</b>
<b>Punts</b>	4	3	3	3	1	4	2	8	3	2	4	3	4	1	4	1	<b>50</b>
<b>Gross Punting Avg.</b>	51.0	40.7	47.7	42.7	54.0	60.5	36.0	50.5	21.3	46.5	40.0	46.0	41.3	47.0	43.5	46.0	<b>45.1</b>
<b>Touchbacks</b>	0	0	1	0	0	0	1	1	0	0	0	0	0	0	1	0	<b>4</b>
<b>Inside20</b>	2	3	1	3	0	1	1	0	0	0	4	0	4	1	1	1	<b>22</b>
<b>Punts Blocked</b>	0	0	0	0	0	0	0	0	1	0	0	0	0	0	0	0	<b>1</b>
<b>Net Punting Avg.</b>	47.0	40.7	41.0	43.0	54.0	39.8	26.0	40.0	21.3	43.0	40.0	45.7	41.3	48.0	38.5	44.0	<b>40.1</b>
<b>Punt Returns</b>	3	1	2	2	3	1	1	3	1	0	4	0	2	0	0	0	<b>23</b>
<b>Punt Return Yards</b>	19	0	5	40	20	5	3	49	2	0	52	0	13	0	0	0	<b>208</b>
<b>Punt Return Avg.</b>	6.3	0.0	2.5	20.0	6.7	5.0	3.0	16.3	2.0	0.0	13.0	0.0	6.5	0.0	0.0	0.0	<b>9.0</b>
<b>Fair Catches</b>	1	0	1	0	0	1	0	2	0	2	1	2	0	1	0	1	<b>12</b>
<b>Kickoff Returns</b>	1	4	1	2	3	3	2	2	2	3	2	4	0	2	6	1	<b>38</b>
<b>Kickoff Return Yards</b>	19	54	30	35	63	43	30	37	60	47	60	83	0	45	145	16	<b>767</b>
<b>Kickoff Return Avg.</b>	19.0	13.5	30.0	17.5	21.0	14.3	15.0	18.5	30.0	15.7	30.0	20.8	0.0	22.5	24.2	16.0	<b>20.2</b>
<b>Time of Possession</b>	32:40	26:38	31:32	27:36	31:50	23:23	24:03	26:06	28:42	33:33	35:33	23:14	31:43	28:21	23:23	31:04	<b>28:28</b>
<b>Turnover Differential</b>	+1	+2	+2	+3	-2	+3	-1	+2	0	0	+1	-2	0	+3	-1	0	<b>+11</b>

## 2020 TITANS GAME-BY-GAME DEFENSIVE STATISTICS

	Sept 14 @ Den	Sept 20 Jax	Sept 27 @ Min	Oct 13 Buf	Oct 18 Hou	Oct 25 Pit	Nov 1 @ Cin	Nov 8 Chi	Nov 12 Ind	Nov 22 @ Bal	Nov 29 @ Ind	Dec 6 Cle	Dec 13 @ Jax	Dec 20 Det	Dec 27 @ GB	Jan 3 @ Hou	2020 Totals
<b>Points</b>	14	30	30	16	36	27	31	17	34	30	26	41	10	25	40	38	<b>439</b>
1st Qtr	7	7	7	7	0	7	3	0	3	7	7	10	0	7	6	3	<b>77</b>
2nd Qtr	0	3	10	3	10	17	14	0	10	3	7	28	3	8	13	6	<b>143</b>
3rd Qtr	0	7	7	0	13	3	0	0	14	3	0	3	7	3	14	19	<b>97</b>
4th Qtr	7	13	6	6	13	0	14	17	7	11	12	0	0	7	7	10	<b>122</b>
Overtime	0	0	0	0	0	0	0	0	0	6	0	0	0	0	0	0	<b>0</b>
<b>TDs (Ru-P-Ret)</b>	1-1-0	1-3-0	1-3-0	0-2-0	1-4-0	1-2-0	2-2-0	0-2-0	2-1-1	1-2-0	2-2-0	1-4-0	0-1-0	2-1-0	2-4-0	1-3-0	<b>18-36-1</b>
<b>PATs (M/A)</b>	2-2	3-4	3-3	1-1	3-4	3-3	4-4	2-2	4-4	1-1	2-2	5-5	1-1	2-3	4-5	2-3	<b>42-47</b>
<b>2PT Convs (M/A)</b>	0-0	0-0	0-1	0-1	0-1	0-0	0-0	0-0	0-0	1-1	0-2	0-0	0-0	0-0	0-1	0-1	<b>1-8</b>
<b>FGs (M/A)</b>	0-0	1-1	1-2	1-1	1-1	2-2	1-1	1-1	2-2	3-3	0-0	2-2	1-2	1-1	0-0	4-4	<b>21-23</b>
<b>Safeties</b>	0	0	0	0	0	0	0	0	0	0	0	0	0	1	0	0	<b>1</b>
<b>First Downs</b>	19	30	22	23	25	23	27	22	26	26	27	26	20	27	27	26	<b>391</b>
Rushing	6	9	10	7	6	6	7	2	11	8	6	5	3	8	12	6	<b>113</b>
Passing	12	20	11	16	17	15	16	17	14	16	17	18	16	18	14	17	<b>247</b>
Penalty	1	1	1	0	2	2	4	3	1	2	4	3	1	1	1	3	<b>31</b>
<b>3rd Down Conv (M/A)</b>	3-9	10-14	4-10	13-17	7-14	13-18	10-15	2-15	4-12	5-12	5-13	10-16	5-14	7-12	4-8	5-12	<b>111-214</b>
<b>3rd Down Conv Pct</b>	33.33%	71.43%	40.00%	76.47%	50.00%	72.22%	66.67%	13.33%	33.33%	41.67%	38.46%	62.50%	35.71%	58.33%	50.00%	41.67%	<b>51.87%</b>
<b>4th Down Conv (M/A)</b>	0-1	1-1	0-1	0-0	3-3	0-0	1-1	3-4	3-5	1-1	1-2	0-1	1-3	0-1	1-2	1-1	<b>15-26</b>
<b>4th Down Conv Pct</b>	0.00%	100.00%	0.00%	0.00%	100.00%	0.00%	100.00%	75.00%	60.00%	100.00%	50.00%	0.00%	33.33%	0.00%	50.00%	100.00%	<b>57.69%</b>
<b>Red Zone Conv (M/A)</b>	2-3	4-5	2-2	2-2	4-4	3-5	4-5	2-3	3-6	2-5	4-4	4-5	1-3	3-4	4-5	2-5	<b>45-65</b>
<b>Red Zone Conv Pct</b>	66.67%	80.00%	100.00%	100.00%	100.00%	60.00%	80.00%	66.67%	50.00%	40.00%	100.00%	80.00%	33.33%	75.00%	80.00%	40.00%	<b>69.23%</b>
<b>Goal to Go Conv (M/A)</b>	1-2	1-1	1-1	0-0	4-4	2-2	2-2	2-3	1-2	1-2	3-3	3-3	1-1	3-4	4-4	1-2	<b>29-35</b>
<b>Goal to Go Conv Pct</b>	50.00%	100.00%	100.00%	0.00%	100.00%	100.00%	100.00%	66.67%	50.00%	50.00%	100.00%	100.00%	100.00%	75.00%	100.00%	50.00%	<b>82.86%</b>
<b>Total Net Yards</b>	323	480	464	370	412	362	367	375	430	423	336	458	354	430	448	457	<b>6372</b>
Total Off. Plays	59	74	62	69	67	74	69	75	69	68	67	70	69	65	63	61	<b>1076</b>
Avg. Gain Per Play	5.5	6.5	7.5	5.4	6.1	4.9	5.3	5.0	6.2	6.2	5.0	6.5	5.1	6.6	7.1	7.5	<b>5.9</b>
<b>Net Yards Rushing</b>	107	165	226	95	92	94	118	56	133	173	56	118	91	123	234	96	<b>1933</b>
Total Rushing Plays	26	27	33	22	27	25	32	20	29	34	21	36	15	27	37	17	<b>427</b>
Avg. Gain Per Rush	4.1	6.1	6.8	4.3	3.4	3.8	3.7	2.8	4.6	5.1	2.7	3.3	6.1	4.6	6.3	5.6	<b>4.5</b>
<b>Net Yards Passing</b>	216	315	238	275	320	268	249	319	297	250	280	340	263	307	214	361	<b>4439</b>
Times Sacked	0	2	2	1	2	0	0	3	1	2	2	0	0	0	1	4	<b>19</b>
Yards Lost on Sacks	0	24	13	10	15	0	0	16	11	16	15	0	0	0	17	24	<b>154</b>
<b>Gross Yards Passing</b>	216	339	251	285	335	268	249	335	308	266	295	340	263	307	231	385	<b>4593</b>
Pass Attempts	33	45	27	46	38	49	37	52	39	32	44	34	54	38	25	40	<b>630</b>
Pass Completions	22	30	16	29	28	32	26	36	29	23	24	26	31	27	21	29	<b>423</b>
Completion Pct	66.67%	66.67%	59.26%	63.04%	73.68%	65.31%	70.27%	69.23%	74.36%	71.88%	54.55%	76.47%	57.41%	71.05%	84.00%	72.50%	<b>67.14%</b>
Avg. Gain Per Pass	6.5	6.7	8.2	5.9	8.0	5.5	6.7	5.8	7.4	7.4	6.1	10.0	4.9	8.1	8.2	8.2	<b>6.8</b>
Interceptions	0	2	2	2	0	3	0	0	0	1	1	0	1	1	1	1	<b>15</b>
<b>Fumbles / Fum. Lost</b>	4-1	2-0	2-1	2-1	0-0	2-0	1-0	3-2	0-0	3-0	0-0	1-1	0-0	3-2	1-0	0-0	<b>21-8</b>
<b>Penalties</b>	5	8	3	10	4	8	7	5	9	4	6	13	10	3	0	6	<b>103</b>
Penalty Yards	56	60	20	56	46	69	45	35	73	44	50	92	80	33	0	44	<b>840</b>
<b>Punts</b>	5	2	3	2	4	2	3	6	1	2	5	3	4	1	0	1	<b>45</b>
Gross Punting Avg.	48.8	40.0	44.0	64.0	52.3	50.0	43.3	49.7	46.0	46.5	50.8	41.0	49.8	36.0	0.0	42.0	<b>47.7</b>
Touchbacks	0	0	0	0	1	0	0	1	0	0	0	0	1	0	0	0	<b>3</b>
Inside20	3	1	1	1	1	2	2	2	1	0	1	1	0	1	0	1	<b>19</b>
Punts Blocked	0	0	0	0	0	0	0	0	0	0	0	0	0	0	0	0	<b>0</b>
Net Punting Avg.	45.0	40.0	42.3	44.0	42.3	47.5	42.3	38.2	44.0	43.0	40.4	41.0	41.5	36.0	0.0	42.0	<b>41.8</b>
<b>Punt Returns</b>	2	1	0	1	1	3	0	6	0	0	0	3	0	1	0	1	<b>20</b>
Punt Return Yards	16	0	0	-1	0	83	0	64	0	0	0	1	0	-1	0	2	<b>171</b>
Punt Return Avg.	8.0	0.0	0.0	-1.0	0.0	27.7	0.0	10.7	0.0	0.0	0.0	0.3	0.0	-1.0	0.0	2.0	<b>8.6</b>
Fair Catches	1	1	2	1	0	1	1	0	1	2	2	0	2	0	0	0	<b>13</b>
<b>Kickoff Returns</b>	0	1	2	6	2	1	4	3	3	3	2	0	1	4	2	4	<b>37</b>
Kickoff Return Yards	0	0	47	138	39	17	97	53	67	47	49	0	16	116	35	95	<b>823</b>
Kickoff Return Avg.	0.0	0.0	23.5	23.0	19.5	17.0	24.3	17.7	22.3	15.7	24.5	0.0	16.0	29.0	17.5	23.8	<b>22.2</b>
<b>Time of Possession</b>	27:20	33:22	28:28	32:24	31:40	36:37	35:57	33:54	31:18	33:33	24:27	36:46	28:17	31:39	36:37	28:56	<b>31:32</b>



## PLAYOFF OFFENSE

	Jan 10 Bal	2020 Totals
Points	13	13
1st Qtr	10	10
2nd Qtr	0	0
3rd Qtr	0	0
4th Qtr	3	3
Overtime	0	0
TDs (Ru-P-Ret)	0-1-0	0-1-0
PATs (M/A)	1-1	1-1
2PT Convs (M/A)	0-0	0-0
FGs (M/A)	2-2	2-2
Safeties	0	0
First Downs	12	12
Rushing	1	1
Passing	9	9
Penalty	2	2
3rd Down Conv (M/A)	4-12	4-12
3rd Down Conv Pct	33.33%	33.33%
4th Down Conv (M/A)	1-1	1-1
4th Down Conv Pct	100.00%	100.00%
Red Zone Conv (M/A)	1-2	1-2
Red Zone Conv Pct	50.00%	50.00%
Goal to Go Conv (M/A)	1-2	1-2
Goal to Go Conv Pct	50.00%	50.00%
Total Net Yards	209	209
Total Off. Plays	49	49
Avg. Gain Per Play	4.3	4.3
Net Yards Rushing	51	51
Total Rushing Plays	22	22
Avg. Gain Per Rush	2.3	2.3
Net Yards Passing	158	158
Times Sacked	1	1
Yards Lost on Sacks	7	7
Gross Yards Passing	165	165
Pass Attempts	26	26
Pass Completions	18	18
Completion Pct	69.23%	69.23%
Avg. Gain Per Pass	5.9	5.9
Interceptions	1	1
Fumbles / Fum. Lost	0-0	0-0
Penalties	2	2
PenaltyYards	10	10
Punts	5	5
Gross Punting Avg.	45.6	45.6
Touchbacks	0	0
Inside20	4	4
Punts Blocked	0	0
Net Punting Avg.	45.6	45.6
Punt Returns	2	2
Punt Return Yards	8	8
Punt Return Avg.	4.0	4.0
Fair Catches	0	0
Kickoff Returns	2	2
Kickoff Return Yards	46	46
Kickoff Return Avg.	23.0	23.0
Time of Possession	26:22	26:22
Turnover Differential	0	0

## PLAYOFF DEFENSE

	Jan 10 Bal	2020 Totals
Points	20	20
1st Qtr	0	0
2nd Qtr	10	10
3rd Qtr	7	7
4th Qtr	3	3
Overtime	0	0
TDs (Ru-P-Ret)	2-0-0	2-0-0
PATs (M/A)	2-2	2-2
2PT Convs (M/A)	0-0	0-0
FGs (M/A)	2-3	2-3
Safeties	0	0
First Downs	22	22
Rushing	13	13
Passing	8	8
Penalty	1	1
3rd Down Conv (M/A)	7-13	7-13
3rd Down Conv Pct	53.85%	53.85%
4th Down Conv (M/A)	0-0	0-0
4th Down Conv Pct	0.00%	0.00%
Red Zone Conv (M/A)	1-3	1-3
Red Zone Conv Pct	33.33%	33.33%
Goal to Go Conv (M/A)	1-1	1-1
Goal to Go Conv Pct	100.00%	100.00%
Total Net Yards	401	401
Total Off. Plays	64	64
Avg. Gain Per Play	6.3	6.3
Net Yards Rushing	236	236
Total Rushing Plays	35	35
Avg. Gain Per Rush	6.7	6.7
Net Yards Passing	165	165
Times Sacked	5	5
Yards Lost on Sacks	14	14
Gross Yards Passing	179	179
Pass Attempts	24	24
Pass Completions	17	17
Completion Pct	70.83%	70.83%
Avg. Gain Per Pass	5.7	5.7
Interceptions	1	1
Fumbles / Fum. Lost	0-0	0-0
Penalties	5	5
PenaltyYards	60	60
Punts	2	2
Gross Punting Avg.	50.5	50.5
Touchbacks	0	0
Inside20	0	0
Punts Blocked	0	0
Net Punting Avg.	46.5	46.5
Punt Returns	0	0
Punt Return Yards	0	0
Punt Return Avg.	0.0	0.0
Fair Catches	3	3
Kickoff Returns	1	1
Kickoff Return Yards	20	20
Kickoff Return Avg.	20.0	20.0
Time of Possession	33:38	33:38

# 2020 TITANS GAME-BY-GAME STARTERS

## OFFENSE

Date	Opp	WR/TE	LT	LG	C	RG	RT	TE	TE/WR/FB	QB	WR	RB
Sept 14	@ Den	C. Davis (WR)	T. Lewan	R. Saffold	B. Jones	N. Davis	D. Kelly	J. Smith	M. Pruitt (TE)	R. Tannehill	A. Brown	D. Henry
Sept 20	Jax	C. Davis (WR)	T. Lewan	R. Saffold	B. Jones	N. Davis	D. Kelly	J. Smith	K. Blasingame (FB)	R. Tannehill	K. Raymond	D. Henry
Sept 27	@ Min	C. Davis (WR)	T. Lewan	R. Saffold	B. Jones	N. Davis	D. Kelly	J. Smith	C. Batson (WR)	R. Tannehill	A. Humphries	D. Henry
Oct 13	Buf	A. Firkser (TE)	T. Lewan	R. Saffold	B. Jones	N. Davis	D. Kelly	J. Smith	G. Swaim (TE)	R. Tannehill	K. Raymond	D. Henry
Oct 18	Hou	N. Westbrook-Ikhine (WR)	T. Lewan	R. Saffold	B. Jones	N. Davis	D. Kelly	J. Smith	K. Blasingame (FB)	R. Tannehill	A. Brown	D. Henry
Oct 25	Pit	C. Davis (WR)	T. Sambrailo	R. Saffold	B. Jones	N. Davis	D. Kelly	J. Smith	M. Pruitt (TE)	R. Tannehill	A. Brown	D. Henry
Nov 1	@ Cin	C. Davis (WR)	T. Sambrailo	R. Saffold	B. Jones	N. Davis	D. Kelly	J. Smith	M. Pruitt (TE)	R. Tannehill	A. Brown	D. Henry
Nov 8	Chi	C. Davis (WR)	T. Sambrailo	R. Saffold	B. Jones	N. Davis	D. Kelly	J. Smith	K. Blasingame (FB)	R. Tannehill	A. Brown	D. Henry
Nov 12	Ind	G. Swaim (TE)	T. Sambrailo	R. Saffold	B. Jones	N. Davis	D. Kelly	J. Smith	K. Blasingame (FB)	R. Tannehill	K. Raymond	D. Henry
Nov 22	@ Bal	G. Swaim (TE)	T. Sambrailo	<b>A. Brewer</b>	B. Jones	N. Davis	D. Kelly	J. Smith	K. Blasingame (FB)	R. Tannehill	A. Brown	D. Henry
Nov 29	@ Ind	C. Davis (WR)	D. Quessenberry	R. Saffold	B. Jones	N. Davis	D. Kelly	G. Swaim	K. Blasingame (FB)	R. Tannehill	A. Brown	D. Henry
Dec 6	Cle	C. Davis (WR)	D. Quessenberry	R. Saffold	B. Jones	N. Davis	D. Kelly	G. Swaim	M. Pruitt (TE)	R. Tannehill	A. Brown	D. Henry
Dec 13	@ Jax	C. Davis (WR)	D. Quessenberry	R. Saffold	B. Jones	N. Davis	D. Kelly	J. Smith	G. Swaim (TE)	R. Tannehill	A. Brown	D. Henry
Dec 20	Det	C. Davis (WR)	D. Quessenberry	R. Saffold	B. Jones	N. Davis	D. Kelly	J. Smith	K. Blasingame (FB)	R. Tannehill	A. Brown	D. Henry
Dec 27	@ GB	C. Davis (WR)	D. Quessenberry	R. Saffold	B. Jones	N. Davis	D. Kelly	J. Smith	G. Swaim (TE)	R. Tannehill	A. Brown	D. Henry
Jan 3	@ Hou	C. Davis (WR)	D. Quessenberry	R. Saffold	B. Jones	N. Davis	D. Kelly	J. Smith	G. Swaim (TE)	R. Tannehill	A. Brown	D. Henry

### PLAYOFFS

Jan 10	Bal	G. Swaim (TE)	D. Quessenberry	R. Saffold	B. Jones	N. Davis	D. Kelly	J. Smith	K. Blasingame (FB)	R. Tannehill	A. Brown	D. Henry
--------	-----	---------------	-----------------	------------	----------	----------	----------	----------	--------------------	--------------	----------	----------

## DEFENSE

Date	Opp	DL/CB	NT	DT	OLB/CB	ILB	ILB	OLB	CB	CB	SS	FS
Sept 14	@ Den	<b>C. Jackson (DB)</b>	D. Jones	J. Simmons	J. Clowney (OLB)	R. Evans	J. Brown	H. Landry	M. Butler	J. Joseph	K. Vaccaro	K. Byard
Sept 20	Jax	J. Crawford (DE)	D. Jones	J. Simmons	J. Clowney (OLB)	R. Evans	J. Brown	H. Landry	M. Butler	J. Joseph	K. Vaccaro	K. Byard
Sept 27	@ Min	J. Crawford (DE)	D. Jones	J. Simmons	J. Clowney (OLB)	R. Evans	J. Brown	H. Landry	M. Butler	J. Joseph	K. Vaccaro	K. Byard
Oct 13	Buf	<b>C. Jackson (CB)</b>	D. Jones	J. Crawford (DE)	J. Clowney (OLB)	R. Evans	J. Brown	H. Landry	M. Butler	J. Joseph	K. Vaccaro	K. Byard
Oct 18	Hou	<b>K. Fulton (CB)</b>	D. Jones	J. Simmons	J. Clowney (OLB)	R. Evans	J. Brown	H. Landry	M. Butler	J. Joseph	K. Vaccaro	K. Byard
Oct 25	Pit	<b>K. Fulton (CB)</b>	D. Jones	J. Simmons	J. Clowney (OLB)	R. Evans	J. Brown	H. Landry	M. Butler	T. Smith	K. Vaccaro	K. Byard
Nov 1	@ Cin	<b>C. Jackson (DB)</b>	D. Jones	J. Simmons	J. Clowney (OLB)	R. Evans	J. Brown	H. Landry	M. Butler	J. Joseph	K. Vaccaro	K. Byard
Nov 8	Chi	J. Crawford (DE)	D. Jones	J. Simmons	B. Borders (CB)	R. Evans	J. Brown	H. Landry	M. Butler	D. King	K. Vaccaro	K. Byard
Nov 12	Ind	B. Borders (CB)	D. Jones	J. Simmons	J. Clowney (OLB)	R. Evans	J. Brown	H. Landry	M. Butler	D. King	K. Vaccaro	K. Byard
Nov 22	@ Bal	J. Crawford (DE)	D. Jones	J. Simmons	D. Roberson (OLB)	R. Evans	J. Brown	H. Landry	M. Butler	A. Hooker	B. Borders	K. Byard
Nov 29	@ Ind	J. Crawford (DE)	D. Jones	J. Simmons	B. Borders (CB)	R. Evans	W. Compton	H. Landry	M. Butler	D. King	K. Vaccaro	K. Byard
Dec 6	Cle	J. Crawford (DE)	D. Jones	J. Simmons	T. Skipper (OLB)	R. Evans	D. Long	H. Landry	M. Butler	B. Borders	K. Vaccaro	K. Byard
Dec 13	@ Jax	J. Crawford (DE)	D. Jones	J. Simmons	T. Skipper (OLB)	R. Evans	D. Long	H. Landry	M. Butler	T. Smith	A. Hooker	K. Byard
Dec 20	Det	J. Crawford (DE)	D. Jones	J. Simmons	D. King (CB)	R. Evans	D. Long	H. Landry	M. Butler	T. Smith	A. Hooker	K. Byard
Dec 27	@ GB	<b>T. Tart (DE)</b>	D. Jones	J. Simmons	B. Reed (OLB)	R. Evans	D. Long	H. Landry	M. Butler	A. Jackson	K. Vaccaro	K. Byard
Jan 3	@ Hou	D. King (CB)	D. Jones	J. Simmons	W. Ray (OLB)	R. Evans	D. Long	H. Landry	M. Butler	A. Jackson	K. Vaccaro	K. Byard

### PLAYOFFS

Jan 10	Bal	M. Dickerson (DT)	D. Jones	J. Simmons	N. Dzubnar (OLB)	R. Evans	D. Long	H. Landry	M. Butler	A. Jackson	K. Vaccaro	K. Byard
--------	-----	-------------------	----------	------------	------------------	----------	---------	-----------	-----------	------------	------------	----------

**Bold** denotes rookie

## 2020 TITANS GAME-BY-GAME INDIVIDUAL PASSING STATISTICS

### RYAN TANNEHILL

Date	Opp	W-L	GP / GS	Att	Cmp	Pct	Yds	Yd/Att	TD	TD%	Int	Int%	Lg	Sk	Yds	Rat
Sept 14	@ Den	W	S	43	29	67.4	249	5.8	2	4.7	0	0.0	23	1	2	97.9
Sept 20	Jax	W	S	24	18	75.0	239	10.0	4	16.7	0	0.0	63	1	8	145.7
Sept 27	@ Min	W	S	37	23	62.2	321	8.7	0	0.0	1	2.7	61	1	11	78.8
Oct 13	Buf	W	S	28	21	75.0	195	7.0	3	10.7	0	0.0	20	0	0	129.3
Oct 18	Hou	W	S	41	30	73.2	366	8.9	4	9.8	1	2.4	53	2	22	122.6
Oct 25	Pit	L	S	30	18	60.0	220	7.3	2	6.7	0	0.0	73t	2	10	104.9
Nov 1	@ Cin	L	S	30	18	60.0	233	7.8	2	6.7	1	3.3	27	1	10	92.8
Nov 8	Chi	W	S	21	10	47.6	158	7.5	2	9.5	0	0.0	40	3	22	104.9
Nov 12	Ind	L	S	27	15	55.6	147	5.4	1	3.7	0	0.0	21	1	10	83.4
Nov 22	@ Bal	W	S	31	22	71.0	259	8.4	2	6.5	1	3.2	50	2	16	104.1
Nov 29	@ Ind	W	S	22	13	59.1	221	10.0	1	4.5	0	0.0	69t	1	1	108.3
Dec 6	Cle	L	S	45	29	64.4	389	8.6	3	6.7	1	2.2	43	3	20	104.8
Dec 13	@ Jax	W	S	24	19	79.2	212	8.8	2	8.3	0	0.0	37t	1	7	131.3
Dec 20	Det	W	S	27	21	77.8	273	10.1	3	11.1	0	0.0	75t	1	5	145.8
Dec 27	@ GB	L	S	24	11	45.8	121	5.0	1	4.2	2	8.3	19	2	17	40.5
Jan 3	@ Hou	W	S	27	18	66.7	216	8.0	1	3.7	0	0.0	52	2	12	103.3
<b>2020 Totals</b>		<b>11-5</b>	<b>16 / 16</b>	<b>481</b>	<b>315</b>	<b>65.5</b>	<b>3,819</b>	<b>7.9</b>	<b>33</b>	<b>6.9</b>	<b>7</b>	<b>1.5</b>	<b>75t</b>	<b>24</b>	<b>173</b>	<b>106.5</b>
Jan 10	Bal	L	S	26	18	69.2	165	6.3	1	3.8	1	3.8	35	1	7	83.0
<b>Playoff Totals:</b>		<b>0-1</b>	<b>1 / 1</b>	<b>26</b>	<b>18</b>	<b>69.2</b>	<b>165</b>	<b>6.3</b>	<b>1</b>	<b>3.8</b>	<b>1</b>	<b>3.8</b>	<b>35</b>	<b>1</b>	<b>7</b>	<b>83.0</b>

### LOGAN WOODSIDE

Date	Opp	W-L	GP / GS	Att	Cmp	Pct	Yds	Yd/Att	TD	TD%	Int	Int%	Lg	Sk	Yds	Rat
Sept 14	@ Den	W	DNP	0	0	-	0	-	0	-	0	-	0	0	0	-
Sept 20	Jax	W	DNP	0	0	-	0	-	0	-	0	-	0	0	0	-
Sept 27	@ Min	W	DNP	0	0	-	0	-	0	-	0	-	0	0	0	-
Oct 13	Buf	W	DNP	0	0	-	0	-	0	-	0	-	0	0	0	-
Oct 18	Hou	W	DNP	0	0	-	0	-	0	-	0	-	0	0	0	-
Oct 25	Pit	L	DNP	0	0	-	0	-	0	-	0	-	0	0	0	-
Nov 1	@ Cin	L	DNP	0	0	-	0	-	0	-	0	-	0	0	0	-
Nov 8	Chi	W	DNP	0	0	-	0	-	0	-	0	-	0	0	0	-
Nov 12	Ind	L	p	0	0	-	0	-	0	-	0	-	0	0	0	-
Nov 22	@ Bal	W	p	1	1	100.0	7	7.0	0	0.0	0	0.0	7	0	0	95.8
Nov 29	@ Ind	W	p	0	0	-	0	-	0	-	0	-	0	0	0	-
Dec 6	Cle	L	DNP	0	0	-	0	-	0	-	0	-	0	0	0	-
Dec 13	@ Jax	W	p	0	0	-	0	-	0	-	0	-	0	0	0	-
Dec 20	Det	W	p	0	0	-	0	-	0	-	0	-	0	0	0	-
Dec 27	@ GB	L	p	2	0	0.0	0	0.0	0	0.0	0	0.0	0	0	0	39.6
Jan 3	@ Hou	W	DNP	0	0	-	0	-	0	-	0	-	0	0	0	-
<b>2020 Totals</b>		<b>11-5</b>	<b>6 / 0</b>	<b>3</b>	<b>1</b>	<b>33.3</b>	<b>7</b>	<b>2.3</b>	<b>0</b>	<b>0.0</b>	<b>0</b>	<b>0.0</b>	<b>7</b>	<b>0</b>	<b>0</b>	<b>42.4</b>
Jan 10	Bal	L	DNP	0	0	-	0	-	0	-	0	-	0	0	0	-
<b>Playoff Totals:</b>		<b>0-1</b>	<b>0 / 0</b>	<b>0</b>	<b>0</b>	<b>-</b>	<b>0</b>	<b>-</b>	<b>0</b>	<b>-</b>	<b>0</b>	<b>-</b>	<b>0</b>	<b>0</b>	<b>0</b>	<b>-</b>

Other passers: **Brett Kern** (1 for 0 yards, incomplete, vs. PIT, 10/25)

## 2020 TITANS GAME-BY-GAME INDIVIDUAL RUSHING STATISTICS

### KHARI BLASINGAME (RB/FB)

Date	Opp	GP	/	GS	Att	Yds	Avg	Lg	TD
Sept 14	@ Den			p	0	0	-	0	0
Sept 20	Jax			S	0	0	-	0	0
Sept 27	@ Min			p	0	0	-	0	0
Oct 13	Buf			R/C	Placed on Reserve/COVID-19 Oct. 5, 2020.				
Oct 18	Hou			S	0	0	-	0	0
Oct 25	Pit			p	0	0	-	0	0
Nov 1	@ Cin			p	0	0	-	0	0
Nov 8	Chi			S	0	0	-	0	0
Nov 12	Ind			S	0	0	-	0	0
Nov 22	@ Bal			S	0	0	-	0	0
Nov 29	@ Ind			S	0	0	-	0	0
Dec 6	Cle			p	0	0	-	0	0
Dec 13	@ Jax			p	0	0	-	0	0
Dec 20	Det			S	0	0	-	0	0
Dec 27	@ GB			p	0	0	-	0	0
Jan 3	@ Hou			p	0	0	-	0	0
<b>2020 Totals</b>		<b>15</b>	<b>/</b>	<b>7</b>	<b>0</b>	<b>0</b>	<b>-</b>	<b>0</b>	<b>0</b>
Jan 10	Bal			S	0	0	-	0	0
<b>Playoff Totals:</b>		<b>1</b>	<b>/</b>	<b>1</b>	<b>0</b>	<b>0</b>	<b>-</b>	<b>0</b>	<b>0</b>

### DARRYNTON EVANS (RB)

Date	Opp	GP	/	GS	Att	Yds	Avg	Lg	TD
Sept 14	@ Den			IA	0	0	-	0	0
Sept 20	Jax			IA	0	0	-	0	0
Sept 27	@ Min			p	3	9	3.0	4	0
Oct 13	Buf			p	2	12	6.0	9	0
Oct 18	Hou			IR					
Oct 25	Pit			IR					
Nov 1	@ Cin			IR					
Nov 8	Chi			IR					
Nov 12	Ind			IR					Placed on Injured Reserve Oct. 15, 2020.
Nov 22	@ Bal			IR					
Nov 29	@ Ind			IR					
Dec 6	Cle			IR					
Dec 13	@ Jax			IA	0	0	-	0	0
Dec 20	Det			p	8	30	3.8	9	0
Dec 27	@ GB			p	1	3	3.0	3	0
Jan 3	@ Hou			p	0	0	-	0	0
<b>2020 Totals</b>		<b>5</b>	<b>/</b>	<b>0</b>	<b>14</b>	<b>54</b>	<b>3.9</b>	<b>9</b>	<b>0</b>
Jan 10	Bal			p	1	1	1.0	1	0
<b>Playoff Totals:</b>		<b>1</b>	<b>/</b>	<b>0</b>	<b>1</b>	<b>1</b>	<b>1.0</b>	<b>1</b>	<b>0</b>

### D'ONTA FOREMAN (RB)

Date	Opp	GP	/	GS	Att	Yds	Avg	Lg	TD
Sept 14	@ Den			NOR					
Sept 20	Jax			NOR	Added to the Practice Squad Sept. 29, 2020.				
Sept 27	@ Min			NOR					
Oct 13	Buf			PS	0	0	-	0	0
Oct 18	Hou			PS	0	0	-	0	0
Oct 25	Pit			PS	Signed to the Active Roster Nov. 7, 2020.				
Nov 1	@ Cin			p	5	37	7.4	15	0
Nov 8	Chi			p	5	11	2.2	3	0
Nov 12	Ind			p	7	18	2.6	8	0
Nov 22	@ Bal			p	1	1	1.0	1	0
Nov 29	@ Ind			p	4	28	7.0	12	0
Dec 6	Cle			p	0	0	-	0	0
Dec 13	@ Jax			IA	0	0	-	0	0
Dec 20	Det			IA	0	0	-	0	0
Dec 27	@ GB			IA	0	0	-	0	0
Jan 3	@ Hou			IA	0	0	-	0	0
<b>2020 Totals</b>		<b>6</b>	<b>/</b>	<b>0</b>	<b>22</b>	<b>95</b>	<b>4.3</b>	<b>15</b>	<b>0</b>
Jan 10	Bal			p	0	0	-	0	0
<b>Playoff Totals:</b>		<b>1</b>	<b>/</b>	<b>0</b>	<b>0</b>	<b>0</b>	<b>-</b>	<b>0</b>	<b>0</b>

### DERRICK HENRY (RB)

Date	Opp	GP	/	GS	Att	Yds	Avg	Lg	TD
Sept 14	@ Den			S	31	116	3.7	13	0
Sept 20	Jax			S	25	84	3.4	14	0
Sept 27	@ Min			S	26	119	4.6	16	2
Oct 13	Buf			S	19	57	3.0	12	2
Oct 18	Hou			S	22	212	9.6	94t	2
Oct 25	Pit			S	20	75	3.8	17	1
Nov 1	@ Cin			S	18	112	6.2	21	1
Nov 8	Chi			S	21	68	3.2	26	0
Nov 12	Ind			S	19	103	5.4	20	0
Nov 22	@ Bal			S	28	133	4.8	29t	1
Nov 29	@ Ind			S	27	178	6.6	31	3
Dec 6	Cle			S	15	60	4.0	10	0
Dec 13	@ Jax			S	26	215	8.3	47	2
Dec 20	Det			S	24	147	6.125	33	1
Dec 27	@ GB			S	23	98	4.3	10	0
Jan 3	@ Hou			S	34	250	7.4	52t	2
<b>2020 Totals</b>		<b>16</b>	<b>/</b>	<b>16</b>	<b>378</b>	<b>2027</b>	<b>5.4</b>	<b>94t</b>	<b>17</b>
Jan 10	Bal			S	18	40	2.2	8	0
<b>Playoff Totals:</b>		<b>1</b>	<b>/</b>	<b>1</b>	<b>18</b>	<b>40</b>	<b>2.2</b>	<b>8</b>	<b>0</b>

## 2020 TITANS GAME-BY-GAME INDIVIDUAL RUSHING STATISTICS

### JEREMY MCNICHOLS (RB)

Date	Opp	GP	/	GS	Att	Yds	Avg	Lg	TD
Sept 14	@ Den	p			0	0	-	0	0
Sept 20	Jax	p			2	7	3.5	4	0
Sept 27	@ Min	p			0	0	-	0	0
Oct 13	Buf	p			9	28	3.1	7	0
Oct 18	Hou	p			5	51	10.2	20	0
Oct 25	Pit	p			1	2	2.0	2	0
Nov 1	@ Cin	p			4	49	12.3	17	0
Nov 8	Chi	p			2	10	5.0	5	0
Nov 12	Ind	p			3	26	8.7	16	0
Nov 22	@ Bal	p			0	0	-	0	0
Nov 29	@ Ind	p			8	20	2.5	6	0
Dec 6	Cle	p			2	2	1.0	1t	1
Dec 13	@ Jax	p			11	9	0.8	6	0
Dec 20	Det	p			0	0	-	0	0
Dec 27	@ GB	p			0	0	-	0	0
Jan 3	@ Hou	p			0	0	-	0	0
<b>2020 Totals</b>		<b>16</b>	<b>/</b>	<b>0</b>	<b>47</b>	<b>204</b>	<b>4.3</b>	<b>20</b>	<b>1</b>
Jan 10	Bal	p			1	4	4.0	4	0
<b>Playoff Totals:</b>		<b>1</b>	<b>/</b>	<b>0</b>	<b>1</b>	<b>4</b>	<b>4.0</b>	<b>4</b>	<b>0</b>

### SENRORISE PERRY (RB)

Date	Opp	GP	/	GS	Att	Yds	Avg	Lg	TD
Sept 14	@ Den	p			0	0	-	0	0
Sept 20	Jax	p			2	9	4.5	6	0
Sept 27	@ Min	IR							
Oct 13	Buf	IR							
Oct 18	Hou	IR							
Oct 25	Pit	IR							
Nov 1	@ Cin	IR							
Nov 8	Chi	IR							
Nov 12	Ind	IR							
Nov 22	@ Bal	p			0	0	-	0	0
Nov 29	@ Ind	p			0	0	-	0	0
Dec 6	Cle	p			0	0	-	0	0
Dec 13	@ Jax	p			0	0	-	0	0
Dec 20	Det	p			0	0	-	0	0
Dec 27	@ GB	IA			0	0	-	0	0
Jan 3	@ Hou	IA			0	0	-	0	0
<b>2020 Totals</b>		<b>7</b>	<b>/</b>	<b>0</b>	<b>2</b>	<b>9</b>	<b>4.5</b>	<b>6</b>	<b>0</b>
Jan 10	Bal	IA			0	0	-	0	0
<b>Playoff Totals:</b>		<b>0</b>	<b>/</b>	<b>0</b>	<b>0</b>	<b>0</b>	<b>-</b>	<b>0</b>	<b>0</b>

Placed on Injured Reserve Sept. 23, 2020.

### RYAN TANNEHILL (QB)

Date	Opp	GP	/	GS	Att	Yds	Avg	Lg	TD
Sept 14	@ Den	S			3	14	4.7	11	0
Sept 20	Jax	S			4	12	3.0	8	0
Sept 27	@ Min	S			4	9	2.3	10	0
Oct 13	Buf	S			4	42	10.5	23	1
Oct 18	Hou	S			0	0	-	0	0
Oct 25	Pit	S			2	5	2.5	4	0
Nov 1	@ Cin	S			2	20	10.0	15	0
Nov 8	Chi	S			3	3	1.0	5	0
Nov 12	Ind	S			2	9	4.5	5	0
Nov 22	@ Bal	S			4	35	8.8	21	0
Nov 29	@ Ind	S			2	3	1.5	2	1
Dec 6	Cle	S			0	0	-	0	0
Dec 13	@ Jax	S			0	0	-	0	0
Dec 20	Det	S			3	21	7	17t	2
Dec 27	@ GB	S			3	55	18.3	45t	1
Jan 3	@ Hou	S			7	38	5.4	11	2
<b>2020 Totals</b>		<b>16</b>	<b>/</b>	<b>16</b>	<b>43</b>	<b>266</b>	<b>6.2</b>	<b>45t</b>	<b>7</b>
Jan 10	Bal	S			2	6	3.0	4	0
<b>Playoff Totals:</b>		<b>1</b>	<b>/</b>	<b>1</b>	<b>2</b>	<b>6</b>	<b>3.0</b>	<b>4</b>	<b>0</b>

### LOGAN WOODSIDE (QB)

Date	Opp	GP	/	GS	Att	Yds	Avg	Lg	TD
Sept 14	@ Den	DNP			0	0	-	0	0
Sept 20	Jax	DNP			0	0	-	0	0
Sept 27	@ Min	DNP			0	0	-	0	0
Oct 13	Buf	DNP			0	0	-	0	0
Oct 18	Hou	DNP			0	0	-	0	0
Oct 25	Pit	DNP			0	0	-	0	0
Nov 1	@ Cin	DNP			0	0	-	0	0
Nov 8	Chi	DNP			0	0	-	0	0
Nov 12	Ind	p			0	0	-	0	0
Nov 22	@ Bal	p			0	0	-	0	0
Nov 29	@ Ind	p			3	-5	-1.7	-1	0
Dec 6	Cle	DNP			0	0	-	0	0
Dec 13	@ Jax	p			1	18	18.0	18	0
Dec 20	Det	p			3	-3	-1	-1	0
Dec 27	@ GB	p			0	0	-	0	0
Jan 3	@ Hou	DNP			0	0	-	0	0
<b>2020 Totals</b>		<b>6</b>	<b>/</b>	<b>0</b>	<b>7</b>	<b>10</b>	<b>1.4</b>	<b>18</b>	<b>0</b>
Jan 10	Bal	DNP			0	0	-	0	0
<b>Playoff Totals:</b>		<b>0</b>	<b>/</b>	<b>0</b>	<b>0</b>	<b>0</b>	<b>0.0</b>	<b>0</b>	<b>0</b>

**Other rushers:** Cameron Batson (1 for 11 yards vs. JAX, 9/20); Adam Humphries (1 for 0 yards at MIN, 9/27); Kalif Raymond (1 for -3 yards at MIN, 9/27); Jonnu Smith (1 for 1 yard vs. IND, 11/12); Cameron Batson (1 for 4 yards at BAL, 11/23); Cameron Batson (1 for 5 yards at IND, 11/30); Cameron Batson (1 for 0 yards vs. CLE, 12/6); Amani Hooker (1 for 4 yards at JAX, 12/13); Jonnu Smith (1 for 3 yards at JAX, 12/13)

## 2020 TITANS GAME-BY-GAME INDIVIDUAL RECEIVING STATISTICS

### CAMERON BATSON (WR)

Date	Opp	GP	/	GS	No	Yds	Avg	Lg	TD
Sept 14	@ Den			PS	0	0	-	0	0
Sept 20	Jax			p	2	26	13.0	18	0
Sept 27	@ Min			S	0	0	-	0	0
Oct 13	Buf			R/C	Placed on Reserve/COVID-19 Oct. 2, 2020.				
Oct 18	Hou			p	1	13	13	13	0
Oct 25	Pit			PS	0	0	-	0	0
Nov 1	@ Cin			PS	Signed to the Active Roster Nov. 7, 2020.				
Nov 8	Chi			p	1	6	6.0	6	0
Nov 12	Ind			p	2	8	4.0	5	0
Nov 22	@ Bal			p	2	21	10.5	14	0
Nov 29	@ Ind			p	0	0	-	0	0
Dec 6	Cle			p	3	14	4.7	8t	1
Dec 13	@ Jax			p	0	0	-	0	0
Dec 20	Det			p	0	0	-	0	0
Dec 27	@ GB			p	1	12	12.0	12	0
Jan 3	@ Hou			p	0	0	-	0	0
<b>2020 Totals</b>		<b>12</b>	<b>/</b>	<b>1</b>	<b>12</b>	<b>100</b>	<b>8.3</b>	<b>18</b>	<b>1</b>
Jan 10	Bal			p	1	6	6.0	6	0
<b>Playoff Totals:</b>		<b>1</b>	<b>/</b>	<b>0</b>	<b>1</b>	<b>6</b>	<b>6.0</b>	<b>6</b>	<b>0</b>

### KHARI BLASINGAME (RB/FB)

Date	Opp	GP	/	GS	No	Yds	Avg	Lg	TD
Sept 14	@ Den			p	1	5	5.0	5	0
Sept 20	Jax			S	0	0	-	0	0
Sept 27	@ Min			p	0	0	-	0	0
Oct 13	Buf			R/C	Placed on Reserve/COVID-19 Oct. 5, 2020.				
Oct 18	Hou			S	0	0	-	0	0
Oct 25	Pit			p	0	0	-	0	0
Nov 1	@ Cin			p	1	5	5.0	5	0
Nov 8	Chi			S	0	0	-	0	0
Nov 12	Ind			S	1	13	13.0	13	0
Nov 22	@ Bal			S	0	0	-	0	0
Nov 29	@ Ind			S	1	16	16.0	16	0
Dec 6	Cle			p	0	0	-	0	0
Dec 13	@ Jax			p	0	0	-	0	0
Dec 20	Det			S	0	0	-	0	0
Dec 27	@ GB			p	0	0	-	0	0
Jan 3	@ Hou			p	0	0	-	0	0
<b>2020 Totals</b>		<b>15</b>	<b>/</b>	<b>7</b>	<b>4</b>	<b>39</b>	<b>9.8</b>	<b>16</b>	<b>0</b>
Jan 10	Bal			S	0	0	-	0	0
<b>Playoff Totals:</b>		<b>1</b>	<b>/</b>	<b>1</b>	<b>0</b>	<b>0</b>	<b>-</b>	<b>0</b>	<b>0</b>

### A.J. BROWN (WR)

Date	Opp	GP	/	GS	No	Yds	Avg	Lg	TD
Sept 14	@ Den			S	5	39	7.8	12	0
Sept 20	Jax			IA	0	0	-	0	0
Sept 27	@ Min			IA	0	0	-	0	0
Oct 13	Buf			p	7	82	11.7	16t	1
Oct 18	Hou			S	5	58	11.6	18	2
Oct 25	Pit			S	6	153	25.5	73t	1
Nov 1	@ Cin			S	4	24	6.0	9t	1
Nov 8	Chi			S	4	101	25.3	40t	1
Nov 12	Ind			p	1	21	21.0	21	0
Nov 22	@ Bal			S	4	62	15.5	25	1
Nov 29	@ Ind			S	4	98	24.5	69t	1
Dec 6	Cle			S	4	87	21.8	40	0
Dec 13	@ Jax			S	7	112	16.0	37t	1
Dec 20	Det			S	5	44	8.8	14	1
Dec 27	@ GB			S	4	43	10.8	12	0
Jan 3	@ Hou			S	10	151	15.1	52	1
<b>2020 Totals</b>		<b>14</b>	<b>/</b>	<b>12</b>	<b>70</b>	<b>1075</b>	<b>15.4</b>	<b>73t</b>	<b>11</b>
Jan 10	Bal			S	6	83	13.8	28	1
<b>Playoff Totals:</b>		<b>1</b>	<b>/</b>	<b>1</b>	<b>6</b>	<b>83</b>	<b>13.8</b>	<b>28</b>	<b>1</b>

### COREY DAVIS (WR)

Date	Opp	GP	/	GS	No	Yds	Avg	Lg	TD
Sept 14	@ Den			S	7	101	14.4	23	0
Sept 20	Jax			S	3	36	12.0	17	1
Sept 27	@ Min			S	5	69	13.8	38	0
Oct 13	Buf			R/C	Placed on Reserve/COVID-19 Oct. 7, 2020.				
Oct 18	Hou			R/C					
Oct 25	Pit			S	6	35	5.8	7	1
Nov 1	@ Cin			S	8	128	16.0	27	1
Nov 8	Chi			S	0	0	-	0	0
Nov 12	Ind			p	5	67	13.4	20	0
Nov 22	@ Bal			p	5	113	22.6	50	0
Nov 29	@ Ind			S	3	70	23.3	37	0
Dec 6	Cle			S	11	182	16.5	43	1
Dec 13	@ Jax			S	3	34	11.3	19	0
Dec 20	Det			S	4	110	27.5	75t	1
Dec 27	@ GB			S	0	0	-	0	0
Jan 3	@ Hou			S	5	39	7.8	19	0
<b>2020 Totals</b>		<b>14</b>	<b>/</b>	<b>12</b>	<b>65</b>	<b>984</b>	<b>15.1</b>	<b>75t</b>	<b>5</b>
Jan 10	Bal			p	0	0	-	0	0
<b>Playoff Totals:</b>		<b>1</b>	<b>/</b>	<b>0</b>	<b>0</b>	<b>0</b>	<b>-</b>	<b>0</b>	<b>0</b>

### DARRYNTON EVANS (RB)

Date	Opp	GP	/	GS	No	Yds	Avg	Lg	TD
Sept 14	@ Den			IA	0	0	-	0	0
Sept 20	Jax			IA	0	0	-	0	0
Sept 27	@ Min			p	0	0	-	0	0
Oct 13	Buf			p	0	0	-	0	0
Oct 18	Hou			IR					
Oct 25	Pit			IR					
Nov 1	@ Cin			IR					
Nov 8	Chi			IR					
Nov 12	Ind			IR	Placed on Injured Reserve Oct. 15, 2020.				
Nov 22	@ Bal			IR					
Nov 29	@ Ind			IR					
Dec 6	Cle			IR					
Dec 13	@ Jax			IA	0	0	-	0	0
Dec 20	Det			p	2	27	13.5	24	1
Dec 27	@ GB			p	0	0	-	0	0
Jan 3	@ Hou			p	0	0	-	0	0
<b>2020 Totals</b>		<b>5</b>	<b>/</b>	<b>0</b>	<b>2</b>	<b>27</b>	<b>13.5</b>	<b>24</b>	<b>1</b>
Jan 10	Bal			p	0	0	-	0	0
<b>Playoff Totals:</b>		<b>1</b>	<b>/</b>	<b>0</b>	<b>0</b>	<b>0</b>	<b>-</b>	<b>0</b>	<b>0</b>

### ANTHONY FIRKSER (TE)

Date	Opp	GP	/	GS	No	Yds	Avg	Lg	TD
Sept 14	@ Den			p	2	5	2.5	6	0
Sept 20	Jax			p	4	45	11.3	16	0
Sept 27	@ Min			p	0	0	-	0	0
Oct 13	Buf			S	3	19	6.3	12	0
Oct 18	Hou			p	8	113	14.1	45	1
Oct 25	Pit			p	2	7	3.5	4	0
Nov 1	@ Cin			p	2	36	18.0	26	0
Nov 8	Chi			p	3	19	6.3	12	0
Nov 12	Ind			p	1	5	5.0	5	0
Nov 22	@ Bal			p	4	33	8.3	12	0
Nov 29	@ Ind			p	0	0	-	0	0
Dec 6	Cle			p	5	51	10.2	14	0
Dec 13	@ Jax			p	1	5	5.0	5	0
Dec 20	Det			p	1	20	20	20	0
Dec 27	@ GB			p	1	11	11.0	11	0
Jan 3	@ Hou			p	2	18	9.0	12	0
<b>2020 Totals</b>		<b>16</b>	<b>/</b>	<b>1</b>	<b>39</b>	<b>387</b>	<b>9.9</b>	<b>45</b>	<b>1</b>
Jan 10	Bal			p	2	44	22.0	35	0
<b>Playoff Totals:</b>		<b>1</b>	<b>/</b>	<b>0</b>	<b>2</b>	<b>44</b>	<b>22.0</b>	<b>35</b>	<b>0</b>

## 2020 TITANS GAME-BY-GAME INDIVIDUAL RECEIVING STATISTICS

### DERRICK HENRY (RB)

Date	Opp	GP	/	GS	No	Yds	Avg	Lg	TD
Sept 14	@ Den	S			3	15	5.0	6	0
Sept 20	Jax	S			0	0	-	0	0
Sept 27	@ Min	S			2	11	5.5	6	0
Oct 13	Buf	S			1	6	6.0	6	0
Oct 18	Hou	S			2	52	26.0	53	0
Oct 25	Pit	S			2	-3	-1.5	-1	0
Nov 1	@ Cin	S			0	0	-	0	0
Nov 8	Chi	S			0	0	-	0	0
Nov 12	Ind	S			1	6	6.0	6	0
Nov 22	@ Bal	S			1	-1	-1.0	-1	0
Nov 29	@ Ind	S			2	7	3.5	4	0
Dec 6	Cle	S			1	9	9.0	9	0
Dec 13	@ Jax	S			2	7	3.5	6	0
Dec 20	Det	S			2	5	2.5	6	0
Dec 27	@ GB	S			0	0	-	0	0
Jan 3	@ Hou	S			0	0	-	0	0
<b>2020 Totals</b>		<b>16</b>	<b>/</b>	<b>16</b>	<b>19</b>	<b>114</b>	<b>6.0</b>	<b>53</b>	<b>0</b>
Jan 10	Bal	S			3	11	3.7	7	0
<b>Playoff Totals:</b>		<b>1</b>	<b>/</b>	<b>1</b>	<b>3</b>	<b>11</b>	<b>3.7</b>	<b>7</b>	<b>0</b>

### CODY HOLLISTER (WR)

Date	Opp	GP	/	GS	No	Yds	Avg	Lg	TD
Sept 14	@ Den	p			0	0	-	0	0
Sept 20	Jax	PS							
Sept 27	@ Min	PS							
Oct 13	Buf	p			1	12	12.0	12	0
Oct 18	Hou	PS			0	0	-	0	0
Oct 25	Pit	PS			0	0	-	0	0
Nov 1	@ Cin	PS			0	0	-	0	0
Nov 8	Chi	PS			0	0	-	0	0
Nov 12	Ind	PS			0	0	-	0	0
Nov 22	@ Bal	PS			0	0	-	0	0
Nov 29	@ Ind	PS			0	0	-	0	0
Dec 6	Cle	PS			0	0	-	0	0
Dec 13	@ Jax	PS			0	0	-	0	0
Dec 20	Det	R/PSC							
Dec 27	@ GB	R/PSC							
Jan 3	@ Hou	0			0	0	-	0	0
<b>2020 Totals</b>		<b>2</b>	<b>/</b>	<b>0</b>	<b>1</b>	<b>12</b>	<b>12.0</b>	<b>12</b>	<b>0</b>
Jan 10	Bal	PS			0	0	-	0	0
<b>Playoff Totals:</b>		<b>0</b>	<b>/</b>	<b>0</b>	<b>0</b>	<b>0</b>	<b>-</b>	<b>0</b>	<b>0</b>

### ADAM HUMPHRIES (WR)

Date	Opp	GP	/	GS	No	Yds	Avg	Lg	TD
Sept 14	@ Den	p			6	47	7.8	10	0
Sept 20	Jax	p			5	48	9.6	18t	1
Sept 27	@ Min	S			4	41	10.3	23	0
Oct 13	Buf	R/C							
Oct 18	Hou	p			6	64	10.7	22t	1
Oct 25	Pit	p			1	19	19.0	19	0
Nov 1	@ Cin	p			0	0	-	0	0
Nov 8	Chi	IA			0	0	-	0	0
Nov 12	Ind	IA			0	0	-	0	0
Nov 22	@ Bal	IA			0	0	-	0	0
Nov 29	@ Ind	IA			0	0	-	0	0
Dec 6	Cle	p			1	9	9.0	9	0
Dec 13	@ Jax	IR							
Dec 20	Det	IR							
Dec 27	@ GB	IR							
Jan 3	@ Hou	IR							
<b>2020 Totals</b>		<b>7</b>	<b>/</b>	<b>1</b>	<b>23</b>	<b>228</b>	<b>9.9</b>	<b>23</b>	<b>2</b>
Jan 10	Bal	IR							
<b>Playoff Totals:</b>		<b>0</b>	<b>/</b>	<b>0</b>	<b>0</b>	<b>0</b>	<b>-</b>	<b>0</b>	<b>0</b>

### JEREMY MCNICHOLS (RB)

Date	Opp	GP	/	GS	No	Yds	Avg	Lg	TD
Sept 14	@ Den	p			0	0	-	0	0
Sept 20	Jax	p			0	0	-	0	0
Sept 27	@ Min	p			1	5	5.0	5	0
Oct 13	Buf	p			1	3	3.0	3	0
Oct 18	Hou	p			2	11	5.5	9	0
Oct 25	Pit	p			0	0	-	0	0
Nov 1	@ Cin	p			0	0	-	0	0
Nov 8	Chi	p			0	0	-	0	0
Nov 12	Ind	p			1	8	8.0	8	0
Nov 22	@ Bal	p			1	2	2.0	2	0
Nov 29	@ Ind	p			0	0	-	0	0
Dec 6	Cle	p			3	15	5.0	8	0
Dec 13	@ Jax	p			1	0	0.0	0	0
Dec 20	Det	p			1	5	5	5	0
Dec 27	@ GB	p			1	6	6.0	6	0
Jan 3	@ Hou	p			0	0	-	0	0
<b>2020 Totals</b>		<b>16</b>	<b>/</b>	<b>0</b>	<b>12</b>	<b>55</b>	<b>4.6</b>	<b>9</b>	<b>0</b>
Jan 10	Bal	p			0	0	-	0	0
<b>Playoff Totals:</b>		<b>1</b>	<b>/</b>	<b>0</b>	<b>0</b>	<b>0</b>	<b>-</b>	<b>0</b>	<b>0</b>

### SENORISE PERRY (RB)

Date	Opp	GP	/	GS	No	Yds	Avg	Lg	TD
Sept 14	@ Den	p			0	0	-	0	0
Sept 20	Jax	p			0	0	-	0	0
Sept 27	@ Min	IR							
Oct 13	Buf	IR							
Oct 18	Hou	IR							
Oct 25	Pit	IR							
Nov 1	@ Cin	IR							
Nov 8	Chi	IR							
Nov 12	Ind	IR							
Nov 22	@ Bal	p			0	0	-	0	0
Nov 29	@ Ind	p			0	0	-	0	0
Dec 6	Cle	p			0	0	-	0	0
Dec 13	@ Jax	p			0	0	-	0	0
Dec 20	Det	p			0	0	-	0	0
Dec 27	@ GB	IA			0	0	-	0	0
Jan 3	@ Hou	IA			0	0	-	0	0
<b>2020 Totals</b>		<b>7</b>	<b>/</b>	<b>0</b>	<b>0</b>	<b>0</b>	<b>-</b>	<b>0</b>	<b>0</b>
Jan 10	Bal	IA			0	0	-	0	0
<b>Playoff Totals:</b>		<b>0</b>	<b>/</b>	<b>0</b>	<b>0</b>	<b>0</b>	<b>-</b>	<b>0</b>	<b>0</b>

### MYCOLE PRUITT (TE)

Date	Opp	GP	/	GS	No	Yds	Avg	Lg	TD
Sept 14	@ Den	S			1	1	1.0	1	1
Sept 20	Jax	p			0	0	-	0	0
Sept 27	@ Min	p			2	16	8	10	0
Oct 13	Buf	R/C							
Oct 18	Hou	R/C							
Oct 25	Pit	S			0	0	-	0	0
Nov 1	@ Cin	S			0	0	-	0	0
Nov 8	Chi	p			0	0	-	0	0
Nov 12	Ind	IA			0	0	-	0	0
Nov 22	@ Bal	IA			0	0	-	0	0
Nov 29	@ Ind	IA			0	0	-	0	0
Dec 6	Cle	S			1	22	22.0	22t	1
Dec 13	@ Jax	p			0	0	-	0	0
Dec 20	Det	p			1	10	10	10	0
Dec 27	@ GB	p			0	0	-	0	0
Jan 3	@ Hou	p			0	0	-	0	0
<b>2020 Totals</b>		<b>11</b>	<b>/</b>	<b>4</b>	<b>5</b>	<b>49</b>	<b>9.8</b>	<b>22t</b>	<b>2</b>
Jan 10	Bal	p			0	0	-	0	0
<b>Playoff Totals:</b>		<b>1</b>	<b>/</b>	<b>0</b>	<b>0</b>	<b>0</b>	<b>-</b>	<b>0</b>	<b>0</b>

## 2020 TITANS GAME-BY-GAME INDIVIDUAL RECEIVING STATISTICS

### KALIF RAYMOND (WR)

Date	Opp	GP	/	GS	No	Yds	Avg	Lg	TD
Sept 14	@ Den			p	0	0	-	0	0
Sept 20	Jax			S	0	0	-	0	0
Sept 27	@ Min			p	3	118	39.3	61	0
Oct 13	Buf			S	2	26	13.0	20	0
Oct 18	Hou			p	3	32	10.7	20	0
Oct 25	Pit			p	0	0	-	0	0
Nov 1	@ Cin			p	1	11	11.0	11	0
Nov 8	Chi			p	0	0	-	0	0
Nov 12	Ind			S	0	0	-	0	0
Nov 22	@ Bal			p	0	0	-	0	0
Nov 29	@ Ind			p	0	0	-	0	0
Dec 6	Cle			p	0	0	-	0	0
Dec 13	@ Jax			p	0	0	-	0	0
Dec 20	Det		R/C		Placed on Reserve/COVID-19 Dec. 19, 2020.				
Dec 27	@ GB			p	0	0	-	0	0
Jan 3	@ Hou			p	0	0	-	0	0
<b>2020 Totals</b>		<b>15</b>	<b>/</b>	<b>3</b>	<b>9</b>	<b>187</b>	<b>20.8</b>	<b>61</b>	<b>0</b>
Jan 10	Bal			p	0	0	-	0	0
<b>Playoff Totals:</b>		<b>1</b>	<b>/</b>	<b>0</b>	<b>0</b>	<b>0</b>	<b>-</b>	<b>0</b>	<b>0</b>

### JONNU SMITH (TE)

Date	Opp	GP	/	GS	No	Yds	Avg	Lg	TD
Sept 14	@ Den			S	4	36	9.0	22	1
Sept 20	Jax			S	4	84	21.0	63	2
Sept 27	@ Min			S	5	61	12.2	21	0
Oct 13	Buf			S	5	40	8.0	14	2
Oct 18	Hou			S	1	13	13.0	13	0
Oct 25	Pit			S	1	9	9.0	9	0
Nov 1	@ Cin			S	2	29	14.5	19	0
Nov 8	Chi			S	2	32	16.0	30	1
Nov 12	Ind			S	2	14	7.0	8	0
Nov 22	@ Bal			S	4	20	5.0	8	1
Nov 29	@ Ind			p	0	0	-	0	0
Dec 6	Cle			IA	0	0	-	0	0
Dec 13	@ Jax			S	2	20	10.0	11	0
Dec 20	Det			S	5	52	10.4	19	0
Dec 27	@ GB			S	3	30	10.0	12t	1
Jan 3	@ Hou			S	1	8	8.0	8	0
<b>2020 Totals</b>		<b>15</b>	<b>/</b>	<b>14</b>	<b>41</b>	<b>448</b>	<b>10.9</b>	<b>63</b>	<b>8</b>
Jan 10	Bal			S	2	9	4.5	5	0
<b>Playoff Totals:</b>		<b>1</b>	<b>/</b>	<b>1</b>	<b>2</b>	<b>9</b>	<b>4.5</b>	<b>5</b>	<b>0</b>

### GEOFF SWAIM (TE)

Date	Opp	GP	/	GS	No	Yds	Avg	Lg	TD
Sept 14	@ Den			IA	0	0	-	0	0
Sept 20	Jax			IA	0	0	-	0	0
Sept 27	@ Min			IA	0	0	-	0	0
Oct 13	Buf			S	0	0	-	0	0
Oct 18	Hou			p	2	10	5.0	8	0
Oct 25	Pit			p	0	0	-	0	0
Nov 1	@ Cin			IA	0	0	-	0	0
Nov 8	Chi			IA	0	0	-	0	0
Nov 12	Ind			S	0	0	-	0	0
Nov 22	@ Bal			S	1	9	9.0	9	0
Nov 29	@ Ind			S	3	30	10.0	12	0
Dec 6	Cle			S	0	0	-	0	0
Dec 13	@ Jax			S	3	34	11.3	16	1
Dec 20	Det			IA	0	0	-	0	0
Dec 27	@ GB			S	0	0	-	0	0
Jan 3	@ Hou			S	0	0	-	0	0
<b>2020 Totals</b>		<b>10</b>	<b>/</b>	<b>8</b>	<b>9</b>	<b>83</b>	<b>9.2</b>	<b>16</b>	<b>1</b>
Jan 10	Bal			S	1	5	5.0	5	0
<b>Playoff Totals:</b>		<b>1</b>	<b>/</b>	<b>1</b>	<b>1</b>	<b>5</b>	<b>5.0</b>	<b>5</b>	<b>0</b>

### NICK WESTBROOK-IKHINE (WR)

Date	Opp	GP	/	GS	No	Yds	Avg	Lg	TD
Sept 14	@ Den			IA	0	0	-	0	0
Sept 20	Jax			p	0	0	-	0	0
Sept 27	@ Min			p	0	0	-	0	0
Oct 13	Buf			p	1	7	7.0	7	0
Oct 18	Hou			S	0	0	-	0	0
Oct 25	Pit			p	0	0	-	0	0
Nov 1	@ Cin			p	0	0	-	0	0
Nov 8	Chi			p	0	0	-	0	0
Nov 12	Ind			p	0	0	-	0	0
Nov 22	@ Bal			p	1	7	7.0	7	0
Nov 29	@ Ind			p	0	0	-	0	0
Dec 6	Cle			IA	0	0	-	0	0
Dec 13	@ Jax			p	0	0	-	0	0
Dec 20	Det			p	0	0	-	0	0
Dec 27	@ GB			p	1	19	19.0	19	0
Jan 3	@ Hou			p	0	0	-	0	0
<b>2020 Totals</b>		<b>14</b>	<b>/</b>	<b>1</b>	<b>3</b>	<b>33</b>	<b>11.0</b>	<b>19</b>	<b>0</b>
Jan 10	Bal			p	2	17	8.5	12	0
<b>Playoff Totals:</b>		<b>1</b>	<b>/</b>	<b>0</b>	<b>2</b>	<b>17</b>	<b>8.5</b>	<b>12</b>	<b>0</b>

Other receivers: Ryan Tannehill (1 for 0 yards at MIN, 9/27); D'Onta Foreman (1 for 5 yards vs. IND, 11/12); Ryan Tannehill (1 for -10 yards vs. BAL, 1/10)



## 2020 TITANS GAME-BY-GAME INDIVIDUAL PUNTING STATISTICS

### RYAN ALLEN

Date	Opp	GP / GS	No.	Yds	Avg	Ret	Yds	R Avg	TB	In	Lg	Blk	Net
Sept 14	@ Den	NOR											
Sept 20	Jax	NOR											
Sept 27	@ Min	NOR											
Oct 13	Buf	NOR											
Oct 18	Hou	NOR											
Oct 25	Pit	NOR											
Nov 1	@ Cin	NOR											
Nov 8	Chi	NOR											
Nov 12	Ind	p	0	2	64.0	32	0	0.0	-	0	0	47	1.0
Nov 22	@ Bal	p	0	2	93.0	46.5	1	7.0	7	0	0	52	0.0
Nov 29	@ Ind	PS	0	0	0.0	-	0	0.0	-	0	0	0	0.0
Dec 6	Cle	PS	0	0	0.0	-	0	0.0	-	0	0	0	0.0
Dec 13	@ Jax	R/PSC											
Dec 20	Det	PS	0	0	0.0	-	0	0.0	-	0	0	0	0.0
Dec 27	@ GB	PS	0	0	0.0	-	0	0.0	-	0	0	0	0.0
Jan 3	@ Hou	PS	0	0	0.0	-	0	0.0	-	0	0	0	0.0
<b>2020 Totals</b>		<b>2 / 0</b>	<b>4</b>	<b>157</b>	<b>39.3</b>	<b>1</b>	<b>7</b>	<b>7.0</b>	<b>0</b>	<b>0</b>	<b>52</b>	<b>1</b>	<b>30.0</b>
Jan 10	Bal	PS	0	0	-	0	0	-	0	0	0	0	-
<b>Playoff Totals:</b>		<b>0 / 0</b>	<b>0</b>	<b>0</b>	<b>-</b>	<b>0</b>	<b>0</b>	<b>-</b>	<b>0</b>	<b>0</b>	<b>0</b>	<b>0</b>	<b>-</b>

Signed to the Practice Squad on Nov. 7, 2020.

Placed on Practice Squad Reserve/COVID-19 Dec. 8, 2020.

### TREVOR DANIEL

Date	Opp	GP / GS	No.	Yds	Avg	Ret	Yds	R Avg	TB	In	Lg	Blk	Net
Sept 14	@ Den	NOR											
Sept 20	Jax	NOR											
Sept 27	@ Min	NOR											
Oct 13	Buf	NOR											
Oct 18	Hou	NOR											
Oct 25	Pit	NOR											
Nov 1	@ Cin	NOR											
Nov 8	Chi	NOR											
Nov 12	Ind	p	0	2	64.0	32	0	0.0	-	0	0	47	1.0
Nov 22	@ Bal	p	0	2	93.0	46.5	1	7.0	7	0	0	52	0.0
Nov 29	@ Ind	PS	0	0	0.0	-	0	0.0	-	0	0	0	0.0
Dec 6	Cle	PS	0	0	0.0	-	0	0.0	-	0	0	0	0.0
Dec 13	@ Jax	R/PSC											
Dec 20	Det	PS	0	0	0.0	-	0	0.0	-	0	0	0	0.0
Dec 27	@ GB	PS	0	0	0.0	-	0	0.0	-	0	0	0	0.0
Jan 3	@ Hou	PS	0	0	0.0	-	0	0.0	-	0	0	0	0.0
<b>2020 Totals</b>		<b>2 / 0</b>	<b>4</b>	<b>157</b>	<b>39.3</b>	<b>1</b>	<b>7</b>	<b>7.0</b>	<b>0</b>	<b>0</b>	<b>52</b>	<b>1</b>	<b>30.0</b>
Jan 10	Bal	PS	0	0	-	0	0	-	0	0	0	0	-
<b>Playoff Totals:</b>		<b>0 / 0</b>	<b>0</b>	<b>0</b>	<b>-</b>	<b>0</b>	<b>0</b>	<b>-</b>	<b>0</b>	<b>0</b>	<b>0</b>	<b>0</b>	<b>-</b>

Signed to the Practice Squad on Nov. 7, 2020.

Placed on Practice Squad Reserve/COVID-19 Dec. 8, 2020.

### BRETT KERN

Date	Opp	GP / GS	No.	Yds	Avg	Ret	Yds	R Avg	TB	In	Lg	Blk	Net
Sept 14	@ Den	p	4	204	51.0	2	16	8.0	0	2	66	0	47.0
Sept 20	Jax	p	3	122	40.7	1	0	0.0	0	3	57	0	40.7
Sept 27	@ Min	p	3	143	47.7	0	0	-	1	1	59	0	41.0
Oct 13	Buf	p	3	128	42.7	1	-1	-1.0	0	3	55	0	43.0
Oct 18	Hou	p	1	54	54.0	1	0	0.0	0	0	54	0	54.0
Oct 25	Pit	p	4	242	60.5	3	83	27.7	0	1	63	0	39.8
Nov 1	@ Cin	p	2	72	36.0	0	0	-	1	1	36	0	26.0
Nov 8	Chi	IR											
Nov 12	Ind	IR											
Nov 22	@ Bal	IR											
Nov 29	@ Ind	p	4	160	40.0	0	0	-	0	4	48	0	40.0
Dec 6	Cle	p	3	138	46.0	3	1	0.3	0	0	54	0	45.7
Dec 13	@ Jax	p	4	165	41.3	0	0	-	0	4	50	0	41.3
Dec 20	Det	p	1	47	47.0	1	-1	-1.0	0	1	47	0	48.0
Dec 27	@ GB	p	4	174	43.5	0	0	-	1	1	60	0	38.5
Jan 3	@ Hou	p	1	46	46.0	1	2	2.0	0	1	46	0	44.0
<b>2020 Totals</b>		<b>13 / 0</b>	<b>37</b>	<b>1,695</b>	<b>45.8</b>	<b>13</b>	<b>100</b>	<b>7.7</b>	<b>3</b>	<b>22</b>	<b>66</b>	<b>0</b>	<b>41.5</b>
Jan 10	Bal	p	5	228	45.6	0	0	-	0	4	53	0	45.6
<b>Playoff Totals:</b>		<b>1 / 0</b>	<b>5</b>	<b>228</b>	<b>45.6</b>	<b>0</b>	<b>0</b>	<b>-</b>	<b>0</b>	<b>4</b>	<b>53</b>	<b>0</b>	<b>45.6</b>

Placed on Injured Reserve Nov. 7, 2020.

Other punters: None

## 2020 TITANS GAME-BY-GAME INDIVIDUAL RETURN STATISTICS

CAMERON BATSON				PUNT RETURNS						KICKOFF RETURNS															
Date	Opp	GP	/ GS	No	FC	Yds	Avg	Lg	TD	No	Yds	Avg	Lg	TD											
Sept 14	@ Den		PS	0	0	0	-	0	0	0	0	-	0	0											
Sept 20	Jax		p	0	0	0	-	0	0	0	0	-	0	0											
Sept 27	@ Min		S	0	0	0	-	0	0	0	0	-	0	0											
Oct 13	Buf		R/C	Placed on Reserve/COVID-19 Oct. 2, 2020.																					
Oct 18	Hou		p	0	0	0	-	0	0	0	0	-	0	0											
Oct 25	Pit		PS	0	0	0	-	0	0	0	0	-	0	0											
Nov 1	@ Cin		PS	Signed to the Active Roster Nov. 7, 2020.																					
Nov 8	Chi		p	0	0	0	-	0	0	1	23	23.0	23	0											
Nov 12	Ind		p	0	0	0	-	0	0	2	60	30.0	35	0											
Nov 22	@ Bal		p	0	0	0	-	0	0	3	47	15.7	19	0											
Nov 29	@ Ind		p	0	0	0	-	0	0	1	18	18.0	18	0											
Dec 6	Cle		p	0	0	0	-	0	0	4	83	20.8	27	0											
Dec 13	@ Jax		p	0	0	0	-	0	0	0	0	-	0	0											
Dec 20	Det		p	0	1	0	-	0	0	0	0	-	0	0											
Dec 27	@ GB		p	0	0	0	-	0	0	0	0	-	0	0											
Jan 3	@ Hou		p	0	0	0	-	0	0	0	0	-	0	0											
<b>2020 Totals</b>		<b>12</b>	<b>/ 1</b>	<b>0</b>	<b>1</b>	<b>0</b>	<b>-</b>	<b>0</b>	<b>0</b>	<b>11</b>	<b>231</b>	<b>21.0</b>	<b>35</b>	<b>0</b>											
Jan 10	Bal		p	0	0	0	-	0	0	0	0	-	0	0											
<b>Playoff Totals:</b>		<b>1</b>	<b>/ 0</b>	<b>0</b>	<b>0</b>	<b>0</b>	<b>-</b>	<b>0</b>	<b>0</b>	<b>0</b>	<b>0</b>	<b>-</b>	<b>0</b>	<b>0</b>											
DARRYNTON EVANS				PUNT RETURNS						KICKOFF RETURNS															
Date	Opp	GP	/ GS	No	FC	Yds	Avg	Lg	TD	No	Yds	Avg	Lg	TD											
Sept 14	@ Den		IA	0	0	0	-	0	0	0	0	-	0	0											
Sept 20	Jax		IA	0	0	0	-	0	0	0	0	-	0	0											
Sept 27	@ Min		p	0	0	0	-	0	0	0	0	-	0	0											
Oct 13	Buf		p	0	0	0	-	0	0	0	0	-	0	0											
Oct 18	Hou		IR	Placed on Injured Reserve Oct. 15, 2020																					
Oct 25	Pit		IR																						
Nov 1	@ Cin		IR																						
Nov 8	Chi		IR																						
Nov 12	Ind		IR																						
Nov 22	@ Bal		IR																						
Nov 29	@ Ind		IR																						
Dec 6	Cle		IR																						
Dec 13	@ Jax		IA												0	0	0	-	0	0	0	0	-	0	0
Dec 20	Det		p												0	0	0	-	0	0	2	45	22.5	28	0
Dec 27	@ GB		p	0	0	0	-	0	0	6	145	24.2	31	0											
Jan 3	@ Hou		p	0	0	0	-	0	0	1	16	16.0	16	0											
<b>2020 Totals</b>		<b>5</b>	<b>/ 0</b>	<b>0</b>	<b>0</b>	<b>0</b>	<b>-</b>	<b>0</b>	<b>0</b>	<b>9</b>	<b>206</b>	<b>22.9</b>	<b>31</b>	<b>0</b>											
Jan 10	Bal		p	0	0	0	-	0	0	2	46	23.0	25	0											
<b>Playoff Totals:</b>		<b>1</b>	<b>/ 0</b>	<b>0</b>	<b>0</b>	<b>0</b>	<b>-</b>	<b>0</b>	<b>0</b>	<b>2</b>	<b>46</b>	<b>23.0</b>	<b>25</b>	<b>0</b>											
KALIF RAYMOND				PUNT RETURNS						KICKOFF RETURNS															
Date	Opp	GP	/ GS	No	FC	Yds	Avg	Lg	TD	No	Yds	Avg	Lg	TD											
Sept 14	@ Den		p	3	1	19	6.3	11	0	1	19	19.0	19	0											
Sept 20	Jax		S	1	0	0	0.0	0	0	3	52	17.3	23	0											
Sept 27	@ Min		p	2	1	5	2.5	3	0	1	30	30.0	30	0											
Oct 13	Buf		S	2	0	40	20.0	40	0	2	35	17.5	22	0											
Oct 18	Hou		p	3	0	20	6.7	16	0	3	63	21.0	23	0											
Oct 25	Pit		p	1	1	5	5.0	5	0	3	43	14.3	23	0											
Nov 1	@ Cin		p	1	0	3	3.0	3	0	1	19	19.0	19	0											
Nov 8	Chi		p	3	2	49	16.3	21	0	1	14	14.0	14	0											
Nov 12	Ind		S	1	0	2	2.0	2	0	0	0	-	0	0											
Nov 22	@ Bal		p	0	2	0	-	0	0	0	0	-	0	0											
Nov 29	@ Ind		p	4	1	52	13.0	17	0	0	0	-	0	0											
Dec 6	Cle		p	0	2	0	-	0	0	0	0	-	0	0											
Dec 13	@ Jax		p	2	0	13	6.5	13	0	0	0	-	0	0											
Dec 20	Det		R/C	Placed on Reserve/COVID-19 Dec. 19, 2020.																					
Dec 27	@ GB		p	0	0	0	-	0	0	0	0	-	0	0											
Jan 3	@ Hou		p	0	1	0	-	0	0	0	0	-	0	0											
<b>2020 Totals</b>		<b>15</b>	<b>/ 3</b>	<b>23</b>	<b>11</b>	<b>208</b>	<b>9.0</b>	<b>40</b>	<b>0</b>	<b>15</b>	<b>275</b>	<b>18.3</b>	<b>30</b>	<b>0</b>											
Jan 10	Bal		p	2	0	8	4.0	6	0	0	0	-	0	0											
<b>Playoff Totals:</b>		<b>1</b>	<b>/ 0</b>	<b>2</b>	<b>0</b>	<b>8</b>	<b>4.0</b>	<b>6</b>	<b>0</b>	<b>0</b>	<b>0</b>	<b>-</b>	<b>0</b>	<b>0</b>											

**Other returners:** Joshua Kalu (1 KR for 2 yards vs. JAX, 9/20); Khari Blasingame (1 KR for 11 yards at CIN, 11/1); A.J. Brown (1 for 42 yards, touchdown, at IND, 11/30)



## 2020 TITANS GAME-BY-GAME INDIVIDUAL DEFENSIVE STATISTICS

JAYON BROWN (LB)					TACKLES . . .							INTERCEPTIONS . . .					FUMBLES . . .			SpT	
Date	Opp	GP	/	GS	Tot	Solo	Asst	Sk	Yds	QBP	TFL	No	Yds	Lg	TD	PD	FF	FR	Yds	SpT	
Sept 14	@ Den			S	5	2	3	0.0	0.0	0	1	0	0	0	0	0	0	0	0	0	0
Sept 20	Jax			S	7	3	4	0.0	0.0	1	1	0	0	0	0	1	0	0	0	0	0
Sept 27	@ Min			S	8	6	2	0.0	0.0	2	0	0	0	0	0	1	0	0	0	0	0
Oct 13	Buf			S	5	3	2	0.0	0.0	0	0	0	0	0	0	0	1	0	0	0	0
Oct 18	Hou			S	10	4	6	0.0	0.0	0	1	0	0	0	0	0	0	0	0	0	0
Oct 25	Pit			S	8	7	1	0.0	0.0	0	0	1	0	0	0	4	0	0	0	0	0
Nov 1	@ Cin			S	12	7	5	0.0	0.0	0	0	0	0	0	0	0	0	0	0	0	0
Nov 8	Chi			S	11	6	5	1.0	6.0	1	1	0	0	0	0	1	1	0	0	0	0
Nov 12	Ind			S	7	5	2	0.0	0.0	0	0	0	0	0	0	1	0	0	0	0	0
Nov 22	@ Bal			S	3	2	1	0.0	0.0	0	1	0	0	0	0	0	0	0	0	0	0
Nov 29	@ Ind			IR																	
Dec 6	Cle			IR																	
Dec 13	@ Jax			IR																	
Dec 20	Det			IR																	
Dec 27	@ GB			IR																	
Jan 3	@ Hou			IR																	
<b>2020 Totals</b>		<b>10</b>	<b>/</b>	<b>10</b>	<b>76</b>	<b>45</b>	<b>31</b>	<b>1.0</b>	<b>6.0</b>	<b>4</b>	<b>5</b>	<b>1</b>	<b>0</b>	<b>0</b>	<b>0</b>	<b>8</b>	<b>2</b>	<b>0</b>	<b>0</b>	<b>0</b>	<b>0</b>
Jan 10	Bal			IR																	
<b>Playoff Totals:</b>		<b>0</b>	<b>/</b>	<b>0</b>	<b>0</b>	<b>0</b>	<b>0</b>	<b>0.0</b>	<b>0</b>	<b>0</b>	<b>0</b>	<b>0</b>	<b>0</b>	<b>0</b>	<b>0</b>	<b>0</b>	<b>0</b>	<b>0</b>	<b>0</b>	<b>0</b>	<b>0</b>

Placed on Injured Reserve Nov. 24, 2020.

Placed on Injured Reserve Nov. 24, 2020.

MALCOLM BUTLER (CB)					TACKLES . . .							INTERCEPTIONS . . .					FUMBLES . . .			SpT	
Date	Opp	GP	/	GS	Tot	Solo	Asst	Sk	Yds	QBP	TFL	No	Yds	Lg	TD	PD	FF	FR	Yds	SpT	
Sept 14	@ Den			S	3	3	0	0.0	0.0	0	0	0	0	0	0	0	0	0	0	0	0
Sept 20	Jax			S	11	8	3	0.0	0.0	0	0	0	0	0	0	2	0	0	0	0	0
Sept 27	@ Min			S	4	4	0	0.0	0.0	0	0	0	0	0	0	2	0	0	0	0	0
Oct 13	Buf			S	7	7	0	0.0	0.0	0	1	2	97	68	0	2	0	0	0	0	0
Oct 18	Hou			S	8	8	0	0.0	0.0	0	0	0	0	0	0	1	0	0	0	0	0
Oct 25	Pit			S	8	7	1	0.0	0.0	0	0	0	0	0	0	0	0	0	0	0	0
Nov 1	@ Cin			S	8	4	4	0.0	0.0	0	0	0	0	0	0	1	0	0	0	0	0
Nov 8	Chi			S	4	3	1	0.0	0.0	0	0	0	0	0	0	2	0	0	0	0	0
Nov 12	Ind			S	7	5	2	0.0	0.0	0	0	0	0	0	0	1	0	0	0	0	0
Nov 22	@ Bal			S	4	4	0	0.0	0.0	0	0	0	0	0	0	0	0	0	0	0	0
Nov 29	@ Ind			S	4	4	0	0.0	0.0	0	0	0	0	0	0	0	0	0	0	0	0
Dec 6	Cle			S	8	7	1	0.0	0.0	0	0	0	0	0	0	0	0	0	0	0	0
Dec 13	@ Jax			S	3	3	0	0.0	0.0	0	0	1	11	11	0	2	0	0	0	0	0
Dec 20	Det			S	9	8	1	0.0	0.0	0	0	0	0	0	0	0	0	0	0	0	0
Dec 27	@ GB			S	6	6	0	0.0	0.0	0	0	1	3	3	0	1	0	0	0	0	0
Jan 3	@ Hou			S	6	5	1	0.0	0.0	0	0	0	0	0	0	0	0	0	0	0	0
<b>2020 Totals</b>		<b>16</b>	<b>/</b>	<b>16</b>	<b>100</b>	<b>86</b>	<b>14</b>	<b>0.0</b>	<b>0.0</b>	<b>0</b>	<b>1</b>	<b>4</b>	<b>111</b>	<b>68</b>	<b>0</b>	<b>14</b>	<b>0</b>	<b>0</b>	<b>0</b>	<b>0</b>	<b>0</b>
Jan 10	Bal			S	5	4	1	0.0	0	0	0	1	0	0	0	2	0	0	0	0	0
<b>Playoff Totals:</b>		<b>1</b>	<b>/</b>	<b>1</b>	<b>5</b>	<b>4</b>	<b>1</b>	<b>0.0</b>	<b>0</b>	<b>0</b>	<b>0</b>	<b>1</b>	<b>0</b>	<b>0</b>	<b>0</b>	<b>2</b>	<b>0</b>	<b>0</b>	<b>0</b>	<b>0</b>	<b>0</b>

KEVIN BYARD (S)					TACKLES . . .							INTERCEPTIONS . . .					FUMBLES . . .			SpT	
Date	Opp	GP	/	GS	Tot	Solo	Asst	Sk	Yds	QBP	TFL	No	Yds	Lg	TD	PD	FF	FR	Yds	SpT	
Sept 14	@ Den			S	9	8	1	0.0	0.0	0	0	0	0	0	0	1	1	0	0	0	0
Sept 20	Jax			S	3	2	1	0.0	0.0	0	0	0	0	0	0	0	0	0	0	0	0
Sept 27	@ Min			S	4	1	3	0.0	0.0	0	0	0	0	0	0	1	0	0	0	0	0
Oct 13	Buf			S	2	2	0	0.0	0.0	0	0	0	0	0	0	1	0	0	0	0	0
Oct 18	Hou			S	8	6	2	0.0	0.0	0	0	0	0	0	0	0	0	0	0	0	0
Oct 25	Pit			S	6	6	0	0.0	0.0	0	0	0	0	0	0	0	0	0	0	0	0
Nov 1	@ Cin			S	7	4	3	0.0	0.0	1	0	0	0	0	0	1	0	0	0	0	0
Nov 8	Chi			S	7	4	3	0.0	0.0	1	0	0	0	0	0	0	0	0	0	0	0
Nov 12	Ind			S	10	6	4	0.0	0.0	0	0	0	0	0	0	0	0	0	0	0	0
Nov 22	@ Bal			S	7	5	2	0.0	0.0	0	0	0	0	0	0	1	0	0	0	0	0
Nov 29	@ Ind			S	7	7	0	0.0	0.0	0	0	0	0	0	0	0	0	0	0	0	0
Dec 6	Cle			S	6	4	2	0.0	0.0	0	0	0	0	0	0	0	0	0	0	0	0
Dec 13	@ Jax			S	11	8	3	0.0	0.0	0	0	0	0	0	0	0	0	0	0	0	0
Dec 20	Det			S	11	6	5	0.0	0.0	0	1	1	0	0	0	2	0	0	0	0	0
Dec 27	@ GB			S	9	6	3	0.0	0.0	0	0	0	0	0	0	0	0	0	0	0	0
Jan 3	@ Hou			S	4	4	0	0.0	0.0	0	0	0	0	0	0	0	0	0	0	0	0
<b>2020 Totals</b>		<b>16</b>	<b>/</b>	<b>16</b>	<b>111</b>	<b>79</b>	<b>32</b>	<b>0.0</b>	<b>0.0</b>	<b>2</b>	<b>1</b>	<b>1</b>	<b>0</b>	<b>0</b>	<b>0</b>	<b>7</b>	<b>1</b>	<b>0</b>	<b>0</b>	<b>0</b>	<b>0</b>
Jan 10	Bal			S	5	2	3	0.0	0	1	0	0	0	0	0	1	0	0	0	0	0
<b>Playoff Totals:</b>		<b>1</b>	<b>/</b>	<b>1</b>	<b>5</b>	<b>2</b>	<b>3</b>	<b>0.0</b>	<b>0</b>	<b>1</b>	<b>0</b>	<b>0</b>	<b>0</b>	<b>0</b>	<b>0</b>	<b>1</b>	<b>0</b>	<b>0</b>	<b>0</b>	<b>0</b>	<b>0</b>























## 2020 TITANS GAME-BY-GAME FIELD GOALS & SCORING BY QUARTER

Date	Opp	TITANS							OPPONENTS						
		1ST	2ND	3RD	4TH	OT	TOTAL	FIELD GOALS	1ST	2ND	3RD	4TH	OT	TOTAL	FIELD GOALS
Sept 14	@ Den	0	7	0	9	0	16	S. Gostkowski 47WR, 44B, 42WL, (25)	7	0	0	7	0	14	
Sept 20	Jax	14	10	6	3	0	33	S. Gostkowski (51), (49)	6	3	7	13	0	30	J. Lambo (35)
Sept 27	@ Min	6	3	16	6	0	31	S. Gostkowski (39), (31), (30), (51), (54), (55)	7	10	7	6	0	30	D. Bailey (41), 49WR
Oct 13	Buf	7	14	7	14	0	42		7	3	0	6	0	16	T. Bass (43)
Oct 18	Hou	14	7	0	15	6	42	S. Gostkowski 27B, 37WR	0	10	13	13	0	36	K. Fairbairn (38)
Oct 25	Pit	0	7	10	7	0	24	S. Gostkowski (51), 45WR	7	17	3	0	0	27	C. Boswell (38), (30)
Nov 1	@ Cin	0	7	0	13	0	20	S. Gostkowski 53RU	3	14	0	14	0	31	R. Bullock (33)
Nov 8	Chi	3	7	7	7	0	24	S. Gostkowski (40)	0	0	0	17	0	17	C. Santos (22)
Nov 12	Ind	7	10	0	0	0	17	S. Gostkowski (50), 44WR	3	10	14	7	0	34	R. Blankenship (24), (43)
Nov 22	@ Bal	7	3	3	11	6	30	S. Gostkowski (40), (40), (22)	3	11	7	3	0	24	J. Tucker (30), (27), (29)
Nov 29	@ Ind	14	21	3	7	0	45	S. Gostkowski (49)	7	7	0	12	0	26	
Dec 6	Cle	0	7	14	14	0	35		10	18	3	0	0	41	C. Parkey (27), (43)
Dec 13	@ Jax	7	10	14	0	0	31	S. Gostkowski (53)	0	3	7	0	0	10	A. Rosas 53B, (53)
Dec 20	Det	14	10	0	22	0	46	S. Gostkowski (38)	7	8	3	7	0	25	M. Prater (53)
Dec 27	@ GB	0	7	7	0	0	14		6	13	14	7	0	40	
Jan 3	@ Hou	3	14	14	10	0	41	S.Sloman (47) (37)	3	6	19	10	0	38	K.Fairbairn (24) (43) (28) (51)
<b>2020 Totals</b>		<b>96</b>	<b>144</b>	<b>101</b>	<b>138</b>	<b>12</b>	<b>491</b>		<b>76</b>	<b>133</b>	<b>97</b>	<b>122</b>	<b>0</b>	<b>439</b>	
Jan 10	Bal	10	0	0	3	0	13	S. Gostkowski (45), (25)	0	10	7	3	0	20	J. Tucker (33), 52WR, (51)
<b>Playoff Totals:</b>		<b>10</b>	<b>0</b>	<b>0</b>	<b>3</b>	<b>0</b>	<b>13</b>		<b>0</b>	<b>10</b>	<b>7</b>	<b>3</b>	<b>0</b>	<b>20</b>	

## 2020 TITANS GAME-BY-GAME SCORING

### Game 1: Titans @ Broncos, Sept. 14, 2020

Team	Qtr	Time	Play Description (Drive Plays-Yards, Time)	Titans	Broncos
Broncos	1	0:26	N.Fant 9 yd. pass from D.Lock (B.McManus kick) (10-63, 4:57)	0	7
Titans	2	9:21	M.Pruitt 1 yd. pass from R.Tannehill (S.Gostkowski kick) (5-23, 2:23)	7	7
Titans	4	13:49	J.Smith 1 yd. pass from R.Tannehill (kick failed, wl) (15-82, 7:02)	13	7
Broncos	4	9:08	M.Gordon 1 yd. run (B.McManus kick) (9-75, 4:41)	13	14
Titans	4	0:17	S.Gostkowski 25 yd. Field Goal (12-83, 2:48)	16	14

### Game 2: Jaguars @ Titans, Sept. 20, 2020

Team	Qtr	Time	Play Description (Drive Plays-Yards, Time)	Jaguars	Titans
Titans	1	13:22	J.Smith 13 yd. pass from R.Tannehill (S.Gostkowski kick) (3-77, 1:38)	0	7
Titans	1	5:43	C.Davis 9 yd. pass from R.Tannehill (S.Gostkowski kick) (5-30, 1:56)	0	14
Jaguars	1	3:43	T.Eifert 19 yd. pass from G.Minshew (J.Lambo kick) (6-75, 2:00)	7	14
Titans	2	1:47	J.Smith 4 yd. pass from R.Tannehill (S.Gostkowski kick) (13-85, 5:50)	7	21
Jaguars	2	0:12	J.Lambo 35 yd. Field Goal (10-58, 1:35)	10	21
Titans	2	0:00	S.Gostkowski 51 yd. Field Goal (2-16, 0:12)	10	24
Jaguars	3	7:04	J.Robinson 17 yd. run (J.Lambo kick) (14-89, 7:56)	17	24
Titans	3	2:04	A.Humphries 18 yd. pass from R.Tannehill (kick failed, hlu) (9-75, 5:00)	17	30
Jaguars	4	14:16	K.Cole 2 yd. pass from G.Minshew (kick failed, hru) (7-75, 2:48)	23	30
Jaguars	4	7:25	C.Thompson 14 yd. pass from G.Minshew (J.Lambo kick) (9-86, 5:02)	30	30
Titans	4	1:36	S.Gostkowski 49 yd. Field Goal (8-29, 1:53)	30	33

### Game 3: Titans @ Vikings, Sept. 27, 2020

Team	Qtr	Time	Play Description (Drive Plays-Yards, Time)	Titans	Vikings
Titans	1	11:44	S.Gostkowski 39 yd. Field Goal (6-54, 3:16)	3	0
Titans	1	6:01	S.Gostkowski 31 yd. Field Goal (4-7, 0:52)	6	0
Vikings	1	2:43	D.Cook 39 yd. run (D.Bailey kick) (7-76, 3:18)	6	7
Vikings	2	8:56	A.Thielen 16 yd. pass from K.Cousins (D.Bailey kick) (10-88, 5:52)	6	14
Titans	2	3:18	S.Gostkowski 30 yd. Field Goal (12-63, 5:38)	9	14
Vikings	2	1:41	D.Bailey 41 yd. Field Goal (7-52, 1:37)	9	17
Titans	3	8:57	S.Gostkowski 51 yd. Field Goal (5-28, 1:18)	12	17
Vikings	3	8:04	J.Jefferson 71 yd. pass from K.Cousins (D.Bailey kick) (2-73, 0:53)	12	24
Titans	3	3:53	D.Henry 1 yd. run (S.Gostkowski kick) (8-75, 4:11)	19	24
Titans	3	1:22	D.Henry 1 yd. run (pass failed) (3-65, 1:17)	25	24
Vikings	4	10:17	K.Rudolph 3 yd. pass from K.Cousins (pass failed) (10-75, 6:05)	25	30
Titans	4	6:31	S.Gostkowski 54 yd. Field Goal (10-39, 3:46)	28	30
Titans	4	1:44	S.Gostkowski 55 yd. Field Goal (9-44, 1:58)	31	30

### Game 4: Bills @ Titans, Oct. 13, 2020

Team	Qtr	Time	Play Description (Drive Plays-Yards, Time)	Bills	Titans
Titans	1	12:45	A.Brown 16 yd. pass from R.Tannehill (S.Gostkowski kick) (2-16, 0:44)	0	7
Bills	1	6:02	I.McKenzie 3 yd. pass from J.Allen (T.Bass kick) (15-76, 6:43)	7	7
Titans	2	13:54	D.Henry 1 yd. run (S.Gostkowski kick) (7-30, 3:05)	7	14
Bills	2	8:35	T.Bass 43 yd. Field Goal (10-50, 5:19)	10	14
Titans	2	0:16	R.Tannehill 10 yd. run (S.Gostkowski kick) (12-90, 2:39)	10	21
Titans	3	1:49	J.Smith 4 yd. pass from R.Tannehill (S.Gostkowski kick) (3-12, 1:16)	10	28
Bills	4	10:00	T.Yeldon 22 yd. pass from J.Allen (pass failed) (14-90, 6:49)	16	28
Titans	4	3:57	D.Henry 9 yd. run (S.Gostkowski kick) (11-75, 6:03)	16	35
Titans	4	1:59	J.Smith 7 yd. pass from R.Tannehill (S.Gostkowski kick) (6-18, 1:50)	16	42

### Game 5: Texans @ Titans, Oct. 18, 2020

Team	Qtr	Time	Play Description (Drive Plays-Yards, Time)	Texans	Titans
Titans	1	6:57	A.Firkser 7 yd. pass from R.Tannehill (S.Gostkowski kick) (9-80, 4:23)	0	7
Titans	1	0:12	A.Brown 6 yd. pass from R.Tannehill (S.Gostkowski kick) (10-71, 5:14)	0	14
Texans	2	8:56	D.Fells 1 yd. pass from D.Watson (K.Fairbairn kick) (13-82, 6:16)	7	14
Titans	2	3:34	A.Humphries 22 yd. pass from R.Tannehill (S.Gostkowski kick) (11-85, 5:22)	7	21
Texans	2	0:00	K.Fairbairn 38 yd. Field Goal (11-55, 3:34)	10	21
Texans	3	6:15	Da.Johnson 1 yd. run (K.Fairbairn kick) (5-79, 2:32)	17	21
Texans	3	4:35	R.Cobb 4 yd. pass from D.Watson (kick failed, wl) (3-4, 1:22)	23	21
Titans	4	9:23	D.Henry 94 yd. run (R.Tannehill-N.Westbrook pass) (1-94, 0:14)	23	29
Texans	4	8:37	W.Fuller 53 yd. pass from D.Watson (K.Fairbairn kick) (2-75, 0:46)	30	29
Texans	4	1:50	B.Cooks 1 yd. pass from D.Watson (pass failed) (15-69, 6:40)	36	29
Titans	4	0:04	A.Brown 7 yd. pass from R.Tannehill (S.Gostkowski kick) (9-76, 1:46)	36	36
Titans	5	6:30	D.Henry 5 yd. run	36	42

### Game 6: Steelers @ Titans, Oct. 25, 2020

Team	Qtr	Time	Play Description (Drive Plays-Yards, Time)	Steelers	Titans
Steelers	1	5:42	D.Johnson 11 yd. pass from B.Roethlisberger (C.Boswell kick) (16-75, 9:18)	7	0
Steelers	2	12:16	B.Snell 1 yd. run (C.Boswell kick) (13-61, 7:05)	14	0
Titans	2	5:26	C.Davis 4 yd. pass from R.Tannehill (S.Gostkowski kick) (12-75, 6:50)	14	7
Steelers	2	2:50	C.Boswell 38 yd. Field Goal (7-55, 2:36)	17	7
Steelers	2	0:52	D.Johnson 9 yd. pass from B.Roethlisberger (C.Boswell kick) (3-17, 0:43)	24	7
Steelers	3	10:26	C.Boswell 30 yd. Field Goal (7-54, 2:53)	27	7
Titans	3	9:36	A.Brown 73 yd. pass from R.Tannehill (S.Gostkowski kick) (2-75, 0:50)	27	14
Titans	3	2:55	S.Gostkowski 51 yd. Field Goal (4--3, 0:49)	27	17
Titans	4	10:13	D.Henry 1 yd. run (S.Gostkowski kick) (12-70, 5:25)	27	24



## 2020 TITANS GAME-BY-GAME SCORING

### Game 7: Titans @ Bengals, Nov. 1, 2020

Team	Qtr	Time	Play Description (Drive Plays-Yards, Time)	Titans	Bengals
Bengals	1	9:48	R.Bullock 33 yd. Field Goal (12-57, 5:12)	0	3
Bengals	2	10:26	S.Perine 1 yd. run (R.Bullock kick) (9-57, 4:59)	0	10
Titans	2	6:04	D.Henry 3 yd. run (S.Gostkowski kick) (10-75, 4:22)	7	10
Bengals	2	0:32	G.Bernard 12 yd. run (R.Bullock kick) (9-73, 5:32)	7	17
Bengals	4	13:55	T.Boyd 7 yd. pass from J.Burrow (R.Bullock kick) (12-86, 5:37)	7	24
Titans	4	11:20	A.Brown 9 yd. pass from R.Tannehill (S.Gostkowski kick) (9-75, 2:35)	14	24
Bengals	4	7:30	G.Bernard 6 yd. pass from J.Burrow (R.Bullock kick) (7-44, 3:50)	14	31
Titans	4	5:56	C.Davis 12 yd. pass from R.Tannehill (pass failed) (6-75, 1:34)	20	31

### Game 8: Bears @ Titans, Nov. 8, 2020

Team	Qtr	Time	Play Description (Drive Plays-Yards, Time)	Bears	Titans
Titans	1	4:22	S.Gostkowski 40 yd. Field Goal (8-56, 4:09)	0	3
Titans	2	4:39	A.Brown 40 yd. pass from R.Tannehill (S.Gostkowski kick) (12-91, 6:10)	0	10
Titans	3	4:41	D.King 63 yd. fumble return (S.Gostkowski kick)	0	17
Bears	4	12:30	C.Santos 22 yd. Field Goal (15-63, 7:11)	3	17
Titans	4	8:10	J.Smith 2 yd. pass from R.Tannehill (S.Gostkowski kick) (8-76, 4:20)	3	24
Bears	4	5:06	R.Nall 6 yd. pass from N.Foles (C.Santos kick) (9-75, 3:04)	10	24
Bears	4	1:04	4 J.Graham 8 yd. pass from N.Foles (C.Santos kick) (8-80, 0:58)	17	24

### Game 9: Colts @ Titans, Nov. 12, 2020

Team	Qtr	Time	Play Description (Drive Plays-Yards, Time)	Colts	Titans
Titans	1	11:50	D.Foreman 5 yd. pass from R.Tannehill (S.Gostkowski kick) (6-67, 3:10)	0	7
Colts	1	0:36	R.Blankenship 24 yd. Field Goal (11-69, 4:30)	3	7
Titans	2	11:12	S.Gostkowski 50 yd. Field Goal (8-43, 4:24)	3	10
Colts	2	7:49	N.Hines 13 yd. pass from P.Rivers (R.Blankenship kick) (8-80, 3:23)	10	10
Titans	2	2:54	J.Smith 1 yd. run (S.Gostkowski kick) (9-75, 4:55)	10	17
Colts	2	0:00	R.Blankenship 43 yd. Field Goal (13-51, 2:54)	13	17
Colts	3	2:51	N.Hines 2 yd. run (R.Blankenship kick) (4-27, 1:18)	20	17
Colts	3	1:52	T.Carrie 6 yd. return of blocked punt (R.Blankenship kick)	27	17
Colts	4	9:21	J.Brissett 2 yd. run (R.Blankenship kick) (4-66, 2:50)	34	17

### Game 10: Titans @ Ravens, Nov. 22, 2020

Team	Qtr	Time	Play Description (Drive Plays-Yards, Time)	Titans	Ravens
Titans	1	8:37	J.Smith 1 yd. pass from R.Tannehill (S.Gostkowski kick) (9-79, 5:16)	7	0
Ravens	1	1:50	J.Tucker 30 yd. Field Goal (13-63, 6:47)	7	3
Ravens	2	11:05	J.Tucker 27 yd. Field Goal (7-13, 3:03)	7	6
Ravens	2	5:17	J.Dobbins 2 yd. run (L.Jackson-J.Dobbins pass) (9-60, 4:08)	7	14
Titans	2	0:48	S.Gostkowski 40 yd. Field Goal (14-53, 4:29)	10	14
Ravens	3	9:34	M.Andrews 31 yd. pass from L.Jackson (J.Tucker kick) (7-74, 3:52)	10	21
Titans	3	5:33	S.Gostkowski 40 yd. Field Goal (8-53, 4:01)	13	21
Titans	4	11:12	S.Gostkowski 22 yd. Field Goal (12-81, 5:34)	16	21
Titans	4	2:18	A.Brown 14 yd. pass from R.Tannehill (R.Tannehill run) (10-90, 5:25)	24	21

### Game 11: Titans @ Colts, Nov. 29, 2020

Team	Qtr	Time	Play Description (Drive Plays-Yards, Time)	Titans	Colts
Titans	1	9:12	D.Henry 12 yd. run (S.Gostkowski kick) (10-75, 5:48)	7	0
Colts	1	2:34	T.Burton 11 yd. pass from P.Rivers (R.Blankenship kick) (12-75, 6:38)	7	7
Titans	1	0:09	A.Brown 69 yd. pass from R.Tannehill (S.Gostkowski kick) (4-75, 2:25)	14	7
Colts	2	12:51	J.Brissett 1 yd. run (R.Blankenship kick) (6-75, 2:18)	14	14
Titans	2	6:15	D.Henry 1 yd. run (S.Gostkowski kick) (8-65, 3:29)	21	14
Titans	2	1:41	D.Henry 11 yd. run (S.Gostkowski kick) (9-86, 2:44)	28	14
Titans	2	0:20	R.Tannehill 1 yd. run (S.Gostkowski kick) (5-44, 0:53)	35	14
Titans	3	0:44	S.Gostkowski 49 yd. Field Goal (8-32, 4:54)	38	14
Colts	4	13:23	J.Brissett 1 yd. run (run failed) (9-75, 2:21)	38	20
Colts	4	2:34	T.Hilton 5 yd. pass from P.Rivers (pass failed) (11-94, 3:21)	38	26
Titans	4	2:29	A.Brown 42 yd. kickoff return (S.Gostkowski kick) (0-0, 0:05)	45	26

### Game 12: Browns @ Titans, Dec. 6, 2020

Team	Qtr	Time	Play Description (Drive Plays-Yards, Time)	Browns	Titans
Browns	1	10:43	C.Parkey 27 yd. Field Goal (8-66, 4:17)	3	0
Browns	1	3:19	J.Landry 2 yd. pass from B.Mayfield (C.Parkey kick) (9-59, 4:32)	10	0
Browns	2	14:56	K.Lamm 1 yd. pass from B.Mayfield (C.Parkey kick) (6-21, 3:13)	17	0
Titans	2	13:14	C.Davis 17 yd. pass from R.Tannehill (S.Gostkowski kick) (4-74, 1:42)	17	7
Browns	2	13:04	D.Peoples-Jones 75 yd. pass from B.Mayfield (C.Parkey kick) (1-75, 0:10)	24	7
Browns	2	5:46	R.Higgins 17 yd. pass from B.Mayfield (C.Parkey kick) (11-90, 5:38)	31	7
Browns	2	0:55	N.Chubb 1 yd. run (C.Parkey kick) (9-65, 3:22)	38	7
Titans	3	13:52	M.Pruitt 22 yd. pass from R.Tannehill (run failed) (3-75, 1:08)	38	13
Titans	3	9:08	M.Pruitt 3 yd. fumble recovery (R.Tannehill run) (6-61, 2:10)	38	21
Browns	3	5:29	C.Parkey 43 yd. Field Goal (8-50, 3:39)	41	21
Titans	4	1:23	J.McNichols 1 yd. run (S.Gostkowski kick) (15-91, 4:20)	41	28
Titans	4	0:28	C.Batson 8 yd. pass from R.Tannehill (S.Gostkowski kick) (4-13, 0:20)	41	35

## 2020 TITANS GAME-BY-GAME SCORING

### Game 13: Titans @ Jaguars, Dec. 13, 2020

Team	Qtr	Time	Play Description (Drive Plays-Yards, Time)	Titans	Jaguars
Titans	1	7:56	A.Brown 37 yd. pass from R.Tannehill (S.Gostkowski kick) (3-57, 1:12)	7	0
Jaguars	2	3:27	A.Rosas 53 yd. Field Goal (4-5, 0:55)	7	3
Titans	2	0:44	D.Henry 36 yd. run (S.Gostkowski kick) (5-75, 2:43)	14	3
Titans	2	0:00	S.Gostkowski 53 yd. Field Goal (3-28, 0:09)	17	3
Titans	3	12:24	G.Swaim 5 yd. pass from R.Tannehill (S.Gostkowski kick) (5-75, 2:36)	24	3
Titans	3	8:48	D.Henry 1 yd. run (S.Gostkowski kick) (6-48, 2:43)	31	3
Jaguars	3	2:29	K.Cole Sr. 5 yd. pass from G.Minshew II (A.Rosas kick) (11-60, 5:49)	31	10

### Game 14: Lions @ Titans, Dec. 20, 2020

Team	Qtr	Time	Play Description (Drive Plays-Yards, Time)	Lions	Titans
Titans	1	8:40	D.Henry 3 yd. run (S.Gostkowski kick) (12-75, 6:20)	0	7
Lions	1	1:34	M.Jones 2 yd. pass from M.Stafford (M.Prater kick) (14-75, 7:06)	7	7
Titans	1	1:22	C.Davis 75 yd. pass from R.Tannehill (S.Gostkowski kick) (1-75, 0:12)	7	14
Titans	2	9:28	R.Tannehill 17 yd. run (S.Gostkowski kick) (8-93, 3:14)	7	21
Lions	2	3:31	R.Tannehill sacked in end zone by R.Okwara for a Safety	9	21
Lions	2	1:02	D.Swift 2 yd. run (kick failed, wl) (5-55, 2:29)	15	21
Titans	2	0:00	S.Gostkowski 38 yd. Field Goal (8-52, 1:02)	15	24
Lions	3	4:09	M.Prater 53 yd. Field Goal (6-58, 1:49)	18	24
Titans	4	14:30	R.Tannehill 3 yd. run (D.Henry run) (9-83, 4:39)	18	32
Titans	4	9:00	A.Brown 2 yd. pass from R.Tannehill (S.Gostkowski kick) (6-34, 3:02)	18	39
Lions	4	6:23	D.Swift 6 yd. run (M.Prater kick) (6-60, 2:37)	25	39
Titans	4	2:07	D.Evans 3 yd. pass from R.Tannehill (S.Gostkowski kick) (10-45, 4:16)	25	46

### Game 15: Titans @ Packers, Dec. 27, 2020

Team	Qtr	Time	Play Description (Drive Plays-Yards, Time)	Titans	Packers
Packers	1	9:55	D.Adams 5 yd. pass from A.Rodgers (kick failed, wl) (8-60, 5:05)	0	6
Packers	2	14:54	E.St. Brown 21 yd. pass from A.Rodgers (run failed) (10-80, 5:56)	0	12
Packers	2	10:46	D.Adams 7 yd. pass from A.Rodgers (M.Crosby kick) (6-34, 2:44)	0	19
Titans	2	0:37	J.Smith 12 yd. pass from R.Tannehill (S.Gostkowski kick) (10-71, 3:39)	7	19
Titans	3	12:01	R.Tannehill 45 yd. run (S.Gostkowski kick) (5-66, 2:59)	14	19
Packers	3	10:27	D.Adams 8 yd. pass from A.Rodgers (M.Crosby kick) (3-66, 1:34)	14	26
Packers	3	3:35	A.Dillon 30 yd. run (M.Crosby kick) (9-74, 5:48)	14	33
Packers	4	2:25	A.Dillon 7 yd. run (M.Crosby kick) (9-91, 6:03)	14	40

### Game 16: Titans @ Texans, Jan. 3, 2021

Team	Qtr	Time	Play Description (Drive Plays-Yards, Time)	Titans	Texans
Titans	1	6:41	S.Sloman 47 yd. Field Goal (4-2, 0:55)	3	0
Texans	1	1:42	K.Fairbairn 24 yd. Field Goal (11-72, 4:59)	3	3
Titans	2	14:51	D.Henry 52 yd. run (S.Sloman kick) (4-75, 1:51)	10	3
Texans	2	8:15	K.Fairbairn 43 yd. Field Goal (11-51, 6:36)	10	6
Titans	2	4:29	A.Brown 4 yd. pass from R.Tannehill (S.Sloman kick) (7-75, 3:46)	17	6
Texans	2	0:10	K.Fairbairn 28 yd. Field Goal (12-50, 4:19)	17	9
Titans	3	9:53	D.Henry 6 yd. run (S.Sloman kick) (10-75, 5:07)	24	9
Texans	3	8:08	B.Cooks 38 yd. pass from D.Watson (kick failed, wr) (4-75, 1:45)	24	15
Titans	3	4:29	R.Tannehill 5 yd. run (S.Sloman kick) (8-77, 3:39)	31	15
Texans	3	2:59	B.Cooks 20 yd. pass from D.Watson (pass failed) (3-65, 1:30)	31	21
Texans	3	1:20	D.Johnson 1 yd. run (K.Fairbairn kick) (3-28, 1:32)	31	28
Texans	4	10:14	P.Brown 7 yd. pass from D.Watson (K.Fairbairn kick) (6-52, 2:59)	31	35
Titans	4	1:42	R.Tannehill 5 yd. run (S.Sloman kick) (19-75, 8:32)	38	35
Texans	4	0:18	K.Fairbairn 51 yd. Field Goal (8-58, 1:24)	38	38
Titans	4	0:00	S.Sloman 37 yd. Field Goal (3-56, 0:18)	41	38

### Playoff Game 1: Ravens @ Titans, Jan. 10, 2021

Team	Qtr	Time	Play Description (Drive Plays-Yards, Time)	Ravens	Titans
Titans	1	5:39	A.Brown 10 yd. pass from R.Tannehill (S.Gostkowski kick) (10-70, 6:11)	0	7
Titans	1	1:38	S.Gostkowski 45 yd. Field Goal (7-45, 2:42)	0	10
Ravens	2	9:59	J.Tucker 33 yd. Field Goal (12-60, 6:39)	3	10
Ravens	2	2:32	L.Jackson 48 yd. run (J.Tucker kick) (7-82, 4:03)	10	10
Ravens	3	9:01	J.Dobbins 4 yd. run (J.Tucker kick) (10-77, 5:59)	17	10
Titans	4	14:56	S.Gostkowski 25 yd. Field Goal (7-51, 3:15)	17	13
Ravens	4	4:19	J.Tucker 51 yd. Field Goal (9-52, 5:41)	20	13

# 2020 TITANS GAME-BY-GAME SUMMARIES



## Week 1: Titans 16, Broncos 14

Monday, Sept. 14, 2020 • 8:20 p.m. MT • Empower Field at Mile High



### GAME RECAP

In Week 1 of the 2020 NFL season, the Titans traveled to Denver to take on the Broncos on Monday Night Football. Tennessee won by a score of 16-14.

Denver got on the board first with a 10-play, 63-yard scoring drive. Broncos RB **Melvin Gordon III** and QB **Drew Lock** each rushed for a first down, and Lock tossed a 12-yard pass to Broncos WR **Jerry Jeudy** to help move the chains. Ultimately, Lock connected with Broncos TE **Noah Fant** for a nine-yard score and an early 7-0 lead.

In the second quarter at the Denver 21-yard line, Lock tossed a two-yard pass to Gordon III, but S **Kevin Byard** forced a fumble and the ball was recovered by DL **Jeffery Simmons**. Tennessee took possession and capitalized on the turnover. RB **Derrick Henry** contributed 13 yard on the ground as QB **Ryan Tannehill** hit TE **MyCole Pruitt** for a one-yard touchdown to tie the game, 7-7.

On the ensuing Denver drive, the Broncos drove into Titans territory but were denied a score. On first-and-goal at the Tennessee two-yard line, Broncos RB **Phillip Lindsay** gained one yard on the ground, but Denver was stopped on the following three downs. On fourth down, Lock tossed a shovel pass to Broncos TE **Jake Butt**, who was taken down by Simmons and DL **DaQuan Jones** for no gain to preserve the score.

In the second half, the Titans took the lead with a 15-play, 82-yard scoring drive. Tannehill completed two first-down passes to WR **Corey Davis**, one to WR **Adam Humphries**, and Henry added one rushing first down before Tannehill threw a one-yard touchdown pass to TE **Jonnu Smith**. The extra point attempt was no good as the Titans pulled ahead, 13-7. The Broncos responded on the ensuing possession with a scoring drive of their own. Gordon III rushed for a gain of 25, and Jeudy contributed a 21-yard reception before Gordon ran in a one-yard score as the Broncos retook the lead, 14-13.

Late in the fourth quarter, the Titans offense moved efficiently down the field for an 83-yard scoring drive that took 2:48 to complete. With 17 seconds remaining in regulation, K **Stephen Gostkowski** tacked on a 25-yard field goal to put the Titans ahead, 16-14. Tennessee's defense preserved the score and the Titans opened up the season with a primetime victory.

### SCORING

	1	2	3	4	Final
Tennessee	0	7	0	9	16
Denver	7	0	0	7	14

TEAM	SCORING PLAY	TIME
Broncos	N.Fant 9 yd. pass from D.Lock (B.McManus kick)	1-0:26
Titans	M.Pruitt 1 yd. pass from R.Tannehill (S.Gostkowski kick)	2-9:21
Titans	J.Smith 1 yd. pass from R.Tannehill (kick failed, wl)	4-13:49
Broncos	M.Gordon 1 yd. run (B.McManus kick)	4-9:08
Titans	S.Gostkowski 25 yd. Field Goal	4-0:17

Missed FGs: S. Gostkowski 47WR, 44B, 42WL

Attendance: 0

Time of Game: 3:06

Weather: 79°, Mostly Clear, Wind SE 10 mph

Referee: Scott Novak



### TEAM STATISTICS

	Titans	Broncos
TOTAL FIRST DOWNS	26	19
THIRD DOWN EFFICIENCY	7-16-44%	3-9-33%
FOURTH DOWN EFFICIENCY	1-1-100%	0-1-0%
TOTAL NET YARDS	377	323
Plays - Avg.	78-4.8	59-5.5
NET YARDS RUSHING	130	107
Rushes - Avg.	34-3.8	26-4.1
NET YARDS PASSING	247	216
Sacks - Yards Lost	1-2	0-0
PASS ATT-COMP-INT	43-29-0	33-22-0
PUNTS - Avg.	4-51.0	5-46.4
Net Punting Average	47.0	42.6
PUNT RETURNS - Yards	3-19	2-16
KICKOFF RETURNS - Yards	1-19	0-0
INTERCEPTIONS - Yards	0-0	0-0
PENALTIES Number and Yards	5-37	5-56
FUMBLES - Lost	0-0	4-1
TOUCHDOWNS	2	2
EXTRA POINTS Made-Attempts	1-2	2-2
RED ZONE EFFICIENCY	2-3-67%	2-3-67%
GOAL TO GO EFFICIENCY	2-2-100%	1-2-50%
SAFETIES	0	0
GIVEAWAYS	0	1
TAKEAWAYS	1	0
TIME OF POSSESSION	32:40	27:20

### TITANS STARTERS

OFFENSE		DEFENSE	
WR 84	C.Davis	DB 35	C.Jackson
TE 81	J.Smith	NT 90	D.Jones
LT 77	T.Lewan	DT 98	J.Simmons
RT 76	R.Saffold	OLB 99	J.Clowney
C 60	B.Jones	ILB 54	R.Evans
RG 64	N.Davis	ILB 55	J.Brown
RT 71	D.Kelly	OLB 58	H.Landry
TE 85	M.Pruitt	CB 33	J.Joseph
WR 11	A.Brown	SS 24	K.Vaccaro
QB 17	R.Tannehill	FS 31	K.Byard
RB 22	D.Henry	CB 21	M.Butler

### BRONCOS STARTERS

OFFENSE		DEFENSE	
LT 72	G.Bolles	DE 96	S.Harris
LG 66	D.Risner	NT 98	M.Purcell
C 79	L.Cushenberry	DE 99	J.Casey
RG 61	G.Glasgow	SLB 97	J.Attachu
RT 68	E.Wilkinson	WLB 55	B.Chubb
TE 87	N.Fant	ILB 45	A.Johnson
WR 81	T.Patrick	ILB 47	J.Jewell
RB 25	M.Gordon	LCB 21	A.Bouye
QB 3	D.Lock	RCB 29	B.Callahan
WR 17	D.Hamilton	SS 22	K.Jackson
RB 30	P.Lindsay	FS 31	J.Simmons

### TITANS INDIVIDUAL STATISTICS

Rushing	Att	Yds	Avg	Lg	TD
D.Henry	31	116	3.7	13	0
R.Tannehill	3	14	4.7	11	0
<b>Total</b>	<b>34</b>	<b>130</b>	<b>3.8</b>	<b>13</b>	<b>0</b>

Passing	Att	Cmp	Yds	TD	Lg	IN	Rt
R.Tannehill	43	29	249	2	23	0	97.9
<b>Total</b>	<b>43</b>	<b>29</b>	<b>249</b>	<b>2</b>	<b>23</b>	<b>0</b>	<b>97.9</b>

Receiving	No	Yds	Avg	Lg	TD
C.Davis	7	101	14.4	23	0
A.Humphries	6	47	7.8	10	0
A.Brown	5	39	7.8	12	0
J.Smith	4	36	9.0	22	1
D.Henry	3	15	5.0	6	0
A.Firkser	2	5	2.5	6	0
K.Blasingame	1	5	5.0	5	0
M.Pruitt	1	1	1.0	1	1
<b>Total</b>	<b>29</b>	<b>249</b>	<b>8.6</b>	<b>23</b>	<b>2</b>

Interceptions	No	Yds	Avg	Lg	TD
None					

### Leading Tacklers (Press Box Totals)

K. Byard 9-8-1; K. Vaccaro 6-5-1; J. Brown 5-3-2

Sacks: None

FF: K. Byard 1; J. Kalu 1 FR: J. Simmons 1

### BRONCOS INDIVIDUAL STATISTICS

Rushing	Att	Yds	Avg	Lg	TD
M.Gordon	15	78	5.2	25	1
P.Lindsay	7	24	3.4	10	0
D.Lock	3	5	1.7	3	0
R.Freeman	1	0	0.0	0	0
<b>Total</b>	<b>26</b>	<b>107</b>	<b>4.1</b>	<b>25</b>	<b>1</b>

Passing	Att	Cmp	Yds	TD	Lg	IN	Rt
D.Lock	33	22	216	1	31	0	95.0
<b>Total</b>	<b>33</b>	<b>22</b>	<b>216</b>	<b>1</b>	<b>31</b>	<b>0</b>	<b>95.0</b>

Receiving	No	Yds	Avg	Lg	TD
N.Fant	5	81	16.2	31	1
J.Jeudy	4	56	14.0	25	0
T.Patrick	4	29	7.3	15	0
M.Gordon	3	8	2.7	8	0
D.Hamilton	1	18	18.0	18	0
R.Freeman	1	12	12.0	12	0
P.Lindsay	1	11	11.0	11	0
T.Cleveland	1	7	7.0	7	0
J.Butt	1	0	0.0	0	0
N.Vannett	1	-6	-6.0	-6	0
<b>Total</b>	<b>22</b>	<b>216</b>	<b>9.8</b>	<b>31</b>	<b>1</b>

Interceptions	No	Yds	Avg	Lg	TD
None					

### Leading Tacklers (Press Box Totals)

A. Johnson 12-8-4; B. Callahan 8-6-2; J. Jewell 8-5-3

Sacks: J. Attaochu 1

FF: None FR: None

# 2020 TITANS GAME-BY-GAME SUMMARIES



## Week 2: Titans 33, Jaguars 30 Sunday, Sept. 20, 2020 • 12:00 p.m. CT • Nissan Stadium



In Week 2 of the 2020 season, the Titans hosted the Jacksonville Jaguars for their home opener and won by a score of 33-30. Tennessee advanced to 2-0 on the season for the first time since 2008.

The Titans opened up the game with a three-play scoring drive that elapsed 98 seconds. QB **Ryan Tannehill's** first pass of the game went 63 yards to TE **Jonnu Smith**, and two plays later Smith caught a 13-yard score for an early 7-0 Titans lead. On the following Jacksonville possession, rookie CB **Kristian Fulton** picked off Jaguars QB **Gardner Minshew II** and returned the ball 44 yards. Tennessee capitalized on the turnover as Tannehill threw a nine-yard touchdown to WR **Corey Davis**, 14-7 Titans. Jacksonville then responded with a touchdown drive of their own. Minshew II hit Jaguars WR **DJ Chark Jr.** for a 45-yard gain before ultimately tossing a 19-yard touchdown to Jaguars TE **Tyler Eifert** to cut the score in half, 14-7.

In the second quarter Tennessee extended its lead on another touchdown by Smith. Tannehill threw a four-yard score to Smith for a 21-7 advantage. Both teams successfully added a field goal each to make it 24-10 with the Titans ahead heading into halftime.

Jacksonville had the ball to begin the second half and quickly inched closer to the Titans with a 14-play scoring drive. Jaguars RB **James Robinson** scurried into the end zone on a 17-yard rush to make it a 24-17 game. On the ensuing Tennessee possession, RB **Derrick Henry** contributed a 14-yard gain and Davis caught a 17-yard pass to move the chains. Facing pressure and absorbing a hit as he threw the ball, Tannehill launched an 18-yard touchdown pass to WR **Adam Humphries**. The extra point was no good as Tennessee pulled out ahead, 30-17.

On the ensuing Jacksonville drive, Minshew II led his offense on a 75-yard scoring drive that resulted in a two-yard touchdown reception by Jaguars WR **Keelan Cole Sr.** Jacksonville's extra point attempt failed, 30-23 Titans.

In the fourth quarter, Jacksonville tied the game 30-30. After two catches for 32 yards contributed by Jaguars WR **Chris Conley**, Minshew was able to hit Jaguars RB **Chris Thompson** for a 14-yard touchdown to knot the score.

For the second consecutive week, Tannehill engineered a game-winning drive for

Tennessee. Beginning at their own 40-yard line, the Titans moved down to the Jacksonville 31-yard line to allow K **Stephen Gostkowski** the opportunity to convert the go-ahead 49-yard field goal with 1:36 remaining in the game, 33-30. The Jaguars offense took the field with a minute and a half to go and DT **Jeffery Simmons** tipped a Minshew II seonc-down pass that was intercepted by outside linebacker **Harold Landry III** to preserve a Titans victory.

### SCORING

	1	2	3	4	Final
Jacksonville	7	3	7	13	30
Tennessee	14	10	6	3	33

TEAM	SCORING PLAY	TIME
Titans	J.Smith 13 yd. pass from R.Tannehill (S.Gostkowski kick)	1-13:22
Titans	C.Davis 9 yd. pass from R.Tannehill (S.Gostkowski kick)	1-5:43
Jaguars	T.Eifert 19 yd. pass from G.Minshew (J.Lambo kick)	1-3:43
Titans	J.Smith 4 yd. pass from R.Tannehill (S.Gostkowski kick)	2-1:47
Jaguars	J.Lambo 35 yd. Field Goal	2-0:12
Titans	S.Gostkowski 51 yd. Field Goal	2-0:00
Jaguars	J.Robinson 17 yd. run (J.Lambo kick)	3-7:04
Titans	A.Humphries 18 yd. pass from R.Tannehill (kick failed, hlu)	3-2:04
Jaguars	K.Cole 2 yd. pass from G.Minshew (kick failed, hru)	4-14:16
Jaguars	C.Thompson 14 yd. pass from G.Minshew (J.Lambo kick)	4-7:25
Titans	S.Gostkowski 49 yd. Field Goal	4-1:36

Missed FGs: None

Attendance: 0

Time of Game: 2:59

Weather: 72°, Sunny, Wind WE 5 mph

Referee: Clay Martin



### TEAM STATISTICS

	Jaguars	Titans
TOTAL FIRST DOWNS	30	23
THIRD DOWN EFFICIENCY	10-14-71%	7-11-64%
FOURTH DOWN EFFICIENCY	1-1-100%	0-0-0%
TOTAL NET YARDS	480	354
Plays - Avg.	74-6.5	59-6.0
NET YARDS RUSHING	165	123
Rushes - Avg.	27-6.1	34-3.6
NET YARDS PASSING	315	231
Sacks - Yards Lost	2-24	1-8
PASS ATT-COMP-INT	45-30-2	24-18-0
PUNTS - Avg.	2-40.0	3-40.7
Net Punting Average	40.0	40.7
PUNT RETURNS - Yards	1-0	1-0
KICKOFF RETURNS - Yards	1-0	4-54
INTERCEPTIONS - Yards	0-0	2-44
PENALTIES Number and Yards	8-60	4-30
FUMBLES - Lost	2-0	0-0
TOUCHDOWNS	4	4
EXTRA POINTS Made-Attempts	3-4	3-4
RED ZONE EFFICIENCY	4-5-80%	4-4-100%
GOAL TO GO EFFICIENCY	1-1-100%	1-1-100%
SAFETIES	0	0
GIVEAWAYS	2	0
TAKEAWAYS	0	2
TIME OF POSSESSION	33:22	26:38

### JAGUARS STARTERS

OFFENSE	DEFENSE
WR 17 D.Chark	DE 41 J.Allen
LT 74 C.Robinson	NT 95 A.Jones
G 68 A.Norwell	DT 90 T.Bryan
C 65 B.Linder	DE 96 A.Gotsis
G 60 A.Cann	WLB 44 M.Jack
LT 75 J.Taylor	MLB 47 J.Schobert
TE 80 J.O'Shaughnessy	SLB 48 L.Jacobs
QB 15 G.Minshew	CB 37 T.Herdon
RB 30 J.Robinson	FS 42 A.Wingard
TE 88 T.Eifert	SS 29 J.Jones
TE 86 B.Ellefson	CB 23 C.Henderson

### TITANS STARTERS

OFFENSE	DEFENSE
WR 84 C.Davis	DE 94 J.Crawford
TE 81 J.Smith	NT 90 D.Jones
LT 77 T.Lewan	DT 98 J.Simmons
RT 76 R.Saffold	OLB 99 J.Clowney
C 60 B.Jones	ILB 54 R.Evans
RG 64 N.Davis	ILB 55 J.Brown
RT 71 D.Kelly	OLB 58 H.Landry
FB 41 K.Blasingame	CB 33 J.Joseph
WR 14 K.Raymond	SS 24 K.Vaccaro
QB 17 R.Tannehill	FS 31 K.Byard
RB 22 D.Henry	CB 21 M.Butler

### JAGUARS INDIVIDUAL STATISTICS

Rushing	Att	Yds	Avg	Lg	TD
J.Robinson	16	102	6.4	39	1
L.Shenault	5	37	7.4	14	0
G.Minshew	4	19	4.8	11	0
C.Thompson	2	7	3.5	5	0
<b>Total</b>	<b>27</b>	<b>165</b>	<b>6.1</b>	<b>39</b>	<b>1</b>

Passing	Att	Cmp	Yds	TD	Lg	IN	Rt
G.Minshew	45	30	339	3	45	2	92.7
<b>Total</b>	<b>45</b>	<b>30</b>	<b>339</b>	<b>3</b>	<b>45</b>	<b>2</b>	<b>92.7</b>

Receiving	No	Yds	Avg	Lg	TD
K.Cole	6	58	9.7	23	1
D.Chark	4	84	21.0	45	0
C.Conley	4	48	12.0	24	0
J.O'Shaughnessy	4	40	10.0	13	0
T.Eifert	3	36	12.0	19	1
L.Shenault	3	35	11.7	14	0
C.Thompson	3	20	6.7	14	1
J.Robinson	3	18	6.0	6	0
<b>Total</b>	<b>30</b>	<b>339</b>	<b>11.3</b>	<b>45</b>	<b>3</b>

Interceptions	No	Yds	Avg	Lg	TD
None					

Leading Tacklers (Press Box Totals)  
M. Jack 11-6-5; J. Schobert 10-6-4; A. Wingard 9-7-2

Sacks: K. Chaisson 1  
FF: None FR: None

### TITANS INDIVIDUAL STATISTICS

Rushing	Att	Yds	Avg	Lg	TD
D.Henry	25	84	3.4	14	0
R.Tannehill	4	12	3.0	8	0
C.Batson	1	11	11.0	11	0
S.Perry	2	9	4.5	6	0
J.McNichols	2	7	3.5	4	0
<b>Total</b>	<b>34</b>	<b>123</b>	<b>3.6</b>	<b>14</b>	<b>0</b>

Passing	Att	Cmp	Yds	TD	Lg	IN	Rt
R.Tannehill	24	18	239	4	63		0145.7
<b>Total</b>	<b>24</b>	<b>18</b>	<b>239</b>	<b>4</b>	<b>63</b>		<b>0145.7</b>

Receiving	No	Yds	Avg	Lg	TD
A.Humphries	5	48	9.6	18	1
J.Smith	4	84	21.0	63	2
A.Firkser	4	45	11.3	16	0
C.Davis	3	36	12.0	17	1
C.Batson	2	26	13.0	18	0
<b>Total</b>	<b>18</b>	<b>239</b>	<b>13.3</b>	<b>63</b>	<b>4</b>

Interceptions	No	Yds	Avg	Lg	TD
K. Fulton	1	44	44.0	44	0
H. Landry	1	0	0.0	0	0
<b>Total</b>	<b>2</b>	<b>44</b>	<b>22.0</b>	<b>44</b>	<b>0</b>

Leading Tacklers (Press Box Totals)  
K. Vaccaro 11-10-1; M. Butler 11-8-3; R. Evans 7-6-1

Sacks: K. Vaccaro 1; J. Crawford 1  
FF: None FR: None

# 2020 TITANS GAME-BY-GAME SUMMARIES



## Week 3: Titans 31, Vikings 30 Sunday, Sept. 27, 2020 • 12:00 p.m. CT • U.S. Bank Stadium



In Week 3 of the 2020 season, the Titans traveled to Minnesota to face the Vikings and won by a score of 31-30. K **Stephen Gostkowski** was a career-best six-for-six on field goals and RB **Derrick Henry** added two rushing scores to propel the Titans to a 3-0 start.

Tennessee put up a 54-yard scoring drive on their opening possession. WR **Kalif Raymond** made a 44-yard catch to move the chains as Gostkowski converted a 39-yard field goal for an early 3-0 lead. Later in the first quarter, CB **Johnathan Joseph** forced Vikings RB **Dalvin Cook** to fumble the ball and LB **Rashaan Evans** recovered the fumble. Evans scooped the ball up and ran 25 yards to the Minnesota 20-yard line to set the Titans up in position for a 31-yard field goal. Tennessee moved ahead, 6-0. On the ensuing Minnesota possession, the Vikings put together a seven-play, 76-yard scoring drive. Vikings QB **Kirk Cousins** connected with Vikings WR **Justin Jefferson** for an 11-yard gain before Cook took off for a 39-yard rushing score. Minnesota took the lead, 7-6.

In the second quarter, QB **Ryan Tannehill** threw an interception in the end zone to Vikings S **Harrison Smith**. Minnesota capitalized on the turnover and produced an 88-yard scoring drive, which was capped with a 16-yard touchdown reception by Vikings WR **Adam Thielen** for a 14-6 Minnesota advantage. Each team tacked on a field goal in the second quarter to make it a 17-9 game heading into halftime.

In the third quarter, Tennessee inched closer to Minnesota with a 51-yard field goal to make it a 17-12 game. However, on the ensuing Vikings possession Cousins threw a 71-yard touchdown pass to Jefferson as Minnesota extended the lead, 24-12.

On the following Tennessee drive, WR **Corey Davis** contributed a 38-yard reception to give Tennessee a first down at the Minnesota eight-yard line. Ultimately, Henry ran into the end zone on a one-yard score to make it a 24-19 game. After forcing the Vikings to punt on their next possession, Tennessee put together another scoring drive. With a 61-yard catch contributed by Raymond, Henry again rushed for a one-yard score to give Tennessee the lead. The Titans were unsuccessful on a two-point conversion attempt and took the lead, 25-24.

The Vikings retook the lead with a 10-play, 75-yard scoring drive. Cousins connected with Vikings TE **Kyle Rudolph** for a three-yard touchdown, but Minnesota's two-point conversion attempt failed as the Vikings took a 30-25 advantage.

Trailing by five points, the Titans engineered a 10-play scoring drive on that saw Gost-

kowski nail a 54-yard field goal to make it a 30-28 game. After forcing the Vikings to punt, Tennessee added another field goal on its next possession as Gostkowski's 55-yard kick gave the Titans a 31-30 lead with just under two minutes left to play.

With Minnesota facing a fourth-and-24 from their own 26-yard line, and Tennessee looking to preserve a lead, Cousins threw a pass deep right and it was intercepted by DB **Amani Hooker** to seal a Titans victory.

SCORING		1	2	3	4	Final
Tennessee		6	3	16	6	31
Minnesota		7	10	7	6	30

TEAM	SCORING PLAY	TIME
Titans	S.Gostkowski 39 yd. Field Goal	1-11:44
Titans	S.Gostkowski 31 yd. Field Goal	1-6:01
Vikings	D.Cook 39 yd. run (D.Bailey kick)	1-2:43
Vikings	A.Thielen 16 yd. pass from K.Cousins (D.Bailey kick)	2-8:56
Titans	S.Gostkowski 30 yd. Field Goal	2-3:18
Vikings	D.Bailey 41 yd. Field Goal	2-1:41
Titans	S.Gostkowski 51 yd. Field Goal	3-8:57
Vikings	J.Jefferson 71 yd. pass from K.Cousins (D.Bailey kick)	3-8:04
Titans	D.Henry 1 yd. run (S.Gostkowski kick)	3-3:53
Titans	D.Henry 1 yd. run (pass failed)	3-1:22
Vikings	K.Rudolph 3 yd. pass from K.Cousins (pass failed)	4-10:17
Titans	S.Gostkowski 54 yd. Field Goal	4-6:31
Titans	S.Gostkowski 55 yd. Field Goal	4-1:44

**Missed FGs:** D. Bailey 49WR

**Attendance:** 0

**Time of Game:** 3:10

**Weather:** Indoors

**Referee:** Clete Blakeman



### TEAM STATISTICS

	Titans	Vikings
TOTAL FIRST DOWNS	23	22
THIRD DOWN EFFICIENCY	3-13-23%	4-10-40%
FOURTH DOWN EFFICIENCY	1-1-100%	0-1-0%
TOTAL NET YARDS	444	464
Plays - Avg.	73-6.1	62-7.5
NET YARDS RUSHING	134	226
Rushes - Avg.	35-3.8	33-6.8
NET YARDS PASSING	310	238
Sacks - Yards Lost	1-11	2-13
PASS ATT-COMP-INT	37-23-1	27-16-2
PUNTS - Avg.	3-47.7	3-44.0
Net Punting Average	41.0	42.3
PUNT RETURNS - Yards	2-5	0-0
KICKOFF RETURNS - Yards	1-30	2-47
INTERCEPTIONS - Yards	2-8	1-16
PENALTIES Number and Yards	4-45	3-20
FUMBLES - Lost	2-0	2-1
TOUCHDOWNS	2	4
EXTRA POINTS Made-Attempts	1-2	3-4
RED ZONE EFFICIENCY	2-4-50%	2-2-100%
GOAL TO GO EFFICIENCY	2-2-100%	1-1-100%
SAFETIES	0	0
GIVEAWAYS	1	3
TAKEAWAYS	3	1
TIME OF POSSESSION	31:32	28:28

### TITANS STARTERS

OFFENSE		DEFENSE	
WR 84	C.Davis	DE 94	J.Crawford
TE 81	J.Smith	NT 90	D.Jones
LT 77	T.Lewan	DT 98	J.Simmons
LG 76	R.Saffold	OLB 99	J.Clowney
C 60	B.Jones	ILB 54	R.Evans
RG 64	N.Davis	ILB 55	J.Brown
RT 71	D.Kelly	OLB 58	H.Landry
WR 10	A.Humphries	CB 33	J.Joseph
QB 17	R.Tannehill	SS 24	K.Vaccaro
RB 22	D.Henry	FS 31	K.Byard
WR 13	C.Batson	CB 21	M.Butler

### VIKINGS STARTERS

OFFENSE		DEFENSE	
WR 18	J.Jefferson	LE 95	I.Odenigbo
LT 71	R.Reiff	NT 93	S.Stephen
LG 78	D.Dozier	DT 94	J.Johnson
C 56	G.Bradbury	RE 91	Y.Ngakoue
RG 73	D.Samia	SLB 50	E.Wilson
RT 75	B.O'Neill	MLB 54	E.Kendricks
TE 82	K.Rudolph	CB 29	K.Boyd
WR 19	A.Thielen	LCB 20	J.Gladney
QB 8	K.Cousins	RCB 24	H.Hill
HB 33	D.Cook	SS 22	H.Smith
FB 30	C.Ham	FS 41	A.Harris

### TITANS INDIVIDUAL STATISTICS

Rushing	Att	Yds	Avg	Lg	TD
D.Henry	26	119	4.6	16	2
R.Tannehill	4	9	2.3	10	0
D.Evans	3	9	3.0	4	0
A.Humphries	1	0	0.0	0	0
K.Raymond	1	-3	-3.0	-3	0
<b>Total</b>	<b>35</b>	<b>134</b>	<b>3.8</b>	<b>16</b>	<b>2</b>

Passing	Att	Cmp	Yds	TD	Lg	IN	Rt
R.Tannehill	37	23	321	0	61	1	78.8
<b>Total</b>	<b>37</b>	<b>23</b>	<b>321</b>	<b>0</b>	<b>61</b>	<b>1</b>	<b>78.8</b>

Receiving	No	Yds	Avg	Lg	TD
C.Davis	5	69	13.8	38	0
J.Smith	5	61	12.2	21	0
A.Humphries	4	41	10.3	23	0
K.Raymond	3	118	39.3	61	0
M.Pruitt	2	16	8.0	10	0
D.Henry	2	11	5.5	6	0
J.McNichols	1	5	5.0	5	0
R.Tannehill	1	0	0.0	0	0
<b>Total</b>	<b>23</b>	<b>321</b>	<b>14.0</b>	<b>61</b>	<b>0</b>

Interceptions	No	Yds	Avg	Lg	TD
J.Joseph	1	5	5.0	5	0
A.Hooker	1	3	3.0	3	0
<b>Total</b>	<b>2</b>	<b>8</b>	<b>4.0</b>	<b>5</b>	<b>0</b>

### Leading Tacklers (Press Box Totals)

J. Brown 8-6-2; J. Joseph 7-7-0; R. Evans 7-4-3

**Sacks:** J. Simmons 1; K. Fulton 1

**FF:** J. Joseph 1 FR: R. Evans 1

### VIKINGS INDIVIDUAL STATISTICS

Rushing	Att	Yds	Avg	Lg	TD
D.Cook	22	181	8.2	39	1
A.Mattison	8	27	3.4	15	0
K.Cousins	2	14	7.0	14	0
A.Thielen	1	4	4.0	4	0
<b>Total</b>	<b>33</b>	<b>226</b>	<b>6.8</b>	<b>39</b>	<b>1</b>

Passing	Att	Cmp	Yds	TD	Lg	IN	Rt
K.Cousins	27	16	251	3	71	2	96.4
<b>Total</b>	<b>27</b>	<b>16</b>	<b>251</b>	<b>3</b>	<b>71</b>	<b>2</b>	<b>96.4</b>

Receiving	No	Yds	Avg	Lg	TD
J.Jefferson	7	175	25.0	71	1
A.Thielen	3	29	9.7	16	1
D.Cook	2	18	9.0	15	0
K.Rudolph	2	11	5.5	8	1
C.Ham	1	11	11.0	11	0
C.Beebe	1	7	7.0	7	0
<b>Total</b>	<b>16</b>	<b>251</b>	<b>15.7</b>	<b>71</b>	<b>3</b>

Interceptions	No	Yds	Avg	Lg	TD
H.Smith	1	16	16.0	16	0
<b>Total</b>	<b>1</b>	<b>16</b>	<b>16.0</b>	<b>16</b>	<b>0</b>

### Leading Tacklers (Press Box Totals)

E. Kendricks 10-6-4; H. Smith 9-6-3; A. Harris 8-6-2

**Sacks:** Y. Ngakoue 1

**FF:** Y. Ngakoue FR: None

## 2020 TITANS GAME-BY-GAME SUMMARIES



**Week 5: Titans 42, Bills 16**  
**Tuesday, Oct. 13, 2020 • 6:05 p.m. CT • Nissan Stadium**



In Week 5 of the 2020 season, the Titans hosted the Buffalo Bills for a Tuesday night matchup that was rescheduled due to Tennessee's COVID-19 outbreak. With just two days of practice before the game after Saint Thomas Sports Park was closed, and 16 days since their Week 3 contest, the Titans used three takeaways and six total touchdowns to beat the Bills by a score of 42-16.

Buffalo had possession of the ball to begin the game, but on the third play, Bills QB **Josh Allen** threw an interception to CB **Malcolm Butler** who returned the ball 29 yards to the Buffalo 16-yard line. Tennessee quickly took a 7-0 lead as QB **Ryan Tannehill** tossed a 16-yard touchdown strike to WR **A.J. Brown**. On their ensuing possession, Buffalo put together a 76-yard scoring drive that culminated in Allen throwing a three-yard touchdown to Bills WR **Isaiah McKenzie** to tie the game, 7-7. Later in the first quarter, WR **Kalif Raymond** recorded a 40-yard punt return to put the Titans in good field position at the Buffalo 30-yard line, and he also contributed a 20-yard catch on the drive. Ultimately, RB **Derrick Henry** ran in a one-yard score for a 14-7 lead.

In the second quarter, Buffalo added a 10-play scoring drive with Bills TE **Dawson Knox**, Bills WR **Stefon Diggs** and Bills WR **Gabriel Davis** contributing first down receptions. However, the Titans defense kept Buffalo at bay and forced them to settle for a 43-yard field goal to make it 14-10. Later in the second quarter, the Titans put together a 90-yard scoring drive to close out the first half of the game on top. Henry and Tannehill rushed for first downs and Brown added a 12-yard gain before Tannehill took the ball into the end zone himself for a 10-yard touchdown and a 21-10 halftime lead.

On Buffalo's opening drive of the second half, the Bills drove from their own three-yard line to the Tennessee 33-yard line. However, Allen threw his second pick of the day to Butler, who intercepted the ball at the Tennessee 20-yard line and returned it a career-long 68 yards. Tennessee took possession in the red zone and capitalized as Tannehill threw a four-yard touchdown to TE **Jonnu Smith** for a 28-10 advantage.

In the fourth quarter, Buffalo tacked on a 90-yard scoring drive with assistance by two first-down receptions by Bills WR **Cole Beasley**. Allen connected with Bills RB **T.J. Yeldon** for a 22-yard score, but Buffalo's two-point conversion attempt failed as Allen threw an incompletion. Buffalo cut Tennessee's lead to 28-16. However, Tennessee then constructed back-to-back scoring drives. First came an 11-play, 75-yard scoring drive that saw Tannehill

contribute a 23-yard rushing gain before Henry capped the drive with a nine-yard touchdown for a 35-16 lead. On the ensuing kickoff, LB **David Long Jr.** caused Bills WR Andre Roberts to fumble the return and it was recovered by CB **Kareem Orr**. Tennessee took possession at the Buffalo 18-yard line and capitalized on the third turnover of the night as Smith caught a seven-yard touchdown. The Titans took a 42-16 lead to seal a victory and hand Buffalo it's first loss of the season.

### SCORING

	1	2	3	4	Final
<b>Buffalo</b>	7	3	0	6	16
<b>Tennessee</b>	7	14	7	14	42

TEAM	SCORING PLAY	TIME
Titans	A. Brown 16 yd. pass from R.Tannehill (S.Gostkowski kick)	1-12:45
Bills	I.McKenzie 3 yd. pass from J.Allen (T.Bass kick)	1-6:02
Titans	D.Henry 1 yd. run (S.Gostkowski kick)	2-13:54
Bills	T.Bass 43 yd. Field Goal	2-8:35
Titans	R.Tannehill 10 yd. run (S.Gostkowski kick)	2-0:16
Titans	J.Smith 4 yd. pass from R.Tannehill (S.Gostkowski kick)	3-1:49
Bills	T.Yeldon 22 yd. pass from J.Allen (pass failed)	4-10:00
Titans	D.Henry 9 yd. run (S.Gostkowski kick)	4-3:57
Titans	J.Smith 7 yd. pass from R.Tannehill (S.Gostkowski kick)	4-1:59

**Missed FGs:** None

**Attendance:** 8,403

**Time of Game:** 2:55

**Weather:** 73°, W N 3mph

**Referee:** Carl Cheffers



### TEAM STATISTICS

	Bills	Titans
TOTAL FIRST DOWNS	23	25
THIRD DOWN EFFICIENCY	13-17-76%	6-10-60%
FOURTH DOWN EFFICIENCY	0-0-0%	1-1-100%
TOTAL NET YARDS	370	334
Plays - Avg.	69-5.4	62-5.4
NET YARDS RUSHING	95	139
Rushes - Avg.	22-4.3	34-4.1
NET YARDS PASSING	275	195
Sacks - Yards Lost	1-10	0-0
PASS ATT-COMP-INT	46-29-2	28-21-0
PUNTS - Avg.	2-64.0	3-42.7
Net Punting Average	44.0	43.0
PUNT RETURNS - Yards	1--1	2-40
KICKOFF RETURNS - Yards	6-138	2-35
INTERCEPTIONS - Yards	0-0	2-97
PENALTIES Number and Yards	10-56	6-46
FUMBLES - Lost	2-1	0-0
TOUCHDOWNS	2	6
EXTRA POINTS Made-Attempts	1-2	6-6
RED ZONE EFFICIENCY	2-2-100%	6-6-100%
GOAL TO GO EFFICIENCY	0-0-0%	4-4-100%
SAFETIES	0	0
GIVEAWAYS	3	0
TAKEAWAYS	0	3
TIME OF POSSESSION	32:24	27:36

### BILLS STARTERS

#### OFFENSE

LT 73	D.Dawkins
LG 70	C.Ford
C 60	M.Morse
RG 66	B.Winters
RT 75	Da.Williams
TE 88	D.Knox
QB 17	J.Allen
RB 26	D.Singleterary
WR 14	S.Diggs
WR 13	G.Davis
WR 19	I.McKenzie

#### DEFENSE

LDE 93	T.Murphy
DT 91	E.Oliver
DT 99	H.Phillips
RDE 55	J.Hughes
MLB 49	T.Edmunds
WLB 53	T.Dodson
NCB 47	C.Lewis
FS 31	D.Marlowe
RCB 29	J.Norman
S 21	J.Poyer
SS 23	M.Hyde

### TITANS STARTERS

#### OFFENSE

TE 87	G.Swaim
TE 81	J.Smith
LT 77	T.Lewan
LG 76	R.Saffold
C 60	B.Jones
RG 64	N.Davis
RT 71	D.Kelly
WR 14	K.Raymond
TE 86	A.Firkser
QB 17	R.Tannehill
RB 22	D.Henry

#### DEFENSE

DE 94	J.Crawford
NT 90	D.Jones
OLB 99	J.Clowney
ILB 54	R.Evans
ILB 55	J.Brown
OLB 58	H.Landry
CB 35	C.Jackson
CB 33	J.Joseph
SS 24	K.Vaccaro
FS 31	K.Byard
CB 21	M.Butler

### BILLS INDIVIDUAL STATISTICS

#### Rushing

	Att	Yds	Avg	Lg	TD
T.Yeldon	7	52	7.4	34	0
D.Singleterary	11	25	2.3	6	0
J.Allen	4	18	4.5	7	0
<b>Total</b>	<b>22</b>	<b>95</b>	<b>4.3</b>	<b>34</b>	<b>0</b>

#### Passing

	Att	Cmp	Yds	TD	Lg	IN	Rt
J.Allen	41	26	263	2	22	2	77.6
M.Barkley	5	3	22	0	11	0	70.4
<b>Total</b>	<b>46</b>	<b>29</b>	<b>285</b>	<b>2</b>	<b>22</b>	<b>2</b>	<b>76.8</b>

#### Receiving

	No	Yds	Avg	Lg	TD
S.Diggs	10	106	10.6	19	0
C.Beasley	6	53	8.8	14	0
G.Davis	5	58	11.6	15	0
I.McKenzie	4	7	1.8	9	1
T.Yeldon	1	22	22.0	22	1
A.Roberts	1	16	16.0	16	0
D.Knox	1	15	15.0	15	0
D.Singleterary	1	8	8.0	8	0
<b>Total</b>	<b>29</b>	<b>285</b>	<b>9.8</b>	<b>22</b>	<b>2</b>

#### Interceptions

None

#### Leading Tacklers (Press Box Totals)

T. Edmunds 8-4-4; J. Norman 7-7-0; J. Poyer 7-7-0

**Sacks:** None

**FF:** None **FR:** None

### TITANS INDIVIDUAL STATISTICS

#### Rushing

	Att	Yds	Avg	Lg	TD
D.Henry	19	57	3.0	12	2
R.Tannehill	4	42	10.5	23	1
J.McNichols	9	28	3.1	7	0
D.Evans	2	12	6.0	9	0
<b>Total</b>	<b>34</b>	<b>139</b>	<b>4.1</b>	<b>23</b>	<b>3</b>

#### Passing

	Att	Cmp	Yds	TD	Lg	IN	Rt
R.Tannehill	28	21	195	3	20		0129.3
<b>Total</b>	<b>28</b>	<b>21</b>	<b>195</b>	<b>3</b>	<b>20</b>		<b>0129.3</b>

#### Receiving

	No	Yds	Avg	Lg	TD
A.Brown	7	82	11.7	16	1
J.Smith	5	40	8.0	14	2
A.Firkser	3	19	6.3	12	0
K.Raymond	2	26	13.0	20	0
C.Hollister	1	12	12.0	12	0
N.Wehebrook	1	7	7.0	7	0
D.Henry	1	6	6.0	6	0
J.McNichols	1	3	3.0	3	0
<b>Total</b>	<b>21</b>	<b>195</b>	<b>9.3</b>	<b>20</b>	<b>3</b>

#### Interceptions

	No	Yds	Avg	Lg	TD
M. Butler	2	97	48.5	68	0
<b>Total</b>	<b>2</b>	<b>97</b>	<b>48.5</b>	<b>68</b>	<b>0</b>

#### Leading Tacklers (Press Box Totals)

R. Evans 9-7-2; M. Butler 7-6-1; J. Brown 5-3-2

**Sacks:** H. Landry 1

**FF:** J. Brown 1 **FR:** None

# 2020 TITANS GAME-BY-GAME SUMMARIES



## Week 6: Titans 42, Texans 36 Sunday, Oct. 18, 2020 • 12:00 p.m. CT • Nissan Stadium



In Week 6 of the 2020 season, the Titans hosted the division opponent Houston Texans and won in overtime by a score of 42-36. Tennessee set a franchise record with 601 net yards of offense, and posted just the fourth all-time NFL performance with a 200-yard rusher (RB **Derrick Henry**), 300-yard passer (QB **Ryan Tannehill**) and 100-yard receiver (TE **Anthony Firkser**) while advancing to 5-0 on the season.

The Titans took an early 14-0 lead in the first quarter. First, Tannehill guided the team on an 80-yard scoring drive that saw an 18-yard gain on the ground by Henry and first down receptions by WR **A.J. Brown**, WR **Cameron Batson** and Firkser. Tannehill threw a seven-yard touchdown to Firkser to put the Titans up, 7-0. On the following Tennessee possession, Henry contributed a 34-yard rush before Tannehill connected with Brown for a six-yard touchdown. The Titans moved ahead, 14-0.

In the second quarter, Houston responded with a touchdown of their own. Facing a third-and-one at the Tennessee one-yard line, Texans RB **David Johnson** ran up the middle but was denied for no gain by LB **Rashaan Evans** and DT **Jeffery Simmons**. However, Houston was successful on the fourth-down attempt, as Texans QB **Deshawn Watson** threw a one-yard touchdown to Texans TE **Darren Fells**. Houston cut Tennessee's lead in half, 14-7.

On the ensuing Tennessee possession, the Titans constructed an 11-play scoring drive. WR **Kalif Raymond** caught a 20-yard ball to move the chains before WR **Adam Humphries** extended the lead to 21-7 with a 22-yard touchdown catch. As Houston got the ball back, the Texans were able to tack on a 38-yard field goal to make it a 21-10 game heading into halftime.

In the third quarter, Houston scored 13 points to take a 23-21 lead. First, Fells contributed catches of 11 and 35 yards to move the chains before David Johnson ran into the end zone for a one-yard score. On the ensuing drive, Tannehill was strip-sacked by Texans DE **J.J. Watt** and the ball was recovered by Texans OLB **Jacob Martin** at the Tennessee four-yard line. Houston capitalized on the turnover as Watson connected with Texans WR **Randall Cobb** for a four-yard touchdown. The extra point was no good as Houston took the lead, 23-21.

In the fourth quarter with the Titans trailing by two, the Tennessee offense took over at their own six-yard line. On the first play of the drive, Henry promptly took the handoff and raced 94 yards for a go-ahead touchdown. Tannehill connected with WR **Nick Westbrook-Ikhine** for a successful two-point conversion to make it a 29-23 game.

Houston immediately responded and took the lead back on a two-play scoring drive. Watson threw a 22-yard pass to Texans TE **Pharaoh Brown** before nailing Texans WR **Will Fuller V** for a 53-yard score and a 30-29 lead. As the Tennessee offense took the field needing to score, Tannehill was intercepted on a deep pass by Texans CB **Bradley Roby**. Houston took possession at their own 31-yard line and engineered a 15-play scoring drive that culminated in a one-yard touchdown pass from Watson to Texans WR **Brandin Cooks**. Houston elected to attempt a two-point conversion, but Watson's pass was incomplete after Simmons batted the ball, and the score remained 36-29.



TEAM STATISTICS

	Texans	Titans
TOTAL FIRST DOWNS	25	31
THIRD DOWN EFFICIENCY	7-14-50%	6-10-60%
FOURTH DOWN EFFICIENCY	3-3-100%	0-0-0%
TOTAL NET YARDS	412	601
Plays - Avg.	67-6.1	70-8.6
NET YARDS RUSHING	92	263
Rushes - Avg.	27-3.4	27-9.7
NET YARDS PASSING	320	338
Sacks - Yards Lost	2-15	2-26
PASS ATT-COMP-INT	38-28-0	41-30-1
PUNTS - Avg.	4-52.3	1-54.0
Net Punting Average	42.3	54.0
PUNT RETURNS - Yards	1-0	3-20
KICKOFF RETURNS - Yards	2-39	3-63
INTERCEPTIONS - Yards	1-0	0-0
PENALTIES Number and Yards	4-46	7-73
FUMBLES - Lost	0-0	1-1
TOUCHDOWNS	5	6
EXTRA POINTS Made-Attempts	3-5	5-5
FIELD GOALS Made-Attempts	1-1	0-2
RED ZONE EFFICIENCY	4-4-100%	4-6-67%
GOAL TO GO EFFICIENCY	4-4-100%	3-3-100%
SAFETIES	0	0
GIVEAWAYS	0	2
TAKEAWAYS	2	0
TIME OF POSSESSION	31:40	31:50

Down seven points with under two minutes remaining in regulation, Tannehill took command of the offense and completed eight consecutive passes, including a game-tying seven-yard touchdown to Brown with four seconds left in regulation. After the successful extra point, the game was tied at 36-36 and heading for overtime.

After winning the coin toss, Tennessee had possession of the ball first. Henry took a short pass 53 yards to flip field position, and then at the Houston 27-yard line, RB **Jeremy McNichols** added a 17-yard rush. Ultimately, in Wildcat formation, Henry took the direct snap and ran into the end zone for a walk-off five-yard touchdown. Tennessee beat Houston by a score of 42-36 and advanced to a 5-0 record on the season.

### SCORING

	1	2	3	4	OT	Final
Houston	0	10	13	13	0	36
Tennessee	14	7	0	15	6	42

TEAM	SCORING PLAY	TIME
Titans	A.Firkser 7 yd. pass from R.Tannehill (S.Gostkowski kick)	1-6:57
Titans	A.Brown 6 yd. pass from R.Tannehill (S.Gostkowski kick)	1-0:12
Texans	D.Fells 1 yd. pass from D.Watson (K.Fairbairn kick)	2-8:56
Titans	A.Humphries 22 yd. pass from R.Tannehill (S.Gostkowski kick)	2-3:34
Texans	K.Fairbairn 38 yd. Field Goal	2-0:00
Texans	Da.Johnson 1 yd. run (K.Fairbairn kick)	3-6:15
Texans	R.Cobb 4 yd. pass from D.Watson (kick failed, w/)	3-4:35
Titans	D.Henry 94 yd. run (R.Tannehill-N.Westbrook pass)	4-9:23
Texans	W.Fuller 53 yd. pass from D.Watson (K.Fairbairn kick)	4-8:37
Texans	B.Cooks 1 yd. pass from D.Watson (pass failed)	4-1:50
Titans	A.Brown 7 yd. pass from R.Tannehill (S.Gostkowski kick)	4-0:04
Titans	D.Henry 5 yd. run	5-6:30

Missed FGs: S. Gostkowski 27B, 37WR

Attendance: 10,166

Time of Game: 3:12

Weather: 61°, Cloudy, wind S 10mph

Referee: Alex Kemp

### TEXANS STARTERS

OFFENSE	DEFENSE
QB 4 D.Watson	DE 99 J.Watt
RB 31 Da.Johnson	DT 92 B.Dunn
TE 85 P.Brown	DE 96 P.Hall
WR 15 W.Fuller	LB 91 C.Watkins
WR 13 B.Cooks	LB 41 Z.Cunningham
TE 87 D.Fells	LB 50 T.Adams
LT 78 L.Tunsil	LB 57 B.Scarlett
LG 64 S.Kelemete	CB 21 B.Roby
C 66 N.Martin	CB 26 V.Hargreaves
RG 73 Z.Fulton	S 20 Ju.Reid
RT 71 T.Howard	S 23 E.Murray

### TITANS STARTERS

OFFENSE	DEFENSE
WR 15 N.Westbrook	NT 90 D.Jones
TE 81 J.Smith	DT 98 J.Simmons
LT 77 T.Lewan	OLB 99 J.Clowney
LG 76 R.Saffold	ILB 54 R.Evans
C 60 B.Jones	ILB 55 J.Brown
RG 64 N.Davis	OLB 58 H.Landry
RT 71 D.Kelly	CB 26 K.Fulton
FB 41 K.Blasingame	CB 33 J.Joseph
WR 11 A.Brown	SS 24 K.Vaccaro
QB 17 R.Tannehill	FS 31 K.Byard
RB 22 D.Henry	CB 21 M.Butler

### TEXANS INDIVIDUAL STATISTICS

Rushing	Att	Yds	Avg	Lg	TD
Da.Johnson	19	57	3.0	11	1
D.Watson	4	26	6.5	11	0
D.Johnson	4	9	2.3	10	0
<b>Total</b>	<b>27</b>	<b>92</b>	<b>3.4</b>	<b>11</b>	<b>1</b>

Passing	Att	Cmp	Yds	TD	Lg	IN	Rt
D.Watson	37	28	335	4	53	0	138.9
R.Cobb	1	0	0	0	0	0	39.6
<b>Total</b>	<b>38</b>	<b>28</b>	<b>335</b>	<b>4</b>	<b>53</b>	<b>0</b>	<b>135.3</b>

Receiving	No	Yds	Avg	Lg	TD
B.Cooks	9	68	7.6	19	1
W.Fuller	6	123	20.5	53	1
D.Fells	6	85	14.2	35	1
R.Cobb	3	17	5.7	7	1
P.Brown	2	28	14.0	22	0
Da.Johnson	1	12	12.0	12	0
D.Johnson	1	2	2.0	2	0
<b>Total</b>	<b>28</b>	<b>335</b>	<b>12.0</b>	<b>53</b>	<b>4</b>

Interceptions	No	Yds	Avg	Lg	TD
B. Roby	1	0	0.0	0	0
<b>Total</b>	<b>1</b>	<b>0</b>	<b>0.0</b>	<b>0</b>	<b>0</b>

### Leading Tacklers (Press Box Totals)

T. Adams 8-6-2; Z. Cunningham 8-2-6; P. Hall 7-7-0

Sacks: T. Adams 1; J. Watt 1

FF: J. Watt 1 FR: J. Martin 1

### TITANS INDIVIDUAL STATISTICS

Rushing	Att	Yds	Avg	Lg	TD
D.Henry	22	212	9.6	94	2
J.McNichols	5	51	10.2	20	0
<b>Total</b>	<b>27</b>	<b>263</b>	<b>9.7</b>	<b>94</b>	<b>2</b>

Passing	Att	Cmp	Yds	TD	Lg	IN	Rt
R.Tannehill	41	30	364	4	53	0	1122.4
<b>Total</b>	<b>41</b>	<b>30</b>	<b>364</b>	<b>4</b>	<b>53</b>	<b>0</b>	<b>1122.4</b>

Receiving	No	Yds	Avg	Lg	TD
A.Firkser	8	113	14.1	45	1
A.Humphries	6	64	10.7	22	1
A.Brown	5	56	11.2	18	2
K.Raymond	3	32	10.7	20	0
D.Henry	2	52	26.0	53	0
J.McNichols	2	11	5.5	9	0
G.Swaim	2	10	5.0	8	0
J.Smith	1	13	13.0	13	0
C.Batson	1	13	13.0	13	0
<b>Total</b>	<b>30</b>	<b>364</b>	<b>12.1</b>	<b>53</b>	<b>4</b>

Interceptions	No	Yds	Avg	Lg	TD
None	0	0	0.0	0	0

### Leading Tacklers (Press Box Totals)

J. Brown 10-4-6; M. Butler 8-8-0; K. Byard 8-6-2

Sacks: J. Simmons 1; D. Jones 1

FF: J. Brown 1 FR: None

# 2020 TITANS GAME-BY-GAME SUMMARIES



## Week 7: Titans 24, Steelers 27

Sunday, Oct. 25, 2020 • 12:00 p.m. CT • Nissan Stadium

In Week 7 of the 2020 season the Titans hosted the Pittsburgh Steelers in a showdown between two undefeated teams, marking just the sixth contest in the Super Bowl era that featured two unbeaten squads in Week 7 or later. The game was initially scheduled for Week 4 but postponed after Tennessee's COVID-19 outbreak. Pittsburgh came out with a victory by a score of 27-24, handing the Titans their first loss of the season.

Pittsburgh got on the board on the team's opening possession with a 16-play drive. Steelers QB **Ben Roethlisberger** threw first down passes to Steelers WR **Diontae Johnson** and WR **Ray-Ray McCloud**, and Steelers RB **James Conner** added a first down on the ground before Roethlisberger connected with Johnson for an 11-yard touchdown as Pittsburgh took an early 7-0 lead.

In the second quarter, Pittsburgh doubled the lead with a 61-yard touchdown drive. Steelers TE **Eric Ebron** contributed a 22-yard reception, and Steelers WR **JuJu Smith-Schuster** added a 21-yard catch before Steelers RB **Benny Snell Jr.** scored on a one-yard touchdown rush to make it 14-0 Pittsburgh. On the ensuing Tennessee possession, the Titans replied with a touchdown drive of their own. QB **Ryan Tannehill** threw a 13-yard pass to WR **A.J. Brown** and a 19-yard gain to WR **Adam Humphries** before connecting with WR **Corey Davis** for a four-yard touchdown strike. Tennessee cut the lead, 14-7.

Pittsburgh added two more scores in the second quarter. First, Steelers RB **James Conner** accounted for 50 of the 55 yards on a possession that resulted in a 38-yard field goal. Next, McCloud returned a punt 57 yards to give Pittsburgh the ball at the Tennessee 17-yard line. Roethlisberger was able to toss a nine-yard touchdown to Johnson to make it a 24-7 game heading into halftime.

On the Steelers opening drive of the second half, Pittsburgh tacked on a 30-yard field goal for a 27-7 advantage, which ultimately became the only points scored by the Steelers in the second half. However, on the ensuing possession, Tannehill quickly found Brown for a 73-yard touchdown as Tennessee inched closer, 27-14.

Later in the third quarter, Roethlisberger's pass was tipped by DT **Jeffery Simmons** and caught by LB **Jayon Brown** at the Steelers 30-yard line. Tennessee capitalized on the turnover with a 51-yard field goal to make it a 27-17 game.

In the fourth quarter, Tennessee constructed a 70-yard scoring drive that featured RB **Derrick Henry** accounting for 43 yards. Ultimately, Henry dove into the end zone for a one-yard

touchdown to make it a one possession game, 27-24. On the following Pittsburgh possession, the Steelers drove from their own nine-yard line to the Tennessee 19-yard line. However, Roethlisberger threw an interception in the end zone to DB **Amani Hooker** for a touch-back. With two and a half minutes remaining in regulation and the Titans trailing by three, Tennessee moved the ball efficiently from their own 25-yard line to the Pittsburgh 28-yard line. With 19 seconds remaining, K **Stephen Gostkowski** attempted a game-tying 45-yard field goal, but the kick went wide right as Pittsburgh handed Tennessee their first loss of the season, 27-24.

### SCORING

	1	2	3	4	Final
Pittsburgh	7	17	3	0	27
Tennessee	0	7	10	7	24

TEAM	SCORING PLAY	TIME
Steelers	D.Johnson 11 yd. pass from B.Roethlisberger (C.Boswell kick)	1-5:42
Steelers	B.Snell 1 yd. run (C.Boswell kick)	2-12:16
Titans	C.Davis 4 yd. pass from R.Tannehill (S.Gostkowski kick)	2-5:26
Steelers	C.Boswell 38 yd. Field Goal	2-2:50
Steelers	D.Johnson 9 yd. pass from B.Roethlisberger (C.Boswell kick)	2-0:52
Steelers	C.Boswell 30 yd. Field Goal	3-10:26
Titans	A.Brown 73 yd. pass from R.Tannehill (S.Gostkowski kick)	3-9:36
Titans	S.Gostkowski 51 yd. Field Goal	3-2:55
Titans	D.Henry 1 yd. run (S.Gostkowski kick)	4-10:13

**Missed FGs:** S. Gostkowski 45WR

**Attendance:** 10,355

**Time of Game:** 3:06

**Weather:** 55°, Cloudy, wind NNW 3 mph

**Referee:** Shawn Hochuli



### TEAM STATISTICS

	Steelers	Titans
TOTAL FIRST DOWNS	23	15
THIRD DOWN EFFICIENCY	13-18-72%	5-13-38%
FOURTH DOWN EFFICIENCY	0-0-0%	0-1-0%
TOTAL NET YARDS	362	292
Plays - Avg.	74-4.9	56-5.2
NET YARDS RUSHING	94	82
Rushes - Avg.	25-3.8	23-3.6
NET YARDS PASSING	268	210
Sacks - Yards Lost	0-0	2-10
PASS ATT-COMP-INT	49-32-3	31-18-0
PUNTS - Avg.	2-50.0	4-60.5
Net Punting Average	47.5	39.8
PUNT RETURNS - Yards	3-83	1-5
KICKOFF RETURNS - Yards	1-17	3-43
INTERCEPTIONS - Yards	0-0	3-18
PENALTIES Number and Yards	8-69	7-73
FUMBLES - Lost	2-0	1-0
TOUCHDOWNS	3	3
EXTRA POINTS Made-Attempts	3-3	3-3
FIELD GOALS Made-Attempts	2-2	1-2
RED ZONE EFFICIENCY	3-5-60%	2-2-100%
GOAL TO GO EFFICIENCY	2-2-100%	2-2-100%
SAFETIES	0	0
GIVEAWAYS	3	0
TAKEAWAYS	0	3
TIME OF POSSESSION	36:37	23:23

### STEELERS STARTERS

OFFENSE		DEFENSE	
WR 18	D.Johnson	DT 97	C.Heyward
LT 78	A.Villanueva	NT 94	T.Alualu
LG 71	M.Feiler	DE 91	S.Tuitt
C 53	M.Pouncey	LOLB 90	T.Watt
RG 66	D.DeCastro	LILB 41	R.Spillane
RT 76	C.Okorafor	RILB 98	V.Williams
TE 85	E.Ebron	ROLB 48	B.Dupree
RB 30	J.Conner	LCB 23	J.Haden
TE 11	C.Claypool	FS 39	M.Fitzpatrick
QB 7	B.Roethlisberger	SS 34	Te.Edmunds
WR 19	J.Smith-Schuster	RCB 22	S.Nelson

### TITANS STARTERS

OFFENSE		DEFENSE	
WR 84	C.Davis	NT 90	D.Jones
TE 81	J.Smith	DT 98	J.Simmons
LT 70	T.Sambrailo	OLB 99	J.Clowney
LG 76	R.Saffold	ILB 54	R.Evans
C 60	B.Jones	ILB 55	J.Brown
RG 64	N.Davis	OLB 58	H.Landry
RT 71	D.Kelly	CB 23	T.Smith
TE 85	M.Pruitt	CB 26	K.Fulton
WR 11	A.Brown	SS 24	K.Vaccaro
QB 17	R.Tannehill	FS 31	K.Byard
RB 22	D.Henry	CB 21	M.Butler

### STEELERS INDIVIDUAL STATISTICS

Rushing	Att	Yds	Avg	Lg	TD
J.Conner	20	82	4.1	24	0
A.McFarland	1	6	6.0	6	0
J.Samuels	1	5	5.0	5	0
B.Snell	2	2	1.0	1	1
B.Roethlisberger	1	-1	-1.0	-1	0
<b>Total</b>	<b>25</b>	<b>94</b>	<b>3.8</b>	<b>24</b>	<b>1</b>

Passing	Att	Cmp	Yds	TD	Lg	IN	Rt
B.Roethlisberger	49	32	268	2	28	3	67.4
<b>Total</b>	<b>49</b>	<b>32</b>	<b>268</b>	<b>2</b>	<b>28</b>	<b>3</b>	<b>67.4</b>

Receiving	No	Yds	Avg	Lg	TD
J.Smith-Schuster	9	85	9.4	28	0
D.Johnson	9	80	8.9	14	2
E.Ebron	6	50	8.3	22	0
J.Conner	3	29	9.7	18	0
V.McDonald	2	14	7.0	9	0
R.McCloud	2	12	6.0	9	0
C.Claypool	1	-2	-2.0	-2	0
<b>Total</b>	<b>32</b>	<b>268</b>	<b>8.4</b>	<b>28</b>	<b>2</b>

**Interceptions** No Yds Avg Lg TD  
None

### Leading Tacklers (Press Box Totals)

V. Williams 10-9-1; J. Haden 7-4-3; T. Watt 5-4-1

**Sacks:** V. Williams 1; T. Watt 1

**FF:** None **FR:** J. None

### TITANS INDIVIDUAL STATISTICS

Rushing	Att	Yds	Avg	Lg	TD
D.Henry	20	75	3.8	17	1
R.Tannehill	2	5	2.5	4	0
J.McNichols	1	2	2.0	2	0
<b>Total</b>	<b>23</b>	<b>82</b>	<b>3.6</b>	<b>17</b>	<b>1</b>

Passing	Att	Cmp	Yds	TD	Lg	IN	Rt
R.Tannehill	30	18	220	2	73	0	104.9
B.Kern	1	0	0	0	0	0	39.6
<b>Total</b>	<b>31</b>	<b>18</b>	<b>220</b>	<b>2</b>	<b>73</b>	<b>0</b>	<b>101.5</b>

Receiving	No	Yds	Avg	Lg	TD
A.Brown	6	153	25.5	73	1
C.Davis	6	35	5.8	7	1
A.Firkser	2	7	3.5	4	0
D.Henry	2	-3	-1.5	-1	0
A.Humphries	1	19	19.0	19	0
J.Smith	1	9	9.0	9	0
<b>Total</b>	<b>18</b>	<b>220</b>	<b>12.2</b>	<b>73</b>	<b>2</b>

**Interceptions** No Yds Avg Lg TD  
D.Cruikshank 1 13 13.0 13 0  
J.Brown 1 0 0.0 0 0  
A.Hooker 1 0 0.0 0 0  
**Total** 3 18 6.0 13 0

### Leading Tacklers (Press Box Totals)

J. Brown 8-7-1; M. Butler 8-7-1; K. Byard 6-6-0

**Sacks:** None

**FF:** J. Clowney 1; V. Beasley 1 **FR:** None



# 2020 TITANS GAME-BY-GAME SUMMARIES



## Week 8: Titans 20, Bengals 31 Sunday, Nov. 1, 2020 • 1:00 p.m. ET • Paul Brown Stadium



In Week 8 of the 2020 season the Titans traveled to Cincinnati to face the Bengals and fell by a score of 31-20.

Cincinnati got on the board on their opening possession and never relinquished the lead. Bengals QB **Joe Burrow** constructed a 12-play, 57-yard drive that saw two first down receptions by Bengals WR **Tee Higgins** and culminated in a 33-yard field goal by Bengals K **Randy Bullock**. Cincinnati took a 3-0 lead. Later in the first quarter, Tennessee drove down the field into Bengals territory with aid by a 24-yard reception by WR **Corey Davis**. However, K **Stephen Gostkowski's** 53-yard attempt hit the upright as the score remained 3-0.

In the second quarter, Cincinnati extended the lead with a nine-play, 57-yard scoring drive. Bengals WR **Tyler Boyd** contributed a 13-yard catch before Bengals RB **Samaje Perine** scored on a one-yard touchdown run for a 10-0 lead. However, Tennessee responded on the ensuing possession with a scoring drive of their own that featured eight consecutive run plays. RB **Derrick Henry** carried the ball six times for 43 yards, and RB **D'Onta Foreman** added two carries for 14 yards, before Henry found the end zone on a three-yard touchdown run. The Titans cut the lead, 10-7.

The Bengals put together a 73-yard scoring drive on their ensuing possession. Higgins contributed two first-down receptions which allowed Bengals HB **Giovani Bernard** to score on a 12-yard touchdown as Cincinnati took a 17-7 lead into halftime.

In the fourth quarter, Burrow found Boyd in the end zone for a seven-yard touchdown to extend Cincinnati's lead to 24-7. On the ensuing Titans possession, Tennessee put together a 75-yard scoring drive. With two first-down rushes contributed by Henry, a first-down catch by Davis, and another first-down carry added by RB **Jeremy McNichols**, Tannehill was then able to connect with WR **A.J. Brown** for a nine-yard touchdown, 24-14 Bengals.

Cincinnati responded with another touchdown on their following drive. Perine contributed a 16-yard run and Boyd caught an 18-yard reception before Burrow threw a six-yard touchdown strike to Bernard. The Bengals widened the lead, 31-14.

Trailing by 17, Tennessee replied on their ensuing possession with a touchdown score to inch closer to Cincinnati. TE **Anthony Firkser** caught two passes for 36 yards, and Davis added two receptions for 22 yards, before Tannehill connected with Davis for a 12-yard touchdown. The point after conversion attempt was unsuccessful, 31-20. Ultimately Tennessee could not construct a comeback and fell on the road to Cincinnati.

### SCORING

	1	2	3	4	Final
Tennessee	0	7	0	13	20
Cincinnati	3	14	0	14	31

### TEAM SCORING PLAY

TEAM	SCORING PLAY	TIME
Bengals	R.Bullock 33 yd. Field Goal	1-9:48
Bengals	S.Perine 1 yd. run (R.Bullock kick)	2-10:26
Titans	D.Henry 3 yd. run (S.Gostkowski kick)	2-6:04
Bengals	G.Bernard 12 yd. run (R.Bullock kick)	2-0:32
Bengals	T.Boyd 7 yd. pass from J.Burrow (R.Bullock kick)	4-13:55
Titans	A.Brown 9 yd. pass from R.Tannehill (S.Gostkowski kick)	4-11:20
Bengals	G.Bernard 6 yd. pass from J.Burrow (R.Bullock kick)	4-7:30
Titans	C.Davis 12 yd. pass from R.Tannehill (pass failed)	4-5:56

Missed FGs: S. Gostkowski 53RU

Attendance: 9,712

Time of Game: 3:09

Weather: 48°, Sunny, wind W 24 mph

Referee: Scott Novak



### TEAM STATISTICS

	Titans	Bengals
TOTAL FIRST DOWNS	27	27
THIRD DOWN EFFICIENCY	5-9-56%	10-15-67%
FOURTH DOWN EFFICIENCY	1-1-100%	1-1-100%
TOTAL NET YARDS	441	367
Plays - Avg.	60-7.4	69-5.3
NET YARDS RUSHING	218	118
Rushes - Avg.	29-7.5	32-3.7
NET YARDS PASSING	223	249
Sacks - Yards Lost	1-10	0-0
PASS ATT-COMP-INT	30-18-1	37-26-0
PUNTS - Avg.	2-36.0	3-43.3
Net Punting Average	26.0	42.3
PUNT RETURNS - Yards	1-3	0-0
KICKOFF RETURNS - Yards	2-30	4-97
INTERCEPTIONS - Yards	0-0	1-0
PENALTIES Number and Yards	7-68	7-45
FUMBLES - Lost	0-0	1-0
TOUCHDOWNS	3	4
EXTRA POINTS Made-Attempts	2-3	4-4
FIELD GOALS Made-Attempts	0-1	1-1
RED ZONE EFFICIENCY	3-4-75%	4-5-80%
GOAL TO GO EFFICIENCY	2-3-67%	2-2-100%
SAFETIES	0	0
GIVEAWAYS	1	0
TAKEAWAYS	0	1
TIME OF POSSESSION	24:03	35:57

### TITANS STARTERS

OFFENSE		DEFENSE	
WR 84	C.Davis	DB 35	C.Jackson
TE 81	J.Smith	NT 90	D.Jones
LT 70	T.Sambrailo	DT 98	J.Simmons
LG 76	R.Saffold III	OLB 99	J.Clowney
C 60	B.Jones	ILB 54	R.Evans
RG 64	N.Davis	ILB 55	J.Brown
RT 71	D.Kelly	OLB 58	H.Landry III
TE 85	M.Pruitt	CB 33	J.Joseph
WR 11	A.Brown	SS 24	K.Vaccaro
QB 17	R.Tannehill	FS 31	K.Byard
RB 22	D.Henry	CB 21	M.Butler

### BENGALS STARTERS

OFFENSE		DEFENSE	
WR 18	A.Green	LDE 91	A.Bledsoe
LOT 77	H.Adeniji	NT 99	C.Covington
LG 63	D.Calhoun	DT 76	M.Daniels
C 53	B.Price	RDE 58	C.Lawson
RG 62	A.Redmond	LB 56	J.Bynes
ROT 74	F.Johnson	LB 57	G.Pratt
TE 89	D.Sample	DE/DT 70	M.Hunt
WR 19	A.Tate	CB 38	L.Sims
WR 85	T.Higgins	CB 22	W.Jackson III
QB 9	J.Burrow	S 24	V.Bell
HB 25	G.Bernard	S 30	J.Bates III

### TITANS INDIVIDUAL STATISTICS

Rushing	Att	Yds	Avg	Lg	TD
D.Henry	18	112	6.2	21	1
J.McNichols	4	49	12.3	17	0
D.Foreman	5	37	7.4	15	0
R.Tannehill	2	20	10.0	15	0
<b>Total</b>	<b>29</b>	<b>218</b>	<b>7.5</b>	<b>21</b>	<b>1</b>

Passing	Att	Cmp	Yds	TD	Lg	IN	Rt
R.Tannehill	30	18	233	2	27	1	92.8
<b>Total</b>	<b>30</b>	<b>18</b>	<b>233</b>	<b>2</b>	<b>27</b>	<b>1</b>	<b>92.8</b>

Receiving	No	Yds	Avg	Lg	TD
C.Davis	8	128	16.0	27	1
A.Brown	4	24	6.0	9	1
A.Firkser	2	36	18.0	26	0
J.Smith	2	29	14.5	19	0
K.Raymond	1	11	11.0	11	0
K.Blasingame	1	5	5.0	5	0
<b>Total</b>	<b>18</b>	<b>233</b>	<b>12.9</b>	<b>27</b>	<b>2</b>

Interceptions	No	Yds	Avg	Lg	TD
None					

**Leading Tacklers (Press Box Totals)**  
J. Brown 12-7-5; J. Joseph 9-7-2; M. Butler 8-5-3

**Sacks:** None  
**FF:** None **FR:** None

### BENGALS INDIVIDUAL STATISTICS

Rushing	Att	Yds	Avg	Lg	TD
G.Bernard	15	62	4.1	12	1
S.Perine	10	32	3.2	16	1
J.Burrow	3	9	3.0	7	0
T.Boyd	2	9	4.5	5	0
T.Higgins	2	6	3.0	6	0
<b>Total</b>	<b>32</b>	<b>118</b>	<b>3.7</b>	<b>16</b>	<b>2</b>

Passing	Att	Cmp	Yds	TD	Lg	IN	Rt
J.Burrow	37	26	249	2	24	0	106.7
<b>Total</b>	<b>37</b>	<b>26</b>	<b>249</b>	<b>2</b>	<b>24</b>	<b>0</b>	<b>106.7</b>

Receiving	No	Yds	Avg	Lg	TD
A.Tate	7	65	9.3	15	0
T.Higgins	6	78	13.0	24	0
T.Boyd	6	67	11.2	18	1
G.Bernard	3	16	5.3	10	1
A.Green	2	19	9.5	13	0
S.Perine	1	2	2.0	2	0
C.Carter	1	2	2.0	2	0
<b>Total</b>	<b>26</b>	<b>249</b>	<b>9.6</b>	<b>24</b>	<b>2</b>

**Interceptions** **No** **Yds** **Avg** **Lg** **TD**  
J. Bates III 1 0 0.0 0 0  
**Total** 1 0 0.0 0 0

**Leading Tacklers (Press Box Totals)**  
J. Bates 11-9-2; L. Sims 6-6-0; V. Bell 5-3-2

**Sacks:** L. Wilson 1  
**FF:** None **FR:** None

# 2020 TITANS GAME-BY-GAME SUMMARIES



## Week 9: Titans 24, Bears 17 Sunday, Nov. 8, 2020 • 12:00 p.m. CT • Nissan Stadium



In Week 9 of the 2020 season the Titans hosted the Chicago Bears and won by a score of 24-17. Tennessee's defense limited Chicago to two third-down conversions on 15 attempts and allowed the Bears to rush for just 56 yards. Tennessee's defense limited Chicago to two third-down conversions on 15 attempts and allowed the Bears to rush for just 56 yards.

Tennessee got on the board first with an eight-play, 56-yard scoring drive and never relinquished the lead. WR **A.J. Brown** caught a 38-yard pass to help move the chains before K **Stephen Gostkowski** ultimately made a 40-yard field goal for an early 3-0 lead.

In the second quarter, the Titans extended the lead with a 91-yard scoring drive. RB **Derrick Henry** carried the ball for five consecutive plays, and Brown added a 17-yard reception before he then bulldozed his way into the end zone on a 40-yard touchdown catch to make it 10-0 Tennessee.

In the third quarter with Chicago driving toward the red zone, Bears QB **Nick Foles** threw a short pass to Bears RB **David Montgomery**, but DL **Jeffery Simmons** forced him to fumble. CB **Desmond King II** scooped up the fumble and returned it for a 63-yard touchdown to extend the Titans lead, 17-0.

Chicago got on the board in the fourth quarter on a 15-play scoring drive. Bears WR **Allen Robinson II** contributed a 23-yard catch to help move the sticks but Chicago was halted at the Tennessee four-yard line. Bears K **Cairo Santos** converted a 23-yard field goal to make it a 17-3 game. On the ensuing Titans possession, Tennessee quickly added another touchdown. Henry broke free for a 26-yard gain, and QB **Ryan Tannehill** threw a 30-yard pass to TE **Jonnu Smith** to give the Titans a first down at the Chicago two-yard line. On the next play, Tannehill tossed a two-yard touchdown pass to Smith to put Tennessee up, 24-3.

Chicago responded on the next possession with a touchdown of their own. Robinson contributed a 27-yard catch to bring the Bears into Titans territory before Foles ultimately connected with Bears RB **Ryan Nall** for a six-yard touchdown. Chicago moved closer, 24-10.

Later in the fourth quarter, the Bears tacked on another score on an 80-yard possession. Nall added two first-down receptions, and Robinson contributed an 11-yard first down, before Foles threw an eight-yard touchdown to Bears TE **Jimmy Graham**. Chicago made it a one possession game at 24-17 but could not recover an onside kick as the Titans advanced to 6-2 on the season.

### SCORING

	1	2	3	4	Final
Chicago	0	0	0	17	17
Tennessee	3	7	7	7	24

TEAM	SCORING PLAY	TIME
Titans	S.Gostkowski 40 yd. Field Goal	1-4:22
Titans	A.Brown 40 yd. pass from R.Tannehill (S.Gostkowski kick)	2-4:39
Titans	D.King 63 yd. fumble return (S.Gostkowski kick)	3-4:41
Bears	C.Santos 22 yd. Field Goal	4-12:30
Titans	J.Smith 2 yd. pass from R.Tannehill (S.Gostkowski kick)	4-8:10
Bears	R.Nall 6 yd. pass from N.Foles (C.Santos kick)	4-5:06
Bears	J.Graham 8 yd. pass from N.Foles (C.Santos kick)	4-1:04

Missed FGs: None

Attendance: 13,871

Time of Game: 3:07

Weather: 77°, Sunny, wind SE 14 mph

Referee: Ronald Torbert



### TEAM STATISTICS

	Bears	Titans
TOTAL FIRST DOWNS	22	11
THIRD DOWN EFFICIENCY	2-15-13%	6-15-40%
FOURTH DOWN EFFICIENCY	3-4-75%	0-0-0%
TOTAL NET YARDS	375	228
Plays - Avg.	75	55
NET YARDS RUSHING	56	92
Rushes - Avg.	20-2.8	31-3.0
NET YARDS PASSING	319	136
Sacks - Yards Lost	3-16	3-22
PASS ATT-COMP-INT	52-36-0	21-10-0
PUNTS - Avg.	6-49.7	8-50.5
Net Punting Average	38.2	40.0
PUNT RETURNS - Yards	6-64	3-49
KICKOFF RETURNS - Yards	3-53	2-37
INTERCEPTIONS - Yards	0-0	0-0
PENALTIES Number and Yards	5-35	6-57
FUMBLES - Lost	3-2	0-0
TOUCHDOWNS	2	3
EXTRA POINTS Made-Attempts	2-2	3-3
FIELD GOALS Made-Attempts	1-1	1-1
RED ZONE EFFICIENCY	2-3-67%	1-1-100%
GOAL TO GO EFFICIENCY	2-3-67%	1-1-100%
SAFETIES	0	0
GIVEAWAYS	2	0
TAKEAWAYS	0	2
TIME OF POSSESSION	33:54	26:06

### BEARS STARTERS

OFFENSE		DEFENSE	
WR 12	A.Robinson	DT 96	A.Hicks
TE 80	J.Graham	NT 98	B.Nichols
RT 69	R.Coward	DE 92	B.Urban
RG 74	G.Ifedi	OLB 52	K.Mack
C 64	A.Bars	ILB 58	R.Smith
LG 71	A.Hambright	ILB 59	D.Trevathan
LT 72	C.Leno	OLB 94	R.Quinn
QB 9	N.Foles	CB 23	K.Fuller
WR 88	R.Ridley	S 38	Ta.Gipson
WR 84	C.Patterson	S 39	E.Jackson
WR 11	D.Mooney	CB 33	J.Johnson

### TITANS STARTERS

OFFENSE		DEFENSE	
WR 84	C.Davis	DE 94	J.Crawford
TE 81	J.Smith	NT 90	D.Jones
LT 70	T.Sambrailo	DT 98	J.Simmons
LG 76	R.Saffold III	ILB 54	R.Evans
C 60	B.Jones	ILB 55	J.Brown
RG 64	N.Davis	OLB 58	H.Landry III
RT 71	D.Kelly	CB 39	B.Borders
WR 11	A.Brown	CB 33	D.King
QB 17	R.Tannehill	SS 24	K.Vaccaro
FB 41	K.Blasingame	CB 31	K.Byard
RB 22	D.Henry	CB 21	M.Butler

### BEARS INDIVIDUAL STATISTICS

Rushing	Att	Yds	Avg	Lg	TD
D.Montgomery	14	30	2.1	5	0
C.Patterson	3	13	4.3	6	0
B.Mingo	1	11	11.0	11	0
N.Foles	2	2	1.0	2	0
<b>Total</b>	<b>20</b>	<b>56</b>	<b>2.8</b>	<b>11</b>	<b>0</b>

Passing	Att	Cmp	Yds	TD	Lg	IN	Rt
N.Foles	52	36	335	2	34	0	99.4
<b>Total</b>	<b>52</b>	<b>36</b>	<b>335</b>	<b>2</b>	<b>34</b>	<b>0</b>	<b>99.4</b>

Receiving	No	Yds	Avg	Lg	TD
A.Robinson	7	81	11.6	27	0
J.Graham	6	55	9.2	24	1
A.Miller	5	59	11.8	34	0
D.Mooney	5	43	8.6	22	0
R.Nall	4	35	8.8	16	1
C.Patterson	4	27	6.8	9	0
D.Montgomery	3	12	4.0	13	0
R.Ridley	2	23	11.5	18	0
<b>Total</b>	<b>36</b>	<b>335</b>	<b>9.3</b>	<b>34</b>	<b>2</b>

Interceptions	No	Yds	Avg	Lg	TD
None					

Leading Tacklers (Press Box Totals)
R. Smith 11-9-2; A. Hicks 6-4-2; B. Skrine 6-4-2

Sacks
R. Smith 1; M. Edwards 1; B. Nichols 1
FF: None FR: None

### TITANS INDIVIDUAL STATISTICS

Rushing	Att	Yds	Avg	Lg	TD
D.Henry	21	68	3.2	26	0
D.Foreman	5	11	2.2	3	0
J.McNichols	2	10	5.0	5	0
R.Tannehill	3	3	1.0	5	0
<b>Total</b>	<b>31</b>	<b>92</b>	<b>3.0</b>	<b>26</b>	<b>0</b>

Passing	Att	Cmp	Yds	TD	Lg	IN	Rt
R.Tannehill	21	10	158	2	40	0	104.9
<b>Total</b>	<b>21</b>	<b>10</b>	<b>158</b>	<b>2</b>	<b>40</b>	<b>0</b>	<b>104.9</b>

Receiving	No	Yds	Avg	Lg	TD
A.Brown	4	101	25.3	40	1
A.Firkser	3	19	6.3	12	0
J.Smith	2	32	16.0	30	1
C.Batson	1	6	6.0	6	0
<b>Total</b>	<b>10</b>	<b>158</b>	<b>15.8</b>	<b>40</b>	<b>2</b>

Interceptions	No	Yds	Avg	Lg	TD
None					

Leading Tacklers (Press Box Totals)
J. Brown 10-6-4; B. Borders 9-7-2; D. Jones 7-5-2; A. Hooker 7-5-2

Sacks
J. Brown 1; H. Landry 1; R. Evans 0.5; D. Jones 0.5
FF: J. Brown 1; J. Simmons 1 FR: J. Simmons 1; D. King 1

# 2020 TITANS GAME-BY-GAME SUMMARIES



## Week 10: Titans 17, Colts 34 Thursday, Nov. 12, 2020 • 7:20 p.m. CT • Nissan Stadium



In Week 10 of the 2020 season the Titans hosted Indianapolis for a Thursday Night Football matchup, the first of two meetings within a three-week span against the Colts. Tennessee lost the contest by a score of 34-17 and fell to 6-3 on the season.

The Titans opened with a touchdown on their first possession. WR Cameron Batson gave the offense good field position with a 35-yard kick return, and QB Ryan Tannehill threw first-down passes to FB/RB Khari Blasingame, WR A.J. Brown and WR Corey Davis. The drive culminated in a five-yard touchdown pass to RB D'Onta Foreman and an early 7-0 lead. As Indianapolis took over for their first series, Colts QB Philip Rivers guided his offense down into Tennessee territory. Facing a fourth-and-one at the Titans 29-yard line, Colts RB Jordan Wilkins took the handoff but was swiftly stuffed by CB Malcolm Butler and caused a turnover on downs.

Later in the first quarter, Indianapolis put together an 11-play scoring drive and was able to tack on a field goal to make it a 7-3 game.

Tennessee extended the lead in the second quarter with an eight-play scoring drive. RB Derrick Henry broke free for a 20-yard gain to move the sticks before K Stephen Gostkowski converted a 50-yard field goal, 10-3 Titans. However, Indianapolis knotted the score on the ensuing possession. Rivers threw first-down passes to Colts RB Nyheim Hines, Colts WR Michael Pittman Jr., and to Colts RB Jonathan Taylor, before Hines caught a 13-yard touchdown pass to make it a 10-10 contest.

The Titans replied immediately and scored a touchdown to regain the lead. Henry rushed for two first downs and Davis added an 18-yard grab before TE Jonnu Smith ran in for a one-yard rushing score. Tennessee went ahead of Indianapolis, 17-10. The Colts regained possession and quickly constructed a scoring drive before the end of the first half. Facing a second-and-eight at the Tennessee nine-yard line with 16 seconds remaining, Rivers was sacked by DL DaQuan Jones for a loss of 11. Indianapolis was forced to settle for a field goal, making it a 17-13 game heading into halftime.

In the third quarter, the Titans defense registered a goal line stand but they suffered a three-and-out at their own 10-yard line. P Trevor Daniel shanked the punt and pushed the Colts back just 17 yards. Indianapolis took over at the Tennessee 27-yard line and quickly found the end zone as Hines ran for a two-yard touchdown. The Colts took the lead, 20-17. On the following Tennessee possession, the Titans again had a three-and-out at their own

26-yard line. Daniel's punt was blocked by Colts LB E.J. Speed and returned for a six-yard touchdown by Colts CB T.J. Carrie. Indianapolis took a 27-17 lead.

In the fourth quarter, Indianapolis recorded a four-play scoring drive. Pittman caught a 40-yard pass to flip field position as Colts QB Jacoby Brissett entered the game and rushed for a two-yard score. Indianapolis took a 34-17 lead. The Titans were unable to mount a comeback and fell to the Colts at home.

### SCORING

	1	2	3	4	Final
Indianapolis	3	10	14	7	34
Tennessee	7	10	0	0	17

TEAM	SCORING PLAY	TIME
Titans	D.Foreman 5 yd. pass from R.Tannehill (S.Gostkowski kick)	1-11:50
Colts	R.Blankenship 24 yd. Field Goal	1-0:36
Titans	S.Gostkowski 50 yd. Field Goal	2-11:12
Colts	N.Hines 13 yd. pass from P.Rivers (R.Blankenship kick)	2-7:49
Titans	J.Smith 1 yd. run (S.Gostkowski kick)	2-2:54
Colts	R.Blankenship 43 yd. Field Goal	2-0:00
Colts	N.Hines 2 yd. run (R.Blankenship kick)	3-2:51
Colts	T.Carrie 6 yd. return of blocked punt (R.Blankenship kick)	3-1:52
Colts	J.Brissett 2 yd. run (R.Blankenship kick)	4-9:21

Missed FGs: S. Gostkowski 44WR

Attendance: 13,949

Time of Game: 2:57

Weather: 56°, Clear, wind N 6 mph

Referee: Brad Allen



### TEAM STATISTICS

	Colts	Titans
TOTAL FIRST DOWNS	26	25
THIRD DOWN EFFICIENCY	4-12-33%	3-10-30%
FOURTH DOWN EFFICIENCY	3-5-60%	0-1-0%
TOTAL NET YARDS	430	294
Plays - Avg.	69-6.2	60-4.9
NET YARDS RUSHING	133	157
Rushes - Avg.	29-4.6	32-4.9
NET YARDS PASSING	297	137
Sacks - Yards Lost	1-11	1-10
PASS ATT-COMP-INT	39-29-0	27-15-0
PUNTS - Avg.	1-46.0	3-21.3
Net Punting Average	44.0	21.3
PUNT RETURNS - Yards	0-0	1-2
KICKOFF RETURNS - Yards	3-67	2-60
INTERCEPTIONS - Yards	0-0	0-0
PENALTIES Number and Yards	9-73	3-30
FUMBLES - Lost	0-0	0-0
TOUCHDOWNS	4	2
EXTRA POINTS Made-Attempts	4-4	2-2
FIELD GOALS Made-Attempts	2-2	1-2
RED ZONE EFFICIENCY	3-6-50%	2-4-50%
GOAL TO GO EFFICIENCY	1-2-50%	2-2-100%
SAFETIES	0	0
GIVEAWAYS	0	0
TAKEAWAYS	0	0
TIME OF POSSESSION	31:18	28:42

### COLTS STARTERS

OFFENSE	DEFENSE
WR 13 T.Hilton	DE 50 J.Houston
LT 74 A.Castonzo	DT 99 D.Buckner
LG 56 Q.Nelson	NT 90 G.Stewart
C 78 R.Kelly	DE 96 D.Autry
RG 64 M.Glowinski	WLB 53 D.Leonard
RT 72 B.Smith	MLB 54 A.Walker
TE 80 T.Burton	SAM 58 B.Okereke
WR 11 M.Pittman	CB 38 T.Carrie
WR 14 Z.Pascal	FS 32 J.Blackmon
QB 17 P.Rivers	SS 37 K.Willis
RB 28 J.Taylor	CB 27 X.Rhodes

### TITANS STARTERS

OFFENSE	DEFENSE
TE 87 G.Swaim	NT 90 D.Jones
TE 81 J.Smith	DT 98 J.Simmons
LT 70 T.Sambrailo	OLB 99 J.Clowney
LG 76 R.Saffold III	ILB 54 R.Evans
C 60 B.Jones	ILB 55 J.Brown
RG 64 N.Davis	OLB 58 H.Landry III
RT 71 D.Kelly	CB 39 B.Borders
WR 14 K.Raymond	CB 33 D.King
QB 17 R.Tannehill	SS 24 K.Vaccaro
FB 41 K.Blasingame	FS 31 K.Byard
RB 22 D.Henry	CB 21 M.Butler

### COLTS INDIVIDUAL STATISTICS

Rushing	Att	Yds	Avg	Lg	TD
N.Hines	12	70	5.8	14	1
J.Wilkins	8	28	3.5	18	0
M.Pittman	1	21	21.0	21	0
J.Taylor	7	12	1.7	4	0
J.Brissett	1	2	2.0	2	1
<b>Total</b>	<b>29</b>	<b>133</b>	<b>4.6</b>	<b>21</b>	<b>2</b>

Passing	Att	Cmp	Yds	TD	Lg	IN	Rt
P.Rivers	39	29	308	1	40	0	105.5
<b>Total</b>	<b>39</b>	<b>29</b>	<b>308</b>	<b>1</b>	<b>40</b>	<b>0</b>	<b>105.5</b>

Receiving	No	Yds	Avg	Lg	TD
M.Pittman	7	101	14.4	40	0
N.Hines	5	45	9.0	13	1
T.Hilton	4	40	10.0	12	0
Z.Pascal	4	33	8.3	18	0
T.Burton	3	24	8.0	14	0
M.Alie-Cox	3	19	6.3	11	0
J.Taylor	2	25	12.5	14	0
D.Harris	1	21	21.0	21	0
<b>Total</b>	<b>29</b>	<b>308</b>	<b>10.6</b>	<b>40</b>	<b>1</b>

Interceptions	No	Yds	Avg	Lg	TD
None					

### Leading Tacklers (Press Box Totals)

D. Leonard 9-3-6; K. Willis 8-5-3; D. Buckner 5-3-2; G. Stewart 5-3-2

Sacks: D. Autry 1  
FF: None FR: None

### TITANS INDIVIDUAL STATISTICS

Rushing	Att	Yds	Avg	Lg	TD
D.Henry	19	103	5.4	20	0
J.McNichols	3	26	8.7	16	0
D.Foreman	7	18	2.6	8	0
R.Tannehill	2	9	4.5	5	0
J.Smith	1	1	1.0	1	1
<b>Total</b>	<b>32</b>	<b>157</b>	<b>4.9</b>	<b>20</b>	<b>1</b>

Passing	Att	Cmp	Yds	TD	Lg	IN	Rt
R.Tannehill	27	15	147	1	21	0	83.4
<b>Total</b>	<b>27</b>	<b>15</b>	<b>147</b>	<b>1</b>	<b>21</b>	<b>0</b>	<b>83.4</b>

Receiving	No	Yds	Avg	Lg	TD
C.Davis	5	67	13.4	20	0
J.Smith	2	14	7.0	8	0
C.Batson	2	8	4.0	5	0
A.Brown	1	21	21.0	21	0
K.Blasingame	1	13	13.0	13	0
J.McNichols	1	8	8.0	8	0
D.Henry	1	6	6.0	6	0
A.Firkser	1	5	5.0	5	0
D.Foreman	1	5	5.0	5	1
<b>Total</b>	<b>15</b>	<b>147</b>	<b>9.8</b>	<b>21</b>	<b>1</b>

Interceptions	No	Yds	Avg	Lg	TD
None					

### Leading Tacklers (Press Box Totals)

K. Byard 10-6-4; K. Vaccaro 8-5-3; J. Brown 7-5-2

Sacks: D. Jones 1  
FF: None FR: None

## 2020 TITANS GAME-BY-GAME SUMMARIES



### Week 11: Titans 30, Ravens 24 Sunday, Nov. 22, 2020 • 1:00 p.m. ET • M&T Bank Stadium



In Week 11 of the 2020 season the Titans traveled to Baltimore to face the Ravens and won in overtime by a score of 30-24.

Tennessee got on the board first on its opening possession with a nine-play, 79-yard scoring drive. QB **Ryan Tannehill** threw passes for first downs to WR **Cameron Batson**, TE **Anthony Firkser** and TE **Jonnu Smith**, before connecting with Smith for a one-yard touchdown and an early 7-0 lead. On the following Baltimore possession, the Ravens drove down into the red zone but were held to a 30-yard field goal to make it a 7-3 contest.

In the second quarter, Tannehill was intercepted by Ravens OLB **Tyus Bowser** who returned the ball 25 yards to give Baltimore possession at the Tennessee 22-yard line. The Ravens were kept out of the end zone but capitalized on the turnover with a 27-yard field goal to make it a 7-6 game. Later in the second quarter, Baltimore put together a nine-play scoring drive to take the lead. Ravens QB **Lamar Jackson** threw a 30-yard pass to Ravens TE **Mark Andrews** to move the sticks before Ravens RB **J.K. Dobbins** found the end zone on a two-yard rushing score. Baltimore's two-point conversion attempt was successful as Jackson connected with Dobbins to make it 14-7 Baltimore.

The Titans added points on the ensuing possession with a 14-play scoring drive that saw a 20-yard rush by Tannehill and featured QB **Logan Woodside** throwing a seven-yard pass to WR **Nick Westbrook-Ikhine** on a fake punt. K **Stephen Gostkowski** successfully made a 40-yard kick, 14-10 Baltimore.

The Ravens extended the lead in the third quarter as Jackson found Andrews for a 31-yard touchdown to make it 21-10 in favor of Baltimore. However, Tennessee replied immediately and began to gain momentum. First, the Titans added another 40-yard field goal to make it a 21-13 game. Then on the ensuing Baltimore possession, DB **Amani Hooker** picked off Jackson to give the Titans possession at their own 15-yard line. The drive resulted in a 12-play, 81-yard possession with WR **Corey Davis** adding a 16-yard reception and RB **Derrick Henry** contributing 36 yards on the ground. Ultimately, Gostkowski converted a 22-yard field goal as the Titans inched closer, 21-16.

Later in the fourth quarter, Tennessee took the lead as Tannehill engineered a 90-yard scoring drive. Davis made a 22-yard catch and WR **A.J. Brown** caught a 25-yard ball to get the Titans into the red zone. Tannehill then connected with Brown who bulldozed his way into the end zone for a 14-yard touchdown. The two-point conversion attempt was successful as Tannehill ran it in himself, and Tennessee took a 24-21 lead. Baltimore took over with 2:18 remaining in regulation and replied with a field goal to tie the game at 24-24 and send it to overtime.

Baltimore won the coin toss and had possession first. However, the Tennessee defense stifled the Ravens, sacking Jackson for a loss of nine and forcing Baltimore to punt. The Titans offense took the

field and swiftly gained ground. Davis caught two passes for 25 yards and Brown posted an 11-yard catch before Henry took the handoff and ran 29 yards for a walk-off game-winning touchdown. Tennessee won the overtime road game by a score of 30-24.

SCORING	1	2	3	4	OT	Final
Tennessee	7	3	3	11	6	<b>30</b>
Baltimore	3	11	7	3	0	<b>24</b>

TEAM	SCORING PLAY	TIME
Titans	J.Smith 1 yd. pass from R.Tannehill (S.Gostkowski kick)	1-8:37
Ravens	J.Tucker 30 yd. Field Goal	1-1:50
Ravens	J.Tucker 27 yd. Field Goal	2-11:05
Ravens	J.Dobbins 2 yd. run (L.Jackson-J.Dobbins pass)	2-5:17
Titans	S.Gostkowski 40 yd. Field Goal	2-0:48
Ravens	M.Andrews 31 yd. pass from L.Jackson (J.Tucker kick)	3-9:34
Titans	S.Gostkowski 40 yd. Field Goal	3-5:33
Titans	S.Gostkowski 22 yd. Field Goal	4-11:12
Titans	A.Brown 14 yd. pass from R.Tannehill (R.Tannehill run)	4-2:18
Ravens	J.Tucker 29 yd. Field Goal	4-0:15
Titans	D.Henry 29 yd. run	5-5:21

**Missed FGs:** None  
**Attendance:** 0  
**Time of Game:** 3:13  
**Weather:** 53°, Cloudy, wind E 6 mph  
**Referee:** Alex Kemp



#### TEAM STATISTICS

	Titans	Ravens
TOTAL FIRST DOWNS	26	21
THIRD DOWN EFFICIENCY	5-12-42%	9-15-60%
FOURTH DOWN EFFICIENCY	1-1-100%	0-0-0%
TOTAL NET YARDS	423	306
Plays - Avg.	68-6.2	63-4.9
NET YARDS RUSHING	173	129
Rushes - Avg.	34-5.1	33-3.9
NET YARDS PASSING	250	177
Sacks - Yards Lost	2-16	1-9
PASS ATT-COMP-INT	32-23-1	29-17-1
PUNTS - Avg.	2-46.5	3-42.0
Net Punting Average	43.0	42.0
PUNT RETURNS - Yards	0-0	1-7
KICKOFF RETURNS - Yards	3-47	2-54
INTERCEPTIONS - Yards	1-6	1-25
PENALTIES Number and Yards	4-44	6-81
FUMBLES - Lost	3-0	0-0
TOUCHDOWNS	3	2
EXTRA POINTS Made-Attempts	2-2	2-2
FIELD GOALS Made-Attempts	3-3	3-3
RED ZONE EFFICIENCY	2-5-40%	1-4-25%
GOAL TO GO EFFICIENCY	1-2-50%	0-1-0%
SAFETIES	0	0
GIVEAWAYS	1	1
TAKEAWAYS	1	1
TIME OF POSSESSION	33:33	31:06

#### TITANS STARTERS

OFFENSE		DEFENSE	
FB 41	K.Blasingame	DE 94	J.Crawford
TE 81	J.Smith	NT 90	D.Jones
LT 70	T.Sambrailo	DT 98	J.Simmons
LG 62	A.Brewer	OLB 50	D.Roberson
C 60	B.Jones	ILB 54	R.Evans
RG 64	N.Davis	ILB 55	J.Brown
RT 71	D.Kelly	OLB 58	H.Landry III
TE 87	G.Swaim	CB 39	B.Borders
QB 17	R.Tannehill	SS 37	A.Hooker
RB 22	D.Henry	FS 31	K.Byard
WR 11	A.Brown	CB 21	M.Butler

#### RAVENS STARTERS

OFFENSE		DEFENSE	
WR 83	W.Snead	DT 92	J.Madubuiké
WR 15	M.Brown	NT 71	J.Ellis
C/G 68	M.Skura	DE 95	D.Wolfe
LT 78	O.Brown	RUSH90	P.McPhee
LG 77	B.Bozeman	MLB 48	P.Queen
C 65	P.Mekari	WLB 40	M.Harrison
RG 72	B.Powers	SAM 99	M.Judon
RT 70	D.Fluker	LCB 24	M.Peters
QB 8	L.Jackson	SS 36	C.Clark
RB 35	G.Edwards	FS 32	D.Elliott
FB 42	P.Ricard	RCB 44	M.Humphrey

#### TITANS INDIVIDUAL STATISTICS

Rushing	Att	Yds	Avg	Lg	TD
D.Henry	28	133	4.8	29	1
R.Tannehill	4	35	8.8	21	0
C.Batson	1	4	4.0	4	0
D.Foreman	1	1	1.0	1	0
<b>Total</b>	<b>34</b>	<b>173</b>	<b>5.1</b>	<b>29</b>	<b>1</b>

Passing	Att	Cmp	Yds	TD	Lg	IN	Rt
R.Tannehill	31	22	259	2	50	1104.1	
L.Woodside	1	1	7	0	7	0	95.8
<b>Total</b>	<b>32</b>	<b>23</b>	<b>266</b>	<b>2</b>	<b>50</b>	<b>1104.4</b>	

Receiving	No	Yds	Avg	Lg	TD
C.Davis	5	113	22.6	50	0
A.Brown	4	62	15.5	25	1
A.Firkser	4	33	8.3	12	0
J.Smith	4	20	5.0	8	1
C.Batson	2	21	10.5	14	0
G.Swaim	1	9	9.0	9	0
N.Westbrook-Ikhine	1	7	7.0	7	0
J.McNichols	1	2	2.0	2	0
D.Henry	1	-1	-1.0	-1	0
<b>Total</b>	<b>23</b>	<b>266</b>	<b>11.6</b>	<b>50</b>	<b>2</b>

Interceptions	No	Yds	Avg	Lg	TD
A.Hooker	1	6	6.0	6	0
<b>Total</b>	<b>1</b>	<b>6</b>	<b>6.0</b>	<b>6</b>	<b>0</b>

#### Leading Tacklers (Press Box Totals)

R. Evans 9-5-4; K. Byard 7-5-2; H. Landry 7-4-3

**Sacks:** H. Landry 1  
**FF:** None **FR:** None

#### RAVENS INDIVIDUAL STATISTICS

Rushing	Att	Yds	Avg	Lg	TD
J.Dobbins	15	70	4.7	11	1
L.Jackson	13	51	3.9	14	0
G.Edwards	3	6	2.0	3	0
M.Ingram	2	2	1.0	2	0
<b>Total</b>	<b>33</b>	<b>129</b>	<b>3.9</b>	<b>14</b>	<b>1</b>

Passing	Att	Cmp	Yds	TD	Lg	IN	Rt
L.Jackson	29	17	186	1	31	1	74.8
<b>Total</b>	<b>29</b>	<b>17</b>	<b>186</b>	<b>1</b>	<b>31</b>	<b>1</b>	<b>74.8</b>

Receiving	No	Yds	Avg	Lg	TD
M.Andrews	5	96	19.2	31	1
D.Bryant	4	28	7.0	16	0
W.Snead	3	23	7.7	9	0
J.Dobbins	2	15	7.5	9	0
J.Proche	1	14	14.0	14	0
D.Duvernay	1	5	5.0	5	0
P.Ricard	1	5	5.0	5	0
<b>Total</b>	<b>17</b>	<b>186</b>	<b>10.9</b>	<b>31</b>	<b>1</b>

Interceptions	No	Yds	Avg	Lg	TD
T.Bowser	1	25	25.0	25	0
<b>Total</b>	<b>1</b>	<b>25</b>	<b>25.0</b>	<b>25</b>	<b>0</b>

#### Leading Tacklers (Press Box Totals)

P. Queen 9-3-6; M. Humphrey 8-8-0; M. Harrison 7-3-4

**Sacks:** M. Judon 1; Y. Ngakoue 1  
**FF:** Y. Ngakoue 1 **FR:** None

# 2020 TITANS GAME-BY-GAME SUMMARIES

**Week 12: Titans 45, Colts 26**  
**Sunday, Nov. 29, 2020 • 1:00 p.m. ET • Lucas Oil Stadium**



In Week 12 of the 2020 season the Titans traveled to Indianapolis to face the Colts for the second time in a three-week span. Tennessee won by a score of 45-26, advancing to 8-3 on the season and taking first place in the AFC South.

The Titans got on the board on their opening possession with a 10-play, 75-yard scoring drive. RB **Derrick Henry** amassed 46 all-purpose yards including a 12-yard rushing score that gave Tennessee an early 7-0 lead. Indianapolis responded on their opening possession, as Colts QB **Philip Rivers** threw an 11-yard touchdown to Colts TE **Trey Burton** to tie the game 7-7. On their next possession, the Titans came right back with a four-play scoring drive as QB **Ryan Tannehill** threw a 69-yard touchdown to WR **A.J. Brown** to put Tennessee ahead, 14-7.

In the second quarter, Indianapolis added a touchdown to tie the game again. Rivers connected with Burton and Colts RB **Nyheim Hines** for a pair of 19-yard passes to move the chains, before Colts backup QB **Jacoby Brissett** entered the game to run in a one-yard score, 14-14. Later in the second quarter, Tennessee pulled ahead of Indianapolis and added three touchdowns on consecutive possessions. Henry rushed first for an 11-yard touchdown and then a one-yard score, and Tannehill added a one-yard touchdown run to make it a 35-14 game. Henry completed the first half of the contest with 17 carries for 140 yards and three touchdowns.

In the third quarter with Indianapolis at their own 27-yard line, Rivers attempted a deep pass but it was intercepted by CB **Breon Borders**. Tennessee took possession at their own 37-yard line and moved the ball into Colts territory. K **Stephen Gostkowski** converted a 49-yard field goal as the Titans increased the lead, 38-14.

In the fourth quarter, Indianapolis constructed a 75-yard scoring drive that included a field position-flipping 50-yard pass from Rivers to Colts WR **T.Y. Hilton** that gave Indianapolis possession at the Tennessee three-yard line. Brissett entered the game and ran into the end zone for his second one-yard touchdown. Indianapolis' two-point conversion attempt failed, 38-20. Later in the fourth quarter with the Colts trailing by 18 points, Rivers led Indianapolis on an 11-play, 94-yard scoring drive that culminated in a five-yard touchdown reception by Hilton. The Colts attempted a two-point conversion, but the try was unsuccessful, 38-26. On the ensuing kickoff, the Colts attempted an onside kick with Tennessee's hands team on the field. However, Brown caught the kick in stride and ran it 42 yards into the end zone for a touchdown. The Titans took a 45-26 lead and sealed a divisional road win at Indianapolis.

## SCORING

	1	2	3	4	Final
Tennessee	14	21	3	7	45
Indianapolis	7	7	0	12	26

TEAM	SCORING PLAY	TIME
Titans	D. Henry 12 yd. run (S.Gostkowski kick)	1-9:12
Colts	T. Burton 11 yd. pass from P. Rivers (R. Blankenship kick)	1-2:34
Titans	A. Brown 69 yd. pass from R. Tannehill (S. Gostkowski kick)	1-10:09
Colts	J. Brissett 1 yd. run (R. Blankenship kick)	2-12:51
Titans	D. Henry 1 yd. run (S. Gostkowski kick)	2-6:15
Titans	D. Henry 11 yd. run (S. Gostkowski kick)	2-1:41
Titans	R. Tannehill 1 yd. run (S. Gostkowski kick)	2-0:20
Titans	S. Gostkowski 49 yd. Field Goal	3-0:44
Colts	J. Brissett 1 yd. run (run failed)	4-13:23
Colts	T. Hilton 5 yd. pass from P. Rivers (pass failed)	4-2:34
Titans	A. Brown 42 yd. kickoff return (S. Gostkowski kick)	4-2:29

**Missed FGs:** None  
**Attendance:** 12,464  
**Time of Game:** 3:24  
**Weather:** Indoors  
**Referee:** John Hussey



## TEAM STATISTICS

	Titans	Colts
TOTAL FIRST DOWNS	28	27
THIRD DOWN EFFICIENCY	5-12-42%	5-13-38%
FOURTH DOWN EFFICIENCY	1-1-100%	1-2-50%
TOTAL NET YARDS	449	336
Plays - Avg.	68-6.6	67-5.0
NET YARDS RUSHING	229	56
Rushes - Avg.	45-5.1	21-2.7
NET YARDS PASSING	220	280
Sacks - Yards Lost	1-1	2-15
PASS ATT-COMP-INT	22-13-0	44-24-1
PUNTS - Avg.	4-40.0	5-50.8
Net Punting Average	40.0	40.4
PUNT RETURNS - Yards	4-52	0-0
KICKOFF RETURNS - Yards	2-60	2-49
INTERCEPTIONS - Yards	1-0	0-0
PENALTIES Number and Yards	9-63	6-50
FUMBLES - Lost	0-0	0-0
TOUCHDOWNS	6	4
EXTRA POINTS Made-Attempts	6-6	2-4
FIELD GOALS Made-Attempts	1-1	0-0
RED ZONE EFFICIENCY	4-5-80%	4-4-100%
GOAL TO GO EFFICIENCY	2-2-100%	3-3-100%
SAFETIES	0	0
GIVEAWAYS	0	1
TAKEAWAYS	1	0
TIME OF POSSESSION	35:33	24:27

## TITANS STARTERS

OFFENSE				DEFENSE			
WR 84	C. Davis	DE 94	J. Crawford				
TE 87	G. Swaim	NT 90	D. Jones				
LT 72	D. Quessenberry	DT 98	J. Simmons				
LG 76	R. Saffold III	ILB 53	W. Compton				
C 60	B. Jones	ILB 54	R. Evans				
RG 64	N. Davis	OLB 58	H. Landry III				
RT 71	D. Kelly	CB 39	B. Borders				
WR 11	A. Brown	CB 33	D. King II				
QB 17	R. Tannehill	SS 24	K. Vaccaro				
FB 41	K. Blasingame	FS 31	K. Byard				
RB 22	D. Henry	CB 21	M. Butler				

## COLTS STARTERS

OFFENSE				DEFENSE			
WR 13	T. Hilton	DE 50	J. Houston				
LT 74	A. Castonzo	DT 94	T. Lewis				
LG 56	Q. Nelson	NT 90	G. Stewart				
C 63	D. Pinter	DT 76	T. Stallworth				
RG 64	M. Glowinski	WLB 53	D. Leonard				
RT 72	B. Smith	MLB 54	A. Walker				
TE 84	J. Doyle	SAM 44	Z. Franklin				
WR 14	Z. Pascal	CB 23	K. Moore				
WR 11	M. Pittman	FS 32	J. Blackmon				
QB 17	P. Rivers	SS 37	K. Willis				
RB 21	N. Hines	CB 27	X. Rhodes				

## TITANS INDIVIDUAL STATISTICS

Rushing	Att	Yds	Avg	Lg	TD
D. Henry	27	178	6.6	31	3
D. Foreman	4	28	7.0	12	0
J. McNichols	8	20	2.5	6	0
C. Batson	1	5	5.0	5	0
R. Tannehill	2	3	1.5	2	1
L. Woodside	3	-5	-1.7	-1	0
<b>Total</b>	<b>45</b>	<b>229</b>	<b>5.1</b>	<b>31</b>	<b>4</b>

Passing	Att	Cmp	Yds	TD	Lg	IN	Rt
R. Tannehill	22	13	221	1	69	0	108.3
<b>Total</b>	<b>22</b>	<b>13</b>	<b>221</b>	<b>1</b>	<b>69</b>	<b>0</b>	<b>108.3</b>

Receiving	No	Yds	Avg	Lg	TD
A. Brown	4	98	24.5	69	1
C. Davis	3	70	23.3	37	0
G. Swaim	3	30	10.0	12	0
D. Henry	2	7	3.5	4	0
K. Blasingame	1	16	16.0	16	0
<b>Total</b>	<b>13</b>	<b>221</b>	<b>17.0</b>	<b>69</b>	<b>1</b>

Interceptions	No	Yds	Avg	Lg	TD
B. Borders	1	0	0.0	0	0
<b>Total</b>	<b>1</b>	<b>0</b>	<b>0.0</b>	<b>0</b>	<b>0</b>

### Leading Tacklers (Press Box Totals)

K. Vaccaro 9-7-2; K. Byard 7-7-0; M. Butler 4-4-0

Sacks: J. Simmons 1; H. Landry 1

FF: None FR: None

## COLTS INDIVIDUAL STATISTICS

Rushing	Att	Yds	Avg	Lg	TD
N. Hines	10	29	2.9	10	0
J. Wilkins	6	22	3.7	11	0
J. Brissett	4	3	0.8	2	2
D. Harris	1	2	2.0	2	0
<b>Total</b>	<b>21</b>	<b>56</b>	<b>2.7</b>	<b>11</b>	<b>2</b>

Passing	Att	Cmp	Yds	TD	Lg	IN	Rt
P. Rivers	42	24	295	2	50	1	84.9
J. Brissett	2	0	0	0	0	0	39.6
<b>Total</b>	<b>44</b>	<b>24</b>	<b>295</b>	<b>2</b>	<b>50</b>	<b>1</b>	<b>81.2</b>

Receiving	No	Yds	Avg	Lg	TD
N. Hines	8	66	8.3	19	0
T. Hilton	4	81	20.3	50	1
T. Burton	3	42	14.0	19	1
J. Wilkins	3	35	11.7	21	0
M. Pittman	2	28	14.0	14	0
M. Alie-Cox	2	19	9.5	11	0
Z. Pascal	1	23	23.0	23	0
D. Harris	1	1	1.0	1	0
<b>Total</b>	<b>24</b>	<b>295</b>	<b>12.3</b>	<b>50</b>	<b>2</b>

Interceptions	No	Yds	Avg	Lg	TD
None	0	0	0.0	0	0

### Leading Tacklers (Press Box Totals)

D. Leonard 14-10-4; A. Walker 6-3-3; T. Lewis 5-5-0

Sacks: D. Leonard 1

FF: None FR: None

# 2020 TITANS GAME-BY-GAME SUMMARIES



## Week 13: Titans 35, Browns 41

Sunday, Dec. 6, 2020 • 12:00 p.m. CT • Nissan Stadium

In Week 13 of the 2020 season, the Titans hosted the Browns in a matchup of two 8-3 teams. Despite scoring 28 points in the second half and recording 431 total net yards of offense, Tennessee fell to Cleveland by a score of 41-35.

Cleveland got on the board on their opening possession with an eight-play scoring drive that culminated in a 27-yard field goal. The Browns took a 3-0 lead and never relinquished it. Later in the first quarter, Cleveland manufactured a nine-play scoring drive to increase the lead to 10-0. Browns QB Baker Mayfield connected with Browns RB Nick Chubb for a 26-yard gain before throwing a two-yard touchdown pass to Browns WR Jarvis Landry. On the ensuing Titans possession, Browns DT Sheldon Richardson forced RB Derrick Henry to fumble the ball and it was recovered by Browns SS Karl Joseph. Cleveland took possession at the Tennessee 21-yard line and capitalized on the turnover as Mayfield tossed a one-yard touchdown to Browns T Kendall Lamm to make it a 17-0 game.

The Titans got on the board in the second quarter with a four-play scoring drive. QB Ryan Tannehill threw a 40-yard pass to WR A.J. Brown to help move the chains before connecting with WR Corey Davis for a 17-yard touchdown to make it 17-7. However, Cleveland responded on their next possession with a quick one-play scoring drive as Mayfield threw a 75-yard touchdown pass to Browns WR Donovan Peoples-Jones to extend the lead, 24-7. Cleveland added two more touchdowns in the second quarter. First, Mayfield tossed a 17-yard touchdown to WR Rashard Higgins, and then Chubb ran in a one-yard rushing score as the Browns took a 38-7 lead into halftime.

Tennessee opened up the second half with two consecutive touchdown drives. First was a three-play scoring drive as Henry ran for 10 yards, Tannehill threw a 43-yard strike to Davis, and then culminated in Tannehill tossing a 22-yard touchdown to TE MyCole Pruitt. However, the two-point conversion attempt was unsuccessful as the Titans made it a 38-13 game. Next came a six-play scoring drive with Davis contributing two catches for 40 yards to move the sticks. At the Cleveland 19-yard line, Tannehill threw an 18-yard pass to Brown, but Brown fumbled the ball. Pruitt scooped it up and ran in a three-yard fumble recovery touchdown. Tannehill rushed for a successful two-point conversion attempt as Tennessee inched closer, 38-21.

On the following Cleveland possession, the Browns drove down the field into Titans territory, but Tennessee limited their opponent to a field goal. The 43-yard kick which made it a 41-21 game became Cleveland's only points scored in the second half.

In the fourth quarter, the Titans tacked on two touchdowns to make it a one-score game. They executed a 15-play, 91-yard scoring drive that saw four receptions for 47 yards by Davis, and four catches for 37 yards by TE Anthony Firkser. Ultimately, RB Jeremy McNichols rushed in a one-yard touchdown to make it 41-28. On the following Browns possession, DL Jack Crawford forced Mayfield

to fumble the ball. S Kenny Vaccaro recovered it and returned the fumble 53 yards to give the Titans possession at the Cleveland 13-yard line with 48 seconds remaining in regulation. Tannehill connected with WR Cameron Batson for an eight-yard touchdown to cut Cleveland's lead to 41-35. However, Tennessee couldn't recover an onside kick and fell to the Browns at home.

TEAM	1	2	3	4	Final
Cleveland	10	28	3	0	41
Tennessee	0	7	14	14	35

TEAM	SCORING PLAY	TIME
Browns	C.Parkey 27 yd. Field Goal	1-10:43
Browns	J.Landry 2 yd. pass from B.Mayfield (C.Parkey kick)	1-3:19
Browns	K.Lamm 1 yd. pass from B.Mayfield (C.Parkey kick)	2-14:56
Titans	C.Davis 17 yd. pass from R.Tannehill (S.Gostkowski kick)	2-13:14
Browns	D.Peoples-Jones 75 yd. pass from B.Mayfield (C.Parkey kick)	2-13:04
Browns	R.Higgins 17 yd. pass from B.Mayfield (C.Parkey kick)	2-5:46
Browns	N.Chubb 1 yd. run (C.Parkey kick)	2-0:55
Titans	M.Pruitt 22 yd. pass from R.Tannehill (run failed)	3-13:52
Titans	M.Pruitt 3 yd. fumble recovery (R.Tannehill run)	3-9:08
Browns	C.Parkey 43 yd. Field Goal	3-5:29
Titans	J.McNichols 1 yd. run (S.Gostkowski kick)	4-1:23
Titans	C.Batson 8 yd. pass from R.Tannehill (S.Gostkowski kick)	4-0:28

**Missed FGs:** None  
**Attendance:** 13,986  
**Time of Game:** 3:23  
**Weather:** 52°, Sunny, wind SE 1 mph  
**Referee:** Clete Blakeman



### TEAM STATISTICS

	Browns	Titans
TOTAL FIRST DOWNS	26	25
THIRD DOWN EFFICIENCY	10-16-63%	2-10-20%
FOURTH DOWN EFFICIENCY	0-1-0%	3-4-75%
TOTAL NET YARDS	458	431
Plays - Avg.	70-6.5	66-6.5
NET YARDS RUSHING	118	62
Rushes - Avg.	36-3.3	18-3.4
NET YARDS PASSING	340	369
Sacks - Yards Lost	0-0	3-20
PASS ATT-COMP-INT	34-26-0	45-29-1
PUNTS - Avg.	3-41.0	3-46.0
Net Punting Average	41.0	45.7
PUNT RETURNS - Yards	3-1	0-0
KICKOFF RETURNS - Yards	0-0	4-83
INTERCEPTIONS - Yards	1-21	0-0
PENALTIES Number and Yards	13-92	5-52
FUMBLES - Lost	1-1	4-2
TOUCHDOWNS	5	5
EXTRA POINTS Made-Attempts	5-5	4-5
FIELD GOALS Made-Attempts	2-2	0-0
RED ZONE EFFICIENCY	4-5-80%	4-5-80%
GOAL TO GO EFFICIENCY	3-3-100%	1-1-100%
SAFETIES	0	0
GIVEAWAYS	1	3
TAKEAWAYS	3	1
TIME OF POSSESSION	36:46	23:14

### BROWNS STARTERS

#### OFFENSE

WR 80	J.Landry
LT 71	J.Wills
LG 75	J.Bitonio
C 64	J.Tretter
RG 77	W.Teller
RT 78	J.Conklin
TE 81	A.Hooper
WR 82	R.Higgins
QB 6	B.Mayfield
RB 24	N.Chubb
FB 88	H.Bryant

#### DEFENSE

DE 95	M.Garrett
DT 98	S.Richardson
DE 65	L.Ogunjobi
O 54	O.Vernon
WILL 51	M.Wilson
MIKE 93	B.Goodson
SAM 90	J.Elliott
CB 39	T.Mitchell
CB 28	K.Johnson
FS 23	A.Sendejo
SS 42	K.Joseph

### TITANS STARTERS

#### OFFENSE

WR 84	C.Davis
TE 87	G.Swaim
LT 72	D.Quessenberry
LG 76	R.Saffold III
C 60	B.Jones
RG 64	N.Davis
RT 71	D.Kelly
TE 85	M.Pruitt
WR 11	A.Brown
QB 17	R.Tannehill
RB 22	D.Henry

#### DEFENSE

DE 94	J.Crawford
NT 90	D.Jones
DT 98	J.Simmons
OLB 59	T.Skipper
ILB 54	R.Evans
ILB 51	D.Long
OLB 58	H.Landry III
CB 39	B.Borders
SS 24	K.Vaccaro
FS 31	K.Byard
CB 21	M.Butler

### BROWNS INDIVIDUAL STATISTICS

Rushing	Att	Yds	Avg	Lg	TD
N.Chubb	18	80	4.4	29	1
K.Hunt	14	33	2.4	8	0
B.Mayfield	4	5	1.3	3	0
<b>Total</b>	<b>36</b>	<b>118</b>	<b>3.3</b>	<b>29</b>	<b>1</b>

Passing	Att	Cmp	Yds	TD	Lg	IN	Rt
B.Mayfield	33	25	334	4	75	0	0147.0
J.Landry	1	1	6	0	6	0	091.7
<b>Total</b>	<b>34</b>	<b>26</b>	<b>340</b>	<b>4</b>	<b>75</b>	<b>0</b>	<b>0146.7</b>

Receiving	No	Yds	Avg	Lg	TD
J.Landry	8	62	7.8	13	1
R.Higgins	6	95	15.8	35	1
K.Hunt	3	24	8.0	13	0
D.Peoples-Jones	2	92	46.0	75	1
A.Hooper	2	24	12.0	16	0
N.Chubb	1	26	26.0	26	0
B.Mayfield	1	6	6.0	6	0
D.Johnson	1	5	5.0	5	0
D.Njoku	1	5	5.0	5	0
K.Lamm	1	1	1.0	1	1
<b>Total</b>	<b>26</b>	<b>340</b>	<b>13.1</b>	<b>75</b>	<b>4</b>

Interceptions	No	Yds	Avg	Lg	TD
M. Stewart Jr.	1	21	21.0	21	0
<b>Total</b>	<b>1</b>	<b>21</b>	<b>21.0</b>	<b>21</b>	<b>0</b>

**Leading Tacklers (Press Box Totals)**  
 A. Sendejo 8-7-1; M. Smiith 7-3-4; M. Wilson 6-4-2  
**Sacks:** M. Smith 1; M. Garrett 1; L. Ogunjobi  
**FF:** M. Smith 1; S. Richardson 1; T. Mitchell 1 **FR:**  
 K. Joseph 1; K. Johnson 1

### TITANS INDIVIDUAL STATISTICS

Rushing	Att	Yds	Avg	Lg	TD
D.Henry	15	60	4.0	10	0
J.McNichols	2	2	1.0	1	1
C.Batson	1	0	0.0	0	0
<b>Total</b>	<b>18</b>	<b>62</b>	<b>3.4</b>	<b>10</b>	<b>1</b>

Passing	Att	Cmp	Yds	TD	Lg	IN	Rt
R.Tannehill	45	29	389	3	43	0	1104.8
<b>Total</b>	<b>45</b>	<b>29</b>	<b>389</b>	<b>3</b>	<b>43</b>	<b>0</b>	<b>1104.8</b>

Receiving	No	Yds	Avg	Lg	TD
C.Davis	11	182	16.5	43	1
A.Firkser	5	51	10.2	14	0
A.Brown	4	87	21.8	40	0
J.McNichols	3	15	5.0	8	0
C.Batson	3	14	4.7	8	1
M.Pruitt	1	22	22.0	22	1
A.Humphries	1	9	9.0	9	0
D.Henry	1	9	9.0	9	0
<b>Total</b>	<b>29</b>	<b>389</b>	<b>13.4</b>	<b>43</b>	<b>3</b>

Interceptions	No	Yds	Avg	Lg	TD
None					

**Leading Tacklers (Press Box Totals)**  
 M. Butler 8-7-1; J. Crawford 7-6-1; J. Simmons 7-3-4

**Sacks:** None  
**FF:** J. Crawford 1 **FR:** K. Vaccaro

# 2020 TITANS GAME-BY-GAME SUMMARIES



## Week 14: Titans 31, Jaguars 10 Sunday, Dec. 13, 2020 • 1:00 p.m. ET • TIAA Bank Stadium



In Week 14 of the 2020 season, the Titans traveled to Jacksonville and defeated the Jaguars by score of 31-10. Tennessee improved to 9-4 on the season and secured its fifth consecutive winning season.

On Jacksonville's opening possession, the Jaguars drove into Tennessee territory but were forced to settle for a field goal attempt. However, DL **DaQuan Jones** blocked Jaguars **K Aldrick Rosas'** kick to keep the game scoreless. On the opening Titans possession, Tennessee constructed a quick three-play scoring drive that saw QB **Ryan Tannehill** throw a 37-yard touchdown pass to WR **A.J. Brown** on a flea-flicker. The Titans took an early 7-0 lead.

In the second quarter, Tannehill threw a five-yard pass to WR **Corey Davis**, but Jaguars DL **Dawuane Smoot** forced a fumble which was recovered by Jaguars DT **Doug Costin**. Jacksonville took possession at the Tennessee 40-yard line but were held to a field goal again as Rosas successfully kicked a 53-yarder to make it a 7-3 game.

The Titans increased the lead on the ensuing possession. RB **Derrick Henry** accounted for all 75 yards of the scoring drive, including a 36-yard touchdown run to put Tennessee ahead, 14-3 with under a minute left in the first half. After quickly forcing Jacksonville to punt, the Titans regained possession at their own 37-yard line with nine seconds remaining until halftime. Tannehill quickly threw a 19-yard pass to Davis, followed by a nine-yard ball to TE **Jonnu Smith** to put Tennessee in field goal range. K **Stephen Gostkowski** successfully made a 53-yard field goal to give the Titans a 17-3 advantage heading into halftime.

Tennessee opened up the second half with two consecutive touchdowns. The first score came on a five-play drive that saw Henry break free for a 47-yard gain to the Jaguars' five-yard line. Tannehill quickly connected with TE **Geoff Swaim** for a five-yard touchdown to make it 24-3. After CB **Malcolm Butler** intercepted Glennon on the ensuing Jacksonville possession, Tennessee took over at the Jaguars' 48-yard line and constructed a six-play scoring drive. Brown contributed a 17-yard catch and Swaim added a 16-yard reception to move the chains, as Henry ultimately ran in a one-yard score for a 31-3 lead.

Jaguars QB **Gardner Minshew II** entered the game at quarterback on Jacksonville's ensuing possession and guided his team on a 10-play scoring drive that was capped by a five-yard touchdown pass to Jaguars WR **Keelan Cole Sr.**, 31-10.

Ultimately, Tennessee was able to preserve a 21-point lead and won on the road in Jacksonville by a final score of 31-10.

### SCORING

	1	2	3	4	Final
Tennessee	7	10	14	0	31
Jacksonville	0	3	7	0	10

TEAM	SCORING PLAY	TIME
Titans	A.Brown 37 yd. pass from R.Tannehill (S.Gostkowski kick)	1:7-56
Jaguars	A.Rosas 53 yd. Field Goal	2-3:27
Titans	D.Henry 36 yd. run (S.Gostkowski kick)	2-0:44
Titans	S.Gostkowski 53 yd. Field Goal	2-0:00
Titans	G.Swaim 5 yd. pass from R.Tannehill (S.Gostkowski kick)	3-12:24
Titans	D.Henry 1 yd. run (S.Gostkowski kick)	3-8:48
Jaguars	K.Cole Sr. 5 yd. pass from G.Minshew II (A.Rosas kick)	3-2:59

**Missed FGs:** A. Rosas 53B

**Attendance:** 15,896

**Time of Game:** 3:02

**Weather:** 69°, Partly Cloudy, wind N 2 mph

**Referee:** Adrian Hill



### TEAM STATISTICS

	Titans	Jaguars
TOTAL FIRST DOWNS	25	20
THIRD DOWN EFFICIENCY	3-9-33%	5-14-36%
FOURTH DOWN EFFICIENCY	1-2-50%	1-3-33%
TOTAL NET YARDS	454	354
Plays - Avg.	65-7.0	69-5.1
NET YARDS RUSHING	249	91
Rushes - Avg.	40-6.2	15-6.1
NET YARDS PASSING	205	263
Sacks - Yards Lost	1-7	0-0
PASS ATT-COMP-INT	24-19-0	54-31-1
PUNTS - Avg.	4-41.3	4-49.8
Net Punting Average	41.3	41.5
PUNT RETURNS - Yards	2-13	0-0
KICKOFF RETURNS - Yards	0-0	1-16
INTERCEPTIONS - Yards	1-11	0-0
PENALTIES Number and Yards	7-78	10-80
FUMBLES - Lost	1-1	0-0
TOUCHDOWNS	4	1
EXTRA POINTS Made-Attempts	4-4	1-1
FIELD GOALS Made-Attempts	1-1	1-2
RED ZONE EFFICIENCY	2-3-67%	1-3-33%
GOAL TO GO EFFICIENCY	2-2-100%	1-1-100%
SAFETIES	0	0
GIVEAWAYS	1	1
TAKEAWAYS	1	1
TIME OF POSSESSION	31:43	28:17

### TITANS STARTERS

OFFENSE	DEFENSE
WR 84 C.Davis	DE 94 J.Crawford
TE 81 J.Smith	NT 90 D.Jones
LT 72 D.Quessenberry	DT 98 J.Simmons
LG 76 R.Saffold III	OLB 59 T.Skipper
C 60 B.Jones	ILB 54 R.Evans
RG 64 N.Davis	ILB 51 D.Long Jr.
RT 71 D.Kelly	OLB 58 H.Landry III
TE 87 G.Swaim	FS 31 K.Byard
WR 11 A.Brown	CB 21 M.Butler
QB 17 R.Tannehill	S 37 A.Hooker
RB 22 D.Henry	DB 23 T.Smith

### JAGUARS STARTERS

OFFENSE	DEFENSE
WR 17 D.Chark Jr.	DL 94 D.Smoot
LT 74 C.Robinson	NT 99 D.Ekualae
LG 78 B.Bartch	DT 58 D.Costin
C 69 T.Shatley	DE 96 A.Gotsis
RG 60 A.Cann	WLB 44 M.Jack
RT 75 J.Taylor	MLB 47 J.Schobert
TE 80 J.O'Shaughnessy	CB 35 S.Jones IV
QB 2 M.Glennon	FS 26 J.Wilson
RB 30 J.Robinson	SS 29 J.Jones
TE 88 T.Eifert	LCB 37 T.Herndon
WR 10 L.Shenault Jr.	LB 43 J.Giles-Harris

### TITANS INDIVIDUAL STATISTICS

Rushing	Att	Yds	Avg	Lg	TD
D.Henry	26	215	8.3	47	2
L.Woodside	1	18	18.0	18	0
J.McNichols	11	9	0.8	6	0
A.Hooker	1	4	4.0	4	0
J.Smith	1	3	3.0	3	0
<b>Total</b>	<b>40</b>	<b>249</b>	<b>6.2</b>	<b>47</b>	<b>2</b>

Passing	Att	Cmp	Yds	TD	Lg	IN	Rt
R.Tannehill	24	19	212	2	37	0	131.3
<b>Total</b>	<b>24</b>	<b>19</b>	<b>212</b>	<b>2</b>	<b>37</b>	<b>0</b>	<b>0131.3</b>

Receiving	No	Yds	Avg	Lg	TD
A.Brown	7	112	16.0	37	1
G.Swaim	3	34	11.3	16	1
C.Davis	3	34	11.3	19	0
J.Smith	2	20	10.0	11	0
D.Henry	2	7	3.5	6	0
A.Firkser	1	5	5.0	5	0
J.McNichols	1	0	0.0	0	0
<b>Total</b>	<b>19</b>	<b>212</b>	<b>11.2</b>	<b>37</b>	<b>2</b>

Interceptions	No	Yds	Avg	Lg	TD
M. Butler	1	11	11.0	11	0
<b>Total</b>	<b>1</b>	<b>11</b>	<b>11.0</b>	<b>11</b>	<b>0</b>

### Leading Tacklers (Press Box Totals)

K. Byard 11-8-3; R. Evans 8-6-2; A. Hooker 7-5-2

**Sacks:** None

**FF:** None **FR:** None

### JAGUARS INDIVIDUAL STATISTICS

Rushing	Att	Yds	Avg	Lg	TD
J.Robinson	12	67	5.6	47	0
G.Minshew II	2	22	11.0	13	0
L.Shenault Jr.	1	2	2.0	2	0
<b>Total</b>	<b>15</b>	<b>91</b>	<b>6.1</b>	<b>47</b>	<b>0</b>

Passing	Att	Cmp	Yds	TD	Lg	IN	Rt
G.Minshew II	31	18	178	1	27	0	85.1
M.Glennon	23	13	85	0	22	1	46.5
<b>Total</b>	<b>54</b>	<b>31</b>	<b>263</b>	<b>1</b>	<b>27</b>	<b>1</b>	<b>68.7</b>

Receiving	No	Yds	Avg	Lg	TD
K.Cole Sr.	7	67	9.6	22	1
L.Shenault Jr.	6	49	8.2	22	0
D.Ozigbo	4	30	7.5	12	0
J.Robinson	4	16	4.0	9	0
C.Johnson	2	33	16.5	27	0
T.Eifert	2	22	11.0	18	0
D.Chark Jr.	2	16	8.0	11	0
J.O'Shaughnessy	2	14	7.0	10	0
D.Ogunbowale	1	12	12.0	12	0
E.Saubert	1	4	4.0	4	0
<b>Total</b>	<b>31</b>	<b>263</b>	<b>8.5</b>	<b>27</b>	<b>1</b>

Interceptions	No	Yds	Avg	Lg	TD
None					

### Leading Tacklers (Press Box Totals)

M. Jack 10-7-3; T. Herndon 9-7-2; J. Schobert 8-5-3

**Sacks:** J. Giles-Harris 1

**FF:** D. Smoot 1 **FR:** D. Costin 1





# 2020 TITANS GAME-BY-GAME SUMMARIES



## Week 16: Titans 14, Packers 40 Sunday, Dec. 27, 2020 • 7:20 p.m. CT • Lambeau Field



In Week 16 of the 2020 season, the Titans traveled to Green Bay to face the Packers on Sunday Night Football and lost by a score of 40-14.

Green Bay got on the board on their opening possession and never relinquished the lead. Packers QB **Aaron Rodgers** led his team on an eight-play, 60-yard scoring drive that culminated in a five-yard touchdown pass to Packers WR **Davante Adams**, but the extra point attempt was no good as Green Bay took a 6-0 lead.

Green Bay extended the lead in the second quarter with touchdowns on back-to-back possessions. First, Rodgers guided the Packers on an 80-yard drive that ended with a 21-yard touchdown pass to Packers WR **Equanimeous St. Brown**. Green Bay elected to attempt a two-point conversion, but the rush was unsuccessful, 12-0. On the ensuing Titans possession, QB **Ryan Tannehill** was intercepted and Green Bay took possession at the Tennessee 34-yard line. The Packers capitalized on the turnover as Rodgers connected with Adams for a seven-yard touchdown and a 19-0 lead.

Later in the second quarter, the Titans got on the board after a 10-play scoring drive. WR **A.J. Brown** caught two first-down passes to help move the chains before Tannehill threw a 12-yard touchdown to TE **Jonnu Smith** to make it 19-7.

Tennessee began the second half with possession of the ball and quickly doubled their points scored with a five-play scoring drive. Tannehill threw a first-down pass to Brown before taking the ball into the end zone himself with a 45-yard touchdown rush. The Titans cut into Green Bay's lead, 19-14. However, the Packers immediately responded with a touchdown on their next possession. Packers RB **Aaron Jones** broke free for a 59-yard gain to set up an eight-yard touchdown pass from Rodgers to Adams as Green Bay extended the lead, 26-14. Later in the third quarter, Green Bay added another score on a 74-yard scoring drive. Facing a fourth-and-one at the Tennessee 30-yard line, Packers RB **AJ Dillon** took the ball into the end zone for a 30-yard rushing touchdown to give Green Bay a 33-14 advantage.

In the fourth quarter, the Packers tacked on a final touchdown as Dillon found the end zone for a seven-yard touchdown to make it a 40-14 game and hand the Titans a road loss in Green Bay.

### SCORING

	1	2	3	4	Final
Tennessee	0	7	7	0	14
Green Bay	6	13	14	7	40

TEAM	SCORING PLAY	TIME
Packers	D.Adams 5 yd. pass from A.Rodgers (kick failed, wl)	1-9:55
Packers	E.St. Brown 21 yd. pass from A.Rodgers (run failed)	2-14:54
Packers	D.Adams 7 yd. pass from A.Rodgers (M.Crosby kick)	2-10:46
Titans	J.Smith 12 yd. pass from R.Tannehill (S.Gostkowski kick)	2-0:37
Titans	R.Tannehill 45 yd. run (S.Gostkowski kick)	3-12:01
Packers	D.Adams 8 yd. pass from A.Rodgers (M.Crosby kick)	3-10:27
Packers	A.Dillon 30 yd. run (M.Crosby kick)	3-3:35
Packers	A.Dillon 7 yd. run (M.Crosby kick)	4-2:25

Missed FGs: None

Attendance: 0

Time of Game: 2:46

Weather: 28°, Snow, wind N 15 mph

Referee: Brad Allen



### TEAM STATISTICS

	Titans	Packers
TOTAL FIRST DOWNS	15	27
THIRD DOWN EFFICIENCY	5-11-45%	4-8-50%
FOURTH DOWN EFFICIENCY	0-1-0%	1-2-50%
TOTAL NET YARDS	260	448
Plays - Avg.	55-4.7	63-7.1
NET YARDS RUSHING	156	234
Rushes - Avg.	27-5.8	37-6.3
NET YARDS PASSING	104	214
Sacks - Yards Lost	2-17	1-17
PASS ATT-COMP-INT	26-11-2	25-21-1
PUNTS - Avg.	4-43.5	0-0.0
Net Punting Average	38.5	0.0
PUNT RETURNS - Yards	0-0	0-0
KICKOFF RETURNS - Yards	6-145	2-35
INTERCEPTIONS - Yards	1-3	2-19
PENALTIES Number and Yards	3-15	0-0
FUMBLES - Lost	1-0	1-0
TOUCHDOWNS	2	6
EXTRA POINTS Made-Attempts	2-2	4-6
FIELD GOALS Made-Attempts	0-0	0-0
RED ZONE EFFICIENCY	1-2-50%	4-5-80%
GOAL TO GO EFFICIENCY	0-0-0%	4-4-100%
SAFETIES	0	0
GIVEAWAYS	2	1
TAKEAWAYS	1	2
TIME OF POSSESSION	23:23	36:37

### TITANS STARTERS

OFFENSE			DEFENSE		
WR 84	C.Davis	DE 93	T.Tart		
TE 81	J.Smith	NT 90	D.Jones		
LT 72	D.Quessenberry	DT 98	J.Simmons		
LG 76	R.Saffold III	OLB 42	B.Reed		
C 60	B.Jones	ILB 54	R.Evans		
RG 64	N.Davis	ILB 51	D.Long Jr.		
RT 71	D.Kelly	OLB 58	H.Landry III		
TE 87	G.Swaim	CB 25	A.Jackson		
WR 11	A.Brown	SS 24	K.Vaccaro		
QB 17	R.Tannehill	FS 31	K.Byard		
RB 22	D.Henry	CB 21	M.Butler		

### PACKERS STARTERS

OFFENSE			DEFENSE		
WR 17	D.Adams	DE 94	D.Lowry		
LT 69	D.Bakhtiari	NT 97	K.Clark		
LG 74	E.Jenkins	DE 96	K.Keke		
C 63	C.Linsley	OLB 91	P.Smith		
RG 77	B.Turner	ILB 58	C.Kirksey		
RT 71	R.Wagner	ILB 51	K.Barnes		
TE 89	M.Lewis	OLB 55	Z.Smith		
TE 49	D.Dafney	CB 23	J.Alexander		
WR 13	A.Lazard	CB 20	K.King		
QB 12	A.Rodgers	S 31	A.Amos		
RB 33	A.Jones	S 26	D.Savage		

### TITANS INDIVIDUAL STATISTICS

Rushing	Att	Yds	Avg	Lg	TD
D.Henry	23	98	4.3	10	0
R.Tannehill	3	55	18.3	45	1
D.Evans	1	3	3.0	3	0
<b>Total</b>	<b>27</b>	<b>156</b>	<b>5.8</b>	<b>45</b>	<b>1</b>

Passing	Att	Cmp	Yds	TD	Lg	IN	Rt
R.Tannehill	24	11	121	1	19	2	40.5
L.Woodside	2	0	0	0	0	0	39.6
<b>Total</b>	<b>26</b>	<b>11</b>	<b>121</b>	<b>1</b>	<b>19</b>	<b>2</b>	<b>37.5</b>

Receiving	No	Yds	Avg	Lg	TD
A.Brown	4	43	10.8	12	0
J.Smith	3	30	10.0	12	1
N.Westbrook-Ikhine	1	19	19.0	19	0
C.Batson	1	12	12.0	12	0
A.Firkser	1	11	11.0	11	0
J.McNichols	1	6	6.0	6	0
<b>Total</b>	<b>11</b>	<b>121</b>	<b>11.0</b>	<b>19</b>	<b>1</b>

Interceptions	No	Yds	Avg	Lg	TD
M. Butler	1	3	3.0	3	0
<b>Total</b>	<b>1</b>	<b>3</b>	<b>3.0</b>	<b>3</b>	<b>0</b>

### Leading Tacklers (Press Box Totals)

D. Long 9-8-1; K. Byard 9-6-3; H. Landry 8-3-5

Sacks: W. Ray 1

FF: None FR: None

### PACKERS INDIVIDUAL STATISTICS

Rushing	Att	Yds	Avg	Lg	TD
A.Dillon	21	124	5.9	30	2
A.Jones	10	94	9.4	59	0
A.Rodgers	3	19	6.3	14	0
T.Boyle	3	-3	-1.0	-1	0
<b>Total</b>	<b>37</b>	<b>234</b>	<b>6.3</b>	<b>59</b>	<b>2</b>

Passing	Att	Cmp	Yds	TD	Lg	IN	Rt
A.Rodgers	25	21	231	4	32	1	128.1
<b>Total</b>	<b>25</b>	<b>21</b>	<b>231</b>	<b>4</b>	<b>32</b>	<b>1</b>	<b>128.1</b>

Receiving	No	Yds	Avg	Lg	TD
D.Adams	11	142	12.9	32	3
A.Jones	2	14	7.0	9	0
A.Lazard	2	14	7.0	7	0
T.Austin	2	5	2.5	6	0
E.St. Brown	1	21	21.0	21	1
R.Tonyan	1	17	17.0	17	0
D.Dafney	1	13	13.0	13	0
A.Dillon	1	5	5.0	5	0
<b>Total</b>	<b>21</b>	<b>231</b>	<b>11.0</b>	<b>32</b>	<b>4</b>

Interceptions	No	Yds	Avg	Lg	TD
C. Kirksey	1	10	10.0	10	0
D. Savage	1	9	9.0	9	0
<b>Total</b>	<b>2</b>	<b>19</b>	<b>9.5</b>	<b>10</b>	<b>0</b>

### Leading Tacklers (Press Box Totals)

K. Barnes 7-5-2; A. Amos 5-4-1; R. Gary 5-3-2

Sacks: Z. Smith 1; C. Kirksey 1

FF: Z. Smith 1 FR: None

# 2020 TITANS GAME-BY-GAME SUMMARIES



## Week 17: Titans 41, Texans 38 Sunday, Jan. 3, 2021 • 3:25 p.m. CT • NRG Stadium



### GAME RECAP

In Week 17 of the 2020 season, the Titans traveled to Houston for the regular season finale. RB **Derrick Henry** surpassed 2,000 rushing yards on the season and helped Tennessee clinch the AFC South title after defeating the Texans by a score of 41-38.

Tennessee got on the board first after capitalizing on a turnover as DB **Amani Hooker** picked off Texans QB **Deshaun Watson** to give the Titans possession at the Houston 31-yard line. Rookie K **Sam Sloman** converted a 47-yard field goal to make it 3-0. On the following Houston possession, Watson led the Texans on a 72-yard scoring drive that saw Texans K **Ka'imi Fairbairn** convert a 24-yard field goal to tie the game 3-3.

On the first play of the second quarter, Henry took the handoff and raced 52 yards into the end zone for a touchdown as Tennessee pulled ahead, 10-3. On the ensuing Texans possession Watson was sacked twice in the red zone, first by OLB **Brooks Reed** and second by OLB **Harold Landry III**, as the Texans were forced to settle for another field goal to make it 10-6.

Tennessee regained possession and immediately responded as Tannehill connected with WR **A.J. Brown** for a four-yard touchdown to make it 17-6 Titans. On the ensuing drive, the Texans were held to their third field goal of the day as Fairbairn kicked a 28-yarder to make it 17-9 heading into halftime.

The third quarter saw five combined touchdowns by the Titans and Texans. Tennessee opened up the second half with the ball and increased the lead to 24-9 as Henry scored on a six-yard rushing touchdown. As the Texans got the ball back, Watson connected with Texans WR **Brandin Cooks** for a 38-yard touchdown. However, the extra point attempt was no good as Houston inched closer, 24-15. Next, the Titans put together a 77-yard scoring drive with help from a 45-yard rush by Henry, before Tannehill took the ball into the end zone himself for a five-yard touchdown. Tennessee extended the lead, 31-15. Houston then added a touchdown of their own on a three-play scoring drive. Texans RB **David Johnson** rushed twice for 45 yards before Watson connected with Cooks for a 20-yard touchdown. Houston elected to go for a two-point conversion, but the pass failed, 31-21.

On the following Tennessee possession, Texans ILB **Zach Cunningham** forced Henry to fumble and the ball was recovered by Texans DE **Carlos Watkins**. Houston began their drive at the Tennessee 28-yard line and Johnson scored on a one-yard rushing touchdown to make it a 31-28 game.

Houston took a 35-31 lead in the fourth quarter as Watson threw a seven-yard touchdown to Texans TE **Pharaoh Brown**. Trailing by four points, the Titans then compiled a season-long 19-play scoring drive that took 8:32 off the clock and included four third-down conversions culminating in a five-yard rushing score by Tannehill. Tennessee retook the lead, 38-35. However, Houston took possession back with 1:38 remaining in regulation and Watson tossed a 32-yard pass to Johnson to get

the Texans down the field. Fairbairn converted a 51-yard field goal to tie the game 38-38 with 18 seconds remaining in regulation.

Down by three points, the Titans offense took the field and Tannehill quickly threw a field-flipping 52-yard pass to Brown. Then, Sloman's 37-yard game-winning field goal attempt bounced off of the upright and through as time expired to give Tennessee a 41-38 win and the AFC South title.

### SCORING

	1	2	3	4	Final
Tennessee	3	14	14	10	41
Houston	3	6	19	10	38

TEAM	SCORING PLAY	TIME
Titans	S.Sloman 47 yd. Field Goal	1-6:41
Texans	K.Fairbairn 24 yd. Field Goal	1-1:42
Titans	D.Henry 52 yd. run (S.Sloman kick)	2-14:51
Texans	K.Fairbairn 43 yd. Field Goal	2-8:15
Titans	A.Brown 4 yd. pass from R.Tannehill (S.Sloman kick)	2-4:29
Texans	K.Fairbairn 28 yd. Field Goal	2-0:10
Titans	D.Henry 6 yd. run (S.Sloman kick)	3-9:53
Texans	B.Cooks 38 yd. pass from D.Watson (kick failed, wr)	3-8:08
Titans	R.Tannehill 5 yd. run (S.Sloman kick)	3-4:29
Texans	B.Cooks 20 yd. pass from D.Watson (pass failed)	3-2:59
Texans	D.Johnson 1 yd. run (K.Fairbairn kick)	3-1:20
Texans	P.Brown 7 yd. pass from D.Watson (K.Fairbairn kick)	4-10:14
Titans	R.Tannehill 5 yd. run (S.Sloman kick)	4-1:42
Texans	K.Fairbairn 51 yd. Field Goal	4-0:18
Titans	S.Sloman 37 yd. Field Goal	4-0:00

**Missed FGs:** None; **Attendance:** 12,504; **Time of Game:** 3:13; **Weather:** 66°, Sunny, SSW 11 mph; **Referee:** Shawn Hochuli



### TEAM STATISTICS

	Titans	Texans
TOTAL FIRST DOWNS	28	26
THIRD DOWN EFFICIENCY	7-10-70%	5-12-42%
FOURTH DOWN EFFICIENCY	0-1-0%	1-1-100%
TOTAL NET YARDS	492	457
Plays - Avg.	70-7.0	61-7.5
NET YARDS RUSHING	288	96
Rushes - Avg.	41-7.0	17-5.6
NET YARDS PASSING	204	361
Sacks - Yards Lost	2-12	4-24
PASS ATT-COMP-INT	27-18-0	40-29-1
PUNTS - Avg.	1-46.0	1-42.0
Net Punting Average	44.0	42.0
PUNT RETURNS - Yards	0-0	1-2
KICKOFF RETURNS - Yards	1-16	4-95
INTERCEPTIONS - Yards	1-2	0-0
PENALTIES Number and Yards	6-50	6-44
FUMBLES - Lost	2-1	0-0
TOUCHDOWNS	5	4
EXTRA POINTS Made-Attempts	5-5	2-4
RED ZONE EFFICIENCY	4-5-80%	2-5-40%
GOAL TO GO EFFICIENCY	3-3-100%	1-2-50%
SAFETIES	0	0
GIVEAWAYS	1	1
TAKEAWAYS	1	1
TIME OF POSSESSION	31:04	28:56

### TITANS STARTERS

OFFENSE		DEFENSE	
WR 84 C.Davis	NT 90 D.Jones		
TE 81 J.Smith	DT 98 J.Simmons		
LT 72 D.Quessenberry	OLB 57 W.Ray		
LG 76 R.Saffold III	ILB 54 R.Evans		
C 60 B.Jones	ILB 51 D.Long Jr.		
RG 64 N.Davis	OLB 58 H.Landry III		
RT 71 D.Kelly	CB 33 D.King II		
TE 87 G.Swaim	CB 25 A.Jackson		
WR 11 A.Brown	SS 24 K.Vaccaro		
QB 17 R.Tannehill	FS 31 K.Byard		
RB 22 D.Henry	CB 21 M.Butler		

### TEXANS STARTERS

OFFENSE		DEFENSE	
QB 4 D.Watson	DE 99 J.Watt		
RB 31 D.Johnson	DT 91 C.Watkins		
WR 16 K.Coutee	DT 90 R.Blacklock		
WR 13 B.Cooks	DE 94 C.Omenihu		
TE 87 D.Fells	LB 41 Z.Cunningham		
TE 85 P.Brown	LB 50 T.Adams		
LT 63 R.Johnson	LB 52 J.Greenard		
LG 74 M.Scharping	CB 35 K.Crossen		
C 66 N.Martin	CB 26 V.Hargreaves		
RG 73 Z.Fulton	S 33 A.Moore		
RT 67 C.Heck	S 32 L.Johnson		

### TITANS INDIVIDUAL STATISTICS

Rushing	Att	Yds	Avg	Lg	TD
D.Henry	34	250	7.4	52	2
R.Tannehill	7	38	5.4	11	2
<b>Total</b>	<b>41</b>	<b>288</b>	<b>7.0</b>	<b>52</b>	<b>4</b>

Passing	Att	Cmp	Yds	TD	Lg	IN	Rt
R.Tannehill	27	18	216	1	52	0	103.3
<b>Total</b>	<b>27</b>	<b>18</b>	<b>216</b>	<b>1</b>	<b>52</b>	<b>0</b>	<b>103.3</b>

Receiving	No	Yds	Avg	Lg	TD
A.Brown	10	151	15.1	52	1
C.Davis	5	39	7.8	19	0
A.Firkser	2	18	9.0	12	0
J.Smith	1	8	8.0	8	0
<b>Total</b>	<b>18</b>	<b>216</b>	<b>12.0</b>	<b>52</b>	<b>1</b>

Interceptions	No	Yds	Avg	Lg	TD
A.Hooker	1	2	2.0	2	0
<b>Total</b>	<b>1</b>	<b>2</b>	<b>2.0</b>	<b>2</b>	<b>0</b>

**Leading Tacklers (Coaching Totals)**  
D. Long 8-3-5; K. Vaccaro 7-5-2; M. Butler 6-5-1

**Sacks:** H. Landry 1; B. Reed 1; D. King 1; J. Crawford 1  
**FF:** None **FR:** None

### TEXANS INDIVIDUAL STATISTICS

Rushing	Att	Yds	Avg	Lg	TD
D.Johnson	14	84	6.0	26	1
D.Watson	3	12	4.0	7	0
<b>Total</b>	<b>17</b>	<b>96</b>	<b>5.6</b>	<b>26</b>	<b>1</b>

Passing	Att	Cmp	Yds	TD	Lg	IN	Rt
D.Watson	39	28	365	3	42	1	115.9
A.McCarron	1	1	20	0	20	0	118.8
<b>Total</b>	<b>40</b>	<b>29</b>	<b>385</b>	<b>3</b>	<b>42</b>	<b>1</b>	<b>117.2</b>

Receiving	No	Yds	Avg	Lg	TD
B.Cooks	11	166	15.1	38	2
K.Coutee	6	90	15.0	42	0
P.Brown	5	48	9.6	14	1
D.Johnson	3	36	12.0	32	0
C.Hansen	2	16	8.0	12	0
S.Mitchell	1	20	20.0	20	0
J.Akins	1	9	9.0	9	0
<b>Total</b>	<b>29</b>	<b>385</b>	<b>13.3</b>	<b>42</b>	<b>3</b>

**Interceptions** No Yds Avg Lg TD  
None

**Leading Tacklers (Press Box Totals)**  
Z. Cunningham 13-8-5; A. Moore 10-4-6; J. Greenard 9-5-4

**Sacks:** C. Omenihu 1; C. Watkins 1  
**FF:** Z. Cunningham 1; A. Moore 1 **FR:** C. Watkins 1

# 2020 TITANS GAME-BY-GAME SUMMARIES



## Wild Card Weekend: Titans 13, Ravens 20 Sunday, Jan. 10, 2021 • 12:00 p.m. CT • Nissan Stadium



In the AFC Wild Card Round, the Titans hosted the Baltimore Ravens and fell by a score of 20-13.

Tennessee got on the board first and built a 10-0 lead in the opening quarter. The Titans first touchdown came on a 10-play scoring drive that saw WR **A.J. Brown** contribute three receptions for 52 yards, including a 10-yard touchdown pass from QB **Ryan Tannehill**, to put Tennessee ahead 7-0. On the ensuing Baltimore possession, Ravens QB **Lamar Jackson** threw an interception to CB **Malcolm Butler**. The Titans took possession at their own 28-yard line and capitalized on the turnover as K **Stephen Gostkowski** converted a 45-yard field goal to make it a 10-0 game.

In the second quarter, Baltimore got into the red zone, but Jackson was sacked on third down by OLB **Brooks Reed**. The Ravens were forced to settle for a 33-yard field goal to make it a 10-3 contest. Later in the second quarter, facing a third-and-nine at the Tennessee 48-yard line, Jackson broke free for a 48-yard rushing touchdown to even the score 10-10.

Baltimore began the second half with possession of the ball and tacked on a touchdown on a 77-yard scoring drive. Jackson accounted for 34 yards on four carries to move the chains before Ravens RB **J.K. Dobbins** scored on a four-yard rush. Baltimore pulled ahead, 17-10.

In the fourth quarter, Tennessee inched within four points with a 25-yard field goal that made it 17-13, Baltimore. However, the Ravens added a field goal in the fourth quarter as well as Ravens K **Justin Tucker** converted a 51-yard attempt to make it 20-13. As Tennessee took possession down by seven with just over four minutes remaining, the Titans began driving. Tannehill was intercepted by Ravens CB **Marcus Peters**. The Titans ran out of time to mount a comeback and fell to the Ravens at home.

### SCORING

	1	2	3	4	Final
Baltimore	0	10	7	3	20
Tennessee	10	0	0	3	13

TEAM	SCORING PLAY	TIME
Titans	A.Brown 10 yd. pass from R.Tannehill (S.Gostkowski kick)	1:53:39
Titans	S.Gostkowski 45 yd. Field Goal	1-1:38
Ravens	J.Tucker 33 yd. Field Goal	2-9:59
Ravens	L.Jackson 48 yd. run (J.Tucker kick)	2-2:32
Ravens	J.Dobbins 4 yd. run (J.Tucker kick)	3-9:01
Titans	S.Gostkowski 25 yd. Field Goal	4-14:56
Ravens	J.Tucker 51 yd. Field Goal	4-4:19

Missed FGs: J. Tucker 52WR

Attendance: 14,029

Time of Game: 2:45

Weather: 33°, Cloudy, wind NE 1 mph

Referee: Jerome Boger



TEAM STATISTICS

	Ravens	Titans
TOTAL FIRST DOWNS	22	12
THIRD DOWN EFFICIENCY	7-13-54%	4-12-33%
FOURTH DOWN EFFICIENCY	0-0-0%	1-1-100%
TOTAL NET YARDS	401	209
Plays - Avg.	64-6.3	49-4.3
NET YARDS RUSHING	236	51
Rushes - Avg.	35-6.7	22-2.3
NET YARDS PASSING	165	158
Sacks - Yards Lost	5-14	1-7
PASS ATT-COMP-INT	24-17-1	26-18-1
PUNTS - Avg.	2-50.5	5-45.6
Net Punting Average	46.5	45.6
PUNT RETURNS - Yards	0-0	2-8
KICKOFF RETURNS - Yards	1-20	2-46
INTERCEPTIONS - Yards	1-13	1-0
PENALTIES Number and Yards	5-60	2-10
FUMBLES - Lost	0-0	0-0
TOUCHDOWNS	2	1
EXTRA POINTS Made-Attempts	2-2	1-1
FIELD GOALS Made-Attempts	2-3	2-2
RED ZONE EFFICIENCY	1-3-33%	1-2-50%
GOAL TO GO EFFICIENCY	1-1-100%	1-2-50%
SAFETIES	0	0
GIVEAWAYS	1	1
TAKEAWAYS	1	1
TIME OF POSSESSION	33:38	26:22

### RAVENS STARTERS

OFFENSE		DEFENSE	
WR 80	M.Boykin	DT 93	C.Campbell
LT 78	O.Brown	NT 98	B.Williams
LG 77	B.Bozeman	DE 95	D.Wolfe
C 65	P.Mekari	OLB 90	P.McPhee
RG 72	B.Powers	ILB 40	M.Harrison
RT 74	T.Phillips	WLB 58	L.Fort
TE 89	M.Andrews	SAM 99	M.Judon
TE 85	E.Tomlinson	LCB 24	M.Peters
QB 8	L.Jackson	FS 32	D.Elliott
FB 42	P.Ricard	SS 36	C.Clark
RB 27	J.Dobbins	RCB 44	M.Humphrey

### TITANS STARTERS

OFFENSE		DEFENSE	
TE 87	G.Swaim	NT 92	M.Dickerson
TE 81	J.Smith	DT 90	D.Jones
LT 72	D.Quessenberry	DT 98	J.Simmons
LG 76	R.Saffold III	OLB 49	N.Dzubnar
C 60	B.Jones	ILB 54	R.Evans
RG 64	N.Davis	ILB 51	D.Long Jr.
RT 71	D.Kelly	OLB 58	H.Landry III
WR 11	A.Brown	CB 25	A.Jackson
QB 17	R.Tannehill	SS 24	K.Vaccaro
FB 41	K.Blasingame	FS 31	K.Byard
RB 22	D.Henry	CB 21	M.Butler

### RAVENS INDIVIDUAL STATISTICS

Rushing	Att	Yds	Avg	Lg	TD
L.Jackson	16	136	8.5	48	1
J.Dobbins	9	43	4.8	12	1
G.Edwards	8	38	4.8	8	0
M.Brown	2	19	9.5	15	0
<b>Total</b>	<b>35</b>	<b>236</b>	<b>6.7</b>	<b>48</b>	<b>2</b>

Passing	Att	Cmp	Yds	TD	Lg	IN	Rt
L.Jackson	24	17	179	0	28	1	74.8
<b>Total</b>	<b>24</b>	<b>17</b>	<b>179</b>	<b>0</b>	<b>28</b>	<b>1</b>	<b>74.8</b>

Receiving	No	Yds	Avg	Lg	TD
M.Brown	7	109	15.6	28	0
M.Andrews	4	41	10.3	17	0
P.Ricard	3	26	8.7	11	0
W.Snead	2	9	4.5	5	0
J.Dobbins	1	-6	-6.0	-6	0
<b>Total</b>	<b>17</b>	<b>179</b>	<b>10.5</b>	<b>28</b>	<b>0</b>

Interceptions	No	Yds	Avg	Lg	TD
M.Peters	1	13	13.0	13	0
<b>Total</b>	<b>1</b>	<b>13</b>	<b>13.0</b>	<b>13</b>	<b>0</b>

**Leading Tacklers (Press Box Totals)**  
P. McPhee 6-5-1; D. Wolfe 6-4-2; M. Humphrey 5-4-1

**Sacks:** D. Wolfe 1  
**FF:** None **FR:** None

### TITANS INDIVIDUAL STATISTICS

Rushing	Att	Yds	Avg	Lg	TD
D.Henry	18	40	2.2	8	0
R.Tannehill	2	6	3.0	4	0
J.McNichols	1	4	4.0	4	0
D.Evans	1	1	1.0	1	0
<b>Total</b>	<b>22</b>	<b>51</b>	<b>2.3</b>	<b>8</b>	<b>0</b>

Passing	Att	Cmp	Yds	TD	Lg	IN	Rt
R.Tannehill	26	18	165	1	35	1	83.0
<b>Total</b>	<b>26</b>	<b>18</b>	<b>165</b>	<b>1</b>	<b>35</b>	<b>1</b>	<b>83.0</b>

Receiving	No	Yds	Avg	Lg	TD
A.Brown	6	83	13.8	28	1
D.Henry	3	11	3.7	7	0
A.Firkser	2	44	22.0	35	0
N.Westbrook-Ikhine	2	17	8.5	12	0
J.Smith	2	9	4.5	5	0
C.Batson	1	6	6.0	6	0
G.Swaim	1	5	5.0	5	0
R.Tannehill	1	-10	-10.0	-10	0
<b>Total</b>	<b>18</b>	<b>165</b>	<b>9.2</b>	<b>35</b>	<b>1</b>

Interceptions	No	Yds	Avg	Lg	TD
M.Butler	1	0	0.0	0	0
<b>Total</b>	<b>1</b>	<b>0</b>	<b>0.0</b>	<b>0</b>	<b>0</b>

**Leading Tacklers (Press Box Totals)**  
H. Landry III 10-8-2; K. Vaccaro 9-6-3; R. Evans 9-5-4

**Sacks:** H. Landry III 2; D. Jones 1; B. Reed 1; M. Dickerson 1  
**FF:** None **FR:** None



TENNESSEE  
**TITANS**

**MISCELLANEOUS  
STATISTICS**

# TENNESSEE TITANS RECORD WHEN ...

	2020		2019		2018		2017		2016		2015		2014		2013		2012		2011		10-YR. TOTAL		
	W	L	W	L	W	L	W	L	W	L	W	L	W	L	W	L	W	L	W	L	W	L	Pct.
<b>Overall Record</b>	11	5	9	7	9	7	9	7	9	7	3	13	2	14	7	9	6	10	9	7	74	86	0.463
Home	5	3	4	4	6	2	6	2	5	3	1	7	1	7	3	5	4	4	5	3	40	40	0.500
Away	6	2	5	3	3	5	3	5	4	4	2	6	1	7	4	4	2	6	4	4	34	46	0.425
<b>By Month</b>																							
September	3	0	2	2	3	1	2	1	1	2	1	2	1	3	3	1	1	3	2	1	19	16	0.543
October	2	1	2	2	0	3	2	2	3	2	0	3	1	3	0	3	2	2	2	2	14	23	0.378
November	3	2	2	1	2	2	3	1	2	2	1	4	0	4	2	2	1	2	2	2	18	22	0.450
December	2	2	3	2	4	1	2	3	2	1	1	3	0	4	2	3	2	3	2	2	20	24	0.455
January	1	0	0	0	0	0	0	0	1	0	0	1	0	0	0	0	0	0	1	0	3	1	0.750
<b>vs. AFC</b>	8	4	7	5	5	7	8	4	6	6	1	11	2	10	6	6	5	7	7	5	55	65	0.458
South	5	1	3	3	3	3	5	1	2	4	1	5	1	5	2	4	1	5	3	3	26	34	0.433
East	1	0	0	1	2	2	0	1	1	0	0	4	0	1	1	0	3	1	1	0	9	10	0.474
West	1	0	3	1	0	1	0	1	2	2	0	1	1	0	2	2	0	1	1	0	10	9	0.526
North	1	3	1	0	0	1	3	1	1	0	0	1	0	4	1	0	1	0	2	2	10	12	0.455
<b>vs. NFC</b>	3	1	2	2	4	0	1	3	3	1	2	2	0	4	1	3	1	3	2	2	19	21	0.475
South	0	0	2	2	0	0	0	0	0	0	2	2	0	0	0	0	0	0	2	2	6	6	0.500
East	0	0	0	0	4	0	0	0	0	0	0	0	0	4	0	0	0	0	0	0	4	4	0.500
North	3	1	0	0	0	0	0	0	3	1	0	0	0	0	0	0	1	3	0	0	7	5	0.583
West	0	0	0	0	0	0	1	3	0	0	0	0	0	0	1	3	0	0	0	0	2	6	0.250
<b>Playing Conditions</b>																							
On grass	8	4	6	7	7	4	8	6	8	5	2	9	2	11	6	7	5	8	8	5	60	66	0.476
On synthetic grass	3	1	3	0	2	3	1	1	1	2	1	4	0	3	1	2	1	2	1	2	14	20	0.412
Outdoors	9	5	7	7	9	5	9	6	8	5	2	11	2	14	6	7	6	7	8	5	66	72	0.478
Indoors	2	0	2	0	0	2	0	1	1	2	1	2	0	0	1	2	0	3	1	2	8	14	0.364
Day	9	3	9	6	7	5	8	6	8	7	3	12	2	12	7	8	4	10	9	7	66	76	0.465
Night	2	2	0	1	2	2	1	1	1	0	0	1	0	2	0	1	2	0	0	0	8	10	0.444
Temp. 85 or higher	0	0	0	1	1	1	1	1	1	1	0	0	0	0	0	0	0	1	0	1	3	6	0.333
Temp. 32 or lower	0	1	0	0	0	0	1	0	1	0	0	0	0	1	0	1	0	1	0	0	2	4	0.333
<b>In white jerseys</b>	7	1	4	5	5	4	2	4	3	6	1	6	2	13	5	3	2	6	5	3	36	51	0.414
<b>In navy jerseys</b>	3	2	3	1	3	2	6	1	4	1	2	6	0	1	0	2	-	-	-	-	21	16	0.568
<b>In light blue jerseys</b>	1	2	2	1	1	1	1	2	2	0	0	1	0	0	2	4	4	4	4	4	17	19	0.472
<b>Following a win</b>	6	4	4	4	6	3	5	3	3	5	0	3	0	2	2	4	1	4	4	4	31	36	0.463
<b>Following a loss</b>	4	1	4	3	3	3	4	3	6	1	2	10	1	12	4	5	5	5	5	2	38	45	0.458
<b>Win coin toss</b>	2	3	6	3	4	0	4	4	6	5	2	5	2	10	4	3	3	7	6	5	39	45	0.464
<b>Lose coin toss</b>	9	2	3	4	5	7	5	3	3	2	1	8	0	4	3	6	3	3	3	2	35	41	0.461
<b>Titans score on 1st drive</b>	7	1	3	0	5	3	5	1	3	2	1	3	0	2	4	4	3	5	3	1	34	22	0.607
<b>Opp. scores on 1st drive</b>	1	4	6	2	3	4	3	4	2	6	1	6	1	6	3	4	5	4	1	4	26	44	0.371
<b>Titans score first</b>	10	1	3	1	6	3	7	1	6	3	2	5	0	5	3	4	4	4	5	2	46	29	0.613
<b>Opponent scores first</b>	1	4	6	6	3	4	2	6	3	4	1	8	2	9	4	5	2	6	4	5	28	57	0.329
<b>Lead after 1 quarter</b>	7	1	2	1	7	2	5	0	6	1	2	2	0	5	2	4	2	0	6	1	39	17	0.696
<b>Tied after 1 quarter</b>	2	0	5	3	0	0	3	2	1	0	0	3	1	1	1	1	2	2	1	0	16	12	0.571
<b>Trail after 1 quarter</b>	2	4	2	3	2	5	1	5	2	6	1	8	1	8	4	4	2	8	2	6	19	57	0.250
<b>Lead at half</b>	8	1	5	1	4	0	6	1	7	1	2	2	2	5	2	4	6	2	7	2	49	19	0.721
<b>Tied at half</b>	1	0	3	0	2	0	1	1	0	0	0	1	0	1	2	1	0	0	2	0	11	4	0.733
<b>Trail at half</b>	2	4	1	6	3	7	2	5	2	6	1	10	0	8	3	4	0	8	0	5	14	63	0.182

	2020		2019		2018		2017		2016		2015		2014		2013		2012		2011		10-YR. TOTAL		
	W	L	W	L	W	L	W	L	W	L	W	L	W	L	W	L	W	L	W	L	W	L	Pct.
Lead after 3 quarters	8	0	5	1	6	0	6	1	7	0	2	3	2	3	4	0	5	1	7	2	52	11	0.825
Tied after 3 quarters	1	0	2	1	0	0	1	2	0	0	0	0	0	0	1	1	0	0	0	0	5	4	0.556
Trail after 3 quarters	2	5	2	5	3	7	2	4	2	7	1	10	0	11	2	8	1	9	2	5	17	71	0.193
Outcome 7 points or less	7	2	3	3	4	3	6	4	6	3	2	6	1	4	6	5	4	3	5	4	44	37	0.543
Outcome 3 points or less	4	1	2	2	3	2	2	1	4	0	1	4	1	3	1	3	3	0	2	1	23	17	0.575
In Overtime	2	0	0	0	1	0	1	0	0	0	1	0	0	0	0	2	1	1	0	0	6	3	0.667
Score 20 or more points	10	3	9	3	7	1	7	2	6	3	3	3	1	4	5	5	5	2	8	0	61	26	0.701
Allow 20 or fewer points	4	0	6	4	7	2	7	2	5	1	1	4	2	2	6	1	3	1	8	1	49	18	0.731
Outgain opponent	7	1	4	4	6	1	5	1	5	3	3	4	1	3	5	4	3	4	5	2	44	27	0.620
Even yardage	0	0	0	0	0	0	0	0	0	0	0	0	0	0	1	0	0	0	0	0	1	0	0.000
Out-rush opponent	9	2	8	3	5	1	8	1	8	4	3	4	1	2	6	2	4	2	5	0	57	21	0.731
Out-pass opponent	4	1	2	3	3	2	2	3	2	3	2	5	1	6	3	5	1	4	5	3	25	35	0.417
+ Turnover Margin	7	1	5	3	4	1	4	0	5	2	2	1	2	1	5	1	4	1	5	0	43	11	0.796
Even turnover margin	3	1	3	0	5	0	4	3	2	1	0	5	0	3	2	1	1	3	3	4	23	21	0.523
- Turnover margin	1	3	1	4	0	6	1	4	2	4	1	7	0	10	0	7	1	6	1	3	8	54	0.129
Titans 300+ yards	10	2	7	4	6	3	5	4	7	6	3	3	1	9	6	5	3	6	9	4	57	46	0.553
Titans -300 yards	1	3	2	3	3	4	4	3	2	1	0	10	1	5	1	4	3	4	0	3	17	40	0.298
Titans 30+ rushes	10	1	5	0	6	1	6	0	5	1	2	1	1	1	5	2	3	0	4	0	47	7	0.870
Titans -30 rushes	1	4	4	7	3	6	3	7	4	6	1	12	1	13	2	7	3	10	5	7	27	79	0.255
Time of poss. 30:00 +	7	0	1	2	6	2	6	1	7	4	3	6	1	4	6	4	2	2	6	1	45	26	0.634
Time of poss. - 30:00	4	5	8	5	3	5	3	6	2	3	0	7	1	10	1	5	4	8	3	6	29	60	0.326
Have 100-yard rusher	8	2	6	0	2	0	3	0	3	2	1	0	0	0	2	0	3	2	4	0	32	6	0.842
(D. Henry)	8	2	6	0	2	0	2	0	0	0	-	-	-	-	-	-	-	-	-	-	18	2	0.900
(C. Johnson)	-	-	-	-	-	-	-	-	-	-	-	-	-	-	2	0	3	2	4	0	9	2	0.818
(M. Mariota)	-	-	0	0	0	0	0	0	0	0	1	0	-	-	-	-	-	-	-	-	1	0	1.000
(D. Murray)	-	-	-	-	-	1	0	3	2	-	-	-	-	-	-	-	-	-	-	-	4	2	0.667
Have 100-yard receiver	8	3	4	1	3	1	0	1	4	1	2	2	0	4	4	2	1	1	3	4	29	20	0.592
(K. Britt)	-	-	-	-	-	-	-	-	-	-	-	-	-	-	0	0	0	1	1	1	1	2	0.333
(A. Brown)	3	1	4	1	-	-	-	-	-	-	-	-	-	-	-	-	-	-	-	-	7	2	0.778
(J. Cook)	-	-	-	-	-	-	-	-	-	-	-	-	-	-	-	-	0	0	1	1	1	1	0.500
(C. Davis)	3	2	0	0	2	0	0	0	-	-	-	-	-	-	-	-	-	-	-	-	5	2	0.714
(A. Firkser)	1	0	0	0	0	0	-	-	-	-	-	-	-	-	-	-	-	-	-	-	1	0	1.000
(D. Green-Beckham)	-	-	-	-	-	-	-	-	-	-	1	1	-	-	-	-	-	-	-	-	1	1	0.500
(J. Hunter)	-	-	-	-	-	-	-	-	-	-	0	0	0	0	1	1	-	-	-	-	1	1	0.500
(R. Matthews)	-	-	-	-	0	0	0	1	2	1	-	-	-	-	-	-	-	-	-	-	2	2	0.500
(K. Raymond)	1	0	0	0	-	-	-	-	-	-	-	-	-	-	-	-	-	-	-	-	1	0	1.000
(T. Sharpe)	-	-	0	0	0	1	0	0	0	0	-	-	-	-	-	-	-	-	-	-	0	1	0.000
(T. Taylor)	-	-	-	-	1	0	0	0	-	-	-	-	-	-	-	-	-	-	-	-	1	0	1.000
(D. Walker)	-	-	0	0	0	0	0	0	1	0	0	1	0	2	0	0	-	-	-	-	1	3	0.250
(N. Washington)	-	-	-	-	-	-	-	-	-	-	-	-	0	1	3	0	1	0	0	2	4	3	0.571
(D. Williams)	-	-	-	-	-	-	-	-	-	-	-	-	-	-	0	0	0	0	1	0	1	0	1.000
(K. Wright)	-	-	-	-	-	-	-	1	0	1	0	0	1	1	1	1	0	0	-	-	3	2	0.600
Have 300-yard passer	2	1	2	2	1	1	1	1	0	1	1	1	0	1	1	2	1	1	3	0	12	11	0.522
(R. Fitzpatrick)	-	-	-	-	-	-	-	-	-	-	-	-	-	-	1	1	-	-	-	-	1	1	0.500
(M. Hasselbeck)	-	-	-	-	-	-	-	-	-	-	-	-	-	-	0	0	0	0	3	0	3	0	1.000
(J. Locker)	-	-	-	-	-	-	-	-	-	-	-	-	0	0	0	1	1	1	0	0	1	2	0.333
(M. Mariota)	-	-	0	1	1	1	1	1	0	1	1	1	-	-	-	-	-	-	-	-	3	5	0.375
(R. Tannehill)	2	1	2	1	-	-	-	-	-	-	-	-	-	-	-	-	-	-	-	-	4	2	0.667
(Z. Mettenberger)	-	-	-	-	-	-	-	-	-	-	0	0	0	1	-	-	-	-	-	-	0	1	0.000
Oppon. 100-yard rusher	2	1	0	2	1	2	0	1	0	1	0	3	0	7	1	1	1	2	2	4	7	24	0.226
Oppon. 100-yard receiver	5	2	5	3	3	3	2	4	5	4	2	5	1	6	0	3	3	5	0	3	26	38	0.406
Oppon. 300-yard passer	4	2	5	0	2	1	2	2	5	2	2	1	1	3	0	1	1	1	1	2	23	15	0.605

## 2020 TENNESSEE TITANS SUPERLATIVES

### TITANS

LONGEST RUN FROM SCRIMMAGE:	94t	by Derrick Henry vs. Houston, 10/18
LONGEST PASS COMPLETION:	75t	by Ryan Tannehill to Corey Davis vs. Detroit, 12/20
LONGEST PUNT RETURN:	40	by Kalif Raymond vs. Buffalo, 10/13
LONGEST KICKOFF RETURN:	42t	by A.J. Brown at Indianapolis, 11/29
LONGEST INTERCEPTION RETURN:	68	by Malcolm Butler vs. Buffalo, 10/13
LONGEST PUNT:	66	by Brett Kern at Denver, 9/14
LONGEST FIELD GOAL:	55	by Stephen Gostkowski at Minnesota, 9/27
MOST RUSHING ATTEMPTS:	34	by Derrick Henry at Houston, 1/3
MOST YARDS RUSHING:	250	by Derrick Henry at Houston, 1/3
MOST PASSES ATTEMPTED:	45	by Ryan Tannehill vs. Cleveland, 12/6
MOST YARDS PASSING:	389	by Ryan Tannehill vs. Cleveland, 12/6
MOST PASSES CAUGHT:	11	by Corey Davis vs. Cleveland, 12/6
MOST YARDS ON RECEPTIONS:	182	by Corey Davis vs. Cleveland, 12/6
MOST TOUCHDOWN PASSES:	4	Twice, last by Ryan Tannehill vs. Houston, 10/18
MOST INTERCEPTIONS THROWN:	2	by Ryan Tannehill at Green Bay, 12/27
MOST RUSHING TOUCHDOWNS:	3	by Derrick Henry at Indianapolis, 11/29
MOST TOUCHDOWN RECEPTIONS:	2	Three times, last by A.J. Brown vs. Houston, 10/18

### OPPONENTS

LONGEST RUN FROM SCRIMMAGE:	59	by Aaron Jones at Green Bay, 12/27
LONGEST PASS COMPLETION:	75t	by Baker Mayfield to Donovan Peoples-Jones vs. Cleveland, 12/6
LONGEST PUNT RETURN:	57	by Ray-Ray McCloud vs. Pittsburgh, 10/25
LONGEST KICKOFF RETURN:	49	by Brandon Wilson at Cincinnati, 11/1
LONGEST INTERCEPTION RETURN:	25	by Tyus Bowser at Baltimore, 11/22
LONGEST PUNT:	71	by Corey Bojorquez vs. Buffalo, 10/13
LONGEST FIELD GOAL:	53	Twice, last by Matt Prater vs. Detroit, 12/20
MOST RUSHING ATTEMPTS:	22	by Dalvin Cook at Minnesota, 9/27
MOST YARDS RUSHING:	181	by Dalvin Cook at Minnesota, 9/27
MOST PASSES ATTEMPTED:	52	by Nick Foles vs. Chicago, 11/8
MOST YARDS PASSING:	365	by Deshaun Watson at Houston, 1/3
MOST PASSES CAUGHT:	11	Twice, last by Brandin Cooks at Houston, 1/3
MOST YARDS ON RECEPTIONS:	175	by Justin Jefferson at Minnesota, 9/27
MOST TOUCHDOWN PASSES:	4	Three times, last by Aaron Rodgers at Green Bay, 12/27
MOST INTERCEPTIONS THROWN:	3	by Ben Roethlisberger vs. Pittsburgh, 10/25
MOST RUSHING TOUCHDOWNS:	2	Three times, last by AJ Dillon at Green Bay, 12/27
MOST TOUCHDOWN RECEPTIONS:	3	by Davante Adams at Green Bay, 12/27

### TITANS HIGHS AND LOWS

	<u>HIGH</u>		<u>LOW</u>	
POINTS:	46	vs. Detroit, 12/20	14	at Green Bay, 12/27
FIRST DOWNS:	31	vs. Houston, 10/18	11	vs. Chicago, 11/8
NET RUSHING YARDS:	288	at Houston, 1/3	62	vs. Cleveland, 12/6
NET PASSING YARDS:	369	vs. Cleveland, 12/6	104	at Green Bay, 12/27
TOTAL OFFENSE:	607	vs. Houston, 10/18	228	vs. Chicago, 11/8
TOTAL PLAYS:	78	at Denver, 9/14	55	Twice, last at Green Bay, 12/27
RUSHING ATTEMPTS:	45	at Indianapolis, 11/29	18	vs. Cleveland, 12/6
PASSING ATTEMPTS:	45	vs. Cleveland, 12/6	21	vs. Chicago, 11/8
PASSES COMPLETED:	30	vs. Houston, 10/18	10	vs. Chicago, 11/8
PASSES HAD INT.:	2	at Green Bay, 12/27	0	10 times, last at Houston, 1/3
FUMBLES LOST:	2	vs. Cleveland, 12/6	0	12 times, last at Green Bay, 12/27
NUMBER OF PENALTIES:	9	at Indianapolis, 11/29	3	Three times, last at Green Bay, 12/27
YARDS PENALIZED:	78	at Jacksonville, 12/13	15	at Green Bay, 12/27
TIME OF POSSESSION:	35:33	at Indianapolis, 11/29	23:14	vs. Cleveland, 12/6

## OPPONENTS HIGHS AND LOWS

	<u>HIGH</u>		<u>LOW</u>
POINTS:	41	vs. Cleveland, 12/6	10
FIRST DOWNS:	30	vs. Jacksonville, 9/20	19
NET RUSHING YARDS:	234	at Green Bay, 12/27	56
NET PASSING YARDS:	361	at Houston, 1/3	177
TOTAL OFFENSE:	480	vs. Jacksonville, 9/20	306
TOTAL PLAYS:	75	vs. Chicago, 11/8	59
RUSHING ATTEMPTS:	37	at Green Bay, 12/27	15
PASSING ATTEMPTS:	54	at Jacksonville, 12/13	25
PASSES COMPLETED:	36	vs. Chicago, 11/8	16
PASSES HAD INT.:	3	vs. Pittsburgh, 10/25	0
FUMBLES LOST:	2	Twice, last vs. Detroit, 12/20	0
NUMBER OF PENALTIES:	13	vs. Cleveland, 12/6	0
YARDS PENALIZED:	92	vs. Cleveland, 12/6	0
TIME OF POSSESSION:	36:46	vs. Cleveland, 12/6	24:27
			at Jacksonville, 12/13
			at Denver, 9/14
			Twice, last at Indianapolis, 11/29
			at Baltimore, 11/22
			at Baltimore, 11/22
			at Denver, 9/14
			at Jacksonville, 12/13
			at Green Bay, 12/27
			at Minnesota, 9/27
			Six times, last vs. Cleveland, 12/6
			10 times, last at Houston, 1/3
			at Green Bay, 12/27
			at Green Bay, 12/27
			at Indianapolis, 11/29

## TURNOVER ANALYSIS

### PLUS-MINUS TURNOVER RATIO

	<u>Takeaways</u>	<u>Turnovers</u>	<u>Ratio</u>
1 <sup>st</sup> Half	7	7	0
1 <sup>st</sup> quarter	4	2	+2
2 <sup>nd</sup> quarter	3	5	-2
2 <sup>nd</sup> Half	16	5	+11
3 <sup>rd</sup> quarter	8	3	+5
4 <sup>th</sup> quarter	8	2	+6
Overtime	0	0	0
<b>Totals</b>	<b>23</b>	<b>12</b>	<b>+11</b>

### GAME-BY-GAME TURNOVER RATIO

<u>Date</u>	<u>Opponent</u>	<u>Takeaways</u>	<u>Turnovers</u>	<u>Ratio</u>	<u>Result</u>
9/14	at Denver	1	0	+1	W
9/20	vs. Jacksonville	2	0	+2	W
9/27	at Minnesota	3	1	+2	W
10/13	vs. Buffalo	3	0	+3	W
10/18	vs. Houston	0	2	-2	W
10/25	vs. Pittsburgh	3	0	+3	L
11/1	at Cincinnati	0	1	-1	L
11/8	vs. Chicago	2	0	+2	W
11/12	vs. Indianapolis	0	0	0	L
11/22	at Baltimore	1	1	0	W
11/29	at Indianapolis	1	0	+1	W
12/6	vs. Cleveland	1	3	-2	L
12/13	at Jacksonville	1	1	0	W
12/20	vs. Detroit	3	0	+3	W
12/27	at Green Bay	1	2	-1	L
1/3	at Houston	1	1	0	W



## FUMBLES

<u>Player</u>	<u>Fumbles</u>	<u>Lost</u>
Ryan Tannehill	6	1
Derrick Henry	3	2
A.J. Brown	2	1
Corey Davis	1	1
Cameron Batson	1	0
Beau Brinkley	1	0
Jamil Douglas	1	0
<b>TOTALS</b>	<b>15</b>	<b>5</b>
OPPONENTS	21	8

## **LONGEST 2020 SCORING DRIVES**

Most Plays:	Titans	19	at Houston, 1/3, 75 yards, 8:32, TD
	Opponent	16	vs. Pittsburgh, 10/25, 75 yards, 9:18, TD
Most Yards:	Titans	94	vs. Houston, 10/18, 1 play, :14, TD
	Opponent	94	at Indianapolis, 11/29, 11 plays, 3:21, TD
Most Time:	Titans	8:32	at Houston, 1/3, 19 plays, 75 yards, TD
	Opponent	9:18	vs. Pittsburgh, 10/25, 16 plays, 75 yards, TD

## **BIG PLAYS (30 OR MORE YARDS FROM SCRIMMAGE)**

### **TITANS BIG PLAYS**

1. 63 -yard pass from Ryan Tannehill to Jonnu Smith vs. Jacksonville, 9/20
2. 44 -yard pass from Ryan Tannehill to Kalif Raymond at Minnesota, 9/27
3. 38 -yard pass from Ryan Tannehill to Corey Davis at Minnesota, 9/27
4. 61 -yard pass from Ryan Tannehill to Kalif Raymond at Minnesota, 9/27
5. 34 -yard run by Derrick Henry vs. Houston, 10/18
6. 45 -yard pass from Ryan Tannehill to Anthony Firkser vs. Houston, 10/18
7. 94 -yard touchdown run by Derrick Henry vs. Houston, 10/18
8. 53 -yard pass from Ryan Tannehill to Derrick Henry vs. Houston, 10/18
9. 73 -yard touchdown pass from Ryan Tannehill to A.J. Brown vs. Pittsburgh, 10/25
10. 38 -yard pass from Ryan Tannehill to A.J. Brown vs. Chicago, 11/8
11. 40 -yard touchdown pass from Ryan Tannehill to A.J. Brown vs. Chicago, 11/8
12. 30 -yard pass from Ryan Tannehill to Jonnu Smith vs. Chicago, 11/8
13. 50 -yard pass from Ryan Tannehill to Corey Davis at Baltimore, 11/22
14. 69 -yard touchdown pass from Ryan Tannehill to A.J. Brown at Indianapolis, 11/29
15. 31 -yard run by Derrick Henry at Indianapolis, 11/29
16. 37 -yard pass from Ryan Tannehill to Corey Davis at Indianapolis, 11/29
17. 40 -yard pass from Ryan Tannehill to A.J. Brown vs. Cleveland, 12/6
18. 43 -yard pass from Ryan Tannehill to Corey Davis vs. Cleveland, 12/6
19. 37 -yard touchdown pass from Ryan Tannehill to A.J. Brown at Jacksonville, 12/13
20. 36 -yard touchdown run by Derrick Henry at Jacksonville, 12/13
21. 47 -yard run by Derrick Henry at Jacksonville, 12/13
22. 75 -yard touchdown pass from Ryan Tannehill to Corey Davis vs. Detroit, 12/20
23. 33 -yard run by Derrick Henry vs. Detroit, 12/20
24. 45 -yard touchdown run by Ryan Tannehill at Green Bay, 12/27
25. 52 -yard touchdown run by Derrick Henry at Houston, 1/3
26. 45 -yard run by Derrick Henry at Houston, 1/3
27. 52 -yard pass from Ryan Tannehill to A.J. Brown at Houston, 1/3

## **OPPONENTS BIG PLAYS**

1. 31 -yard pass from Drew Lock to Noah Fant at Denver, 9/14
2. 45 -yard pass from Gardner Minshew II to DJ Chark Jr. vs. Jacksonville, 9/20
3. 39 -yard run by James Robinson vs. Jacksonville, 9/20
4. 39 -yard touchdown run by Dalvin Cook at Minnesota, 9/27
5. 31 -yard pass from Kirk Cousins to Justin Jefferson at Minnesota, 9/27
6. 33 -yard pass from Kirk Cousins to Justin Jefferson at Minnesota, 9/27
7. 39 -yard run by Dalvin Cook at Minnesota, 9/27
8. 71 -yard touchdown pass from Kirk Cousins to Justin Jefferson at Minnesota, 9/27
9. 34 -yard run by T.J. Yeldon vs. Buffalo, 10/13
10. 35 -yard pass from Deshaun Watson to Darren Fells vs. Houston, 10/18
11. 53 -yard touchdown pass from Deshaun Watson to Will Fuller V vs. Houston, 10/18
12. 34 -yard pass from Nick Foles to Anthony Miller vs. Chicago, 11/8
13. 30 -yard pass from Philip Rivers to Michael Pittman Jr. vs. Indianapolis, 11/12
14. 40 -yard pass from Philip Rivers to Michael Pittman Jr. vs. Indianapolis, 11/12
15. 30 -yard pass from Lamar Jackson to Mark Andrews at Baltimore, 11/22
16. 31 -yard touchdown pass from Lamar Jackson to Mark Andrews at Baltimore, 11/22
17. 50 -yard pass from Philip Rivers to T.Y. Hilton at Indianapolis, 11/29
18. 35 -yard pass from Baker Mayfield to Rashard Higgins vs. Cleveland, 12/6
19. 75 -yard touchdown pass from Baker Mayfield to Donovan Peoples-Jones vs. Cleveland, 12/6
20. 47 -yard run by James Robinson at Jacksonville, 12/13
21. 44 -yard pass from Matthew Stafford to Hunter Bryant vs. Detroit, 12/20
22. 39 -yard pass from Matthew Stafford to Marvin Jones Jr. vs. Detroit, 12/20
23. 36 -yard pass from Matthew Stafford to Quintez Cephus vs. Detroit, 12/20
24. 59 -yard run by Aaron Jones at Green Bay, 12/27
25. 30 -yard touchdown run by AJ Dillon at Green Bay, 12/27
26. 32 -yard pass from Aaron Rodgers to Davante Adams at Green Bay, 12/27
27. 42 -yard pass from Deshaun Watson to Keke Coutee at Houston, 1/3
28. 38 -yard touchdown pass from Deshaun Watson to Brandin Cooks at Houston, 1/3
29. 32 -yard pass from Deshaun Watson to David Johnson at Houston, 1/3

## **INACTIVE PLAYERS**

<b>Date</b>	<b>Opponent</b>	<b>Inactive Players</b>
9/14	at Denver	Beasley Jr., Douglas, D. Evans, Murchison, Roberson, Swaim, Westbrook-Ikhine
9/20	vs. Jacksonville	Beasley Jr., A. Brown, Douglas, D. Evans, Mack, Roberson, Swaim
9/27	at Minnesota	Brewer, A. Brown, Dickerson, C. Jackson, Roberson, Swaim
10/13	vs. Buffalo	Correa, Fulton, Munyer, Roberson
10/18	vs. Houston	Compton, Dickerson, C. Jackson, Munyer, Wilson
10/25	vs. Pittsburgh	Dickerson, Kalu, Long Jr., Munyer, Roberson, Wilson
11/1	at Cincinnati	Cruikshank, Dickerson, Munyer, Roberson, T. Smith, Swaim, Wilson
11/8	vs. Chicago	Clowney, Dickerson, Humphries, Orr, Swaim, Wilson
11/12	vs. Indianapolis	Allen, Dickerson, Humphries, A. Jackson, Orzech, Pruitt, Wilson
11/22	at Baltimore	Humphries, A. Jackson, Murchison, Orzech, Pruitt, Saffold, Vaccaro
11/29	at Indianapolis	Humphries, A. Jackson, Murchison, Orzech, Pruitt
12/6	vs. Cleveland	A. Jackson, Murchison, J. Smith, Westbrook-Ikhine
12/13	at Jacksonville	D. Evans, Foreman, A. Jackson, Ray, Vaccaro
12/20	vs. Detroit	Foreman, Fulton, Munyer, Murchison, Reed, Swaim, Vaccaro
12/27	at Green Bay	Foreman, Fulton, Murchison, Orr, Perry, Roberson
1/3	at Houston	Foreman, C. Jackson, Orr, Perry, Roberson

## DRIVE ENGINEERING TITANS

QB	Game	Drives Started	Drives Ended By . . .									Points Yield	Points/ Drive	Drive Eff.
			TD	FG	FGA	PNT	DWN	TRN	SAF	GM	HLF			
Tannehill	9/14 at DEN	10	2	1	4	4	0	0	0	0	0	16	1.6	30.0%
	9/20 JAX	10	4	2	2	3	0	0	0	1	0	33	3.3	60.0%
	9/27 at MIN	13	2	6	6	3	0	1	0	1	0	31	2.4	61.5%
	10/13 BUF	9	6	0	0	3	0	0	0	0	0	42	4.7	66.7%
	10/18 HOU	11	6	0	2	1	0	2	0	0	0	42	3.8	54.5%
	10/25 PIT	10	3	1	2	4	1	0	0	0	0	24	2.4	40.0%
	11/1 at CIN	9	3	0	1	2	0	1	0	1	1	20	2.2	33.3%
	11/8 CHI	12	2	1	1	8	0	0	0	1	0	17	1.4	25.0%
	11/12 IND	8	2	1	2	3	1	0	0	0	0	17	2.1	37.5%
	11/22 at BAL	10	3	3	3	2	0	1	0	0	1	30	3.0	60.0%
	11/29 at IND	11	6	1	1	4	0	0	0	0	0	45	4.1	63.6%
	12/6 CLE	12	5	0	0	3	1	3	0	0	0	35	2.9	41.7%
	12/13 at JAX	10	4	1	1	3	1	1	0	0	0	31	3.1	50.0%
12/20 DET	9	6	1	1	1	0	0	1	0	0	46	5.1	77.8%	
12/27 at GB	8	2	0	0	3	1	2	0	0	0	14	1.8	25.0%	
1/3 at HOU	11	5	2	2	1	1	1	0	0	1	41	3.7	63.6%	
<b>TANNEHILL TOTALS</b>		<b>163</b>	<b>61</b>	<b>20</b>	<b>28</b>	<b>48</b>	<b>6</b>	<b>12</b>	<b>1</b>	<b>4</b>	<b>3</b>	<b>484</b>	<b>3.0</b>	<b>49.7%</b>
Woodside	11/12 IND	1	0	0	0	0	0	0	0	1	0	0	0.0	0.0%
	11/29 at IND	1	0	0	0	0	0	0	0	1	0	0	0.0	0.0%
	12/13 at JAX	1	0	0	0	1	0	0	0	0	0	0	0.0	0.0%
	12/20 DET	1	0	0	0	0	0	0	0	1	0	0	0.0	0.0%
	12/27 at GB	1	0	0	0	1	0	0	0	0	0	0	0.0	0.0%
<b>WOODSIDE TOTALS</b>		<b>5</b>	<b>0</b>	<b>0</b>	<b>0</b>	<b>2</b>	<b>0</b>	<b>0</b>	<b>0</b>	<b>3</b>	<b>0</b>	<b>0</b>	<b>0.0</b>	<b>0.0%</b>
<b>TEAM TOTALS</b>		<b>168</b>	<b>61</b>	<b>20</b>	<b>28</b>	<b>50</b>	<b>6</b>	<b>12</b>	<b>1</b>	<b>7</b>	<b>3</b>	<b>484</b>	<b>2.9</b>	<b>48.2%</b>

## OPPONENTS

QB	Game	Drives Started	Drives Ended By . . .									Points Yield	Points/ Drive	Drive Eff.
			TD	FG	FGA	PNT	DWN	TRN	SAF	GM	HLF			
Lock	9/14 at DEN	11	2	0	0	5	1	1	0	1	1	14	1.3	18.2%
Minshew II	9/20 JAX	9	4	1	1	2	0	2	0	0	0	30	3.3	55.6%
Cousins	9/27 at MIN	13	4	1	2	3	0	3	0	0	1	30	2.3	38.5%
Allen/Barkley	10/13 BUF	10	2	1	1	2	0	3	0	1	1	16	1.6	30.0%
Watson	10/18 HOU	11	5	1	1	4	0	0	0	0	1	36	3.3	54.5%
Roethlisberger	10/25 PIT	11	3	2	2	2	0	3	0	1	0	27	2.5	45.5%
Burrow	11/1 at CIN	8	4	1	1	3	0	0	0	0	0	31	3.9	62.5%
Foles	11/8 CHI	13	2	1	1	6	1	2	0	0	1	17	1.3	23.1%
Rivers	11/12 IND	8	3	2	2	1	2	0	0	0	0	27	3.4	62.5%
Jackson	11/22 at BAL	10	2	3	3	3	0	1	0	0	1	24	2.4	50.0%
Rivers/Brissett	11/29 at IND	12	4	0	0	5	1	1	0	0	1	26	2.2	33.3%
Mayfield	12/6 CLE	12	5	2	2	3	0	1	0	1	0	41	3.4	58.3%
Glennon/Minshew II	12/13 at JAX	11	1	1	2	4	2	1	0	1	0	10	0.9	18.2%
Stafford/Daniel	12/20 DET	9	3	1	1	1	1	3	0	0	0	23	2.6	44.4%
Rodgers/Boyle	12/27 at GB	10	6	0	0	0	1	1	0	1	1	40	4.0	60.0%
Watson	1/3 at HOU	10	4	4	4	1	0	1	0	0	0	38	3.8	80.0%
<b>OPPONENTS TOTALS</b>		<b>168</b>	<b>54</b>	<b>21</b>	<b>23</b>	<b>45</b>	<b>9</b>	<b>23</b>	<b>0</b>	<b>6</b>	<b>8</b>	<b>430</b>	<b>2.6</b>	<b>44.6%</b>

# THIRD DOWN EFFICIENCY

## TITANS

		THIRD DOWN AND ...																						
Game		1		2		3		4		5		6		7		8		9		10+		TOTAL		PCT.
		Made	Att.	Made	Att.	Made	Att.	Made	Att.	Made	Att.	Made	Att.	Made	Att.	Made	Att.	Made	Att.	Made	Att.	Made	Att.	
9/14	at DEN	3	6	1	1	1	1	0	1	2	3	0	0	0	1	0	0	0	0	0	3	7	16	43.8
9/20	JAX	0	1	0	0	2	2	2	2	1	1	1	1	0	0	0	1	1	2	0	1	7	11	63.6
9/27	at MIN	1	1	1	1	0	2	1	1	0	2	0	0	0	0	0	0	0	1	0	5	3	13	23.1
10/13	BUF	0	0	2	2	0	1	3	4	0	1	0	0	0	1	0	0	0	0	1	1	6	10	60.0
10/18	HOU	1	1	0	0	0	0	0	0	2	2	0	0	1	1	0	0	0	1	2	5	6	10	60.0
10/25	PIT	1	2	1	1	0	0	1	1	0	1	0	1	0	0	0	1	1	1	1	5	5	13	38.5
11/1	at CIN	2	3	0	0	1	1	0	0	1	1	1	1	0	0	0	2	0	0	0	1	5	9	55.6
11/8	CHI	0	0	2	2	1	1	1	2	0	0	1	2	1	2	0	1	0	2	0	3	6	15	40.0
11/12	IND	1	2	2	2	0	1	0	0	0	0	0	0	0	0	0	1	0	2	0	2	3	10	30.0
11/22	at BAL	1	1	0	1	0	0	1	2	0	0	0	0	0	2	0	1	0	0	3	5	5	12	41.7
11/29	at IND	4	4	0	1	0	1	0	2	0	0	0	0	0	0	0	1	0	1	1	2	5	12	41.7
12/6	CLE	1	2	0	1	0	1	0	0	1	2	0	0	0	1	0	0	0	1	0	2	2	10	20.0
12/13	at JAX	2	2	0	1	0	0	0	0	0	1	0	0	1	1	0	0	0	0	0	4	3	9	33.3
12/20	DET	1	1	2	2	1	1	2	2	1	1	0	0	0	0	0	0	0	0	2	4	9	11	81.8
12/27	at GB	1	1	0	0	1	1	1	2	1	1	0	0	1	4	0	0	0	0	2	2	5	11	45.5
1/3	at HOU	0	0	1	1	0	0	1	1	0	0	1	1	0	0	2	3	0	0	2	4	7	10	70.0
<b>TOTALS</b>		<b>19</b>	<b>27</b>	<b>12</b>	<b>16</b>	<b>7</b>	<b>13</b>	<b>13</b>	<b>20</b>	<b>9</b>	<b>16</b>	<b>4</b>	<b>6</b>	<b>4</b>	<b>13</b>	<b>2</b>	<b>11</b>	<b>2</b>	<b>11</b>	<b>12</b>	<b>49</b>	<b>84</b>	<b>182</b>	<b>46.2</b>

	Made	Att.	Pct.
Titans third down and 1 - 4:	51	76	67.1
Titans third down and 5 - 9:	21	57	36.8
Titans third down and 10+:	12	49	24.5

## OPPONENTS

		THIRD DOWN AND ...																						
Game		1		2		3		4		5		6		7		8		9		10+		TOTAL		PCT.
		Made	Att.	Made	Att.	Made	Att.	Made	Att.	Made	Att.	Made	Att.	Made	Att.	Made	Att.	Made	Att.	Made	Att.	Made	Att.	
9/14	at DEN	1	2	1	1	0	2	0	0	0	0	0	0	0	0	2	1	1	0	1	3	9	33.3	
9/20	JAX	1	1	2	2	0	1	1	1	1	1	0	0	3	3	0	1	0	0	2	4	10	14	71.4
9/27	at MIN	1	1	0	0	3	3	0	0	0	0	0	0	0	1	0	1	0	0	0	4	4	10	40.0
10/13	BUF	3	3	1	1	1	2	0	1	0	0	1	2	2	2	2	2	0	1	3	3	13	17	76.5
10/18	HOU	0	3	1	1	1	2	1	2	1	1	0	1	1	1	0	1	1	1	1	1	7	14	50.0
10/25	PIT	4	4	1	1	3	3	0	0	0	1	0	0	2	3	0	0	0	0	3	6	13	18	72.2
11/1	at CIN	5	5	0	1	1	1	0	1	1	2	1	1	0	0	1	2	1	1	0	1	10	15	66.7
11/8	CHI	0	1	0	1	0	1	0	1	1	3	0	3	0	0	0	1	0	0	1	4	2	15	13.3
11/12	IND	1	4	2	2	0	1	1	1	0	0	0	0	0	0	0	2	0	0	0	2	4	12	33.3
11/22	at BAL	1	1	1	1	1	1	1	1	2	3	0	1	1	2	0	0	0	2	2	3	9	15	60.0
11/29	at IND	2	2	0	0	1	2	0	0	0	0	0	2	1	2	0	0	0	1	1	4	5	13	38.5
12/6	CLE	2	2	1	2	3	4	0	0	0	0	1	1	0	1	0	0	0	0	3	6	10	16	62.5
12/13	at JAX	1	1	1	1	1	1	0	2	0	2	0	0	0	0	0	0	1	2	1	5	5	14	35.7
12/20	DET	0	2	2	2	2	2	1	1	0	0	0	1	1	1	0	0	0	0	1	3	7	12	58.3
12/27	at GB	1	2	0	0	2	2	0	0	0	0	0	0	0	0	0	1	0	0	1	3	4	8	50.0
1/3	at HOU	1	1	0	1	1	1	0	0	0	3	1	1	0	1	1	1	1	1	1	3	5	12	41.7
<b>TOTALS</b>		<b>24</b>	<b>35</b>	<b>13</b>	<b>17</b>	<b>20</b>	<b>29</b>	<b>5</b>	<b>11</b>	<b>6</b>	<b>13</b>	<b>3</b>	<b>15</b>	<b>12</b>	<b>17</b>	<b>3</b>	<b>14</b>	<b>5</b>	<b>10</b>	<b>20</b>	<b>53</b>	<b>111</b>	<b>214</b>	<b>51.9</b>

	Made	Att.	Pct.
Opponents third down and 1 - 4:	62	92	67.4
Opponents third down and 5 - 9:	29	69	42.0
Opponents third down and 10+:	20	53	37.7

## INSIDE THE 20 EFFICIENCY

Game	Results	Total											Total Points	Scoring Eff.	TD Eff.		
		Succ. / Att.	TD	FG	FGA	Int	Fum	Dwn	Gm	Hlf	Punt						
<b>9/14 at DEN</b>																	
Titans:	7 6 3	3 / 3	2	1	1	0	0	0	0	0	0	0	0	16	100.0%	66.7%	
Opponents:	7 Dwn 7	2 / 3	2	0	0	0	0	0	1	0	0	0	14	66.7%	66.7%		
<b>9/20 JAX</b>																	
Titans:	7 7 7 6	4 / 4	4	0	0	0	0	0	0	0	0	0	27	100.0%	100.0%		
Opponents:	7 3 7 6 7	5 / 5	4	1	1	0	0	0	0	0	0	0	30	100.0%	80.0%		
<b>9/27 at MIN</b>																	
Titans:	3 3 7 6	4 / 4	2	2	2	0	0	0	0	0	0	0	19	100.0%	50.0%		
Opponents:	7 6	2 / 2	2	0	0	0	0	0	0	0	0	0	13	100.0%	100.0%		
<b>10/13 BUF</b>																	
Titans:	7 7 7 7 7 7	6 / 6	6	0	0	0	0	0	0	0	0	0	42	100.0%	100.0%		
Opponents:	7 6	2 / 2	2	0	0	0	0	0	0	0	0	0	13	100.0%	100.0%		
<b>10/18 HOU</b>																	
Titans:	7 7 M M 7 6	4 / 6	4	0	2	0	0	0	0	0	0	0	27	66.7%	66.7%		
Opponents:	7 7 6 6	4 / 4	4	0	0	0	0	0	0	0	0	0	26	100.0%	100.0%		
<b>10/25 PIT</b>																	
Titans:	7 7	2 / 2	2	0	0	0	0	0	0	0	0	0	14	100.0%	100.0%		
Opponents:	7 7 7 3 Int	4 / 5	3	1	1	1	0	0	0	0	0	0	24	80.0%	60.0%		
<b>11/1 at CIN</b>																	
Titans:	Int 7 7 6	3 / 4	3	0	0	1	0	0	0	0	0	0	20	75.0%	75.0%		
Opponents:	3 7 7 7 7	5 / 5	4	1	1	0	0	0	0	0	0	0	31	100.0%	80.0%		
<b>11/8 CHI</b>																	
Titans:	7	1 / 1	1	0	0	0	0	0	0	0	0	0	7	100.0%	100.0%		
Opponents:	3 7 7	3 / 3	2	1	1	0	0	0	0	0	0	0	17	100.0%	66.7%		
<b>11/12 IND</b>																	
Titans:	7 7 M Dwn	2 / 4	2	0	1	0	0	1	0	0	0	0	14	50.0%	50.0%		
Opponents:	3 7 3 Dwn 7 7	5 / 6	3	2	2	0	0	1	0	0	0	0	27	83.3%	50.0%		
<b>11/22 at BAL</b>																	
Titans:	7 3 3 3 8	5 / 5	2	3	3	0	0	0	0	0	0	0	24	100.0%	40.0%		
Opponents:	3 3 8 3	4 / 4	1	3	3	0	0	0	0	0	0	0	17	100.0%	25.0%		
<b>11/29 at IND</b>																	
Titans:	7 7 7 7 Gm	4 / 5	4	0	0	0	0	0	0	1	0	0	28	80.0%	80.0%		
Opponents:	7 7 6 6	4 / 4	4	0	0	0	0	0	0	0	0	0	26	100.0%	100.0%		
<b>12/6 CLE</b>																	
Titans:	7 8 Int 7 7	4 / 5	4	0	0	1	0	0	0	0	0	0	29	80.0%	80.0%		
Opponents:	3 7 7 7 7	5 / 5	4	1	1	0	0	0	0	0	0	0	31	100.0%	80.0%		
<b>12/13 at JAX</b>																	
Titans:	Dwn 7 7	2 / 3	2	0	0	0	0	0	1	0	0	0	14	66.7%	66.7%		
Opponents:	7 Dwn Dwn	1 / 3	1	0	0	0	0	0	2	0	0	0	7	33.3%	33.3%		
<b>12/20 DET</b>																	
Titans:	7 7 8 7 7	5 / 5	5	0	0	0	0	0	0	0	0	0	36	100.0%	100.0%		
Opponents:	7 Fum 7 7	3 / 4	3	0	0	0	1	0	0	0	0	0	21	75.0%	75.0%		
<b>12/27 at GB</b>																	
Titans:	7 Dwn	1 / 2	1	0	0	0	0	1	0	0	0	0	7	50.0%	50.0%		
Opponents:	6 7 Dwn 7 7	4 / 5	4	0	0	0	0	1	0	0	0	0	27	80.0%	80.0%		
<b>12/29 at HOU</b>																	
Titans:	7 7 7 7 3	5 / 5	4	1	1	0	0	0	0	0	0	0	31	100.0%	80.0%		
Opponents:	3 3 3 7 7	5 / 5	2	3	3	0	0	0	0	0	0	0	23	100.0%	40.0%		
<b>TOTALS</b>																	
Titans:		55 / 64	48	7	10	2	0	3	1	0	0	0	355	85.9%	75.0%		
Opponents:		58 / 65	45	13	13	1	1	5	0	0	0	0	347	89.2%	69.2%		

## GOAL-TO-GO SITUATIONS

Game	Results	Total											Total Points	Scoring Eff.	TD Eff.			
		Succ. / Att.	TD	FG	FGA	Int	Fum	Dwn	Gm	Hlf	Punt							
<b>9/14 at DEN</b>																		
Titans:	7 6	2 / 2	2	0	0	0	0	0	0	0	0	0	0	0	0	13	100.0%	100.0%
Opponents:	Dwn 7	1 / 2	1	0	0	0	0	0	1	0	0	0	0	0	0	7	50.0%	50.0%
<b>9/20 JAX</b>																		
Titans:	7	1 / 1	1	0	0	0	0	0	0	0	0	0	0	0	0	7	100.0%	100.0%
Opponents:	6	1 / 1	1	0	0	0	0	0	0	0	0	0	0	0	0	6	100.0%	100.0%
<b>9/27 at MIN</b>																		
Titans:	7 6	2 / 2	2	0	0	0	0	0	0	0	0	0	0	0	0	13	100.0%	100.0%
Opponents:	6	1 / 1	1	0	0	0	0	0	0	0	0	0	0	0	0	6	100.0%	100.0%
<b>10/13 BUF</b>																		
Titans:	7 7 7 7	4 / 4	4	0	0	0	0	0	0	0	0	0	0	0	0	28	100.0%	100.0%
Opponents:		0 / 0	0	0	0	0	0	0	0	0	0	0	0	0	0	0	-	-
<b>10/18 HOU</b>																		
Titans:	7 7 6	3 / 3	3	0	0	0	0	0	0	0	0	0	0	0	0	20	100.0%	100.0%
Opponents:	7 7 6 6	4 / 4	4	0	0	0	0	0	0	0	0	0	0	0	0	26	100.0%	100.0%
<b>10/25 PIT</b>																		
Titans:	7 7	2 / 2	2	0	0	0	0	0	0	0	0	0	0	0	0	14	100.0%	100.0%
Opponents:	7 7	2 / 2	2	0	0	0	0	0	0	0	0	0	0	0	0	14	100.0%	100.0%
<b>11/1 at CIN</b>																		
Titans:	Int 7 7	2 / 3	2	0	0	1	0	0	0	0	0	0	0	0	0	14	66.7%	66.7%
Opponents:	7 7	2 / 2	2	0	0	0	0	0	0	0	0	0	0	0	0	14	100.0%	100.0%
<b>11/8 CHI</b>																		
Titans:	7	1 / 1	1	0	0	0	0	0	0	0	0	0	0	0	0	7	100.0%	100.0%
Opponents:	3 7 7	3 / 3	2	1	1	0	0	0	0	0	0	0	0	0	0	17	100.0%	66.7%
<b>11/12 IND</b>																		
Titans:	7 7	2 / 2	2	0	0	0	0	0	0	0	0	0	0	0	0	14	100.0%	100.0%
Opponents:	Dwn 7	1 / 2	1	0	0	0	0	0	1	0	0	0	0	0	0	7	50.0%	50.0%
<b>11/22 at BAL</b>																		
Titans:	7 3	2 / 2	1	1	1	0	0	0	0	0	0	0	0	0	0	10	100.0%	50.0%
Opponents:	3	1 / 1	0	1	1	0	0	0	0	0	0	0	0	0	0	3	100.0%	0.0%
<b>11/29 at IND</b>																		
Titans:	7 7	2 / 2	2	0	0	0	0	0	0	0	0	0	0	0	0	14	100.0%	100.0%
Opponents:	7 6 6	3 / 3	3	0	0	0	0	0	0	0	0	0	0	0	0	19	100.0%	100.0%
<b>12/6 CLE</b>																		
Titans:	7	1 / 1	1	0	0	0	0	0	0	0	0	0	0	0	0	7	100.0%	100.0%
Opponents:	7 7 7	3 / 3	3	0	0	0	0	0	0	0	0	0	0	0	0	21	100.0%	100.0%
<b>12/13 at JAX</b>																		
Titans:	7 7	2 / 2	2	0	0	0	0	0	0	0	0	0	0	0	0	14	100.0%	100.0%
Opponents:	7	1 / 1	1	0	0	0	0	0	0	0	0	0	0	0	0	7	100.0%	100.0%
<b>12/20 DET</b>																		
Titans:	7 8 7 7	4 / 4	4	0	0	0	0	0	0	0	0	0	0	0	0	29	100.0%	100.0%
Opponents:	7 Fum 7 7	3 / 4	3	0	0	0	1	0	0	0	0	0	0	0	0	21	75.0%	75.0%
<b>12/27 at GB</b>																		
Titans:		0 / 0	0	0	0	0	0	0	0	0	0	0	0	0	0	0	-	-
Opponents:	6 7 7 7	4 / 4	4	0	0	0	0	0	0	0	0	0	0	0	0	27	100.0%	100.0%
<b>12/29 at HOU</b>																		
Titans:	7 7 7	3 / 3	3	0	0	0	0	0	0	0	0	0	0	0	0	21	100.0%	100.0%
Opponents:	3 7	2 / 2	1	1	1	0	0	0	0	0	0	0	0	0	0	10	100.0%	50.0%
<b>TOTALS</b>																		
Titans:		33 / 34	32	1	1	1	0	0	0	0	0	0	0	0	0	225	97.1%	94.1%
Opponents:		32 / 35	29	3	3	0	1	2	0	0	0	0	0	0	0	205	91.4%	82.9%

## TAKEAWAYS & GIVEAWAYS

### TITANS TAKEAWAYS

Game	Qtr	Scrim.	Player	Turnover	Caused by	Takeaway	at	Ret. Yds.	Results	Pts.
9/14 at DEN	2	DEN 21	M. Gordon III	Fumble	K. Byard	J. Simmons	DEN 23	0	Touchdown	7
9/20 vs. JAX	1	TEN 37	G. Minshew II	Interception		K. Fulton	TEN 26	44	Touchdown	7
9/20 vs. JAX	4	JAX 45	G. Minshew II	Interception	J. Simmons	H. Landry III	JAX 39	0	Game	0
9/27 at MIN	1	MIN 42	D. Cook	Fumble	J. Joseph	R. Evans	MIN 45	25	Field Goal	3
9/27 at MIN	3	MIN 25	K. Cousins	Interception		J. Joseph	MIN 31	5	Punt	0
9/27 at MIN	4	MIN 26	K. Cousins	Interception	K. Byard	A. Hooker	TEN 29	3	Game	0
10/13 vs. BUF	1	BUF 26	J. Allen	Interception		M. Butler	BUF 45	29	Touchdown	7
10/13 vs. BUF	3	TEN 33	J. Allen	Interception		M. Butler	TEN 20	68	Touchdown	7
10/13 vs. BUF	4	TEN 35	A. Roberts	Fumble	D. Long Jr.	K. Orr	BUF 26	8	Touchdown	7
10/25 vs. PIT	2	TEN 37	B. Roethlisberger	Interception		D. Cruikshank	TEN -8	13	Half	0
10/25 vs. PIT	3	PIT 30	B. Roethlisberger	Interception	J. Simmons	J. Brown	PIT 30	0	Field Goal	3
10/25 vs. PIT	4	TEN 19	B. Roethlisberger	Interception	J. Brown	A. Hooker	TEN -9	0	Missed FG	0
11/8 vs. CHI	3	TEN 30	D. Montgomery	Fumble	J. Simmons	D. King II	TEN 37	63	Touchdown	7
11/8 vs. CHI	4	CHI 39	A. Miller	Fumble	J. Brown	J. Simmons	CHI 43	0	Punt	0
11/22 at BAL	3	BAL 44	L. Jackson	Interception		T. Bowser	TEN 9	6	Field Goal	3
11/29 at IND	3	IND 27	P. Rivers	Interception		B. Borders	TEN 37	0	Field Goal	3
12/6 vs. CLE	4	TEN 36	B. Mayfield	Fumble	J. Crawford	K. Vaccaro	TEN 34	53	Touchdown	7
12/13 at JAX	3	JAX 28	M. Glennon	Interception		M. Butler	TEN 41	11	Touchdown	7
12/20 vs. DET	2	TEN 1	D. Swift	Fumble	D. Jones	W. Compton	TEN 3	0	Safety	0
12/20 vs. DET	3	TEN 21	T. Hockenson	Fumble	D. Roberson	J. Simmons	TEN 20	0	Punt	0
12/20 vs. DET	4	DET 41	C. Daniel	Interception		K. Byard	TEN 40	0	Game	0
12/27 at GB	4	TEN 48	A. Rodgers	Interception		M. Butler	TEN 34	3	Downs	0
1/3 at HOU	1	HOU 20	D. Watson	Interception		A. Hooker	HOU 33	2	Field Goal	3

#### Takeaway Season Totals:

Takeaways resulted in ...											
No.	TD	FG	FG Att.	Punt	Downs	Int.	Fum.	Saf.	Game	Half	Pts.
23	8	5	6	3	1	0	0	1	3	1	71

### TITANS GIVEAWAYS

Game	Qtr	Scrim.	Player	Turnover	Caused by	Takeaway	at	Ret. Yds.	Results	Pts.
9/27 at MIN	2	MIN 29	R. Tannehill	Interception		H. Smith	MIN -4	16	Touchdown	7
10/18 vs. HOU	3	TEN 25	R. Tannehill	Fumble	J. Watt	J. Martin	TEN 4	0	Touchdown	6
10/18 vs. HOU	4	TEN 25	R. Tannehill	Interception		B. Roby	HOU 31	0	Touchdown	6
11/1 at CIN	1	CIN 8	R. Tannehill	Interception		J. Bates III	CIN -4	0	Punt	0
11/22 at BAL	2	TEN 38	R. Tannehill	Interception		T. Bowser	TEN 47	25	Field Goal	3
12/6 vs. CLE	1	TEN 23	D. Henry	Fumble	S. Richardson	K. Joseph	TEN 21	0	Touchdown	7
12/6 vs. CLE	2	CLE 49	A. Brown	Fumble	M. Smith	K. Johnson	CLE 21	0	Half	0
12/6 vs. CLE	3	CLE 17	R. Tannehill	Interception		M. Stewart Jr.	CLE 9	21	Punt	0
12/13 at JAX	2	TEN 32	C. Davis	Fumble	D. Smoot	D. Costin	TEN 40	0	Field Goal	3
12/27 at GB	2	TEN 31	R. Tannehill	Interception		D. Savage	TEN 43	9	Touchdown	7
12/27 at GB	4	GB 35	R. Tannehill	Interception		C. Kirksey	GB 33	10	Interception	0
1/3 at HOU	3	TEN 25	D. Henry	Fumble	Z. Cunningham	C. Watkins	TEN 28	0	Touchdown	7

#### Giveaway Season Totals:

Giveaways resulted in ...											
No.	TD	FG	FG Att.	Punt	Downs	Int.	Fum.	Saf.	Game	Half	Pts.
12	6	2	2	2	0	1	0	0	0	1	46

## FIRST DOWNS EARNED

Total first downs earned (parentheses indicates number earned on third or fourth down)

<b>NAME</b>	<b>RUSHING</b>	<b>PASSING</b>	<b>RECEIVING</b>	<b>PENALTY</b>	<b>TOTAL</b>
Ryan Tannehill	22 (7)	202 (64)			224 (71)
Derrick Henry	98 (17)		4		102 (17)
A.J. Brown			55 (17)		55 (17)
Corey Davis			49 (13)		49 (13)
PENALTY				36 (14)	36 (14)
Jonnu Smith	1		25 (5)		26 (5)
Anthony Firkser			26 (14)		26 (14)
Adam Humphries			11 (6)		11 (6)
Cameron Batson	2 (1)		7 (4)		9 (5)
Jeremy McNichols	8 (2)				8 (2)
Kalif Raymond			7 (2)		7 (2)
D'Onta Foreman	6		1		7 ( )
Geoff Swaim			6 (1)		6 (1)
MyCole Pruitt			4		4 ( )
Darrynton Evans	2		2 (1)		4 (1)
Nick Westbrook-Ikhine			3 (1)		3 (1)
Khari Blasingame			2		2 ( )
Logan Woodside	1 (1)	1 (1)			2 (2)
Cody Hollister			1 (1)		1 (1)
Amani Hooker	1 (1)				1 (1)
Senorise Perry	1				1 ( )
<b>TITANS TOTALS</b>	<b>142 (29)</b>	<b>203 (65)</b>	<b>203 (65)</b>	<b>36 (14)</b>	<b>584 (173)</b>

**Note: One first down awarded to both passer and receiver on passes resulting in first down.**



## KICKOFF ANALYSIS

### TITANS

GOSTKOWSKI	No.	No.		Opp.	Ret.	Ret.	FC	Squib	Out of	Onside
		In EZ	TB	Ret.	Yds.	Avg.			Bounds	Rec. / Att.
9/14 at DEN	4	4	4	0	0	-	0	0	0	0 / 0
9/20 JAX	6	5	5	1	0	0.0	0	0	0	0 / 0
9/27 at MIN	9	7	7	2	47	23.5	0	0	0	0 / 0
10/13 BUF	7	4	1	6	138	23.0	0	0	0	0 / 0
10/18 HOU	6	5	4	2	39	19.5	0	1	0	0 / 0
10/25 PIT	5	4	4	1	17	17.0	0	0	0	0 / 0
11/1 at CIN	4	0	0	4	97	24.3	0	0	0	0 / 0
11/8 CHI	5	3	2	3	53	17.7	0	0	0	0 / 0
11/12 IND	4	2	1	3	67	22.3	0	0	0	0 / 0
11/22 at BAL	7	7	5	2	54	27.0	0	0	0	0 / 0
11/29 at IND	8	7	6	2	49	24.5	0	0	0	0 / 0
12/6 CLE	6	4	4	0	0	-	0	0	0	0 / 2
12/13 at JAX	5	4	4	1	16	16.0	0	0	0	0 / 0
12/20 DET	8	7	4	4	116	29.0	0	0	0	0 / 0
12/27 at GB	3	0	0	2	35	17.5	0	0	1	0 / 0
1/3 at HOU	-	-	-	-	-	-	-	-	-	- / -
<b>GOSTKOWSKI TOTALS</b>	<b>87</b>	<b>63</b>	<b>51</b>	<b>33</b>	<b>728</b>	<b>22.1</b>	<b>0</b>	<b>1</b>	<b>1</b>	<b>0 / 2</b>
SLOMAN	No.	No.		Opp.	Ret.	Ret.	FC	Squib	Out of	Onside
		In EZ	TB	Ret.	Yds.	Avg.			Bounds	Rec. / Att.
1/3 at HOU	7	3	2	4	95	23.8	0	0	1	0 / 0
<b>SLOMAN TOTALS</b>	<b>7</b>	<b>3</b>	<b>2</b>	<b>4</b>	<b>95</b>	<b>23.8</b>	<b>0</b>	<b>0</b>	<b>1</b>	<b>0 / 0</b>
<b>TEAM TOTALS</b>	<b>94</b>	<b>66</b>	<b>53</b>	<b>37</b>	<b>823</b>	<b>22.2</b>	<b>0</b>	<b>1</b>	<b>2</b>	<b>0 / 2</b>

### OPPONENTS

	No.	No.		Titans	Ret.	Ret.	FC	Squib	Out of	Onside
		In EZ	TB	Ret.	Yds.	Avg.			Bounds	Rec. / Att.
9/14 at DEN	3	2	2	1	19	19.0	0	0	0	0 / 0
9/20 JAX	6	3	2	4	54	13.5	0	1	0	0 / 0
9/27 at MIN	6	6	5	1	30	30.0	0	0	0	0 / 0
10/13 BUF	4	2	2	2	35	17.5	0	0	0	0 / 0
10/18 HOU	7	5	4	3	63	21.0	0	0	0	0 / 0
10/25 PIT	6	3	3	3	43	14.3	0	0	0	0 / 0
11/1 at CIN	6	4	4	2	30	15.0	0	0	0	0 / 0
11/8 CHI	4	1	1	2	37	18.5	0	0	0	0 / 1
11/12 IND	6	6	4	2	60	30.0	0	0	0	0 / 0
11/22 at BAL	6	3	3	3	47	15.7	0	0	0	0 / 0
11/29 at IND	5	3	3	2	60	30.0	0	0	0	0 / 1
12/6 CLE	8	4	4	4	83	20.8	0	0	0	0 / 0
12/13 at JAX	3	3	3	0	0	-	0	0	0	0 / 0
12/20 DET	5	4	2	2	45	22.5	0	0	0	0 / 1
12/27 at GB	7	1	1	6	145	24.2	0	0	0	0 / 0
1/3 at HOU	9	8	8	1	16	16.0	0	0	0	0 / 0
<b>TOTALS</b>	<b>91</b>	<b>58</b>	<b>51</b>	<b>38</b>	<b>767</b>	<b>20.2</b>	<b>0</b>	<b>1</b>	<b>0</b>	<b>0 / 3</b>

# INSTANT REPLAY ANALYSIS

## CHALLENGES BY TITANS

Game	Qtr	Time	Dwn	Dist	Play	Review Result	Explanation
9/14 at DEN					(none)		
9/20 vs. JAX					(none)		
9/27 at MIN					(none)		
10/13 vs. BUF					(none)		
10/18 vs. HOU					(none)		
10/25 vs. PIT					(none)		
11/1 at CIN	2	11:09	3	1	J. Burrow 2-yard pass to C. Carter for 1st down	Upheld	C. Carter secured the catch along sideline
11/8 vs. CHI					(none)		
11/12 vs. IND					(none)		
11/22 at BAL					(none)		
11/29 at IND					(none)		
12/6 vs. CLE	1	8:02	4	1	D. Henry rush for no gain to CLE 42	Upheld	D. Henry did not reach the line to gain
12/6 vs. CLE	3	:34	4	4	R. Tannehill pass incomplete intended for C. Batson	Reversed	C. Batson 5-yard catch for first down to CLE 17
12/13 at JAX					(none)		
12/20 vs. DET	3	9:29	3	1	T. Hockenson 1-yard catch to TEN 20	Reversed	T. Hockenson fumble recovered by J. Simmons
12/27 at GB					(none)		
1/3 at HOU					(none)		

Total challenges by Titans: 4

Calls reversed: 2

## CHALLENGES BY OPPONENTS

Game	Qtr	Time	Dwn	Dist	Play	Review Result	Explanation
9/14 at DEN	4	2:01	1	10	A. Brown 16-yard catch to DEN 46	Reversed	A. Brown 11-yard catch touched down at TEN 49
9/20 vs. JAX					(none)		
9/27 at MIN	2	7:00	3	13	A. Humphries 13-yard catch for first down	Reversed	A. Humphries 12-yard catch to TEN 44
9/27 at MIN	3	10:15	1	10	J. Smith 21-yard catch to MIN 40	Upheld	J. Smith secured the catch
10/13 vs. BUF					(none)		
10/18 vs. HOU					(none)		
10/25 vs. PIT					(none)		
11/1 at CIN	4	13:13	1	10	R. Tannehill pass incomplete to C. Davis	Upheld	R. Tannehill's arm was moving forward
11/8 vs. CHI					(none)		
11/12 vs. IND					(none)		
11/22 at BAL	4	8:36	2	9	L. Jackson 8-yard run to BAL 45	Upheld	L. Jackson was short of the first down
11/29 at IND					(none)		
12/6 vs. CLE					(none)		
12/13 at JAX					(none)		
12/20 vs. DET					(none)		
12/27 at GB					(none)		
1/3 at HOU					(none)		

Total challenges by Opponents: 5

Calls reversed: 2

## CHALLENGES BY REVIEW ASSISTANT

Game	Qtr	Time	Dwn	Dist	Play	Review Result	Explanation
9/14 at DEN	2	:58	1	10	R. Tannehill pass incomplete to C. Davis along sideline	Reversed	C. Davis 13-yard catch to DEN 45
9/14 at DEN	2	:16	3	12	R. Tannehill 12-yard pass to K. Raymond to DEN 14	Reversed	Tannehill pass incomplete intended for K. Raymond
9/20 vs. JAX					(none)		
9/27 at MIN					(none)		
10/13 vs. BUF	4	2:05	2	7	R. Tannehill 7-yard touchdown pass to J. Smith	Upheld	Tannehill was behind line of scrimmage while passing
10/18 vs. HOU	3	4:43	3	4	D. Watson 4-yard touchdown pass to R. Cobb	Upheld	R. Cobb secured the catch in the end zone
10/18 vs. HOU	4	:07	2	1	R. Tannehill 7-yard touchdown pass to A. Brown	Upheld	A. Brown secured the catch in the end zone
10/25 vs. PIT					(none)		
11/1 at CIN	2	:21	1	10	R. Tannehill 29-yard pass to A. Humphries	Reversed	A. Humphries did not secure the catch
11/8 vs. CHI					(none)		
11/12 vs. IND	2	7:55	2	6	N. Hines 13-yard touchdown catch	Upheld	N. Hines stays in bounds for the score
11/12 vs. IND	3	8:31	2	4	Z. Pascal 4-yard touchdown catch	Reversed	Z. Pascal 3-yard catch to TEN 1
11/22 at BAL	2	5:27	2	6	L. Jackson 7-yard touchdown pass to P. Ricard	Reversed	P. Ricard 5-yard catch to TEN 2
11/22 at BAL	2	5:22	3	1	J. Dobbins 2-yard touchdown run	Upheld	J. Dobbins broke the plan for the score
11/29 at IND	4	14:34	1	10	T. Hilton 51-yard catch and fumble recovered by D. King	Reversed	T. Hilton 51-yard catch and down at TEN 3
11/29 at IND	4	5:48	3	10	P. Rivers pass intercepted by M. Butler at IND 29	Reversed	Simultaneous 23-yard catch by Z. Pascal to IND 29
12/6 vs. CLE	2	:24	1	10	A. Humphries 13-yard catch to CLE 49	Reversed	A. Humphries did not secure the catch
12/6 vs. CLE	4	:57	4	1	B. Mayfield fumble recovered by K. Vaccaro at TEN 34	Upheld	B. Mayfield fumbled before knee was down
12/13 at JAX					(none)		
12/20 vs. DET					(none)		
12/27 at GB					(none)		
1/3 at HOU	2	:19	3	8	D. Watson pass incomplete for B. Cooks in endzone	Upheld	B. Cooks did not get both feet inbounds
1/3 at HOU	3	2:59	2pt	Conv	D. Watson pass complete to C. Hansen to two points	Reversed	C. Hansen was stopped short of goalline
1/3 at HOU	4	1:07	1	10	D. Watson 5-yard pass to B. Cooks	Upheld	B. Cooks secured the catch in front of M. Butler

Total reviews by Assistant: 17

Calls reversed: 9

# TENNESSEE TITANS PLAYOFF RECORD WHEN ...

	2020		2019		2017		2008		2007		2003		2002		2000		1999		9-YR. TOTAL		
	W	L	W	L	W	L	W	L	W	L	W	L	W	L	W	L	W	L	W	L	Pct.
<b>Overall Record</b>	0	1	2	1	1	1	0	1	0	1	1	1	1	1	0	1	3	1	8	9	0.471
Home	0	1	0	0	0	0	0	1	0	0	0	0	1	0	0	1	1	0	2	3	0.400
Away	0	0	2	1	1	1	0	0	0	1	1	1	0	1	0	0	2	0	6	5	0.545
Neutral	0	0	0	0	0	0	0	0	0	0	0	0	0	0	0	0	0	1	0	1	0.000
<b>By Month</b>																					
January	0	1	2	1	1	1	0	1	0	1	1	1	1	1	0	1	3	1	8	9	0.471
<b>vs. AFC</b>																					
South (beginning '02)	0	1	2	1	1	1	0	1	0	1	1	1	1	1	0	1	3	0	8	8	0.500
East	0	0	1	0	0	1	0	0	0	0	0	1	0	0	0	0	1	0	2	2	0.500
West	0	0	0	1	1	0	0	0	0	1	0	0	0	1	0	0	0	0	1	3	0.250
North (beginning '02)	0	1	1	0	0	0	0	1	0	0	1	0	1	0	-	-	-	-	3	2	0.600
Central (through '01)	-	-	-	-	-	-	-	-	-	-	-	-	-	-	0	1	2	0	2	1	0.667
<b>vs. NFC</b>																					
South (beginning '02)	0	0	0	0	0	0	0	0	0	0	0	0	0	0	0	0	0	0	0	0	0.000
East	0	0	0	0	0	0	0	0	0	0	0	0	0	0	0	0	0	0	0	0	0.000
North (beginning '02)	0	0	0	0	0	0	0	0	0	0	0	0	0	0	0	0	0	0	0	0	0.000
West	0	0	0	0	0	0	0	0	0	0	0	0	0	0	0	0	0	1	0	1	0.000
Central (through '01)	-	-	-	-	-	-	-	-	-	-	-	-	-	-	0	0	0	0	0	0	0.000
<b>Playing Conditions</b>																					
On grass	0	1	1	1	1	0	0	1	0	1	0	1	1	1	0	1	2	0	5	7	0.417
On AstroTurf	0	0	0	0	0	0	0	0	0	0	0	0	0	0	0	0	1	1	1	1	0.500
On synthetic grass	0	0	1	0	0	1	0	0	0	0	1	0	0	0	0	0	0	0	2	1	0.667
Outdoors	0	1	2	1	1	1	0	1	0	1	1	1	1	1	0	1	2	0	7	8	0.467
Indoors	0	0	0	0	0	0	0	0	0	0	0	0	0	0	0	0	1	1	1	1	0.500
Day	0	1	0	1	1	0	0	1	0	1	1	0	1	1	0	1	3	0	6	6	0.500
Night	0	0	2	0	0	1	0	0	0	0	0	1	0	0	0	0	0	1	2	3	0.400
Temp. 85 or higher	0	0	0	0	0	0	0	0	0	0	0	0	0	0	0	0	0	0	0	0	0.000
Temp. 32 or lower	0	0	0	1	0	1	0	0	0	0	0	1	0	0	0	0	0	0	0	3	0.000
<b>In white jerseys</b>	0	0	2	1	1	1	0	0	0	1	1	1	0	1	0	0	2	0	6	5	0.545
<b>In navy jerseys</b>	0	1	0	0	0	0	0	0	0	0	0	0	1	0	0	1	1	1	2	3	0.400
<b>In light blue jerseys</b>	0	0	0	0	0	0	0	1	0	0	0	0	0	0	0	0	0	0	0	1	0.000
<b>Win coin toss</b>	0	0	1	0	1	0	0	1	0	1	0	1	0	0	0	1	2	0	4	4	0.500
<b>Lose coin toss</b>	0	1	1	1	0	1	0	0	0	0	1	0	1	1	0	0	1	1	4	5	0.444
<b>Titans score on 1st drive</b>	0	0	1	1	0	0	0	0	0	1	1	0	1	1	0	1	0	0	3	4	0.429
<b>Opp. scores on 1st drive</b>	0	0	1	0	0	0	0	0	0	0	0	1	0	1	0	0	1	0	2	2	0.500
<b>Titans score first</b>	0	1	1	1	0	1	0	1	0	1	1	0	1	0	0	1	1	0	4	6	0.400
<b>Opponent scores first</b>	0	0	1	0	1	0	0	0	0	0	0	1	0	1	0	0	2	1	4	3	0.571
<b>Lead after 1 quarter</b>	0	1	2	1	0	1	0	0	0	1	0	0	1	0	0	1	0	0	3	5	0.375
<b>Tied after 1 quarter</b>	0	0	0	0	0	0	0	1	0	0	1	1	0	0	0	0	2	0	3	2	0.600
<b>Trail after 1 quarter</b>	0	0	0	0	1	0	0	0	0	0	0	0	0	1	0	0	1	1	2	2	0.500

	2020		2019		2017		2008		2007		2003		2002		2000		1999		9-YR. TOTAL			
	W	L	W	L	W	L	W	L	W	L	W	L	W	L	W	L	W	L	W	L	Pct.	
Lead at half	0	0	2	0	0	0	0	0	0	1	0	0	1	0	0	0	1	0	4	1	0.800	
Tied at half	0	1	0	0	0	0	0	1	0	0	0	0	0	0	0	1	0	0	0	3	0.000	
Trail at half	0	0	0	1	1	1	0	0	0	0	1	1	0	1	0	0	2	1	4	5	0.444	
Lead after 3 quarters	0	0	2	0	0	0	0	0	0	0	1	0	1	0	0	0	3	0	7	0	1.000	
Tied after 3 quarters	0	0	0	0	0	0	0	1	0	0	0	1	0	0	0	1	0	0	0	3	0.000	
Trail after 3 quarters	0	1	0	1	1	1	0	0	0	1	0	0	0	1	0	0	0	1	1	6	0.143	
Outcome 7 points or less	0	1	1	0	1	0	0	1	0	0	1	1	1	0	0	0	2	1	6	4	0.600	
Outcome 3 points or less	0	0	0	0	1	0	0	1	0	0	1	1	1	0	0	0	1	0	4	2	0.667	
In Overtime	0	0	0	0	0	0	0	0	0	0	0	0	1	0	0	0	0	0	1	0	1.000	
Score 20 or more points	0	0	2	1	1	0	0	0	0	0	1	0	1	1	0	0	2	0	7	2	0.778	
Allow 20 or fewer points	0	1	2	0	0	0	0	1	0	1	1	1	0	0	0	0	3	0	6	4	0.600	
Outgain opponent	0	0	0	0	1	0	0	1	0	0	1	0	1	0	0	1	1	0	4	2	0.667	
Out-rush opponent	0	0	2	0	1	0	0	1	0	1	1	0	1	1	0	1	3	1	8	5	0.615	
Out-pass opponent	0	0	0	0	0	0	0	1	0	0	0	0	1	0	0	1	0	0	1	2	0.333	
+ Turnover Margin	0	0	2	0	0	0	0	0	0	0	0	0	0	0	0	0	1	0	3	0	1.000	
Even turnover margin	0	1	0	1	0	1	0	0	0	0	0	1	0	0	0	0	1	1	1	5	0.167	
- Turnover margin	0	0	0	0	1	0	0	1	0	1	1	0	1	1	0	1	1	0	4	4	0.500	
Titans 300+ yards	0	0	1	0	1	0	0	1	0	0	1	0	1	1	0	1	1	1	5	4	0.556	
Titans -300 yards	0	1	1	1	0	1	0	0	0	1	0	1	0	0	0	0	2	0	3	5	0.375	
Titans 30+ rushes	0	0	2	0	1	0	0	0	0	1	1	0	1	1	0	1	3	1	8	4	0.667	
Titans -30 rushes	0	1	0	1	0	1	0	1	0	0	0	1	0	0	0	0	0	0	0	5	0.000	
Time of poss. 30:00 +	0	0	1	1	1	0	0	1	0	0	1	1	1	1	0	1	3	1	7	6	0.538	
Time of poss. - 30:00	0	1	1	0	0	1	0	0	0	1	0	0	0	0	0	0	0	0	1	3	0.000	
Have 100-yard rusher	0	0	2	0	1	0	0	0	0	0	0	0	0	0	0	0	2	0	5	0	1.000	
(E. George)	-	-	-	-	-	-	-	-	-	-	0	0	0	0	0	0	2	0	2	0	1.000	
(D. Henry)	0	0	2	0	1	0	-	-	-	-	-	-	-	-	-	-	-	-	3	0	1.000	
Have 100-yard receiver	0	0	0	0	0	0	0	1	0	0	0	0	1	0	0	0	0	0	1	1	0.500	
(Gage)	-	-	-	-	-	-	0	1	0	0	-	-	-	-	-	-	-	-	0	1	0.000	
(Wycheck)	-	-	-	-	-	-	-	-	-	-	0	0	1	0	0	0	0	0	0	1	0	1.000
Have 300-yard passer	0	0	0	0	0	0	0	0	0	0	0	0	1	0	0	0	0	0	1	0	1.000	
(McNair)	-	-	-	-	-	-	-	-	-	-	0	0	1	0	0	0	0	0	1	0	1.000	
Oppon. 100-yard rusher	0	1	1	0	0	0	0	0	0	0	0	0	0	0	0	0	1	0	2	1	0.667	
Oppon. 100-yard receiver	0	1	1	1	0	1	0	0	0	1	0	0	0	0	0	0	0	0	1	4	0.000	
Oppon. 300-yard passer	0	0	1	0	0	1	0	0	0	0	0	0	0	0	0	0	0	0	1	1	0.000	

## 2020 TENNESSEE TITANS PLAYOFF SUPERLATIVES

### TITANS

LONGEST RUN FROM SCRIMMAGE:	8	by Derrick Henry vs. Baltimore, 1/10
LONGEST PASS COMPLETION:	35	by Ryan Tannehill to Anthony Firkser vs. Baltimore, 1/10
LONGEST PUNT RETURN:	6	by Kalif Raymond vs. Baltimore, 1/10
LONGEST KICKOFF RETURN:	25	by Darrynton Evans vs. Baltimore, 1/10
LONGEST INTERCEPTION RETURN:	0	by Malcolm Butler vs. Baltimore, 1/10
LONGEST PUNT:	53	by Brett Kern vs. Baltimore, 1/10
LONGEST FIELD GOAL:	45	by Stephen Gostkowski vs. Baltimore, 1/10
MOST RUSHING ATTEMPTS:	18	by Derrick Henry vs. Baltimore, 1/10
MOST YARDS RUSHING:	40	by Derrick Henry vs. Baltimore, 1/10
MOST PASSES ATTEMPTED:	26	by Ryan Tannehill vs. Baltimore, 1/10
MOST YARDS PASSING:	165	by Ryan Tannehill vs. Baltimore, 1/10
MOST PASSES CAUGHT:	6	by A.J. Brown vs. Baltimore, 1/10
MOST YARDS ON RECEPTIONS:	83	by A.J. Brown vs. Baltimore, 1/10
MOST TOUCHDOWN PASSES:	1	by Ryan Tannehill vs. Baltimore, 1/10
MOST INTERCEPTIONS THROWN:	1	by Ryan Tannehill vs. Baltimore, 1/10
MOST RUSHING TOUCHDOWNS:	N/A	
MOST TOUCHDOWN RECEPTIONS:	1	by A.J. Brown vs. Baltimore, 1/10

### OPPONENTS

LONGEST RUN FROM SCRIMMAGE:	48t	by Lamar Jackson vs. Baltimore, 1/10
LONGEST PASS COMPLETION:	28	by Lamar Jackson to Marquise Brown vs. Baltimore, 1/10
LONGEST PUNT RETURN:	N/A	
LONGEST KICKOFF RETURN:	20	by Devin Duvernay vs. Baltimore, 1/10
LONGEST INTERCEPTION RETURN:	13	by Marcus Peters vs. Baltimore, 1/10
LONGEST PUNT:	53	by Sam Koch vs. Baltimore, 1/10
LONGEST FIELD GOAL:	51	by Justin Tucker vs. Baltimore, 1/10
MOST RUSHING ATTEMPTS:	16	by Lamar Jackson vs. Baltimore, 1/10
MOST YARDS RUSHING:	136	by Lamar Jackson vs. Baltimore, 1/10
MOST PASSES ATTEMPTED:	24	by Lamar Jackson vs. Baltimore, 1/10
MOST YARDS PASSING:	179	by Lamar Jackson vs. Baltimore, 1/10
MOST PASSES CAUGHT:	7	by Marquise Brown vs. Baltimore, 1/10
MOST YARDS ON RECEPTIONS:	109	by Marquise Brown vs. Baltimore, 1/10
MOST TOUCHDOWN PASSES:	N/A	
MOST INTERCEPTIONS THROWN:	1	by Lamar Jackson vs. Baltimore, 1/10
MOST RUSHING TOUCHDOWNS:	1	Twice, last by J.K. Dobbins vs. Baltimore, 1/10
MOST TOUCHDOWN RECEPTIONS:	N/A	

### **TEAM HIGHS AND LOWS**

	<u>HIGH</u>		<u>LOW</u>	
POINTS:	13	vs. Baltimore, 1/10	13	vs. Baltimore, 1/10
FIRST DOWNS:	12	vs. Baltimore, 1/10	12	vs. Baltimore, 1/10
NET RUSHING YARDS:	51	vs. Baltimore, 1/10	51	vs. Baltimore, 1/10
NET PASSING YARDS:	158	vs. Baltimore, 1/10	158	vs. Baltimore, 1/10
TOTAL OFFENSE:	209	vs. Baltimore, 1/10	209	vs. Baltimore, 1/10
TOTAL PLAYS:	49	vs. Baltimore, 1/10	49	vs. Baltimore, 1/10
RUSHING ATTEMPTS:	22	vs. Baltimore, 1/10	22	vs. Baltimore, 1/10
PASSING ATTEMPTS:	26	vs. Baltimore, 1/10	26	vs. Baltimore, 1/10
PASSES COMPLETED:	18	vs. Baltimore, 1/10	18	vs. Baltimore, 1/10
PASSES HAD INT.:	1	vs. Baltimore, 1/10	1	vs. Baltimore, 1/10
FUMBLES LOST:	0	vs. Baltimore, 1/10	0	vs. Baltimore, 1/10
NUMBER OF PENALTIES:	2	vs. Baltimore, 1/10	2	vs. Baltimore, 1/10
YARDS PENALIZED:	10	vs. Baltimore, 1/10	10	vs. Baltimore, 1/10
TIME OF POSSESSION:	26:22	vs. Baltimore, 1/10	26:22	vs. Baltimore, 1/10

## OPPONENT HIGHS AND LOWS

	<b>HIGH</b>		<b>LOW</b>	
POINTS:	20	vs. Baltimore, 1/10	20	vs. Baltimore, 1/10
FIRST DOWNS:	22	vs. Baltimore, 1/10	22	vs. Baltimore, 1/10
NET RUSHING YARDS:	236	vs. Baltimore, 1/10	236	vs. Baltimore, 1/10
NET PASSING YARDS:	165	vs. Baltimore, 1/10	165	vs. Baltimore, 1/10
TOTAL OFFENSE:	401	vs. Baltimore, 1/10	401	vs. Baltimore, 1/10
TOTAL PLAYS:	64	vs. Baltimore, 1/10	64	vs. Baltimore, 1/10
RUSHING ATTEMPTS:	35	vs. Baltimore, 1/10	35	vs. Baltimore, 1/10
PASSING ATTEMPTS:	24	vs. Baltimore, 1/10	24	vs. Baltimore, 1/10
PASSES COMPLETED:	17	vs. Baltimore, 1/10	17	vs. Baltimore, 1/10
PASSES HAD INT.:	1	vs. Baltimore, 1/10	1	vs. Baltimore, 1/10
FUMBLES LOST:	0	vs. Baltimore, 1/10	0	vs. Baltimore, 1/10
NUMBER OF PENALTIES:	5	vs. Baltimore, 1/10	5	vs. Baltimore, 1/10
YARDS PENALIZED:	60	vs. Baltimore, 1/10	60	vs. Baltimore, 1/10
TIME OF POSSESSION:	33:38	vs. Baltimore, 1/10	33:38	vs. Baltimore, 1/10

## LONGEST 2020 SCORING DRIVES

Most Plays:	Titans	10	vs. Baltimore, 1/10, 70 yards, 6:11, TD
	Opponent	12	vs. Baltimore, 1/10, 60 yards, 6:39, FG
Most Yards:	Titans	70	vs. Baltimore, 1/10, 10 plays, 6:11, TD
	Opponent	82	vs. Baltimore, 1/10, 7 plays, 4:03, TD
Most Time:	Titans	6:11	vs. Baltimore, 1/10, 10 plays, 70 yards, TD
	Opponent	6:39	vs. Baltimore, 1/10, 10 plays, 60 yards, FG

## BIG PLAYS (30 OR MORE YARDS)

### TITANS BIG PLAYS

1. 35 -yard pass from Ryan Tannehill to Anthony Firkser vs. Baltimore, 1/10

### OPPONENTS BIG PLAYS

1. 48 -yard touchdown run by Lamar Jackson vs. Baltimore, 1/10
2. 33 -yard run by Lamar Jackson vs. Baltimore, 1/10

## TURNOVER ANALYSIS

### PLUS-MINUS TURNOVER RATIO

	Takeaways	Turnovers	Ratio
1 <sup>st</sup> Half	1	0	+1
1 <sup>st</sup> quarter	1	0	+1
2 <sup>nd</sup> quarter	0	0	0
2 <sup>nd</sup> Half	0	1	-1
3 <sup>rd</sup> quarter	0	0	0
4 <sup>th</sup> quarter	0	1	-1
Overtime	0	0	0
<b>Totals</b>	<b>1</b>	<b>1</b>	<b>0</b>

### GAME-BY-GAME TURNOVER RATIO

<u>Date</u>	<u>Opponent</u>	<u>Takeaways</u>	<u>Turnovers</u>	<u>Ratio</u>	<u>Result</u>
1/10	vs. Baltimore	1	1	0	L

### FUMBLES

<u>Player</u>	<u>Fumbles</u>	<u>Lost</u>
<b>TOTALS</b>	<b>0</b>	<b>0</b>
OPONENTS	0	0

### **INACTIVE PLAYERS**

<u>Date</u>	<u>Opponent</u>	<u>Inactive Players</u>
1/10	vs. Baltimore	Foreman, C. Jackson, Orr, Perry, Roberson

**DRIVE ENGINEERING  
TITANS**

QB	Game	Drives Started	Drives Ended By . . .									Points Yield	Points/ Drive	Drive Eff.
			TD	FG	FGA	PNT	DWN	TRN	SAF	GM	HLF			
Tannehill	1/10 BAL	9	1	2	2	5	0	1	0	0	0	13	1.4	33.3%
<b>TANNEHILL TOTALS</b>		<b>9</b>	<b>1</b>	<b>2</b>	<b>2</b>	<b>5</b>	<b>0</b>	<b>1</b>	<b>0</b>	<b>0</b>	<b>0</b>	<b>13</b>	<b>1.4</b>	<b>33.3%</b>
<b>TEAM TOTALS</b>		<b>9</b>	<b>1</b>	<b>2</b>	<b>2</b>	<b>5</b>	<b>0</b>	<b>1</b>	<b>0</b>	<b>0</b>	<b>0</b>	<b>13</b>	<b>1.4</b>	<b>33.3%</b>

**OPPONENTS**

QB	Game	Drives Started	Drives Ended By . . .									Points Yield	Points/ Drive	Drive Eff.
			TD	FG	FGA	PNT	DWN	TRN	SAF	GM	HLF			
Jackson	1/10 BAL	10	2	2	3	2	0	1	0	1	1	20	2.0	40.0%
<b>OPPONENTS TOTALS</b>		<b>10</b>	<b>2</b>	<b>2</b>	<b>3</b>	<b>2</b>	<b>0</b>	<b>1</b>	<b>0</b>	<b>1</b>	<b>1</b>	<b>20</b>	<b>2.0</b>	<b>40.0%</b>



# THIRD DOWN EFFICIENCY

## TITANS

		THIRD DOWN AND ...																							
Game		1		2		3		4		5		6		7		8		9		10+		TOTAL	PCT.		
	Made	Att.	Made	Att.	Made	Att.	Made	Att.	Made	Att.	Made	Att.	Made	Att.	Made	Att.	Made	Att.	Made	Att.	Made	Att.			
1/10	BAL	1	2	0	2	1	1	2	3	0	2	0	0	0	0	0	0	0	0	1	0	1	4	12	33.3
<b>TOTALS</b>		<b>1</b>	<b>2</b>	<b>0</b>	<b>2</b>	<b>1</b>	<b>1</b>	<b>2</b>	<b>3</b>	<b>0</b>	<b>2</b>	<b>0</b>	<b>0</b>	<b>0</b>	<b>0</b>	<b>0</b>	<b>0</b>	<b>0</b>	<b>1</b>	<b>0</b>	<b>1</b>	<b>4</b>	<b>12</b>	<b>33.3</b>	

	Made	Att.	Pct.
Titans third down and 1 - 4:	4	8	50.0
Titans third down and 5 - 9:	0	3	0.0
Titans third down and 10+ :	0	1	0.0

## OPPONENTS

		THIRD DOWN AND ...																						
Game		1		2		3		4		5		6		7		8		9		10+		TOTAL	PCT.	
	Made	Att.	Made	Att.	Made	Att.	Made	Att.	Made	Att.	Made	Att.	Made	Att.	Made	Att.	Made	Att.	Made	Att.	Made	Att.		
1/10	BAL	1	1	3	3	0	1	0	0	0	1	0	2	1	2	0	0	1	1	1	2	7	13	53.8
<b>TOTALS</b>		<b>1</b>	<b>1</b>	<b>3</b>	<b>3</b>	<b>0</b>	<b>1</b>	<b>0</b>	<b>0</b>	<b>0</b>	<b>1</b>	<b>0</b>	<b>2</b>	<b>1</b>	<b>2</b>	<b>0</b>	<b>0</b>	<b>1</b>	<b>1</b>	<b>1</b>	<b>2</b>	<b>7</b>	<b>13</b>	<b>53.8</b>

	Made	Att.	Pct.
Opponents third down and 1 - 4:	4	5	80.0
Opponents third down and 5 - 9:	2	6	33.3
Opponents third down and 10+ :	1	2	50.0

## INSIDE THE 20 EFFICIENCY

Game	Results	Total										Total Points	Scoring Eff.	TD Eff.	
		Succ. / Att.	TD	FG	FGA	Int	Fum	Dwn	Gm	Hlf	Punt				
1/10	BAL														
	Titans: 7 3	2 / 2	1	1	1	0	0	0	0	0	0	0	10	100.0%	50.0%
	Opponents: 3 7 Gm	2 / 3	1	1	1	0	0	0	0	1	0	0	10	66.7%	33.3%
	<b>TOTALS</b>														
	Titans:	2 / 2	1	1	1	0	0	0	0	0	0	0	10	100.0%	50.0%
	Opponents:	2 / 3	1	1	1	0	0	0	0	1	0	0	10	66.7%	33.3%

## GOAL-TO-GO SITUATIONS

Game	Results	Total										Total Points	Scoring Eff.	TD Eff.		
		Succ. / Att.	TD	FG	FGA	Int	Fum	Dwn	Gm	Hlf	Punt					
1/10	BAL															
	Titans: 7 3	2 / 2	1	1	1	0	0	0	0	0	0	0	10	100.0%	50.0%	
	Opponents: 7	1 / 1	1	0	0	0	0	0	0	0	0	0	7	100.0%	100.0%	
	<b>TOTALS</b>															
	Titans:	2 / 2	1	1	1	0	0	0	0	0	0	0	10	-	-	
	Opponents:	1 / 1	1	0	0	0	0	0	0	0	0	0	7	100.0%	100.0%	

# TAKEAWAYS & GIVEAWAYS

## TITANS TAKEAWAYS

Game	Qtr	Scrim.	Player	Turnover	Caused by	Takeaway	at	Ret. Yds.	Results	Pts.
1/10	BAL	1	BAL 36	L. Jackson	Interception	M. Butler	TEN 28	0	Field Goal	3

### Takeaway Postseason Totals:

Takeaways resulted in ...											
No.	TD	FG	FG Att.	Punt	Downs	Int.	Fum.	Saf.	Game	Half	Pts.
1	0	1	1	0	0	0	0	0	0	0	3

## TITANS GIVEAWAYS

Game	Qtr	Scrim.	Player	Turnover	Caused by	Takeaway	at	Ret. Yds.	Results	Pts.
1/10	BAL	4	TEN 37	R. Tannehill	Interception	M. Peters	BAL 40	13	Game	0

### Giveaway Postseason Totals:

Giveaways resulted in ...											
No.	TD	FG	FG Att.	Punt	Downs	Int.	Fum.	Saf.	Game	Half	Pts.
1	0	0	0	0	0	0	0	0	1	0	0

## FIRST DOWNS EARNED

Total first downs earned (parentheses indicates number earned on third or fourth down)

<b>NAME</b>	<b>RUSHING</b>	<b>PASSING</b>	<b>RECEIVING</b>	<b>PENALTY</b>	<b>TOTAL</b>
Ryan Tannehill	1 (1)	9 (4)			10 (5)
A.J. Brown			5 (1)		5 (1)
PENALTY				2	2 (0)
Anthony Firkser			2 (2)		2 (2)
Nick Westbrook-Ikhine			1		1 (0)
Cameron Batson			1 (1)		1 (1)
<b>TITANS TOTALS</b>	<b>1 (1)</b>	<b>9 (4)</b>	<b>9 (4)</b>	<b>2 (0)</b>	<b>21 (9)</b>

**Note: One first down awarded to both passer and receiver on passes resulting in first down.**

# KICKOFF ANALYSIS

## TITANS

GOSTKOWSKI		No.	No.	Opp.	Ret.	Ret.			Out of	Onside	
		No.	In EZ	TB	Ret.	Yds.	Avg.	FC	Squib	Bounds	Rec. / Att.
1/10	BAL	4	3	3	1	20	20.0	0	0	0	0 / 0
GOSTKOWSKI TOTALS		4	3	3	1	20	20.0	0	0	0	0 / 0

## OPPONENTS

		No.	No.	Titans	Ret.	Ret.			Out of	Onside	
		No.	In EZ	TB	Ret.	Yds.	Avg.	FC	Squib	Bounds	Rec. / Att.
1/10	BAL	5	5	3	2	46	23.0	0	0	0	0 / 0
TOTALS		5	5	3	2	46	23.0	0	0	0	0 / 0

# INSTANT REPLAY ANALYSIS

## CHALLENGES BY TITANS

Game	Qtr	Time	Dwn	Dist	Play	Review Result	Explanation
1/10	BAL				(none)		

Total challenges by Titans: 0

Calls reversed: 0

## CHALLENGES BY OPPONENTS

Game	Qtr	Time	Dwn	Dist	Play	Review Result	Explanation
1/10	BAL				(none)		

Total challenges by Opponents: 0

Calls reversed: 0

## CHALLENGES BY REVIEW ASSISTANT

Game	Qtr	Time	Dwn	Dist	Play	Review Result	Explanation
1/10	BAL				(none)		

Total reviews by Assistant: 0

Calls reversed: 0



TENNESSEE  
**TITANS**

**UPDATED BIOS**





# 56 DAREN BATES

LINEBACKER • 5'11" • 225 LBS • COLLEGE: AUBURN  
ACQUIRED: FREE AGENT - 2020 • NFL EXPERIENCE (NFL/TITANS): 8/4  
HOMETOWN: OLIVE BRANCH, MISS.  
GAMES PLAYED/GAMES STARTED: 118/0 (PLAYOFFS: 7/0)



 **Captain: 2018**

**PRO:** Daren Bates is an athletic linebacker that has excelled on special teams coverage units during his NFL career. He joined the Titans in 2017 after spending time with the St. Louis Rams and Oakland Raiders. In 2018, he was named a Titans special teams captain for the first time. Bates, a former rookie free agent, will once again look to make his biggest impact as a core member of the Titans' special teams units and provide veteran depth in the linebacking corps.

### CAREER HIGHLIGHTS:

- In 2018, Bates was a team captain (special teams) for the first time and tallied 10 special teams tackles.
- In 2017, Bates set a career high and ranked second on the team with 16 special teams tackles.
- Bates registered back-to-back seasons (2014-2015) of double-digit special teams tackles as a member of the St. Louis Rams.

### TITANS TIDBITS:

- In 2018, Bates and NFL defensive end Armonty Bryant opened AstroKids Gym in Austin, Texas. The facility offers children's classes and camps based upon proprioceptive learning.
- Bates is a Memphis native and a huge Memphis Grizzlies fan.
- For the My Cause, My Cleats campaign, Bates has worn specially designed cleats featuring the words "American Heart Association" to raise awareness for the organization's life-saving mission. His mother, Weslynn Bates, was a heart transplant recipient and lived some wonderful years following her surgery. She sadly passed away in 2015 at the age of 56.
- Bates is a tattoo enthusiast and has 107 tattoos.

### CAREER TRANSACTIONS:

- The Memphis, Tenn., native was originally signed by St. Louis Rams as an undrafted free agent on May 9, 2013.
- Signed by Oakland Raiders as a free agent on March 14, 2016.
- Signed by the Titans as an unrestricted free agent on March 11, 2017.
- Signed by the Houston Texans as a free agent on Aug. 23, 2020.
- Released by the Texans on Aug. 31, 2020.
- Signed by the Titans to their practice squad on Sept. 13, 2020.
- Activated from the practice squad to the active roster COVID-19 replacement on Oct. 13, 2020.
- Activated from the practice squad to the active roster COVID-19 replacement on Oct. 17, 2020.
- Activated from the practice squad to the active roster standard elevation on Oct. 24, 2020.
- Signed by the Titans to their active roster from the practice squad on Oct. 27, 2020.

### SEASON RECAPS:

**2020 (13/0, 1/0 - Tennessee):** Appeared in 13 games as a reserve primarily on special teams and tied for second on the team with eight special teams tackles. Saw action as a reserve in the postseason contest. Spent the first three weeks of the season on the team's practice squad. Was elevated to the active roster from the practice squad on gameday three times before joining the active roster for the remainder of the season on Oct. 27. Led or tied for the team lead in special teams tackles three times in 2020 (vs. HOU, at BAL, at JAX).

- Against Buffalo (10/13), made his season debut as a reserve on special teams.
- Against Houston (10/18), saw action as a reserve on special teams and notched a tackle on coverage units.
- Against Pittsburgh (10/25), played as a reserve on special teams and

registered a tackle on coverage units.

- At Cincinnati (11/1), saw action as a reserve on special teams and collected a tackle on coverage units.
- Against Chicago (11/8), registered two special teams tackles on coverage units.
- Against Indianapolis (11/12), saw action as a reserve on special teams.
- At Baltimore (11/22), led the team with two special teams tackles on coverage units.
- At Indianapolis (11/29), saw action as a reserve on special teams.
- Against Cleveland (12/6), played as a reserve on special teams.
- At Jacksonville (12/13), led the team with a special teams tackle on coverage units.
- Against Detroit (12/20), saw action as a reserve on special teams.
- At Green Bay (12/27), played as a reserve on special teams.
- At Houston (1/3), saw action as a reserve on special teams in the Titans' division-clinching victory.
- Against Baltimore (1/10), played as a reserve on special teams.

**2019 (13/0, 3/0 - Tennessee):** Played in 13 games and led the team with 11 special teams tackles. Also registered a tackle on defense and a forced fumble with a fumble recovery on special teams. Was inactive for three contests. Appeared in all three postseason games and collected two special teams stops. Led or tied for the team lead in special teams tackles seven times in 2019 (at JAX, vs. TB, at CAR, vs. KC, vs. JAX, at IND, at HOU). Played in his 100th career regular season contest against Tampa Bay (10/27/19).

- At Cleveland (9/8), saw action as a reserve on special teams and as a fullback on the goalline. Collected a solo tackle at linebacker late in the game.
- Against Indianapolis (9/15), registered a special teams tackle on coverage units.
- At Jacksonville (9/19), tied for the team lead with a special teams stop.
- At Atlanta (9/29), saw action on special teams.
- Against Buffalo (10/6), played as a reserve on special teams.
- At Denver (10/13), saw action as a reserve on special teams.
- Against L.A. Chargers (10/20), played as a reserve on special teams.
- Against Tampa Bay (10/27), saw action as a reserve on special teams in his 100th career regular season game and collected a tackle on coverage units.
- At Carolina (11/3), played as a reserve on special teams and tied for the team lead with two tackles on coverage units.
- Against Kansas City (11/10), saw action as a reserve on special teams and registered a tackle on coverage units.
- Against Jacksonville (11/24), played as a reserve on special teams and led the team with three special teams tackles, including a forced fumble and fumble recovery on kickoff coverage. Set up the Titans' fourth touchdown by stonewalling Michael Walker on a kickoff, while forcing and recovering a fumble at the Jaguars' seven-yard line in the third quarter.
- At Indianapolis (12/1), saw action as a reserve on special teams before leaving the game in the second quarter with an injury. Tied for the team lead with a special teams tackle on coverage units.
- At Oakland (12/8), was inactive.
- Against Houston (12/15), was inactive.
- Against New Orleans (12/22), was inactive.
- At Houston (12/29), returned to the lineup as a reserve on special teams and tied for the team lead with a special teams stop.
- At New England (1/4), saw action on special teams.
- At Baltimore (1/11), played as a reserve on special teams and collected a tackle on coverage units.

- At Kansas City (1/19), saw action as a reserve on special teams and notched a tackle on coverage units.

**2018 (16/0 - Tennessee):** Appeared in all 16 games and ranked second on the team with 10 special teams tackles. Notched six tackles on defense. Led the team in special teams tackles twice in 2018 (at MIA, vs. BAL).

- At Miami (9/9), led the team with two special teams tackles.
- At Buffalo (10/7), played as a reserve at inside linebacker and on special teams.
- Against Baltimore (10/14), saw action as a reserve at linebacker and amassed a career-best three tackles. Led the teams with three special teams tackles on coverage units.
- Against New England (11/11), played as a reserve on special teams and limited snaps at linebacker. Notched three tackles on defense late in the fourth quarter.
- At N.Y. Giants (12/16), collected two tackles on coverage units.

**2017 (16/0, 2/0 - Tennessee):** Saw action in all 16 games primarily on special teams in his first season with the Titans. Ranked second on the team with a career-best 16 special teams tackles. Played in both postseason contests and notched two special teams tackles. Led or tied for the team lead in special teams tackles four times in 2017 (vs. SEA, at MIA, vs. BAL, at PIT).

- Against Oakland (9/10), saw action as a reserve on special teams in his Titans debut.
- At Miami (10/8), saw action as a reserve on special teams and led the team with three special teams tackles.
- Against Baltimore (11/5), led the team with three special teams tackles on coverage units.

**2016 (16/0, 1/0 - Oakland):** In his first year with the team played in all 16 games as a reserve and registered seven stops on special teams.

- At New Orleans (9/11), made his Raiders debut, seeing action exclusively as a special teams player and recorded one tackle on the unit.
- At San Diego (12/18), led the team with two special teams tackles, his sixth and seventh of the season.
- At Houston (1/7), in his first career postseason appearance, earned limited playing time on defense while serving primarily as a contributing member of the special teams unit. Recorded a special teams tackle.

**2015 (15/0 - St. Louis):** Appeared in 15 games as a reserve primarily on special teams. Finished the season with three tackles, a fumble recovery and a pass defended on defense. Ranked third on the team with 10 special teams tackles.

- At Arizona (10/4), recorded a season-high two tackles while adding his second career fumble recovery.
- At Cincinnati (11/29), earned his first career pass defended.

**2014 (14/0 - St. Louis):** Saw action in 14 games, mostly on special teams. Notched a tackle on defense and 10 stops on special teams.

- At Washington (12/7), recorded his first tackle of the season with a solo stop.
- Against N.Y. Giants (12/21), blocked a Josh Brown field goal.

**2013 (15/0 - St. Louis):** Played in 15 games as a rookie on special teams and collected four special teams tackles and a fumble recovery for a score.

- At Houston (10/13), grabbed his first career fumble recovery, which he returned 11 yards for a touchdown.

#### COLLEGE:

- Appeared in 49 games during his career at Auburn, totaling 316 tackles. Registered six double-digit tackle games in his collegiate career.
- As a senior, appeared in 12 games and recorded 94 tackles, two sacks, an interception and a touchdown.
- As a junior, started all 13 games and led the team with 104 tackles. Finished fourth in the SEC with eight tackles per game. Notched five double-digit tackle efforts, including three in the last four games of the season. Ranked third on team with 8.5 tackles for loss, 2.5 sacks and nine quarterback hurries.
- Moved to linebacker as a sophomore after playing safety as a freshman in 2009 and appeared in 12 games with nine starts. Ranked eighth on team with 48 tackles.
- As a freshman, started all 13 games at safety and totaled 70 tackles and one fumble recovery.
- Majored in philosophy at Auburn.

#### PERSONAL:

- Attended Olive Branch (Miss.) High School for his final high school campaign.
- As a senior, collected 90 tackles, four interceptions and had nearly 900 yards of total offense.
- Named to MHSAA All-Region 1 Class-5A team. Selected for the Commercial Appeal Shelby Metro All-Suburban team.
- Named BankPlus Player of the Week by the DeSoto Times following a 49-22 victory over Horn Lake in which he had 107 total yards and three touchdowns on offense and 10 tackles and one interception on defense.
- Played his freshman through junior years at Christian Brothers (Memphis, Tenn.) High School and was a two-time first-team Tennessee All-State safety.
- Follow Bates on Twitter at @DB\_5trey.
- Follow Bates on Instagram at @weslynn\_son56.
- Born Daren Weston Bates on Nov. 27, 1990 in Memphis, Tenn.



## DAREN BATES' NFL STATISTICS

REGULAR SEASON		TACKLES										INTERCEPTIONS					FUMBLES			
Year	Team	GP	GS	Tot	Solo	Asst	Sk	Yds	QBP	TFL	No	Yds	Lg	TD	PD	FF	FR	Yds	SpT	
2013	St. Louis	15	0	0	0	0	0.0	0.0	NA	NA	0	0	-	0	0	0	0	0	4	
2014	St. Louis	14	0	1	1	0	0.0	0.0	NA	NA	0	0	-	0	0	0	0	0	10	
2015	St. Louis	15	0	3	2	1	0.0	0.0	NA	NA	0	0	-	0	1	0	1	0	10	
2016	Oakland	16	0	3	3	0	0.0	0.0	NA	NA	0	0	-	0	0	0	0	0	7	
2017	Tennessee	16	0	0	0	0	0.0	0.0	0	0	0	0	0	0	0	0	0	0	16	
2018	Tennessee	16	0	6	3	3	0.0	0.0	0	0	0	0	0	0	0	0	0	0	10	
2019	Tennessee	13	0	1	1	0	0.0	0.0	0	0	0	0	0	0	0	0	0	0	11	
2020	Tennessee	13	0	0	0	0	0.0	0.0	0	0	0	0	0	0	0	0	0	0	8	
<b>NFL Totals</b>		<b>118</b>	<b>0</b>	<b>14</b>	<b>10</b>	<b>4</b>	<b>0.0</b>	<b>0.0</b>	<b>0</b>	<b>0</b>	<b>0</b>	<b>0</b>	<b>0</b>	<b>0</b>	<b>1</b>	<b>0</b>	<b>1</b>	<b>0</b>	<b>76</b>	

PLAYOFFS		TACKLES										INTERCEPTIONS					FUMBLES			
Year	Team	GP	GS	Tot	Solo	Asst	Sk	Yds	QBP	TFL	No	Yds	Lg	TD	PD	FF	FR	Yds	SpT	
2016	Oakland	1	0	0	0	0	0.0	0.0	NA	NA	0	0	-	0	0	0	0	0	1	
2017	Tennessee	2	0	0	0	0	0.0	0.0	0	0	0	0	0	0	0	0	0	0	2	
2019	Tennessee	3	0	0	0	0	0.0	0.0	0	0	0	0	0	0	0	0	0	0	2	
2020	Tennessee	1	0	0	0	0	0.0	0.0	0	0	0	0	0	0	0	0	0	0	0	
<b>NFL Totals</b>		<b>7</b>	<b>0</b>	<b>0</b>	<b>0</b>	<b>0</b>	<b>0.0</b>	<b>0.0</b>	<b>0</b>	<b>0</b>	<b>0</b>	<b>0</b>	<b>0</b>	<b>0</b>	<b>0</b>	<b>0</b>	<b>0</b>	<b>0</b>	<b>5</b>	

### Single-Game Highs

Tackles - 3 (Twice, last vs. New England 11/11/18)

Fumble Recovery - 1 at Arizona (10/4/15)

Passes Defensed - 1 at Cincinnati (11/29/15)

### Playoff Single-Game Highs

Special Teams Tackles - 1 (Five times, last at Kansas City 1/19/20)

### Additional Statistics

Blocked Field Goal - 1 (2014)

Touchdowns - 1 (11-yard fumble return at Houston, 10/13/13)

Special Teams Forced Fumble - 1 vs. Jacksonville (11/24/19)

Special Teams Fumble Recovery - 1 vs. Jacksonville (11/24/19)



**13 CAMERON BATSON**

WIDE RECEIVER • 5'8" • 175 LBS • COLLEGE: TEXAS TECH  
 ACQUIRED: FREE AGENT - 2018 • NFL EXPERIENCE (NFL/TITANS): 3/3  
 HOMETOWN: OKLAHOMA CITY, OKLA.  
 GAMES PLAYED/GAMES STARTED: 23/3 (PLAYOFFS: 1/0)

**PRO:** The Titans signed Cameron Batson as a rookie free agent following the 2018 NFL Draft. The 5-foot-8-inch, 180-pounder is a shifty route-runner with good burst and run-after-catch ability. The Texas Tech product also has experience in the return game having brought back both kickoffs and punts during his collegiate career. In four seasons with the Red Raiders, Batson collected 157 receptions for 1,499 yards and 14 touchdowns, while returning 22 kickoffs for 417 yards and 65 punts for 394 yards.

**CAREER HIGHLIGHTS:**

- In 2018, Batson made the Titans' active roster out of training camp as a rookie free agent. He appeared in 11 games with two starts at wide receiver and posted eight catches for 82 yards.

**TITANS TIDBITS:**

- Batson was the valedictorian of his class at Millwood (Okla.) High School, and at Texas Tech, he graduated cum laude with his accounting degree in just over three years. His valedictorian speech – he had 52 in his graduating class – focused on his class, along with his past, and his journey.
- Batson wasn't necessarily expecting to make the team's 53-man roster as a rookie free agent in 2018. So when he walked into general manager Jon Robinson's office during cutdown day, he was expecting the worst. But things took a nice turn, and then something happened even the GM had never experienced before. Robinson told Batson he'd made the team's 53-man roster, and an impromptu prayer broke out. "I sat there and prayed," Batson said, "and Jon bowed his head with me. He said, "That's the first time anyone had ever done that.' ... I just wanted to give God the glory, with everything that is going on good or bad, because without Him nothing is possible."
- He has a dog named Kookie, and runs an Instagram account for her @ms.kookiemonster.
- Batson was roommates with Kansas City Chiefs quarterback Patrick Mahomes at Texas Tech.

**CAREER TRANSACTIONS:**

- The Oklahoma City, Okla., native was signed by the Titans as an undrafted free agent on May 11, 2018.
- Waived by the Titans on Sept. 17, 2018 and signed to the team's practice squad a day later.
- Signed by the Titans to their active roster from the practice squad on Oct. 10, 2018.
- Waived by the Titans on Sept. 7, 2020 and signed to the team's practice squad two days later.
- Activated from the practice squad to the active roster standard elevation on Sept. 19, 2020.
- Activated from the practice squad to the active roster standard elevation on Sept. 26, 2020.
- Placed on the reserve/COVID-19 list on Oct. 2, 2020 and restored to the practice squad on Oct. 14, 2020.
- Activated from the practice squad to the active roster COVID-19 replacement on Oct. 17, 2020.
- Signed by the Titans to their active roster from the practice squad on Nov. 7, 2020.

**SEASON RECAPS:**

**2020 (12/1, 1/0):** Saw action in 12 games with one start at wide receiver and posted 12 catches for 100 yards with a touchdown. Returned 11

- kickoffs for 231 yards and fair caught a punt. Appeared as a reserve in the postseason contest and caught one pass for six yards. Spent four weeks on the team's practice squad, including one week on the reserve/COVID-19 list. Was elevated to the active roster from the practice squad on gameday three times before joining the active roster for the remainder of the season on Nov. 7. Scored his first career touchdown against Cleveland (12/6/20).
- Against Jacksonville (9/20), returned to the lineup for the first time since 2018 and snared two passes for 26 yards. Rushed once for 11 yards on a jet sweep.
- At Minnesota (9/27), started at wide receiver.
- Against Houston (10/18), played as a reserve at wide receiver and hauled in one reception for 13 yards.
- Against Chicago (11/8), played as a reserve at wide receiver and caught one pass for six yards. Registered his first career kickoff return for 23 yards in the fourth quarter.
- Against Indianapolis (11/12), played as a reserve at wide receiver and snared two passes for eight yards. Returned two kickoffs for 60 yards. Kickstarted the Titans' initial touchdown drive with a 35-yard return on the opening kickoff of the game.
- At Baltimore (11/22), saw action as a reserve at wide receiver and caught two passes for 21 yards. Rushed for four yards on a direct snap. Returned three kickoffs for 47 yards. Kept the Titans' opening scoring drive alive with a 14-yard catch on third-and-11 in the first stanza.
- At Indianapolis (11/29), played as a reserve at wide receiver and rushed once for five yards out of the Wildcat formation. Returned one kickoff for 18 yards. Extended the Titans' fourth touchdown drive by taking a direct snap and gaining five yards off right end on third-and-one late in the second quarter.
- Against Cleveland (12/6), saw action as a reserve at wide receiver and caught three passes for 14 yards with his first career touchdown reception. Returned four kickoffs for 83 yards. Made a leaping eight-yard touchdown grab along the sideline in the end zone for his first career score with less than a minute remaining in the contest.
- At Jacksonville (12/13), played as a reserve at wide receiver and on special teams.
- Against Detroit (12/20), saw action as a reserve at wide receiver and as the punt returner.
- At Green Bay (12/27), played as a reserve at wide receiver and caught one pass for 12 yards.
- At Houston (1/3), saw action as a reserve at wide receiver in the Titans' division-clinching victory.
- Against Baltimore (1/10), played as a reserve at wide receiver and caught one pass for six yards in his postseason debut.

**2019 (0/0, 0/0):** Spent the entire season on injured reserve after getting injured during training camp.

**2018 (11/2):** Appeared in 11 games with two starts at wide receiver as a rookie and recorded eight receptions for 82 yards. Carried the ball once for one yard. Returned three punts for four yards. Collected a special teams tackle on coverage units. Was inactive for two games. Spent three weeks on the team's practice squad. Saw action in his first career NFL game against Baltimore (10/14/18). Made his first career reception at L.A. Chargers in London (10/21/18). Made his first career start at Indianapolis (11/18/18).

- Against Baltimore (10/14), made his NFL debut as a reserve on special teams and returned one punt for zero yards.
- At Los Angeles Chargers in London (10/21), played as a reserve at wide receiver and hauled in his first NFL reception for no gain.

- At Dallas (11/5), saw action as a reserve at wide receiver and hauled in two receptions for 21 yards. Kept the Titans' second touchdown drive alive with a 12-yard grab on third-and-seven in the second quarter.
- Against New England (11/11), played as a reserve at wide receiver and collected two receptions for 36 yards. Hauled in a 26-yard reception with a toe-drag catch along the sideline in the third quarter.
- At Indianapolis (11/18), made his first career start at wide receiver and caught one pass for five yards. Rushed once for one yard.
- At Houston (11/26), saw action as a reserve at wide receiver and hauled in one reception for 13 yards. Collected a special teams stop on coverage units.
- Against N.Y. Jets (12/2), started at wide receiver and caught one pass for seven yards.

**COLLEGE:**

- Appeared in 50 games over four seasons at Texas Tech and totaled 157 receptions for 1,499 yards and 14 touchdowns. Also returned 22 kickoffs for 417 yards and returned 65 punts for 394 yards.
- As a senior (2017), saw action in all 13 games with nine starts. Set a single-season career-high with 924 all-purpose yards. Caught 59 passes for 487 yards and five touchdowns. Returned 14 kicks for 308 yards and 17 punts for 91 yards. Also rushed six times for 38 yards. Named a semifinalist for the Campbell Award given to the best football scholar-athlete in the nation and named first-team Academic All-Big 12.
- As a junior (2016), appeared in all 12 games with 10 starts and his 60 receptions ranked second on the team and his 644 receiving yards ranked fourth on the squad. Scored eight touchdowns on the season. Returned 13 kickoffs for 308 yards and 17 punts for 157 yards. Named first-team

Academic All-Big 12.

- As a sophomore (2015), saw action in all 13 games and finished the season with 29 receptions for 327 yards and one touchdown. Returned 13 punts for 81 yards. Named Academic All-Big 12 first-team honoree.
- As a true freshman (2014), played in 12 games and tallied nine receptions for 41 yards. Returned 18 punts for 65 yards.
- Graduated cum laude with a degree in accounting in 2017 from Texas Tech.

**PERSONAL:**

- Attended Millwood (Okla.) High School where he was named the Oklahoma Gatorade State Player of the Year and The Oklahoman's first-team All-State selection.
- As a senior, passed for over 2,000 yards, rushed for over 1,200 yards and returned four punts for touchdowns. As a defensive back, tallied 48 tackles and 19 career interceptions, including five interceptions he returned for touchdowns.
- Helped guide his high school basketball team to a state championship as a junior.
- Son of Ericka Batson and Willie Batson III and has twin sisters, Caira and Carmen.
- Follow Batson on Twitter at @KillaCam\_3\_.
- Follow Batson on Instagram at @Camb\_13.
- Born Cameron Malik Batson on Dec. 20, 1995 in Oklahoma City, Okla.

**CAMERON BATSON'S GAME-BY-GAME**

2018 Tennessee Titans				RECEIVING					
Date	Opp.	W/L	P/S	No	Yds	Avg	Lg	TD	
Sept 9	@ Mia	L	IA						
Sept 16	Hou	W	IA						
Sept 23	@ Jax	W	PS						
Sept 30	Phi	W	PS						
Oct 7	@ Buf	L	PS						
Oct 14	Bal	L	p	0	0	-	0	0	
Oct 21	@ LAC	L	p	1	0	0.0	0	0	
Nov 5	@ Dal	W	p	2	21	10.5	12	0	
Nov 11	NE	W	p	2	36	18.0	26	0	
Nov 18	@ Ind	L	S	1	5	5.0	5	0	
Nov 26	@ Hou	L	p	1	13	13.0	13	0	
Dec 2	NYJ	W	S	1	7	7.0	7	0	
Dec 6	Jax	W	p	0	0	-	0	0	
Dec 16	@ NYG	W	p	0	0	-	0	0	
Dec 22	Was	W	p	0	0	-	0	0	
Dec 30	Ind	L	p	0	0	-	0	0	
<b>Totals</b>		<b>9-7</b>	<b>11/2</b>	<b>8</b>	<b>82</b>	<b>10.3</b>	<b>26</b>	<b>0</b>	

2020 Tennessee Titans				RECEIVING					
Date	Opp.	W/L	P/S	No	Yds	Avg	Lg	TD	
Sept 14	@ Den	W	PS						
Sept 20	Jax	W	p	2	26	13.0	18	0	
Sept 27	@ Min	W	S	0	0	-	0	0	
Oct 13	Buf	W	R/C						
Oct 18	Hou	W	p	1	13	13.0	13	0	
Oct 25	Pit	L	PS						
Nov 1	@ Cin	L	PS						
Nov 8	Chi	W	p	1	6	6.0	6	0	
Nov 12	Ind	L	p	2	8	4.0	5	0	
Nov 22	@ Bal	W	p	2	21	10.5	14	0	
Nov 29	@ Ind	W	p	0	0	-	0	0	
Dec 6	Cle	L	p	3	14	4.7	8t	1	
Dec 13	@ Jax	W	p	0	0	-	0	0	
Dec 20	Det	W	p	0	0	-	0	0	
Dec 27	@ GB	L	p	1	12	12.0	12	0	
Jan 3	@ Hou	W	p	0	0	-	0	0	
<b>Totals</b>		<b>11-5</b>	<b>12/1</b>	<b>12</b>	<b>100</b>	<b>8.3</b>	<b>18</b>	<b>1</b>	
<b>Playoffs</b>									
Jan 10	Bal	L	p	1	6	6.0	6	0	
<b>Totals</b>		<b>0-1</b>	<b>1/0</b>	<b>1</b>	<b>6</b>	<b>6.0</b>	<b>6</b>	<b>0</b>	

## CAMERON BATSON'S NFL STATISTICS

### REGULAR SEASON

Year	Team	REGULAR SEASON			RECEIVING					RUSHING				
		GP	GS	No	Yds	Avg	Lg	TD	Att	Yds	Avg	Lg	TD	
2018	Tennessee	11	2	8	82	10.3	26	0	1	1	1.0	1	0	
2019	Tennessee	0	0		Injured Reserve									
2020	Tennessee	12	1	12	100	8.3	18	1	4	20	5.0	11	0	
<b>NFL Totals</b>		<b>23</b>	<b>3</b>	<b>20</b>	<b>182</b>	<b>9.1</b>	<b>26</b>	<b>1</b>	<b>5</b>	<b>21</b>	<b>4.2</b>	<b>11</b>	<b>0</b>	

### REGULAR SEASON

Year	Team	REGULAR SEASON						PUNT RETURNS					KICKOFF RETURNS			
		No	FC	Yds	Avg	Lg	TD	No	Yds	Avg	Lg	TD				
2018	Tennessee	3	1	4	1.3	5	0	0	0	-	0	0				
2019	Tennessee	Injured Reserve														
2020	Tennessee	0	1	0	-	0	0	11	231	21.0	35	0				
<b>NFL Totals</b>		<b>3</b>	<b>2</b>	<b>4</b>	<b>1.3</b>	<b>5</b>	<b>0</b>	<b>11</b>	<b>231</b>	<b>21.0</b>	<b>35</b>	<b>0</b>				

### PLAYOFFS

Year	Team	PLAYOFFS			RECEIVING					RUSHING				
		GP	GS	No	Yds	Avg	Lg	TD	Att	Yds	Avg	Lg	TD	
2020	Tennessee	1	0	1	6	6.0	6	0	0	0	-	0	0	
<b>NFL Totals</b>		<b>1</b>	<b>0</b>	<b>1</b>	<b>6</b>	<b>6.0</b>	<b>6</b>	<b>0</b>	<b>0</b>	<b>0</b>	<b>-</b>	<b>0</b>	<b>0</b>	

### PLAYOFFS

Year	Team	PLAYOFFS						PUNT RETURNS					KICKOFF RETURNS			
		No	FC	Yds	Avg	Lg	TD	No	Yds	Avg	Lg	TD				
2020	Tennessee	0	0	0	0.0	0	0	0	0	-	0	0				
<b>NFL Totals</b>		<b>0</b>	<b>0</b>	<b>0</b>	<b>0.0</b>	<b>0</b>	<b>0</b>	<b>0</b>	<b>0</b>	<b>-</b>	<b>0</b>	<b>0</b>				

#### Single-Game Highs


Receptions - **3 vs. Cleveland (12/6/20)**  
 Receiving Yards - 36 vs. New England (11/11/18)  
 Long Reception - 26 vs. New England (11/11/18)  
 Receiving Touchdown - **1 vs. Cleveland (12/6/20)**  
 Rushes - **1 (Five times, last vs. Cleveland 12/6/20)**  
 Rushing Yards - **11 vs. Jacksonville (9/20/20)**  
 Long Rush - **11 vs. Jacksonville (9/20/20)**  
 Kickoff Returns - **4 vs. Cleveland (12/6/20)**  
 Kickoff Return Yards - **83 vs. Cleveland (12/6/20)**  
 Kickoff Return Long - **35 vs. Indianapolis (11/12/20)**  
 Punt Returns - 2 vs. Jacksonville (12/6/18)  
 Punt Return Yards - 4 vs. Jacksonville (12/6/18)  
 Punt Return Long - 5 vs. Jacksonville (12/6/18)

#### Playoff Single-Game Highs

Receptions - **1 vs. Baltimore (1/6/21)**  
 Receiving Yards - **6 vs. Baltimore (1/6/21)**  
 Long Reception - **6 vs. Baltimore (1/6/21)**

#### Additional Career Statistics

Special Teams Tackles - 1 (2018)  
 Fumble Recovery - 1 (2020)



**41 KHARI BLASINGAME**

FULLBACK/RUNNING BACK • 6'0" • 233 LBS • COLLEGE: VANDERBILT  
 ACQUIRED: FREE AGENT - 2019 • NFL EXPERIENCE (NFL/TITANS): 2/2  
 HOMETOWN: NEW MARKET, ALA.  
 GAMES PLAYED/GAMES STARTED: 21/10 (PLAYOFFS: 4/2)

**PRO:** The Titans signed fullback/running back Khari Blasingame off the Minnesota Vikings' practice squad during the 2019 season to provide depth in the backfield and on special teams. Blasingame originally signed with the Vikings as a rookie free agent following the 2019 NFL Draft and spent the first 10 weeks of his rookie campaign on the team's practice squad. The 6-foot, 233-pounder amassed 997 rushing yards and 15 rushing scores as well as 35 catches for 380 yards and two receiving touchdowns during his collegiate career at Vanderbilt.

**TITANS TIDBITS:**

- Blasingame enjoys playing the saxophone.
- Blasingame originally started his Vanderbilt career at linebacker before transitioning to running back as a sophomore in 2016.
- After his football career, Blasingame's goal is to become the CEO of a hospital or health care system. Once there, he wants to focus on improving health care outcomes for disadvantaged populations. He earned his undergraduate degree in medicine, health and society from Vanderbilt in 2017 and is working towards master's degree in education, after playing his final collegiate season in 2018 as a graduate student.

**CAREER TRANSACTIONS:**

- The New Market, Ala., native was originally signed by the Minnesota Vikings as a rookie free agent on May 3, 2019.
- Waived by the Vikings on Aug. 31, 2019 and signed to the team's practice squad a day later.
- Signed by the Titans to their active roster from the Minnesota Vikings' practice squad on Nov. 13, 2019.

**SEASON RECAPS:**

**2020 (15/7, 1/1 - Tennessee):** Played in 15 games with seven starts at fullback and helped Derrick Henry become the eighth player in NFL history to eclipse 2,000 rushing yards in a season. Caught four passes for 39 yards out of the backfield and registered three special teams tackles on coverage units. Missed one contest on the reserve/COVID-19 list. Tied for the team lead in special teams tackles twice in 2020 (vs. IND, vs. CLE).

- At Denver (9/14), saw action as a reserve at fullback and snared one catch for five yards.
- Against Jacksonville (9/20), started at fullback and saw action on special teams.
- At Minnesota (9/27), played as a reserve at fullback and helped the Titans collect 134 yards on the ground.
- Against Buffalo (10/13), missed the game while on reserve/COVID-19.
- Against Houston (10/18), started at fullback and helped open holes for Titans' rushers to gain 263 yards on the ground, including 212 rushing yards by Derrick Henry.
- Against Pittsburgh (10/25), played as a reserve at fullback and on special teams.
- At Cincinnati (11/1), saw action as a reserve at fullback and snared a reception for five yards. Returned one kickoff for 11 yards
- Against Chicago (11/8), started at fullback.
- Against Indianapolis (11/12), started at fullback and snared one pass for 13 yards. Registered a special teams tackle on coverage units.
- At Baltimore (11/22), started at fullback and helped open holes for Titans' ball carriers to gain 173 yards on the ground.
- At Indianapolis (11/29), started at fullback and blocked for Titans' rushers to gain 229 yards on 45 carries.
- Against Cleveland (12/6), played as a reserve at fullback and on special teams. Tied for the team lead with a special teams stop on coverage units.

- At Jacksonville (12/13), saw action at fullback and helped open holes for Titans' rushers to gain 249 yards on the ground, including a 215-yard performance by Derrick Henry.
- Against Detroit (12/20), started at fullback and helped block for Titans' ball carriers to gain 195 yards and score three touchdowns on the ground.
- At Green Bay (12/27), saw action as a reserve at fullback and on special teams. Notched a special teams tackle on coverage units.
- At Houston (1/3), played as a reserve at fullback and blocked for Derrick Henry to gain a franchise-record 250 rushing yards in the Titans' division-clinching victory and in the process become the eighth player in NFL history to eclipse 2,000 rushing yards in a season.
- Against Baltimore (1/10), started at fullback.

**2019 (6/3, 3/1 - Tennessee):** Saw action in six games with three starts at fullback during his rookie campaign. Caught four passes for 54 yards and collected two special teams tackles. Played in all three postseason contests with a start at fullback and notched two special teams tackles and a forced fumble on coverage units. Spent the first 10 weeks of the season on the Minnesota Vikings' practice squad before being signed by the Titans to their active roster on Nov. 13, 2019. Tied for the team lead in special teams tackles twice in 2019 (at IND, at NE). Made his first career start in his NFL debut against Jacksonville (11/24/19).

- Against Jacksonville (11/24), started at fullback in his NFL debut. Notched a special teams tackle on coverage units.
- At Indianapolis (12/1), played as a reserve at fullback and on special teams. Tied for the team lead with a special teams tackle on coverage units.
- At Oakland (12/8), saw action as a reserve at fullback and snared two receptions for 47 yards. Helped open holes for Titans' rushers to gain 161 yards on the ground. Set up the Titans' opening score with his first career catch, a 24-yard reception, in the first quarter. Got the Titans offense some breathing room with a 23-yard catch to the Tennessee 34-yard line in the third quarter.
- Against Houston (12/15), played as a reserve at fullback and caught one pass for no gain.
- Against New Orleans (12/22), started at fullback and helped the Titans amass 149 rushing yards on 26 carries.
- At Houston (12/29), started at fullback and caught one pass for seven yards. Helped open holes for Titans' rushers to gain 245 yards on the ground.
- At New England (1/4), started at fullback in his first career postseason game and blocked for Derrick Henry to amass 182 rushing yards. Tied for the team lead with a special teams tackle and a forced fumble on coverage units.
- At Baltimore (1/11), played as a reserve at fullback and helped open holes for Derrick Henry to collect a franchise postseason record 195 yards on the ground. Played as a reserve on special teams and collected a tackle on coverage units.
- At Kansas City (1/19), saw action as a reserve at fullback and on special teams.

**COLLEGE:**

- Helped revitalize Vanderbilt's football program, advancing to Independence Bowl against N.C. State in 2016 and Texas Bowl against Baylor in 2018. Capped his collegiate career with CoSIDA Academic All-District honors in 2017 and 2018 and SEC Academic Honor Roll recognition from 2015-17.
- As a graduate student (2018), played in all 13 games with two starts and rushed for 401 yards and five touchdowns on 96 attempts, while adding 25 receptions for 320 yards and a score.



- As a junior (2017), participated in 11 games with one start at running back. As the top reserve to Commodores all-time leading rusher Ralph Webb, produced 147 yards on 45 carries.
- As a sophomore (2016), after moving from linebacker to running back in spring drills, played in all 13 games at running back and on special team return units. Finished the season second on the squad with 449 rushing yards and 10 rushing touchdowns on 97 carries. Also registered four receptions.
- As a redshirt freshman (2015), played in 11 games, contributing at inside linebacker and on special teams.
- In 2014, did not see action as a true freshman.
- Earned an undergraduate degree in medicine, health and society from Vanderbilt in May 2017, and is currently working toward a Master's of Education from Vanderbilt's Peabody College.

**PERSONAL:**

- Named second team All-State as a defensive back at Buckhorn (Huntsville, Ala.) High School.
- As a senior, posted 64 solo tackles and pair of interceptions as a safety. Also rushed for 966 yards and 10 touchdowns.
- Started at cornerback during junior and sophomore seasons.
- Played baseball and did sprints and jumps on the track and field squad at Buckhorn.
- Served as school ambassador and member of National Honor Society.
- Son of Stanley and Tara Blasingame and has an older sister, Camara.
- Born Khari Thomas Blasingame on July 1, 1996 in Huntsville, Ala.

**KHARI BLASINGAME'S GAME-BY-GAME**

2019 Tennessee Titans				RUSHING					RECEIVING				
Date	Opp	W/L	P/S	Att	Yds	Avg	Lg	TD	No	Yds	Avg	Lg	TD
Nov 24	Jax	W	S	0	0	-	0	0	0	0	-	0	0
Dec 1	@ Ind	W	p	0	0	-	0	0	0	0	-	0	0
Dec 8	@ Oak	W	p	0	0	-	0	0	2	47	23.5	24	0
Dec 15	Hou	L	p	0	0	-	0	0	1	0	0.0	0	0
Dec 22	NO	L	S	0	0	-	0	0	0	0	-	0	0
Dec 29	@ Hou	W	S	0	0	-	0	0	1	7	7.0	7	0
<b>Totals</b>		<b>4-2</b>	<b>6/3</b>	<b>0</b>	<b>0</b>	<b>-</b>	<b>0</b>	<b>0</b>	<b>4</b>	<b>54</b>	<b>13.5</b>	<b>24</b>	<b>0</b>
<b>Playoffs</b>													
Jan 4	@ NE	W	S	0	0	-	0	0	0	0	-	0	0
Jan 11	@ Bal	W	p	0	0	-	0	0	0	0	-	0	0
Jan 19	@ KC	L	p	0	0	-	0	0	0	0	-	0	0
<b>Totals</b>		<b>2-1</b>	<b>3/1</b>	<b>0</b>	<b>0</b>	<b>-</b>	<b>0</b>	<b>0</b>	<b>0</b>	<b>0</b>	<b>-</b>	<b>0</b>	<b>0</b>

2020 Tennessee Titans				RUSHING					RECEIVING				
Date	Opp	W/L	P/S	Att	Yds	Avg	Lg	TD	No	Yds	Avg	Lg	TD
Sept 14	@ Den	W	p	0	0	-	0	0	1	5	5.0	5	0
Sept 20	Jax	W	S	0	0	-	0	0	0	0	-	0	0
Sept 27	@ Min	W	p	0	0	-	0	0	0	0	-	0	0
Oct 13	Buf	W	R/C										
Oct 18	Hou	W	S	0	0	-	0	0	0	0	-	0	0
Oct 25	Pit	L	p	0	0	-	0	0	0	0	-	0	0
Nov 1	@ Cin	L	p	0	0	-	0	0	1	5	5.0	5	0
Nov 8	Chi	W	S	0	0	-	0	0	0	0	-	0	0
Nov 12	Ind	L	S	0	0	-	0	0	1	13	13.0	13	0
Nov 22	@ Bal	W	S	0	0	-	0	0	0	0	-	0	0
Nov 29	@ Ind	W	S	0	0	-	0	0	1	16	16.0	16	0
Dec 6	Cle	L	p	0	0	-	0	0	0	0	-	0	0
Dec 13	@ Jax	W	p	0	0	-	0	0	0	0	-	0	0
Dec 20	Det	W	S	0	0	-	0	0	0	0	-	0	0
Dec 27	@ GB	L	p	0	0	-	0	0	0	0	-	0	0
Jan 3	@ Hou	W	p	0	0	-	0	0	0	0	-	0	0
<b>Totals</b>		<b>11-5</b>	<b>15/7</b>	<b>0</b>	<b>0</b>	<b>-</b>	<b>0</b>	<b>0</b>	<b>4</b>	<b>39</b>	<b>9.8</b>	<b>16</b>	<b>0</b>
<b>Playoffs</b>													
Jan 10	Bal	L	S	0	0	-	0	0	0	0	-	0	0
<b>Totals</b>		<b>0-1</b>	<b>1/1</b>	<b>0</b>	<b>0</b>	<b>-</b>	<b>0</b>	<b>0</b>	<b>0</b>	<b>0</b>	<b>-</b>	<b>0</b>	<b>0</b>

**KHARI BLASINGAME'S NFL STATISTICS**

REGULAR SEASON				RUSHING					RECEIVING				
Year	Team	GP	GS	No	Yds	Avg	Lg	TD	Att	Yds	Avg	Lg	TD
2019	Tennessee	6	3	0	0	0.0	-	0	4	54	13.5	24	0
2020	Tennessee	15	7	0	0	-	0	0	4	39	9.8	16	0
<b>NFL Totals</b>		<b>21</b>	<b>10</b>	<b>0</b>	<b>0</b>	<b>-</b>	<b>0</b>	<b>0</b>	<b>8</b>	<b>93</b>	<b>11.6</b>	<b>24</b>	<b>0</b>

PLAYOFFS				RUSHING					RECEIVING				
Year	Team	GP	GS	Att	Yds	Avg	Lg	TD	No	Yds	Avg	Lg	TD
2019	Tennessee	3	1	0	0	0.0	-	0	0	0	0.0	-	0
2020	Tennessee	1	1	0	0	0.0	-	0	0	0	0.0	-	0
<b>NFL Totals</b>		<b>4</b>	<b>2</b>	<b>0</b>	<b>0</b>	<b>0.0</b>	<b>-</b>	<b>0</b>	<b>0</b>	<b>0</b>	<b>0.0</b>	<b>-</b>	<b>0</b>

**Single-Game Highs**

- Receptions - 2 at Oakland (12/8/19)
- Receiving Yards - 47 at Oakland (12/8/19)
- Long Reception - 24 at Oakland (12/8/19)

**Additional Statistics**

- Special Teams Tackles - 2 (2019), **3 (2020)**
- Kickoff Returns - **1 for 11 yards at Cincinnati (11/1/20)**

**Additional Playoff Statistics**

- Special Teams Tackles - 2 (2019)
- Special Teams Forced Fumble - 1 at New England (1/4/20)



# 39 BREON BORDERS

CORNERBACK • 6'0" • 189 LBS • COLLEGE: DUKE  
ACQUIRED: FREE AGENT - 2020 • NFL EXPERIENCE (NFL/TITANS): 2/1  
HOMETOWN: STATESVILLE, N.C.  
GAMES PLAYED/GAMES STARTED: 19/6 (PLAYOFFS: 0/0)



**PRO:** The Titans signed veteran cornerback Breon Borders to the practice squad during Week 3 of the 2020 season to bring experience to the secondary. The 6-foot, 189-pounder originally signed with the Oakland Raiders as a rookie free agent following the 2017 NFL Draft and has also spent time with the Buffalo Bills, Houston Texans, Jacksonville Jaguars, Washington Football Team, Pittsburgh Steelers and Miami Dolphins. The Statesville, N.C., native has appeared in 13 career games with one start and recorded seven tackles and one fumble recovery.

#### CAREER HIGHLIGHTS:

- In 2019, Borders appeared in a career-best 12 games and made his first NFL start. Recorded career-highs with seven tackles and one fumble recovery.

#### TITANS TIDBITS:

- Borders can play the piano.
- His dream job outside of sports would be the CEO of an after-school athletic program.

#### CAREER TRANSACTIONS:

- The Statesville, N.C., native was signed by the Oakland Raiders as an undrafted free agent on May 5, 2017.
- Waived by the Raiders on Sept. 2, 2017 and signed to the team's practice squad a day later.
- Signed by the Buffalo Bills to their active roster on Dec. 16, 2017.
- Waived by Buffalo on Sept. 1, 2018.
- Signed by the Houston Texans to the team's practice squad on Sept. 11, 2018.
- Waived by Houston on Oct. 2, 2018.
- Signed by the Jacksonville Jaguars to the team's practice squad on Oct. 25, 2018.
- Signed by the Jaguars to the team's active roster off of the practice squad on Dec. 22, 2018.
- Waived by the Jaguars on Dec. 3, 2019.
- Signed by the Jaguars to the team's practice squad on Dec. 5, 2019.
- Signed by the Washington Football Team to their active roster on Dec. 24, 2019.
- Waived by Washington on March 23, 2020.
- Signed by the Pittsburgh Steelers on April 16, 2020.
- Waived by the Steelers on Aug. 11, 2020.
- Claimed off of waivers by the Miami Dolphins on Aug. 12, 2020.
- Waived by the Dolphins on Sept. 5, 2020.
- Signed by the Titans to the team's practice squad on Sept. 21, 2020.
- Activated from the practice squad to the active roster standard elevation on Oct. 31, 2020.
- Signed by the Titans to their active roster from the practice squad on Nov. 7, 2020.

#### SEASON RECAPS:

**2020 (6/5 - Tennessee):** Played in six games with five starts at cornerback in his first season with the Titans and registered 27 tackles, an interception, a stop for loss and six passes defended. Spent four weeks on the team's practice squad, including two weeks on the practice squad reserve/COVID-19 list. Was elevated to the active roster from the practice squad on gameday once before joining the active roster on Nov. 7. Placed on injured reserve on Dec. 12 missing the final four regular season games and the postseason contest. Led the team in passes defended twice in 2020 (at IND, vs. CLE). Collected his first career interception at Indianapolis

(11/29/20).

- At Cincinnati (11/1), made his Titans debut as a reserve at cornerback and posted three tackles.
- Against Chicago (11/8), made his first start with the Titans at cornerback and tallied a career-high nine tackles with a pass defended. Defended a pass intended for Darnell Mooney in the final stanza.
- Against Indianapolis (11/12), started at cornerback and collected five tackles.
- At Baltimore (11/22), started at cornerback and totaled two tackles and a pass defended. Broke up a deep pass intended for Willie Snead IV early in the first quarter.
- At Indianapolis (11/29), started at cornerback and recorded two tackles, his first career interception and another pass defended. Halted a Colts' drive by intercepting a Philip Rivers pass intended for Zach Pascal on third-and-10 in the third stanza.
- Against Cleveland (12/6), started at cornerback and tallied six tackles, including a stop for loss and two passes defended. Stuffed Nick Chubb for a one-yard loss on a rush off right guard late in the first quarter. Broke up a deep pass intended for Rashard Higgins in the second quarter. Deflected a deep pass intended for Higgins early in the final quarter.
- At Jacksonville (12/13),

**2019 (11/1 - Jacksonville; 1/0 - Washington):** Saw action in 12 games with one start on the season, including 11 contests and one start for Jacksonville and one game for Washington. Tallied seven tackles and one fumble recovery. Was inactive for one game while with the Jaguars.

- Against Houston (11/3), made his first career start and notched a career-best six tackles and his first career fumble recovery.

**2018 (1/0 - Jacksonville):** Played in one game for Jacksonville and was inactive for another. Spent seven games on the Jaguars practice squad and three games on the Houston Texans practice squad. Spent the offseason and training camp with the Buffalo Bills but was waived during roster cuts.

- At Miami (12/23), made his NFL debut.

**2017 (0/0 - Oakland; 0/0 Buffalo):** Was inactive for three games while with the Bills. Spent 13 games on the Oakland Raiders practice squad.

#### COLLEGE:

- Played in 49 games with 35 starts over four seasons (2013-16) at Duke. Totaled 148 tackles, 7.0 tackles for loss, 1.0 sack, 46 passes defended, 12 interceptions, one forced fumble, two fumble recoveries and one blocked field goal. Finished his career ranked third in passes defended and tied for sixth in interceptions in program history.
- As a senior (2016), started nine games and recorded 27 tackles, 2.5 tackles for loss, two interceptions, one forced fumble and one fumble recovery. Earned third team All-ACC honors from the league's coaches.
- As a junior (2015), started all 13 games and posted 56 tackles, 4.0 tackles for loss, 1.0 sack and a team-leading three interceptions. Led Duke in interceptions for the third consecutive season and became the third player in school history to lead the team in interceptions in freshman, sophomore and junior seasons. Earned Duke's Iron Devil Award for playing the most snaps with 1,118.
- As a sophomore (2014), started all 13 games and posted 39 tackles, 0.5 tackle for loss, a team-high three interceptions, one fumble recovery and one blocked field goal.
- As a freshman (2013), played in all 14 games and registered 26 tackles and a team-leading four interceptions. Set the Duke freshman record for interceptions.

- Majored in cultural anthropology at Duke.

**PERSONAL:**

- Attended Statesville (N.C.) High School where he posted 91 tackles, seven interceptions, three forced fumbles and two fumble recoveries for touchdowns as a senior.
- Also lettered in basketball and track and field, and was a three-time all-conference and all-county selection in track and field.
- Son of Chaketa Borders and Kaseem Miller.
- Has a son, Breon Jr.
- Born Breon Borders on July 22, 1995 in Statesville, N.C.

## BREON BORDERS' DEFENSIVE GAME-BY-GAME

**2017 Buffalo Bills, Oakland Raiders**

Date	Opp	W/L	P/S	Tot Solo Asst	Sk - Yds	QBP	TFL	Int - Yds -TD	PD	FF	FR - Yds	SpT
Sept 10	@ Ten	W	PS									
Sept 17	NYJ	W	PS									
Sept 24	@ Was	L	PS									
Oct 1	@ Den	L	PS									
Oct 8	Bal	L	PS									
Oct 15	LAC	L	PS									
Oct 19	KC	W	PS									
Oct 29	@ Buf	L	PS									
Nov 5	@ Mia	W	PS									
Nov 19	NE	L	PS									
Nov 26	Den	W	PS									
Dec 3	NYG	W	PS									
Dec 10	@ KC	L	PS									
Signed by the Buffalo Bills to the team's active roster on Dec. 16, 2017												
Dec 17	Mia	W	IA									
Dec 24	@ NE	L	IA									
Dec 31	@ Mia	W	IA									
<b>Totals</b>		<b>8-8</b>	<b>0/0</b>	<b>0</b>	<b>0</b>	<b>0</b>	<b>0.0</b>	<b>0.0</b>	<b>0</b>	<b>0</b>	<b>0</b>	<b>0</b>

**2018 Houston Texans, Jacksonville Jaguars**

Date	Opp	W/L	P/S	Tot Solo Asst	Sk - Yds	QBP	TFL	Int - Yds -TD	PD	FF	FR - Yds	SpT
Sept 16	@ Ten	L	PS									
Sept 23	NYG	L	PS									
Sept 30	@ Ind	W	PS									
Signed by the Jacksonville Jaguars to the team's practice squad on Oct. 25, 2018												
Oct 28	Phi	L	PS									
Nov 11	@ Ind	L	PS									
Nov 18	Pit	L	PS									
Nov 25	@ Buf	L	PS									
Dec 2	Ind	W	PS									
Dec 6	@ Ten	L	PS									
Dec 16	Was	L	PS									
Dec 23	@ Mia	W	p	0	0	0	0.0	0.0	0	0	0	0
Dec 30	Hou	L	IA									
<b>Totals</b>		<b>3-9</b>	<b>1/0</b>	<b>0</b>	<b>0</b>	<b>0</b>	<b>0.0</b>	<b>0.0</b>	<b>0</b>	<b>0</b>	<b>0</b>	<b>0</b>

**2019 Jacksonville Jaguars, Washington**

Date	Opp	W/L	P/S	Tot Solo Asst	Sk - Yds	QBP	TFL	Int - Yds -TD	PD	FF	FR - Yds	SpT
Sept 8	KC	L	p	0	0	0	0.0	0.0	0	0	0	0
Sept 15	@ Hou	L	p	0	0	0	0.0	0.0	0	0	0	0
Sept 19	Ten	W	IA									
Sept 19	@ Den	W	p	0	0	0	0.0	0.0	0	0	0	0
Oct 6	@ Car	L	p	0	0	0	0.0	0.0	0	0	0	0
Oct 13	NO	L	p	0	0	0	0.0	0.0	0	0	0	0
Oct 20	@ Cin	W	p	0	0	0	0.0	0.0	0	0	0	0
Oct 27	NYJ	W	p	1	0	1	0.0	0.0	0	0	0	0
Nov 3	Hou	L	S	6	6	0	0.0	0.0	0	0	0	1
Nov 17	@ Ind	L	p	0	0	0	0.0	0.0	0	0	0	0
Nov 24	@ Ten	L	p	0	0	0	0.0	0.0	0	0	0	0
Dec 1	TB	L	p	0	0	0	0.0	0.0	0	0	0	0
Dec 8	LAC	L	PS									
Dec 15	@ Oak	W	PS									
Dec 22	@ Atl	L	PS									
Signed by Washington to the team's active roster on Dec. 24, 2019												
Dec 29	@ Dal	L	p	0	0	0	0.0	0.0	0	0	0	0
<b>Totals</b>		<b>5-11</b>	<b>12/1</b>	<b>7</b>	<b>6</b>	<b>1</b>	<b>0.0</b>	<b>0.0</b>	<b>0</b>	<b>0</b>	<b>0</b>	<b>1</b>

**2020 Tennessee Titans**

Date	Opp	W/L	P/S	Tot Solo Asst	Sk - Yds	QBP	TFL	Int - Yds -TD	PD	FF	FR - Yds	SpT
Sept 27	@ Min	W	PS									
Oct 13	Buf	W	PS									
Oct 18	Hou	W	PS									
Oct 25	Pit	L	PS									
Nov 1	@ Cin	L	p	3	2	1	0.0	0.0	0	0	0	0
Nov 8	Chi	W	S	9	7	2	0.0	0.0	0	0	0	1
Nov 12	Ind	L	S	5	5	0	0.0	0.0	0	0	0	0
Nov 22	@ Bal	W	S	2	2	0	0.0	0.0	0	0	0	1
Nov 29	@ Ind	W	S	2	2	0	0.0	0.0	0	0	1	0
Dec 6	Cle	L	S	6	4	2	0.0	0.0	0	1	0	2
Dec 13	@ Jax											
Dec 20	Det											
Dec 27	@ GB											
Jan 3	@ Hou											
Placed on injured reserve on Dec. 12, 2020												
<b>Totals</b>		<b>6-4</b>	<b>6/5</b>	<b>27</b>	<b>22</b>	<b>5</b>	<b>0.0</b>	<b>0.0</b>	<b>0</b>	<b>1</b>	<b>1</b>	<b>0</b>

## BREON BORDERS' NFL STATISTICS

REGULAR SEASON		TACKLES										INTERCEPTIONS					FUMBLES			
Year	Team	GP	GS	Tot	Solo	Asst	Sk	Yds	QBP	TFL	No	Yds	Lg	TD	PD	FF	FR	Yds	SpT	
2017	Buf/Oak	0	0	0	0	0	0	0.0	0.0	0	0	0	0	0	0	0	0	0	0	
2018	Hou/Jax	1	0	0	0	0	0	0.0	0.0	0	0	0	0	0	0	0	0	0	0	
2019	Jax/Was	12	1	7	6	1	0.0	0.0	0	0	0	0	0	0	0	0	1	0	0	
2020	Tennessee	6	5	27	22	5	0.0	0.0	0	1	1	0	0	0	6	0	0	0	0	
<b>NFL Totals</b>		<b>19</b>	<b>6</b>	<b>34</b>	<b>28</b>	<b>6</b>	<b>0.0</b>	<b>0.0</b>	<b>0</b>	<b>1</b>	<b>1</b>	<b>0</b>	<b>0</b>	<b>6</b>	<b>0</b>	<b>1</b>	<b>0</b>	<b>0</b>	<b>0</b>	

**Single-Game Highs**

Tackles - **9 vs. Chicago (11/8/20)**  
 Fumble Recovery - **1 vs. Houston (11/3/18)**

Interceptions - **1 at Indianapolis (11/29/20)**  
 Passes Defensed - **2 (Twice, last vs. Cleveland 12/6/20)**



# 62 AARON BREWER

CENTER • 6'1" • 274 LBS • COLLEGE: TEXAS STATE  
ACQUIRED: FREE AGENT - 2020 • NFL EXPERIENCE (NFL/TITANS): ROOKIE  
HOMETOWN: DALLAS, TEXAS  
GAMES PLAYED/GAMES STARTED: 12/1 (PLAYOFFS: 0/0)



**PRO:** The Titans signed Aaron Brewer as a rookie free agent following the 2020 NFL Draft. The 6-foot-1-inch, 274-pounder appeared in 48 games with 47 consecutive starts over four seasons (2016-19) at Texas State. The Dallas, Texas native brings versatility to the offensive line room, having made starts at center, left guard, right guard, left tackle and right tackle.

**TITANS TIDBITS:**

- As an extremely versatile athlete, Brewer has even taught himself to do backflips.

**CAREER TRANSACTIONS:**

- The Dallas, Texas native was signed by the Titans as a rookie free agent on May 7, 2020.

**SEASON RECAPS:**

- 2020 (12/1, 0/0):** Played in 12 games with one start at left guard during his rookie campaign. Was inactive for one contest and dressed but did not play in three games. Missed the postseason contest while on the reserve/COVID-19 list. Made his NFL debut at Denver (9/14/20). Started his first career NFL contest at Baltimore (11/22/20).
- At Denver (9/14), saw action as a reserve in his first NFL contest.
  - Against Jacksonville (9/20), dressed but did not play.
  - At Minnesota (9/27), was inactive.
  - Against Buffalo (10/13), saw limited action as a reserve tight end in the jumbo package.
  - Against Houston (10/18), suited up but did not play.
  - Against Pittsburgh (10/25), saw limited action as an extra lineman on goalline packages.
  - At Cincinnati (11/1), dressed but did not play.
  - Against Chicago (11/8), saw action as a reserve on special teams.
  - Against Indianapolis (11/12), played as a reserve at center late in the game and as an extra tight end.
  - At Baltimore (11/22), made his first career NFL start at left guard and helped open holes for Titans' ball carriers to gain 173 yards on the ground.
  - At Indianapolis (11/29), saw action as an extra tight end in goalline packages.
  - Against Cleveland (12/6), saw action as an extra tight end in short-yardage formations.
  - At Jacksonville (12/13), played as a reserve at left guard in the second half.
  - Against Detroit (12/20), saw action as a reserve as an extra tight end.
  - At Green Bay (12/27), saw limited action at left guard late in the fourth quarter.
  - At Houston (1/3), entered the game as a reserve at left guard in the third quarter after Rodger Saffold III left with an injury. Blocked for Derrick Henry to gain a franchise-record 250 rushing yards in the Titans' division-clinching victory and in the process become the eighth player in NFL history to eclipse 2,000 rushing yards in a season.
  - Against Baltimore (1/10), missed the game while on reserve/COVID-19.

**COLLEGE:**

- In four seasons at Texas State (2016-19), appeared in 48 games with 47 consecutive starts along the offensive line. Brewer recorded starts at center, left guard, right guard, left tackle and right tackle.
- As a senior (2019), started all 12 games at right tackle. Earned All-Sun Belt second team recognition.
- As a junior (2018), started 12 games with six starts at center and six starts at left tackle. Named to the All-Sun Belt first team Offense by Pro Football Focus and earned honorable mention All-Sun Belt recognition by

- the league's coaches and media.
- As a sophomore (2017), started all 12 games on the offensive line. Made five starts at center, five games at right guard and two games at left tackle. Earned All-Sun Belt second team honors by Phil Steele and All-Sun Belt third team recognition by the league's coaches and media.
  - At Arkansas State (11/18), caught one pass for seven yards.
  - As a freshman (2016), played in 12 games and made 11 starts on the offensive line. Started seven games at left guard and four games at center. Earned All-Sun Belt third team honors by Phil Steele and All-Sun Belt honorable mention recognition by the league's coaches and media.
  - Majored in general studies at Texas State.

**PERSONAL:**

- Attended Skyline (Texas) High School where he earned All-District 9-6A First-Team honors at guard.
- Rated a two-star recruit by Rivals.
- Also competed in track and field.
- Son of Thedra and Keith Brewer.
- Follow Brewer on Twitter and Instagram @bigtime\_ab.
- Born Aaron Jamal Brewer on Oct. 28, 1997 in Dallas, Texas.

AARON BREWER'S NFL STATISTICS			
REGULAR SEASON			
Year	Team	GP	GS
2020	Tennessee	12	1
<b>NFL Totals</b>		<b>12</b>	<b>1</b>
PLAYOFFS			
Year	Team	GP	GS
2020	Tennessee	0	0
<b>NFL Totals</b>		<b>0</b>	<b>0</b>
<b>Starts Breakdown:</b>			
2020 - LG 1			
<b>Additional Career Statistics</b>			
Misc. Tackles -			



# 11 A.J. BROWN

WIDE RECEIVER • 6'1" • 226 LBS • COLLEGE: MISSISSIPPI  
ACQUIRED: 2ND ROUND - 2019 • NFL EXPERIENCE (NFL/TITANS): 2/2  
HOMETOWN: STARKVILLE, MISS.  
GAMES PLAYED/GAMES STARTED: 30/23 (PLAYOFFS: 4/4)



**PRO:** The Titans selected A.J. Brown in the second round (51st overall) of the 2019 NFL Draft. The 6-foot-1-inch, 226-pounder owns a complete skill set as a wide receiver, excelling in route-running, blocking, and the ability to get open and catch the ball. As a rookie in 2019, he led all NFL rookies in receiving yards (1,051) and total touchdowns (nine), while his 20.2-yard receiving average ranked second among all players behind only Los Angeles Chargers veteran Mike Williams (20.4).

### CAREER HIGHLIGHTS:

- In 2019, Brown led the Titans in every major receiving category, totaling 52 catches for 1,051 yards and eight touchdowns. Among all rookies in franchise history, he ranked third in receiving yards and fifth in receptions, and he tied for the third-highest receiving touchdown total.
- Brown led the 2019 NFL rookie class in receiving yards and total touchdowns, and he tied for the rookie lead in touchdown receptions. He also placed fifth among rookies in receptions. Among all NFL players in 2019—rookies and veterans—Brown finished second in receiving average (20.2), behind only the Los Angeles Chargers' Mike Williams (20.4).
- In his first NFL game at Cleveland on Sept. 8, 2019, he recorded three catches for 100 yards, becoming the franchise's first player with 100 receiving yards in his first career game since Sid Blanks on Sept. 12, 1964.
- In 2018, Brown started all 12 games in his final season at Ole Miss and set school single-season records in receiving yards (1,320) and catches (85). He led the SEC in both categories.

### TITANS TIDBITS:

- Brown was selected in the 19th round of the 2016 Major League Baseball Draft by the San Diego Padres as a centerfielder, and he participated in the team's extended spring training program each summer from 2016-18.
- He has a dog, Bentley Juan Brown, and runs an Instagram account for him @bentleyjuan1.
- During a pre-draft visit to San Francisco, Brown was able to link up and work out with Hall of Fame NFL receiver and fellow Mississippian Jerry Rice. Rice took Brown on the horse trail at Edgewood Park in Redwood City, known as one of Rice's training sites, where the pair ran hills as part of their work out. Brown's hometown Starkville, Miss., and Rice's hometown Crawford, Miss., are a 30-minute drive apart.
- In every sport Brown played growing up, he wore jersey No. 1.
- Brown names the 2017 Egg Bowl as his most memorable college football moment. "Playing against Mississippi State in my hometown," he says, "Everything was great. We won, and I had six catches for 167 yards and one touchdown." After reaching the end zone, Brown yelled to the crowd, "This is my city."
- Brown briefly stopped playing football during junior high and his freshman year of high school. He returned to the field his sophomore year after his high school coach suggested he play again.
- He enjoys shooting pool in his free time.
- His transition from college to the pros was made easier due to his older sister, Reva, already living in Nashville before he was drafted by the Titans.

### CAREER TRANSACTIONS:

- The Starkville, Miss., native was selected by the Titans in the second round (51st overall) the 2019 NFL Draft.

### SEASON RECAPS:

**2020 (14/12, 1/1):** Selected to his first career Pro Bowl. Led the team with 11 receiving touchdowns and tied Drew Bennett (11 touchdowns in

2004) for the most touchdown catches in a season in the team's "Titans era." Played in 14 games with 12 starts at wide receiver and led the team with a career-best 70 receptions and a career-high 1,075 receiving yards. Also returned an onside kick 42 yards for a touchdown. Became the 11th player to reach 1,000 receiving yards in each of his first two NFL seasons. Became the fifth NFL player since 1970 with at least 2,000 receiving yards and 19 receiving touchdowns in their initial two seasons. Was inactive for two games. Started the postseason contest and led the team with six catches and 83 receiving yards with a touchdown. Led or tied for the team lead in receptions nine times in 2020 (vs. BUF, vs. PIT, vs. CHI, at IND, at JAX, vs. DET, at GB, at HOU, vs. BAL). Led the team in receiving yards eight times in 2020 (vs. BUF, vs. PIT, vs. CHI, at IND, at JAX, at GB, at HOU, vs. BAL). Had at least one touchdown reception in 11 of the 15 games in which he has appeared in 2020, including the postseason. Has eight career 100-yard receiving performances, including four in 2020 (vs. PIT, vs. CHI, at JAX, at HOU). Became the franchise's third player to eclipse 1,500 career receiving yards before his 24th birthday at 23 years and 131 days old against Chicago (11/8/20). Became the fourth player in franchise history with at least eight touchdown receptions in back-to-back seasons.

- At Denver (9/14), started at wide receiver and hauled in five passes for 39 yards.
- Against Jacksonville (9/20), was inactive.
- At Minnesota (9/27), was inactive.
- Against Buffalo (10/13), returned to the lineup as a reserve at wide receiver and led the team with seven receptions and 82 receiving yards with a touchdown. Got the Titans on the board early in the first quarter by getting open down the left sideline for a 16-yard touchdown grab in the end zone. Extended the Titans' third touchdown drive by drawing a defensive pass interference penalty on third-and-four late in the second quarter.
- Against Houston (10/18), started at wide receiver and snared five passes for 58 yards with two touchdowns. Registered the 10th and 11th touchdown receptions of his career. In doing so, he became the franchise's first player since the 1970 AFL-NFL merger to reach 10 career touchdown receptions in less than 20 career games. Increased the Titans lead to 14-0 with a six-yard touchdown reception late in the opening quarter. Sent the game to overtime with a seven-yard touchdown grab in the end zone with four seconds left to play in regulation.
- Against Pittsburgh (10/25), started at wide receiver and led the team with career-high tying 153 yards on six catches with a touchdown. Got open over the middle and hauled in a 73-yard catch-and-run touchdown in the third quarter.
- At Cincinnati (11/1), started at wide receiver and collected four receptions for 24 yards with a touchdown. Cut the Bengals' lead to 24-14 by breaking tackles on the way to a nine-yard touchdown reception in the fourth quarter.
- Against Chicago (11/8), started at wide receiver and led the team with four catches and 101 receiving yards with a score. Set up the Titans' opening field goal with a 38-yard catch-and-run reception down to the Bears' 28-yard line in the first quarter. Extended the Titans' first touchdown drive with a 17-yard catch on third-and-six in the second quarter. Got open down the left sideline and hauled in a 40-yard touchdown strike for a 10-0 advantage in the second stanza.
- Against Indianapolis (11/12), saw action as a reserve at wide receiver and caught one pass for 21 yards.
- At Baltimore (11/22), started at wide receiver and snared four receptions for 62 yards with a score. Drew a 39-yard pass interference penalty during the Titans' opening scoring drive in the first quarter. Bulldozed his way into the end zone for a 14-yard touchdown on third-and-10 with 2:26 remaining in the fourth quarter.

- At Indianapolis (11/29), started at wide receiver and led the team with four catches and 98 receiving yards with a touchdown. Scored another touchdown on a 42-yard kickoff return. Became the first player in franchise history with a receiving touchdown and a kickoff return touchdown in the same game. Gave the Titans a 14-7 advantage by getting loose over the middle for a 69-yard catch-and-run touchdown late in the opening stanza. Sealed the victory by hauling in an onside kick and racing 42 yards for a touchdown late in the fourth quarter.
- Against Cleveland (12/6), started at wide receiver and grabbed four receptions for 87 yards. Set up the Titans' first score with a 40-yard catch over the middle early in the second quarter.
- At Jacksonville (12/13), started at wide receiver and led the team with seven catches and 112 receiving yards with a touchdown. Gave the Titans an early 7-0 lead with a one-handed grab for 37-yard touchdown reception on a flea-flicker in the first quarter. Reached 100 career receptions on a 13-yard reception in the second quarter.
- Against Detroit (12/20), started at wide receiver and tied for the team lead with five catches for 44 yards with a touchdown. Extended the Titans' opening touchdown drive with a six-yard catch on third-and-two in the first quarter. Got open for a two-yard touchdown pass and a 39-18 lead in the fourth quarter. Converted a third-and-four with a 12-yard reception during the Titans' final touchdown drive in the final stanza.
- At Green Bay (12/27), started at wide receiver and led the team with four catches and 43 receiving yards. Extended the Titans' initial scoring drive with a 10-yard catch on third-and-four late in the second quarter.
- At Houston (1/3), started at wide receiver and led the team with a career-high 10 receptions for a team-best 151 receiving yards with a touchdown in the Titans' division-clinching victory. Increased the Titans lead to 17-6 with a four-yard touchdown grab in the second quarter. Extended the Titans' opening touchdown drive of the second half with a 29-yard grab on third-and-eight in the third quarter. Kept the Titans' season-long 19-play scoring drive alive with a pair of third-down conversions in the fourth quarter: an 11-yard catch on third-and-six and a five-yard reception on third-and-four. Set up the Titans' game-winning field goal with a 52-yard deep bomb to the Texans' 23-yard line with 10 seconds remaining in the game.
- Against Baltimore (1/10), started at wide receiver and led the team with six receptions and 83 receiving yards with a touchdown. Extended the Titans' opening touchdown drive with a 28-yard grab on third-and-three in the first stanza. Gave the Titans an early 7-0 lead with a 10-yard touchdown reception in the opening quarter.

**2019 (16/11, 3/3):** Received all-rookie first team honors from the Pro Football Writers Association. Appeared in all 16 games with 11 starts at wide receiver. Led the team with 52 receptions, 1,051 receiving yards and eight receiving touchdowns. Led all NFL rookies with 1,051 receiving yards, ranked fifth among all rookies with 52 receptions and tied for first among all NFL rookies with eight touchdown receptions. Led all NFL rookies with five 100-yard receiving games in 2019. His 20.2-yard receiving average in 2019 ranked second among all qualifying NFL players. Also rushed three times for 60 yards with a rushing score. Started all three postseason contests and notched five catches for 64 yards to go along with one rush for nine yards. Led the team in receiving yards eight times (at CLE, at ATL, at CAR, vs. JAX, at IND, at OAK, vs. HOU, at HOU). Led or tied for the team lead in receptions six times (vs. LAC, vs. JAX, at IND, at OAK, vs. HOU, at HOU). Made his first career start in his NFL debut at Cleveland (9/8/19). Collected his first two receiving touchdowns at Atlanta (9/29/19). Became the first rookie in the "Titans era" (1999–present) to have five 100-yard receiving games. Became the first rookie in the "Titans era" (1999–present) with at least five touchdown receptions—he finished with eight. Ranked third in team history for receiving yards by a rookie, fifth in franchise history for receptions by a rookie and tied for third in franchise history for touchdown receptions by a rookie. Posted his fourth touchdown reception of the season of at least 50 yards at Houston (12/29/19), the first rookie to do so since Randy Moss (five in 1998). Named the AFC Offensive Rookie of the Month for December, after hauling in 21 receptions for 470 yards with four touchdowns.

- At Cleveland (9/8), started at wide receiver in his NFL debut and snared three catches for a team-best 100 yards. With his 100 receiving yards, he became the franchise's first player with 100 receiving yards in his first career game since Sid Blanks on Sept. 12, 1964. Got the Titans' opening scoring drive rolling with his first career reception, a 47-yard catch-and-run play, in the first quarter. Kickstarted the Titans' scoring drive early in the third quarter with a 51-yard reception over the middle.
- At Atlanta (9/29), led the team with 94 receiving yards on three catches, including a team-high two touchdowns. Became the first Titans rookie with

two or more touchdown receptions in a game since Chris Sanders against the Denver Broncos on Nov. 26, 1995. Gave the Titans an early 7-0 lead with a 55-yard catch-and-run touchdown on the first play of the second possession. Made an acrobatic, toe-drag 11-yard touchdown reception in the corner of the end zone late in the first quarter.

- Against L.A. Chargers (10/20), tied for the team lead with six catches for 64 yards. Totaled three receptions for 42 yards during the Titans' touchdown drive late in the second quarter.
- Against Tampa Bay (10/27), gave the Titans a 27-23 lead with an eight-yard touchdown grab on third-and-eight midway through the fourth quarter.
- At Carolina (11/3), led the team with 81 receiving yards on four catches. Extended the Titans' second touchdown drive with a beautiful over the shoulder catch on a 35-yard bomb.
- Against Jacksonville (11/24), led the team with four catches and a then career-high 135 receiving yards with a touchdown. Kickstarted the Titans' touchdown drive to open the second half with a 35-yard catch early in the third quarter. Increased the Titans lead to 35-3 with a career-long 65-yard catch-and-run touchdown in the third stanza.
- At Oakland (12/8), started at wide receiver and led the team with five catches, a career-high 153 receiving yards and two receiving scores. Gave the Titans a 14-7 advantage with a career-long 91-yard touchdown grab early in the second quarter. His 91-yard touchdown reception was the fourth-longest touchdown catch in franchise history and the longest since 1965. Increased the Titans lead to 21-14 with a physical 16-yard touchdown catch on third-and-13 in the second quarter.
- Against Houston (12/15), started at wide receiver and led the team with a career-high eight catches and 114 receiving yards with a touchdown. Got open deep and hauled in a 60-yard reception down the right sideline in the opening quarter. Extended the Titans' initial touchdown drive with a pair of third-down conversions: a nine-yard catch on third-and-five and an 11-yard reception on third-and-three in the third quarter. Evened the score at 14-14 with a five-yard touchdown grab early in the fourth quarter.
- Against New Orleans (12/22), started at wide receiver and hauled in a 34-yard catch to go along with a 49-yard rushing touchdown. Extended the Titans lead to 14-0 with a 49-yard touchdown jaunt on a reverse in the first quarter.
- At Houston (12/29), started at wide receiver and led the team with 124 receiving yards while tying for the team lead with four receptions and a receiving touchdown. Evened the score at 7-7 with a 51-yard catch-and-run touchdown down the right sideline on third-and-five in the opening quarter. Eclipsed 1,000 yards receiving for the season with a 24-yard grab from Marcus Mariota during the Titans' second touchdown drive. Set up the Titans' fourth touchdown with a 47-yard catch over double coverage down to the Houston one-yard line early in the fourth quarter.
- At New England (1/4), started at wide receiver in his first career postseason game and caught one pass for four yards.
- At Baltimore (1/11), started at wide receiver and hauled in one reception for nine yards.
- At Kansas City (1/19), started at wide receiver and grabbed three receptions for 51 yards. Kickstarted the Titans' first scoring drive with a 37-yard reception over the middle on the second play from scrimmage.

#### COLLEGE:

- In three seasons at Ole Miss (2016-18), appeared in 36 games and made 25 starts. He became the program's all-time leading receiver with 2,984 yards, ranked third in school history with 189 receptions, and placed fifth all-time with 19 touchdowns. Brown averaged 15.8 yards per catch and 82.9 yards per game, and he tallied the most 100-yard receiving games in Ole Miss history with 12. He became the third player in school history to top 1,000 yards in a single season and the only receiver in Ole Miss history to tally 60 or more receptions in back-to-back seasons.
- As a junior (2018), played and started all 12 games and set career highs and Ole Miss single-season receiving records with 85 receptions and 1,320 yards. His 1,320 receiving yards led the SEC, were seventh in the nation, and broke the Ole Miss record for single-season receiving yards that he had set in 2017. He added six touchdowns on the year. Brown had six games of 100-plus yards and caught seven or more passes in seven contests. Earned All-America honors from FWAA (second team), Phil Steele (second team), Associated Press (third team), and All-SEC first team honors (Associated Press, coaches). Named a Biletnikoff Award semifinalist and was a finalist for the C Spire Conerly Trophy.
- As a sophomore (2017), played and started all 12 games and caught 75 passes for 1,254 yards and a career-high 11 touchdowns. His 11 scores tied Ole Miss' single-season school record, led the SEC and ranked 11th in

the nation. Posted six 100-yard games and became the third receiver in Ole Miss history to record a 1,000-yard season. Brown's 1,254 receiving yards led the SEC, ranked 10th in the nation, and broke the school record for a single season. Scored two touchdowns in four different contests. Earned All-America honors from Phil Steele (second team), Associated Press (third team), All-SEC first team honors (coaches, Associated Press, Phil Steele) and second team honors (Athlon). He was the 2017 recipient of the C Spire Conerly Trophy, and was a semifinalist for the Biletnikoff Award.

- Established an Ole Miss single-game record with 233 receiving yards at South Alabama (9/1/17) and tied a team record with 14 receptions against Louisiana (11/11/17).

- As a freshman (2016), played in all 12 games with one start as a true freshman. He finished fifth on the team with 29 catches and 412 yards, and added a pair of touchdowns. He ranked fourth among SEC freshman with 2.4 catches per game and fifth with 34.4 receiving yards per game.

- Majored in broadcast journalism and minored in criminal justice and education at Ole Miss.

**PERSONAL:**

- Attended Starkville (Miss.) High School, where he was an Under Armour All-America selection and a consensus 4-star prospect by the major recruiting services.

- Ranked the No. 45 overall recruit by Scout, No. 47 by 24/7 Sports, No. 53 by Rivals, and No. 66 by ESPN.

- As a senior, caught 83 passes for 1,371 yards and 13 touchdowns en route to leading Starkville to a 6A state championship.

- Named first team All-State by USA Today, The Clarion-Ledger, and the Mississippi Association of Coaches.

- Became the second player ever to be selected to both the Under Armour football and baseball All-American games.

- Also played baseball and basketball in high school. Brown batted over

.360 for the Yellowjackets.

- List of favorites: (movie) "Bad Boys"; (TV show) "Martin"; (musician) "Kevin Gates"; (dessert) chocolate cake.

- Has two older sisters.

- Son of Arthur Brown, Josette Robertson and Mellisa Smith.

- Follow Brown on Twitter at @Brown1arthur.

- Follow Brown on Instagram at @1k\_alwaysopen.

- Born Arthur Juan Brown on June 30, 1997 in Starkville, Miss.

## A.J. BROWN'S GAME-BY-GAME

2019 Tennessee Titans					RECEIVING				
Date	Opp.	W/L	P/S	No	Yds	Avg	Lg	TD	
Sept 8	@ Cle	W	S	3	100	33.3	51	0	
Sept 15	Ind	L	S	3	25	8.3	11	0	
Sept 19	@ Jax	L	S	1	4	4.0	4	0	
Sept 29	@ Atl	W	p	3	94	31.3	55t	2	
Oct 6	Buf	L	S	2	27	13.5	14	0	
Oct 13	@ Den	L	S	2	23	11.5	13	0	
Oct 20	LAC	W	p	6	64	10.7	16	0	
Oct 27	TB	W	p	2	11	5.5	8t	1	
Nov 3	@ Car	L	p	4	81	20.3	35	0	
Nov 10	KC	W	S	1	17	17.0	17	0	
Nov 24	Jax	W	p	4	135	33.8	65t	1	
Dec 1	@ Ind	W	S	3	45	15.0	16	0	
Dec 8	@ Oak	W	S	5	153	30.6	91t	2	
Dec 15	Hou	L	S	8	114	14.3	60	1	
Dec 22	NO	L	S	1	34	34.0	34	0	
Dec 29	@ Hou	W	S	4	124	31.0	51t	1	
<b>Totals</b>		<b>9-7</b>	<b>16/11</b>	<b>52</b>	<b>1,051</b>	<b>20.2</b>	<b>91t</b>	<b>8</b>	
<b>Playoffs</b>									
Jan 4	@ NE	W	S	1	4	4.0	4	0	
Jan 11	@ Bal	W	S	1	9	9.0	9	0	
Jan 19	@ KC	L	S	3	51	17.0	37	0	
<b>Totals</b>		<b>2-1</b>	<b>3/3</b>	<b>5</b>	<b>64</b>	<b>12.8</b>	<b>37</b>	<b>0</b>	

2020 Tennessee Titans					RECEIVING				
Date	Opp.	W/L	P/S	No	Yds	Avg	Lg	TD	
Sept 14	@ Den	W	S	5	39	7.8	12	0	
Sept 20	Jax	W	IA						
Sept 27	@ Min	W	IA						
Oct 13	Buf	W	p	7	82	11.7	16t	1	
Oct 18	Hou	W	S	5	58	11.6	18	2	
Oct 25	Pit	L	S	6	153	25.5	73t	1	
Nov 1	@ Cin	L	S	4	24	6.0	9t	1	
Nov 8	Chi	W	S	4	101	25.3	40t	1	
Nov 12	Ind	L	p	1	21	21.0	21	0	
Nov 22	@ Bal	W	S	4	62	15.5	25	1	
Nov 29	@ Ind	W	S	4	98	24.5	69t	1	
Dec 6	Cle	L	S	4	87	21.8	40	0	
Dec 13	@ Jax	W	S	7	112	16.0	37t	1	
Dec 20	Det	W	S	5	44	8.8	14	1	
Dec 27	@ GB	L	S	4	43	10.8	12	0	
Jan 3	@ Hou	W	S	10	151	15.1	52	1	
<b>Totals</b>		<b>11-5</b>	<b>14/12</b>	<b>70</b>	<b>1,075</b>	<b>15.4</b>	<b>73t</b>	<b>11</b>	
<b>Playoffs</b>									
Jan 10	Bal	L	S	6	83	13.8	28	1	
<b>Totals</b>		<b>0-1</b>	<b>1/1</b>	<b>6</b>	<b>83</b>	<b>13.8</b>	<b>28</b>	<b>1</b>	

## A.J. BROWN'S NFL STATISTICS

### REGULAR SEASON

Year	Team	REGULAR SEASON		RECEIVING					RUSHING				
		GP	GS	No	Yds	Avg	Lg	TD	Att	Yds	Avg	Lg	TD
2019	Tennessee	16	11	52	1,051	20.2	91t	8	3	60	20.0	49t	1
2020	Tennessee	14	12	70	1,075	15.4	73t	11	0	0	-	0	0
<b>NFL Totals</b>		<b>30</b>	<b>23</b>	<b>122</b>	<b>2,126</b>	<b>17.4</b>	<b>91t</b>	<b>19</b>	<b>3</b>	<b>60</b>	<b>20.0</b>	<b>49t</b>	<b>1</b>

### PLAYOFFS

Year	Team	PLAYOFFS		RECEIVING					RUSHING				
		GP	GS	No	Yds	Avg	Lg	TD	Att	Yds	Avg	Lg	TD
2019	Tennessee	3	3	5	64	12.8	37	0	1	9	9.0	9	0
2020	Tennessee	1	1	6	83	13.8	28	1	0	0	-	0	0
<b>NFL Totals</b>		<b>4</b>	<b>4</b>	<b>11</b>	<b>147</b>	<b>13.4</b>	<b>37</b>	<b>1</b>	<b>1</b>	<b>9</b>	<b>9.0</b>	<b>9</b>	<b>0</b>

#### Single-Game Highs

Receptions - **10 at Houston (1/3/21)**  
 Receiving Yards - **153 (Twice, last vs. Pittsburgh 10/25/20)**  
 Long Reception - 91t at Oakland (12/8/19)  
 Receiving Touchdowns - **2 (Three times, last vs. Houston 10/18/20)**  
 Rushing Attempts - 1 (Three times, last vs. New Orleans 12/22/19)  
 Rushing Yards - 49 vs. New Orleans (12/22/19)  
 Long Rush - 49t vs. New Orleans (12/22/19)  
 Rushing Touchdowns - 1 vs. New Orleans (12/22/19)

#### Playoff Single-Game Highs

Receptions - **6 vs. Baltimore (1/10/21)**  
 Receiving Yards - **83 vs. Baltimore (1/10/21)**  
 Long Reception - 37 at Kansas City (1/19/20)  
 Receiving Touchdowns - **1 vs. Baltimore (1/10/21)**  
 Rushing Attempts - 1 at Baltimore (1/11/20)  
 Rushing Yards - 9 at Baltimore (1/11/20)  
 Long Rush - 9 at Baltimore (1/11/20)

#### Additional Career Statistics

Kickoff Returns - **1 for 42-yard touchdown at Indianapolis (11/29/20)**  
 Misc. Tackles - 1 (2019), **1 (2020)**





# 55 JAYON BROWN

LINEBACKER • 6'0" • 226 LBS • COLLEGE: UCLA

ACQUIRED: 5TH ROUND - 2017 • NFL EXPERIENCE (NFL/TITANS): 4/4

HOMETOWN: LONG BEACH, CALIF.

GAMES PLAYED/GAMES STARTED: 56/33 (PLAYOFFS: 4/2)



**PRO:** The Titans selected Jayon Brown in the fifth round of the 2017 NFL Draft. He possesses tremendous speed for the position and excels at covering tight ends and running backs. The 6-foot, 226-pound defender has emerged as one of the Titans' top defensive playmakers, ranking third on the team with a career-high 117 tackles in 2019 and finishing second on the squad with 107 total tackles and six sacks in 2018.

### CAREER HIGHLIGHTS:

- In 2019, Brown started a career-best 14 games and ranked third on the team with a career-high 117 tackles and fourth on squad with nine passes defended.
- In 2018, Brown finished second on the defense with 107 tackles and six sacks, and his 18 quarterback pressures tied for the second-highest total on the team. He was one of only six NFL linebackers with at least six sacks, one interception, one forced fumble and one fumble recovery during the season.
- Against Indianapolis on Dec. 30, 2018, Brown recorded his first career interception and returned the ball 22 yards for his first career touchdown. He later recorded a forced fumble and fumble recovery, and in doing so, he became the third NFL player in 2018 to record an interception for a touchdown, a forced fumble and a fumble recovery in the same game (Bobby Wagner, Khalil Mack). Brown became the first Titans player to accomplish the feat since at least 1993.
- As a rookie in 2017, Brown appeared in every game as the team's nickel linebacker. He registered 67 tackles, which tied for the 10th-highest total by a "Titans era" rookie (1999–present) and ranked fifth among the team's rookie linebackers in that span.

### TITANS TIDBITS:

- Brown went to the same California high school, Long Beach Poly, as former Titans great Jurrell Casey. Brown's older brother, Juwuan, was Jurrell's teammate there.
- He likes spending as much time as possible with his dogs, "a mutt named Lou" and a Rottweiler named Kali. He also enjoys puzzles and watching movies.
- Former Long Beach Poly and New England Patriots star Willie McGinest is a close friend of the Brown family.
- Brown's younger brother, Joshua, is a defensive end at the University of Arizona, and his two older brothers also played college football. Jason played linebacker at Idaho, while Juwuan was a defensive lineman at Southern Oregon.

### CAREER TRANSACTIONS:

- The Long Beach, Calif., native was selected by the Titans in the fifth round (155th overall) of the 2017 NFL Draft.

### SEASON RECAPS:

**2020 (10/10):** Started 10 games at linebacker and posted 76 tackles, which led the team when he was placed on injured reserve on Nov. 24. Tied for second on the squad with eight passes defended. Registered a sack, an interception, five tackles for loss, four quarterback pressures and two forced fumbles. Missed the final six regular season games and the postseason contest while on injured reserve. Led or tied for the team lead in tackles five times in 2020 (at MIN, vs. HOU, vs. PIT, at CIN, vs. CHI). Tied for the team lead in sacks once in 2020 (vs. CHI). Led or tied for the team lead in passes defended twice in 2020 (vs. PIT, vs. IND).

- At Denver (9/14), started at linebacker and collected five tackles, including a stop for loss. Stonewalled Nick Vannett for a six-yard loss on a short pass

in the opening stanza.

- Against Jacksonville (9/20), started at linebacker and posted seven tackles, including a stop for loss, a quarterback pressure and a pass defended. Broke up a pass intended for Chris Thompson in the first quarter. Dropped Chris Thompson for a three-yard loss on a short pass late in the second quarter.
- At Minnesota (9/27), started at linebacker and led the team with eight tackles with two quarterback pressures and a pass defended. Broke up a pass intended for Dalvin Cook in the first quarter. Stuffed Alexander Mattison for no gain on a rush off left tackle in the third quarter.
- Against Buffalo (10/13), started at linebacker and tallied five tackles and a forced fumble. Stripped the ball from T.J. Yeldon in the second quarter, but the fumble was recovered by the Bills.
- Against Houston (10/18), started at linebacker and led the team with 10 tackles, including a stop for loss. Teamed with Kevin Byard to stonewall David Johnson for a two-yard loss on a rush off right tackle in the third stanza. Combined with Kenny Vaccaro to stuff Johnson for no gain on a rush up the middle in the fourth quarter.
- Against Pittsburgh (10/25), started at linebacker and tied for the team lead with eight tackles and a career-high four passes defended, including an interception. Intercepted a Ben Roethlisberger pass that was batted by Jeffery Simmons at the line of scrimmage late in the third quarter. Deflected a pass intended for JuJu Smith-Schuster late in the third stanza. Broke up a pass intended for Smith-Schuster in the fourth quarter. Dislodged a pass intended for Smith-Schuster in the end zone that was then intercepted by Amani Hooker late in the final quarter.
- At Cincinnati (11/1), started at linebacker and led the team with 12 tackles. Stuffed Giovani Bernard to no gain on a short pass early in the first quarter. Stonewalled Joe Burrow for no gain on a quarterback sneak late in the second stanza. Combined with Rashaan Evans to stop Samaje Perine for a one-yard loss on a rush off right guard in the fourth quarter.
- Against Chicago (11/8), started at linebacker and tallied a team-high 11 tackles, including a sack, a quarterback pressure, a forced fumble and pass defended. Halted the Bears' opening drive by combining with Jack Crawford to stuff David Montgomery on a fourth-and-one rush in the first quarter. Dropped Nick Foles for a six-yard sack in the second quarter. Deflected a Foles pass in the final stanza. Forced an Anthony Miller fumble that was recovered by Jeffery Simmons in the fourth quarter.
- Against Indianapolis (11/12), started at linebacker and collected seven tackles and a pass defended. Defended a tipped pass intended for Nyheim Hines in the second quarter.
- At Baltimore (11/22), started at linebacker and totaled three tackles, including a stop for loss before leaving the game with an injury late in the second quarter. Combined with Desmond King to stuff Mark Ingram II for no gain on a rush off right tackle in the first quarter. Stonewalled Lamar Jackson for a three-yard loss on a run up the middle in the second quarter.

**2019 (14/14, 2/2):** Started a career-best 14 games at linebacker. Ranked third on the team with a career-high 117 tackles and fourth on squad with nine passes defended. Also notched a sack, an interception, seven quarterback pressures, four stops for loss and a fumble recovery for a touchdown. Was inactive for two games. Started two postseason games at linebacker and collected eight tackles and a pass defended. Was inactive for a postseason contest. Led the team in tackles five times in 2019 (vs. IND, at JAX, vs. JAX, at IND, vs. NO). Led or tied for the team lead in passes defended four times in 2019 (at CLE, vs. TB, at IND, at KC).

- At Cleveland (9/8), started at linebacker and collected three tackles, two passes defended and a quarterback pressure. Deflected a pass intended for Rashard Higgins and the ball was almost intercepted on the opening

play from scrimmage in the first quarter. Batted down a pass intended for Demetrius Harris midway through the second quarter.

- Against Indianapolis (9/15), started at linebacker and led the team with 10 tackles, while adding a pass defended. Teamed with Rashaan Evans to stuff Marlon Mack for no gain on a rush off right guard late in the fourth quarter.
- At Jacksonville (9/19), started at linebacker and led the team with 11 tackles, including a stop for loss and a quarterback pressure. Teamed with Jurrell Casey to stuff Leonard Fournette for no gain on a rush up the middle in the second quarter.
- At Atlanta (9/29), started at linebacker and registered nine tackles, a sack, three quarterback pressures, a stop for loss and a pass defended. Tipped a pass intended to Julio Jones in the second quarter. Halted a Falcons' drive by dropping Matt Ryan for a one-yard sack on fourth-and-four late in the final stanza.
- Against Buffalo (10/6), started at linebacker and notched eight tackles. Ended a Bills' drive by stopping Josh Allen for a one-yard rush on fourth-and-two in the first quarter. Stuffed T.J. Yeldon for no gain on a short pass early in the second quarter.
- At Denver (10/13), started at linebacker and recorded a tackle before leaving the game early in the first quarter with an injury.
- Against Tampa Bay (10/27), started at linebacker and tallied seven tackles and tied for the team lead with a career-best three passes defended. Broke up a pass intended for Dare Ogunbowale in the second stanza. Knocked out a pass intended for Peyton Barber along the sideline in the third quarter.
- Against Jacksonville (11/24), started at linebacker and led the team with a career-high 16 tackles with a quarterback pressure.
- At Indianapolis (12/1), started at linebacker and led the team with 10 tackles and a pass defended. Broke up a pass intended for Jack Doyle in the fourth quarter.
- At Oakland (12/8), started at linebacker and amassed seven tackles, a stop for loss and a fumble recovery returned for a touchdown. Flew over the line and stuffed Alec Ingold for a one-yard loss on a first-and-goal rush from the one-yard line late in the second quarter. Scooped up a Darren Waller fumble along the sideline that was forced by Tye Smith and raced 47 yards for a touchdown early in the fourth quarter.
- Against Houston (12/15), started at linebacker and totaled 11 tackles and an interception. Halted a potential Texans' scoring drive by intercepting a Deshaun Watson pass in the end zone after it was initially batted in the air by Jeffery Simmons at the line of scrimmage.
- Against New Orleans (12/22), started at linebacker and led the team with 11 tackles, including a stop for loss and a quarterback pressure. Stopped Alvin Kamara for a two-yard loss on a short pass late in the second quarter.
- At New England (1/4), started at linebacker and posted three tackles before leaving the game in the second quarter with an injury. Combined with Rashaan Evans to stonewall Sony Michel for no gain on a rush off right tackle in the opening quarter.
- At Kansas City (1/19), started at linebacker and registered five tackles and a pass defended. Broke up a pass intended for Damien Williams in the third quarter.

**2018 (16/9):** Played in all 16 games with nine starts at linebacker. Ranked second on the squad with 107 tackles and six sacks and tied for second on the team with 18 quarterback pressures. Collected six tackles for loss, an interception he returned for a touchdown, seven passes defended, two forced fumbles, a fumble recovery and a special teams tackle. Led the team in tackles three times (vs. PHI, at BUF, at LAC). Led or tied for the team lead in sacks five times (vs. PHI, at BUF, at LAC, at DAL, vs. NYJ). Tied for the team lead in passes defended four times (vs. PHI, at IND, vs. NYJ, vs. IND). Tied for the team lead in quarterback pressures twice (at BUF, vs. NYJ). Made his first career NFL start at linebacker against Philadelphia (9/30/18).

- Against Philadelphia (9/30), made his first career start at linebacker and led the team with 11 tackles, including a sack, a stop for loss, four quarterback pressures and a pass defended. Combined with Jurrell Casey to stonewall Jay Ajayi for no gain on a rush off right end early in the second quarter. Teamed with Brian Orakpo to stuff Wendell Smallwood for a three-yard loss on a short pass late in the second stanza. Dropped Carson Wentz for a 10-yard sack on the first play of the fourth quarter.
- At Buffalo (10/7), started at linebacker and led the team with 11 tackles, a sack, two stops for loss and two quarterback pressures. Sniffed out an end around and stopped Ray-Ray McCloud for a three-yard loss in the first quarter. Forced the Bills to settle for a field goal by sacking Josh Allen for a five-yard loss on third-and-five late in the third quarter.
- At Los Angeles Chargers in London (10/21), saw action as a reserve at

linebacker and led the team with eight tackles, including a sack, a stop for loss and a quarterback pressure. Sacked Philip Rivers for a one-yard loss late in the third quarter. Stuffed Austin Ekeler for no gain on a rush off left tackle in the final stanza.

- At Dallas (11/5), saw significant action as a reserve at linebacker and posted four tackles, including a sack, forced fumble and a quarterback pressure. Stonewalled Ezekiel Elliott for a three-yard loss on a rush off right guard in the first quarter. Ended a Cowboys' drive by strip-sacking Dak Prescott on third-and-13 and the loose ball was recovered by Wesley Woodyard at the Dallas 40-yard line.
- Against New England (11/11), started at linebacker and notched four tackles, a half sack and a quarterback pressure. Ended a Patriots' drive by combining with Wesley Woodyard to sack Tom Brady for a five-yard loss on third-and-nine on the opening drive of the third quarter.
- At Houston (11/26), saw action as a reserve at linebacker and recorded seven tackles, including a half sack, a stop for loss and a quarterback pressure. Halted a Texans' drive by combining with Derrick Morgan to drop Deshaun Watson for an 11-yard sack on third-and-two in the first quarter.
- Against N.Y. Jets (12/2), started at linebacker and tallied five tackles, including a sack, a quarterback pressure and a pass defended. Dropped Josh McCown for a one-yard sack in the third quarter. Deflected a pass intended for Chris Herndon in the third quarter. Halted a Jets' drive by stuffing Trenton Cannon for no gain on a run off right end late in the fourth quarter.
- At N.Y. Giants (12/16), played as a reserve at linebacker and posted three tackles and a pass defended in the Titans' first shutout win since 2000. Broke up a pass intended for Evan Engram late in the second quarter.
- Against Indianapolis (12/30), started at linebacker and registered nine tackles, an interception returned for a score, another pass defended, a forced fumble and a fumble recovery. Became the third NFL player in 2018 to record an interception for a touchdown, a forced fumble and a fumble recovery in the same game. Brown became the first Titans player to accomplish the feat since at least 1993. Intercepted an Andrew Luck pass that was intended for Nyheim Hines and raced 22 yards for a touchdown in the second quarter. Halted a Colts' drive by breaking up a third-and-one pass intended for Eric Ebron in the second quarter. Stunted a potential Colts' scoring drive by forcing and recovering a Marlon Mack fumble in the second quarter.

**2017 (16/0, 2/0):** Played in all 16 games as a reserve linebacker in his rookie campaign and posted 67 tackles, 1.5 sacks, six quarterback pressures, two tackles for loss, four passes defended, a fumble recovery and two special teams tackles. Saw action in both postseason contests and notched five tackles and a pass defended. Appeared in his first career NFL game against Oakland (9/10/17). Tied for the team lead in sacks once (at SF). Tied for the team lead in passes defended twice (at JAX, vs. IND). Tied for the team lead in special teams tackles twice (vs. SEA, at PIT).

- Against Oakland (9/10), played as a reserve at linebacker in his NFL debut and posted four tackles. Stuffed Michael Crabtree for no gain on a short pass in the third quarter.
- Against Indianapolis (10/16), recorded four tackles and a team-high two passes defended. Ended a Colts' drive by breaking up a third-and-five pass intended for Jack Doyle in the third quarter. Defended a third-and-20 pass intended for Doyle in the fourth stanza.
- Against Baltimore (11/5), collected a then-career-best six tackles.
- At Pittsburgh (11/16), notched five tackles, including a stop for loss. Tied for the team lead with a special teams tackle on coverage units. Stopped Le'Veon Bell for a one-yard loss on a short pass in the second quarter.
- At Indianapolis (11/26), registered three tackles, including a half sack and two quarterback pressures. Halted a Colts' drive by combining with Derrick Morgan to sack Jacoby Brissett for a three-yard sack on third-and-12 in the first quarter.
- At Arizona (12/10), tallied a season-high seven tackles.
- At San Francisco (12/17), posted five tackles, including a sack, two quarterback pressures and a stop for loss. Stuffed Carlos Hyde for no gain on a rush off right end late in the second quarter. Dropped Jimmy Garoppolo for a sack in the fourth quarter.
- Against Jacksonville (12/31), tallied two tackles and a fumble recovery. Recovered a Keelan Cole fumble that was forced by Adoree' Jackson late in the second quarter.
- At Kansas City (1/6), recorded three tackles in his first career postseason game.

**COLLEGE:**



## JAYON BROWN'S NFL STATISTICS

REGULAR SEASON				TACKLES							INTERCEPTIONS					FUMBLES			
Year	Team	GP	GS	Tot	Solo	Asst	Sk	Yds	QBP	TFL	No	Yds	Lg	TD	PD	FF	FR	Yds	SpT
2017	Tennessee	16	0	67	42	25	1.5	1.5	6	2	0	0	0	0	4	0	1	0	2
2018	Tennessee	16	9	107	76	31	6.0	25.0	18	6	1	22	22t	1	7	2	1	7	1
2019	Tennessee	14	14	117	89	28	1.0	1.0	7	4	1	0	0	0	9	0	1	47t	0
2020	Tennessee	10	10	76	45	31	1.0	6.0	4	5	1	0	0	0	8	2	0	0	0
<b>NFL Totals</b>		<b>56</b>	<b>33</b>	<b>367</b>	<b>252</b>	<b>115</b>	<b>9.5</b>	<b>33.5</b>	<b>35</b>	<b>17</b>	<b>3</b>	<b>22</b>	<b>22t</b>	<b>1</b>	<b>28</b>	<b>4</b>	<b>3</b>	<b>47t</b>	<b>3</b>

PLAYOFFS				TACKLES							INTERCEPTIONS					FUMBLES			
Year	Team	GP	GS	Tot	Solo	Asst	Sk	Yds	QBP	TFL	No	Yds	Lg	TD	PD	FF	FR	Yds	SpT
2017	Tennessee	2	0	5	4	1	0.0	0.0	0	0	0	0	0	0	1	0	0	0	0
2019	Tennessee	2	2	8	8	0	0.0	0.0	0	0	0	0	0	0	1	0	0	0	0
<b>NFL Totals</b>		<b>4</b>	<b>2</b>	<b>13</b>	<b>12</b>	<b>1</b>	<b>0.0</b>	<b>0.0</b>	<b>0</b>	<b>0</b>	<b>0</b>	<b>0</b>	<b>0</b>	<b>0</b>	<b>2</b>	<b>0</b>	<b>0</b>	<b>0</b>	<b>0</b>

### Single-Game Highs

Tackles - 16 vs. Jacksonville (11/24/19)  
 Sacks - **1 (Eight times, last vs. Chicago 11/8/20)**  
 Interceptions - **1 (Three times, last vs. Pittsburgh 10/25/20)**  
 Quarterback Pressures - 4 vs. Philadelphia (9/30/18)  
 Passes Defensed - **4 vs. Pittsburgh (10/25/20)**  
 Forced Fumble - **1 (Four times, last vs. Chicago 11/8/20)**  
 Fumble Recovery - 1 (Three times, last at Oakland 12/8/19)  
 Special Teams Tackles - 1 (Three times, last at Jacksonville 9/23/18)

### Playoff Single-Game Highs

Tackles - 5 at Kansas City (1/19/20)  
 Passes Defensed - 1 (Twice, last at Kansas City 1/19/20)

### Additional Statistics

Touchdowns - 2 (22-yard interception return vs. Indianapolis, 12/30/18; 47-yard fumble return at Oakland, 12/8/19)



# 21 MALCOLM BUTLER

CORNERBACK • 5'11" • 190 LBS • COLLEGE: WEST ALABAMA  
ACQUIRED: UNRESTRICTED FREE AGENT (NEW ENGLAND) - 2018  
NFL EXPERIENCE (NFL/TITANS): 7/3 • HOMETOWN: VICKSBURG, MISS.  
GAMES PLAYED/GAMES STARTED: 100/84 (PLAYOFFS: 12/8)



Super Bowl: 2014, 2016



Pro Bowl: 2015, 2016

**PRO:** The Titans entered the 2018 offseason looking to add more experience to their secondary. The club found just that when it signed two-time Super Bowl Champion and two-time Pro Bowler Malcolm Butler as an unrestricted free agent on March 16, 2018. The 5-foot-11-inch, 190-pounder arrived in Tennessee having collected nine total interceptions and 56 passes defended in four seasons (2014-17) with the New England Patriots. Butler originally entered the league as a rookie free agent out of West Alabama.

### CAREER HIGHLIGHTS:

- Butler is a two-time Super Bowl champion, having captured the title with the New England Patriots in 2014 and 2016.
- In 2019, he posted his fifth consecutive season with at least two interceptions, and his second consecutive season with an interception returned for a touchdown.
- In 2018, Butler led the Titans with 13 passes defended and was second on the team with three interceptions in his first season with the Titans.
- In 2016, Butler was named to his second career Pro Bowl and received Associated Press second-team All-Pro honors after notching a career-high four interceptions and 17 passes defended.
- In 2015, Butler made his first career Pro Bowl after posting 72 tackles, two interceptions and 15 passes defended.
- As a rookie free agent in 2014, Butler was involved in one of the most clutch plays in Super Bowl history. With 26 seconds left in Super Bowl XLIX, he intercepted a pass intended for Ricardo Lockette at the goal line, preventing a go-ahead touchdown by the Seattle Seahawks, and sealing the Patriots' championship victory.

### TITANS TIDBITS:

- Every offseason since 2015, Butler has hosted free skills and multi-sport experience camps in his hometown of Vicksburg, Miss., for 500 boys and girls in first through 12th grades.
- In February 2017, the production company Narrative Capital acquired the rights to the story of Butler for a film tentatively titled "The Secondary."
- Following Butler's crucial goal line interception to seal Super Bowl XLIX, Patriots quarterback Tom Brady, who received a 2015 Chevrolet Colorado as part of his Super Bowl XLIX MVP Award, requested Chevrolet award the truck directly to Butler.
- Prior to securing a rookie free agent tryout with the Patriots in 2014, Butler was operating the fryolator at a Popeye's restaurant.

### CAREER TRANSACTIONS:

- The Vicksburg, Miss., native was signed by the New England Patriots as a rookie free agent on May 19, 2014.
- Signed by the Titans as an unrestricted free agent on March 16, 2018.

### SEASON RECAPS:

**2020 (16/16, 1/1 - Tennessee):** Started all 16 games at cornerback. Led the team with 14 passes defended and tied for the team lead with four interceptions. Finished second on the squad with a career-high 100 tackles. Started the postseason contest and registered five tackles with an interception and another pass defended. Led or tied for the team lead in passes defended 10 times in 2020 (vs. JAX, at MIN, vs. BUF, vs. HOU, at CIN, vs. CHI, vs. IND, at JAX, at GB, vs. BAL). Led or tied for the team lead in tackles three times in 2020 (vs. JAX, vs. PIT, vs. CLE).

- At Denver (9/14), started at cornerback and collected three tackles.
- Against Jacksonville (9/20), started at cornerback and tied for the team lead with a career-high 11 tackles and two passes defended. Broke up a third-and-three pass intended for Laviska Shenault Jr. in the opening

quarter. Batted down a pass intended for Chris Conley in the end zone on the first play of the fourth quarter.

- At Minnesota (9/27), started at cornerback and registered four tackles and a team-best two passes defended. Broke up a deep pass intended for Justin Jefferson in the end zone late in the second quarter. Forced the Vikings to settle for a field goal by defending a deep third-and-seven pass intended for Adam Thielen in the end zone two plays later.
- Against Buffalo (10/13), started at cornerback and tallied seven tackles, including a stop for loss, while grabbing two interceptions that were returned 97 yards. Registered his second career game with two interceptions. Got the early momentum by intercepting a Josh Allen third-and-four pass intended for Andre Roberts and raced 29 yards to the Buffalo 16-yard line setting up the Titans' first touchdown. Stopped Isaiah McKenzie for a seven-yard loss on a short pass in the third quarter. Picked off a Josh Allen pass intended for Gabriel Davis and maneuvered his way 68 yards on the return down to the Bills' 12-yard line setting up another Titans' touchdown.
- Against Houston (10/18), started at cornerback and produced eight tackles and a pass defended. Broke up a deep pass intended for Will Fuller V late in the fourth quarter.
- Against Pittsburgh (10/25), started at cornerback and tied for the team lead with eight tackles.
- At Cincinnati (11/1), started at cornerback and posted eight tackles and a passes defended. Broke up a pass intended for A.J. Green early in the second quarter.
- Against Chicago (11/8), started at cornerback and tallied four tackles and a team-high two passes defended. Broke up a pass intended for Allen Robinson late in the first quarter. Defended another pass intended for Robinson early in the second stanza.
- Against Indianapolis (11/12), started at cornerback and collected seven tackles and a pass defended. Ended a potential Colts' scoring drive by dropping Jordan Wilkins for no gain on a fourth-and-one rush in the first quarter. Broke up and nearly intercepted a deep pass intended for Marcus Johnson in the end zone in the third quarter.
- At Baltimore (11/22), started at cornerback and totaled four tackles.
- At Indianapolis (11/29), started at cornerback and recorded four tackles.
- Against Cleveland (12/6), started at cornerback and led the team with eight tackles. Stuffed Kareem Hunt for no gain on a rush off left end in the third quarter.
- At Jacksonville (12/13), started at cornerback and notched three tackles and two passes defended, including an interception. Intercepted a Mike Glennon deep pass intended for DJ Chark Jr. early in the third quarter. Knocked down a pass intended for Chark Jr. in the final stanza.
- Against Detroit (12/20), started at cornerback and produced nine tackles. Stuffed D'Andre Swift for no gain on a short pass in the right flat on the Lions first play from scrimmage.
- At Green Bay (12/27), started at cornerback and registered six tackles and an interception. Halted a Packers' drive by intercepting an Aaron Rodgers pass intended Davante Adams on third-and-11 early in the fourth quarter.
- At Houston (1/3), started at cornerback in his 100th career regular season game and notched six tackles in the Titans' division-clinching victory. Stopped Chad Hansen short of the goalline on a two-point conversion attempt in the third quarter.
- Against Baltimore (1/10), started at cornerback and posted five tackles and two passes defended, including an interception. Intercepted a Lamar Jackson deep pass intended for Miles Boykin in the first quarter. Broke up a pass intended for Mark Andrews in the end zone in the second stanza.

**2019 (9/9, 0/0 - Tennessee):** Started nine games at cornerback and collected 30 tackles, two interceptions, including one he returned for a

touchdown. Finished tied for second on the team with 10 passes defended. Placed on injured reserve on Nov. 5, 2019. Led or tied for the team lead in passes defended twice in 2019 (at DEN, at CAR).

- At Cleveland (9/8), started at cornerback and collected five tackles and an interception he returned 38 yards for a score. Picked off a Baker Mayfield pass intended for Jarvis Landry and returned the interception 38 yards for a touchdown late in the fourth quarter.
- Against Indianapolis (9/15), started at cornerback and tallied seven tackles and a pass defended. Broke up a third-and-seven pass intended for Deon Cain early in the third quarter.
- At Atlanta (9/29), started at cornerback and registered six tackles and a pass defended. Stopped Devonta Freeman for a one-yard loss on a short pass in the fourth quarter.
- At Denver (10/13), started at cornerback and recorded two tackles and a team-best two passes defended. Broke up a third-and-seven pass intended for Courtland Sutton in the opening stanza. Knocked down a pass intended for Emmanuel Sanders in the first quarter.
- Against L.A. Chargers (10/20), started at cornerback and posted five tackles and a pass defended. Combined with Wesley Woodyard to stuff Austin Ekeler for no gain on a rush off left end late in the opening quarter.
- Against Tampa Bay (10/27), started at cornerback and tallied a tackle and an interception. Intercepted a Jameis Winston pass intended for Chris Godwin and returned it 23 yards to the Tampa Bay six-yard line late in the first quarter.
- At Carolina (11/3), started at cornerback and produced two passes defended before leaving the game late in the second quarter with an injury.

**2018 (16/11 - Tennessee):** Played in all 16 games with 11 starts at cornerback in his first season with the Titans and led the team with 13 passes defended. Ranked second on the team with three interceptions. Collected 56 tackles, a sack, three stops for loss, a quarterback pressure and a forced fumble. Led or tied for the team lead in passes defended seven times (at MIA, vs. HOU, vs. BAL, at IND, vs. NYJ, vs. JAX, vs. IND). Tied for the team lead in sacks once (vs. PHI).

- At Miami (9/9), started at cornerback in his first game with the Titans and collected five tackles, an interception, a stop for loss and two passes defended. Stuffed Kenyan Drake for a one-yard loss on a short pass to the flat in the second quarter. Intercepted a Ryan Tannehill pass intended for Mike Gesicki in the end zone and returned it 34 yards in the third quarter. Batted down a pass intended for Albert Wilson late in the third stanza.
- Against Houston (9/16), started at cornerback and tallied six tackles and two passes defended. Broke up a pass intended for DeAndre Hopkins early in the first quarter. Batted down a pass intended for Hopkins during the Texans' final drive late in the fourth quarter.
- Against Philadelphia (9/30), started at cornerback and notched seven tackles, including a sack. Came off the edge on a blitz and dropped Carson Wentz for a nine-yard sack in the first quarter. Forced an Alshon Jeffery fumble that went out of bounds in the second quarter.
- Against Baltimore (10/14), played as a reserve at cornerback and amassed three tackles and two passes defended. Broke up a deep pass intended for Michael Crabtree late in the second quarter.
- At Indianapolis (11/18), started at cornerback and collected two tackles and a pass defended. Halted the Colts' opening drive by breaking up a third-and-nine pass intended for Ryan Grant in the first quarter.
- Against N.Y. Jets (12/2), started at cornerback and tallied six tackles, an interception and a stop for loss. Halted a Jets' drive by stonewalling Elijah McGuire for a four-yard loss on a short third-and-two swing pass in the fourth quarter. Sealed the victory by intercepting a Josh McCown pass intended for Chris Herndon late in the fourth quarter.
- Against Washington (12/22), started at cornerback and totaled three tackles, an interception returned for a score, a stop for loss and a quarterback pressure. Broke up a pass intended for Josh Doctson in the third quarter. Sealed the victory by intercepting a Josh Johnson pass and racing 56 yards as time expired in the game.
- Against Indianapolis (12/30), started at cornerback and registered six tackles and two passes defended. Batted down a pass intended for Dontrelle Inman in the second quarter. Broke up a pass intended for Eric Ebron in the third stanza.

**2017 (16/15, 3/2 - New England):** Played in all 16 games with 15 starts at cornerback and amassed 60 tackles, two interceptions, a sack, 12 passes defended and three forced fumbles. Saw action in all three postseason games with two starts and posted four tackles.

- Against Carolina (10/1), started at cornerback and led the team with eight tackles, while adding a pass defended and a first quarter interception of

Cam Newton that led to the Patriots first touchdown drive.

- At N.Y. Jets (10/15), started at cornerback and was a key contributor with four tackles, three passes defended and an interception late in the second quarter that led to a Patriots touchdown to tie the game going into halftime. Also forced a fumble of Austin Seferian-Jenkins as he was going into the end zone for a fourth-quarter score which caused the fumble out of bounds to be ruled a touchback and returned possession to the Patriots.
- Against Atlanta (10/22), contributed with six tackles and a pass defended in a starting role at cornerback. The pass defended came on a third-and-one pass breakup of a Julio Jones fourth quarter target in the end zone which led to a fourth-down stop on the ensuing play for the Patriots.
- At Buffalo (12/3), made the start at cornerback and finished with a team-high eight tackles.
- At Pittsburgh (12/17), started at cornerback and finished with three tackles, including a key stop on the penultimate play of the game when he tackled Darrius Heyward-Bey inbounds to keep the clock running prior to Duron Harmon's game-sealing interception on the next play in the win.
- Against Buffalo (12/24), made the start at cornerback and finished with three tackles, a pass defended and a 13-yard sack of Tyrod Taylor in the fourth quarter.
- Against Jacksonville (1/21), started at cornerback and finished with six tackles total and added a pass defended in the AFC Championship victory.

**2016 (16/16, 3/3 - New England):** Earned his second career Pro Bowl invitation and named to the Associated Press All-Pro second team after starting all 16 regular season games and recording 63 tackles, one sack, and notched career-high four interceptions and 17 passes defended. Also forced one fumble and recovered two others. Started all three postseason contests and posted 11 tackles and one pass defended.

- Against Miami (9/18), led the team with eight tackles and one pass defended.
- At Pittsburgh (10/23), picked off Landry Jones in the end zone during the first quarter to end a Steelers scoring threat. Finished the game with six tackles and three passes defended.
- Against Seattle (11/13), led the defense with nine total tackles.
- At San Francisco (11/20), recorded his first ever NFL sack when he took down Colin Kaepernick. Added two tackles.
- At N.Y. Jets (11/27), forced and recovered a fumble to mark the first forced fumble and fumble recovery of his NFL career that led to a Patriots touchdown. Also added five total tackles.
- Against the Los Angeles Rams (12/4), picked off Jared Goff for seven yards. Added one total tackle and three passes defended.
- Against N.Y. Jets (12/24), had his first career two-interception game in the win when he picked off Bryce Petty on third-and-11 in the first quarter and Ryan Fitzpatrick for a 21-yard gain at the end of the third stanza. Had three total takeaways in the game after adding a fumble recovery in the second quarter to mark the first time that a Patriots player has had three takeaways in the same game since Steve Gregory had three (one interception and two fumble recoveries at N.Y. Jets Nov. 22, 2012).
- Against Pittsburgh (1/22), recorded four tackles and a pass defended in the AFC Championship.

**2015 (16/16, 2/2 - New England):** Earned his first career Pro Bowl invitation after starting all 16 regular season contests and recording 72 tackles, two interceptions and 15 passes defended. Started both playoff games and posted 12 tackles and three passes defended.


- At Buffalo (9/20), recorded his first career regular season interception off a Tyrod Taylor pass. Also added six tackles and one pass defended.
- At Indianapolis (10/18), recorded a single-game career-high nine tackles and two passes defended.
- At N.Y. Giants (11/15), recorded two solo tackles and three passes defended. Butler's three passes defended came against Odell Beckham Jr., who Butler held to four receptions on 12 targets.
- Against Tennessee (12/20), recorded seven tackles, an interception and one pass defended.
- Against Kansas City (1/16), made his first postseason start and recorded five tackles and one pass defended in the playoff victory.
- At Denver (1/24), recorded a career playoff-high seven tackles and two passes defended in the AFC Championship Game.

**2014 (11/1, 3/0 - New England):** Made the team as a rookie free agent and appeared in 11 regular season games with one start and totaled 14 tackles, four passes defended and one special teams tackle. Was inactive for four games and did not play in another contest. Played as a reserve in all three playoff contests and made four tackles, one interception and three









# 31 KEVIN BYARD

**SAFETY • 5'11" • 212 LBS • COLLEGE: MIDDLE TENNESSEE STATE**  
**ACQUIRED: 3RD ROUND - 2016 • NFL EXPERIENCE (NFL/TITANS): 5/5**  
**HOMETOWN: LITHONIA, GA.**  
**GAMES PLAYED/GAMES STARTED: 80/71 (PLAYOFFS: 6/6)**



**Captain: 2019, 2020**



**Pro Bowl: 2017**



**Community Man of the Year: 2020**

**PRO:** The Titans selected Kevin Byard with the first pick of the third round in the 2016 NFL Draft, and he is now considered one of the top safeties in the NFL. Following his second season, during which he tied for the NFL lead in interceptions (eight) and led the NFL in total takeaways (10), he was named first-team Associated Press All-Pro and earned his first Pro Bowl berth. From 2017 through 2019, no player had more interceptions than Byard, who totaled 17. The 5-foot-11-inch, 212-pound defender was named a team captain for the defense for the first time in 2019. A product of Middle Tennessee State University, Byard has a reputation as a sideline-to-sideline, ball-hawking safety who plays with tremendous intelligence and effort.

### CAREER HIGHLIGHTS:

- From 2017 through 2019, Byard led the NFL with 17 interceptions.
- In 2019, Byard led the team in interceptions (five) for the third consecutive season, while starting every contest for the third consecutive season.
- In 2018, Byard led the team with four interceptions and ranked third on the team with 96 tackles and 10 passes defended.
- In 2017, Byard was named to the Pro Bowl and earned first-team Associated Press All-Pro honors after tying Detroit's Darius Slay for the NFL lead with eight interceptions. He added a pair of fumble recoveries to pace the league with 10 total takeaways.
- His eight interceptions in 2017 tied for seventh in franchise history and made up the highest total by any franchise player since Oilers cornerback Richard Johnson picked off eight passes in 1990.
- In 2016, Byard saw action in all 16 games with seven starts and compiled 63 tackles, a sack, five tackles for loss, three quarterback pressures, four passes defended and 10 special teams tackles. His seven starts were the most by a Titans rookie safety since Michael Griffin (10) in 2007.

### TITANS TIDBITS:

- In July 2020, Byard was named the official spokesperson for the United Way of Greater Nashville. His first order of business was to participate in the organization's virtual Stuff the Bus school supply drive.
- Byard credits his mother, Artina Stanley, for much of his success. Following a divorce when Byard was in ninth grade, his mother moved with the children from Philadelphia to Atlanta. Although it was a financial struggle, Stanley worked long hours to make sure her children received what they needed. Byard claims he and his older brother "had to grow up really fast" as they helped their mother with taking care of the younger kids in the family. In May 2020, Byard was able to accomplish a goal of helping to purchase his mother her "forever home."
- During the 2019 offseason, Byard hosted 200-plus youngsters at the inaugural Kevin Byard Football Camp at Ensworth School. He plans to hold the camp—which is free—every year.
- The Titans had an inside track in their scouting of Byard. Titans general manager Jon Robinson received glowing reports on Byard from his friend and MTSU recruiting coordinator Steve Ellis. When Robinson was a linebackers coach at Nicholls State, Ellis was one of his pupils, and the two remained close through the years. Additionally, Patrick Callaway, college scout for the Titans, was Byard's high school teammate.
- Byard says his football role models are Ed Reed, Brian Dawkins and Troy Polamalu.
- Byard has aspirations to travel the world, and his bucket list includes setting foot on every continent.

### CAREER TRANSACTIONS:

- The Lithonia, Ga., native was selected by the Titans in the third round

(64th overall) of the 2016 NFL Draft.

### SEASON RECAPS:

- 2020 (16/16, 1/1):** Started all 16 games at safety and led the team with a career-high 111 tackles. Posted an interception, two quarterback pressures, a stop for loss, seven passes defended and a forced fumble. Started the postseason contest and collected five tackles and a pass defended. Ranks second in the NFL with 18 regular season interceptions since the beginning of the 2017 season. Led or tied for the team lead in tackles four times in 2020 (at DEN, vs. IND, at JAX, at GB). Led or tied for the team lead in passes defended three times in 2020 (at DEN, at CIN, vs. DET). Tied for the team lead in quarterback pressures once in 2020 (at CIN).
- At Denver (9/14), started at safety and led the team with nine tackles. Also posted his first career forced fumble and a pass defended. Gave the Titans offense great field position by forcing a Melvin Gordon III fumble that was recovered by Jeffery Simmons at the Broncos' 23-yard line early in the second quarter. Stuffed Gordon III for no gain on a rush off left end in the final stanza. Broke up a pass intended for Noah Fant late in the fourth quarter.
  - Against Jacksonville (9/20), started at safety and posted three tackles.
  - At Minnesota (9/27), started at safety and registered four tackles and a pass defended. Sealed the victory by popping loose a deep pass intended for Adam Thielen that was then intercepted by Amani Hooker late in the fourth quarter.
  - Against Buffalo (10/13), started at safety and tallied two tackles and a pass defended. Halted a Bills' drive by breaking up a third-and-six pass intended for Stefon Diggs late in the first quarter.
  - Against Houston (10/18), started at safety and produced eight tackles. Stopped Brandin Cooks for no gain on a short pass near the goal line in the third quarter. Teamed with Jayon Brown to stonewall David Johnson for a two-yard loss on a rush off right tackle in the third stanza.
  - Against Pittsburgh (10/25), started at safety and registered six tackles.
  - At Cincinnati (11/1), started at safety and posted seven tackles, a quarterback pressure and a pass defended. Broke up a pass intended for Tee Higgins in the third quarter.
  - Against Chicago (11/8), started at safety and tallied seven tackles with a quarterback pressure.
  - Against Indianapolis (11/12), started at safety and led the team with 10 tackles. Teamed with Kenny Vaccaro to stuff Jonathan Taylor for no gain on a rush off left guard in the third quarter.
  - At Baltimore (11/22), started at safety and totaled seven tackles and a pass defended. Broke up a pass intended for Mark Andrews in the end zone in the first quarter.
  - At Indianapolis (11/29), started at safety and recorded seven tackles.
  - Against Cleveland (12/6), started at safety and tallied six tackles.
  - At Jacksonville (12/13), started at safety and led the team with 11 tackles.
  - Against Detroit (12/20), started at safety and produced 11 tackles, including his first interception of the season, a stop for loss and another pass defended. Teamed with David Long Jr. to stuff Adrian Peterson for a one-yard loss on a rush off left guard in the first quarter. Broke up a pass intended for T.J. Hockenson late in the first quarter. Intercepted a Chase Daniel pass intended for Danny Amendola late in the fourth quarter.
  - At Green Bay (12/27), started at safety and tied for the team lead with nine tackles.
  - At Houston (1/3), started at safety and notched four tackles in the Titans' division-clinching victory.
  - Against Baltimore (1/10), started at safety and posted five tackles, a pass defended and a quarterback pressure. Ended a Ravens' drive by breaking

up a third-and-five pass intended for Mark Andrews in the first quarter.

**2019 (16/16, 3/3):** Started all 16 games for the third consecutive season and led the team and tied for fourth in the NFL with five interceptions. Tied for second on the squad with 10 passes defended. Also posted 91 tackles, including two stops for loss, a quarterback pressure and five special teams tackles. Also caught one pass for 11 yards in 2019. Started all three postseason contests and registered 20 tackles, an interception and a special teams tackle. Led or tied for the team lead in passes defended four times (at ATL, vs. BUF, at IND, at HOU).

- At Cleveland (9/8), collected seven tackles and an interception. Intercepted a Baker Mayfield pass intended for Odell Beckham Jr. and returned it 28 yards early in the fourth quarter.

- At Atlanta (9/29), registered eight tackles and a team-best two passes defended. Broke up a pass intended for Austin Hooper late in the third quarter.

- Against Buffalo (10/6), notched seven tackles and two passes defended, including an interception. Set up the Titans' touchdown by intercepting a Josh Allen third-and-five pass in the third quarter. Halted a Bills' drive by knocking down a third-and-six pass intended for Dawson Knox late in the third quarter.

- At Denver (10/13), recorded three tackles and an interception. Notched a special teams tackle on coverage units. Halted a Broncos' drive by intercepting Joe Flacco's deep pass intended for Noah Fant and returning it 25 yards in the third quarter.

- Against L.A. Chargers (10/20), posted eight tackles and a pass defended. Posted his first career reception on a fake punt. Halted the Chargers' opening drive by breaking up a fourth-and-two pass intended for Hunter Henry. Extended the Titans' opening scoring drive with an 11-yard reception from Brett Kern on the fake punt on fourth-and-eight in the opening stanza.
- Against Jacksonville (11/24), notched a season-high 11 tackles and a special teams tackle on coverage units.

- At Indianapolis (12/1), posted four tackles, an interception and a quarterback pressure. Intercepted a Jacoby Brissett pass and returned it 21 yards to the Colts' 14-yard line setting up a Titans' field goal in the third quarter.

- At Houston (12/29), recorded six tackles and an interception. Intercepted an A.J. McCarron pass intended for Jordan Akins late in the fourth quarter.

- At New England (1/4), posted five tackles. Tied for the team lead with a special teams tackle on coverage units.

- At Baltimore (1/11), recorded 11 tackles and an interception. Intercepted a Lamar Jackson pass intended for Mark Andrews and returned it 31 yards setting up the Titans' opening touchdown in the first quarter. Stuffed Andrews for no gain on a short pass in the right flat early in the fourth quarter.

- At Kansas City (1/19), registered four tackles.

**2018 (16/16):** Started all 16 games for the second consecutive season and led the team with four interceptions. Ranked third on the team with 96 tackles and 10 passes defended. Collected two sacks, four quarterback pressures and six special teams tackles. Also posted a 66-yard touchdown pass on a fake punt. Led the team in tackles once (vs. WAS). Tied for the team lead in passes defended six times (at MIA, vs. PHI, at DAL, vs. NE, at NYG, vs. WAS). Tied for the team lead in quarterback pressures once (vs. NYJ). Tied for the team lead in sacks once (at NYG). Set a career-high with 16 tackles against Washington (12/22/18).

- Against Houston (9/16), tallied four tackles. Gave the Titans a 7-0 lead with a 66-yard touchdown pass to Dane Cruikshank on a fake punt early in the first quarter. It was the longest touchdown pass by a defensive player in the Super Bowl era. Byard became the first primarily defensive player in franchise history to record a touchdown pass. Posted a special teams stop on coverage units.

- Against Philadelphia (9/30), tied a then career-high with 10 tackles, and added a quarterback pressure and a pass defended.

- Against Baltimore (10/14), amassed five tackles, an interception and two quarterback pressures. Registered two special teams stops on coverage units. Teamed with Jayon Brown to stop Hayden Hurst for no gain on a jet sweep in the first quarter. Collected his first interception of the season on a Joe Flacco pass that was deflected by Logan Ryan late in the second quarter.

- At Dallas (11/5), posted five tackles with an interception. Stuffed Ezekiel Elliott for a one-yard loss on a rush off right end early in the first quarter. Halted a potential Cowboys' scoring drive by intercepting a pass intended for Amari Cooper in the back of the end zone in the first quarter.

- Against New England (11/11), notched five tackles and two passes

defended. Halted a Patriots' drive by knocking down a third-and-four pass intended for Jacob Hollister in the third quarter.

- Against Jacksonville (12/6), amassed three tackles, including a sack and a quarterback pressure. Ended a Jaguars' drive by sacking Cody Kessler for an eight-yard loss on third-and-nine in the first quarter.

- At N.Y. Giants (12/16), posted three tackles, including a sack, an interception and another pass defended in the Titans' first shutout win since 2000. Collected a special teams tackle on coverage units. Ended the first half by sacking Eli Manning for a 10-yard loss on third-and-10. Halted a potential Giants' scoring drive by intercepting an Eli Manning pass intended for Russell Shepard on third-and-20 in the third quarter. Sealed the shutout by breaking up a fourth-and-goal pass intended for Evan Engram late in the fourth quarter.

- Against Washington (12/22), led the team with a career-best 16 tackles, an interception and another pass defended. Broke up a deep pass over the middle intended for Michael Floyd in the third quarter. Intercepted a Josh Johnson third-and-three pass intended for Josh Doctson late in the fourth quarter.

**2017 (16/16, 2/2):** Selected first-team Associated Press All-Pro at safety and named to his first career Pro Bowl. Started all 16 games and tied for the NFL lead with eight interceptions. Ranked second on the team with 18 passes defended and third on the squad with a career-high 87 tackles. Notched three quarterback pressures, four tackles for loss and two fumble recoveries. Started both postseason contests and led the team with 16 tackles. Named AFC Defensive Player of the Week after tallying eight tackles and two interceptions against Jacksonville (12/31/17). Named AFC Defensive Player of the Week after tying a single-game franchise record with three interceptions at Cleveland (10/22/17). His eight interceptions in 2017 were the most by any franchise player since Oilers cornerback Richard Johnson picked off eight passes in 1990. Collected his first career NFL interception at Houston (10/1/17). Tied a career-high with 10 tackles at Houston (10/1/17). Led or tied for the team lead in passes defended six times (at JAX, at HOU, at CLE, vs. CIN, at PIT, vs. JAX).

- At Jacksonville (9/17), collected nine tackles and a pass defended. Combined with Derrick Morgan to stonewall Leonard Fournette for no gain on a rush off left end in the second quarter. Halted a Jaguars' drive by batting down a pass intended for Mercedes Lewis on third-and-14 in the third quarter.

- At Houston (10/1), tied a career-high with 10 tackles while posting a team-best two passes defended, including his first career interception. Broke up a pass intended for DeAndre Hopkins in the second quarter. Halted a potential Texans' scoring drive by intercepting a Deshaun Watson pass intended for DeAndre Hopkins just before halftime.

- At Miami (10/8), totaled four tackles, including two stops for loss and a fumble recovery. Stuffed Jarvis Landry for no gain on a short pass in the first quarter. Recovered a Jay Ajayi fumble that was forced by Adoree' Jackson and returned it six yards in the second quarter. Stuffed Ajayi for a one-yard loss on a rush off right guard in the final stanza.

- At Cleveland (10/22), named AFC Defensive Player of the Week after posting two tackles, including a stop for loss and a career-high three interceptions. Tied a single-game franchise record with three interceptions and the feat had only happened nine previous times in team annals. Stonewalled Duke Johnson for a three-yard loss on a short pass in the second quarter. Halted a potential Browns' scoring drive by intercepting a DeShone Kizer pass intended for Rashard Higgins late in the second quarter. Intercepted Kizer for a second time by jumping in front of a pass intended for Bryce Treggs early in the third quarter. Collected his third interception of the afternoon by picking off a Cody Kessler pass intended for David Njoku on third-and-13 in the fourth quarter.

- Against Baltimore (11/5), collected six tackles, two interceptions and another pass defended. With three interceptions at Cleveland and two interceptions against the Ravens, became the first player in franchise history to record five interceptions in a two-game span. Intercepted a Joe Flacco pass intended for Breshad Perriman after Logan Ryan deflected the ball in the first quarter. Hauled in his second interception of the afternoon by picking off a deep pass intended for Benjamin Watson early in the third quarter. Batted down a deep pass intended for Mike Wallace in the end zone late in the fourth quarter.

- At Indianapolis (11/26), registered four tackles and a fumble recovery. Set up the Titans' first touchdown by pouncing on a Marlon Mack fumble on the Colts' four-yard line in the third quarter.

- Against Jacksonville (12/31), named AFC Defensive Player of the Week after tallying eight tackles and two interceptions. Picked off a Blake Bortles pass intended for Allen Hurns on third-and-nine early in the fourth quarter.

Sealed the victory by intercepting a Bortles pass intended for James O'Shaughnessy with 10 seconds left in the game.

- At Kansas City (1/6), started at safety and recorded six tackles in his first career postseason game. Stuffed Kareem Hunt for no gain on a short pass in the left flat in the second quarter.
- At New England (1/13), started at safety and finished second on the team with 10 tackles. Teamed with Avery Williamson to stop James White for no gain on a rush up the middle early in the second quarter.

**2016 (16/7):** Played in all 16 games with seven starts as a rookie and finished fifth on the team with 63 tackles. Ranked second on the squad with 10 special teams tackles. Collected a sack, five tackles for loss, three quarterback pressures and four passes defended. Led or tied for the team lead in tackles twice in 2016 (at SD, vs. GB). Tied for the team lead in passes defended twice in 2016 (vs. IND, at SD). Led or tied for the team lead in special teams tackles seven times in 2016 (vs. MIN, at DET, at MIA, vs. JAX, at SD, at CHI, vs. DEN). Appeared in his first career NFL game against Minnesota (9/11/16). Made his first NFL start at safety against Green Bay (11/13/16).

- Against Minnesota (9/11), made his NFL debut as a reserve safety and collected four tackles, including a stop for loss. Notched a special teams tackle on coverage units. Burst through the line and stuffed Adrian Peterson for a five-yard loss on a rush off right tackle at the end of the third quarter.
- Against Jacksonville (10/27), played significant snaps as a reserve at safety and posted five tackles, including two stops for loss. Tied for the team lead with a special teams tackle. Pounced on Chris Ivory for no gain after the running back recovered his own fumble late in the first quarter. Stuffed Blake Bortles for a one-yard loss on a rush off left end in the final quarter.
- At San Diego (11/6), saw significant action as a reserve at safety and tied for the team lead with a career-best 10 tackles, including a stop for loss and a pass defended. Tied for the team lead with a special teams tackle on coverage units. Ended a Chargers' drive by breaking up a third-and-two pass intended for Antonio Gates late in the second quarter. Stuffed Melvin Gordon for a two-yard loss on a rush off left guard late in the second quarter.
- Against Green Bay (11/13), made his first career NFL start at safety and notched a team-leading nine tackles, including a sack. Ended a Packers' drive by registering his first career sack when he dropped Aaron Rodgers for an eight-yard loss on third-and-eight in the opening stanza.
- At Chicago (11/27), started at safety and registered seven tackles. Led the team with two special teams tackles on coverage units. Defended a deep pass intended for Cameron Meredith in the fourth quarter.
- Against Denver (12/11), started at safety and collected five tackles, two quarterback pressures and a pass defended. Tied for the team lead with a special teams stop.
- Against Houston (1/1), started at safety and registered five tackles, including a stop for loss and a pass defended. Broke up a pass intended for Alfred Blue in the first quarter. Stuffed Jonathan Grimes for no gain on a rush off left tackle on the final play of the first quarter. Stuffed Alfred Blue for no gain on a third-and-goal rush off right tackle in the fourth quarter.

#### **COLLEGE:**

- During a four-year career at Middle Tennessee State, he appeared in 49 games and notched 46 starts at safety. He set school records with 19 career interceptions, 377 interception return yards and four interception returns for touchdowns. He finished sixth in MTSU history with 312 career tackles. In 49 career games, he had a hand in 25 turnovers (19 interceptions, five forced fumbles and one fumble recovery). Had 17 additional career passes defended and five tackles for loss. He was twice named first-team All-Conference USA.
- As a senior (2015), appeared in 12 games with nine starts as a permanent team captain. Ranked fourth on the team with 66 tackles and led the squad with four interceptions and six additional pass breakups. Ranked second among safeties with 718 snaps played. Named first-team All-Conference USA for the second consecutive season. Against North Texas on Nov. 21, 2015, he set the Middle Tennessee State record with his 18th career

interception. He picked off another pass the following week to finish his career with 19 interceptions.

- As a junior (2014), played and started all 12 games and led the team with six interceptions. Ranked fourth on the team with 66 tackles, including three tackles for loss, and added four pass breakups, two forced fumbles and a blocked kick. Ranked seventh nationally and first in Conference USA in interceptions. Played a team-high 980 snaps. Named first-team All-Conference USA.
- As a sophomore (2013), played and started all 13 games. Registered a career-best 106 tackles to finish second on the team. Led the team with five interceptions. Also finished with an additional five pass breakups, a forced fumble and a fumble recovery. Equaled his own school mark with two interceptions returned for touchdowns. Led the team with 996 snaps played. Voted honorable mention All-Conference USA.
- As a redshirt freshman (2012), started all 12 games and led the team with four interceptions. Tied for third on the team with 74 tackles and added two pass breakups, two forced fumbles and a hurry. Equaled the school record with two interception returns for touchdowns and set the single-season record for interception return yards with 167. Led the entire team with 925 total snaps played and had 80 or more snaps four times. Named FWAA Freshman All-American, second-team All-SBC. Against Troy (11/24), forced three turnovers in win with two interceptions and a forced fumble to go with a pass breakup and six tackles. Second pick went for 77 yards and game-winning score late in fourth quarter. Named the SBC Defensive Player of the Week and the College Performance Awards National Defensive Back of the Week.
- As a freshman (2011), redshirted.
- Graduated in May 2015 with a degree in liberal studies.

#### **PERSONAL:**

- He splits time between Nashville and Lithonia, Ga., with his wife, Clarke, and their daughter, Eliana.
- Attended M.L. King (Lithonia, Ga.), where as a senior he totaled 94 tackles, two interceptions, two blocked punts, and two fumble recoveries on defense. On offense, he recorded 35 receptions for 723 yards and six touchdowns, as well as 245 rushing yards and two rushing touchdowns. Also returned 12 kickoffs for 350 yards and a touchdown.
- Voted Class AAAAA first-team all-state by the Atlanta Journal Constitution and the Associated Press. Earned all-region honors on offense and defense, while also garnering all-area and all-county accolades.
- Also lettered in track as a high school athlete.
- Byard has three brothers and three sisters and is the second oldest of the group.
- List of favorites: (TV show) "Martin"; (movie) "Wolf of Wall Street" and "Paid in Full"; (musician or band) Future; (food) Philadelphia cheesesteaks and hot wings; (childhood sports teams) Philadelphia 76ers; (athlete as a child) Allen Iverson; and (guilty pleasure) late-night snacks.
- Follow Byard on Twitter at @KB31\_Era.
- Follow Byard on Instagram at @kb31\_savage.
- Born Kevin Leon Byard Jr. on Aug. 17, 1993 in Philadelphia, Pa.



## KEVIN BYARD'S NFL STATISTICS

REGULAR SEASON				TACKLES							INTERCEPTIONS					FUMBLES			
Year	Team	GP	GS	Tot	Solo	Asst	Sk	Yds	QBP	TFL	No	Yds	Lg	TD	PD	FF	FR	Yds	SpT
2016	Tennessee	16	7	63	42	21	1.0	8.0	3	5	0	0	0	0	4	0	0	0	10
2017	Tennessee	16	16	87	64	23	0.0	0.0	3	4	8	130	33	0	18	0	2	6	0
2018	Tennessee	16	16	96	64	32	2.0	18.0	4	0	4	1	1	0	10	0	0	0	6
2019	Tennessee	16	16	91	57	34	0.0	0.0	1	2	5	79	28	0	10	0	0	0	5
2020	Tennessee	16	16	111	79	32	0.0	0.0	2	1	1	0	0	0	7	1	0	0	0
<b>NFL Totals</b>		<b>80</b>	<b>71</b>	<b>448</b>	<b>306</b>	<b>142</b>	<b>3.0</b>	<b>26.0</b>	<b>13</b>	<b>12</b>	<b>18</b>	<b>210</b>	<b>33</b>	<b>0</b>	<b>49</b>	<b>1</b>	<b>2</b>	<b>6</b>	<b>21</b>

PLAYOFFS				TACKLES							INTERCEPTIONS					FUMBLES			
Year	Team	GP	GS	Tot	Solo	Asst	Sk	Yds	QBP	TFL	No	Yds	Lg	TD	PD	FF	FR	Yds	SpT
2017	Tennessee	2	2	16	14	2	0.0	0.0	0	0	0	0	0	0	0	0	0	0	0
2019	Tennessee	3	3	20	15	5	0.0	0.0	0	0	1	31	31	0	1	0	0	0	1
2020	Tennessee	1	1	5	2	3	0.0	0.0	1	0	0	0	0	0	1	0	0	0	0
<b>NFL Totals</b>		<b>6</b>	<b>6</b>	<b>41</b>	<b>31</b>	<b>10</b>	<b>0.0</b>	<b>0.0</b>	<b>1</b>	<b>0</b>	<b>1</b>	<b>31</b>	<b>31</b>	<b>0</b>	<b>2</b>	<b>0</b>	<b>0</b>	<b>0</b>	<b>1</b>

### Single-Game Highs

Tackles - 16 vs. Washington (12/22/18)  
 Interceptions - 3 at Cleveland (10/22/17)  
 Sacks - 1 (Three times, last at N.Y. Giants 12/16/18)  
 Tackles for Loss - 2 (Twice, last at Miami 10/8/17)  
 Quarterback Pressures - 2 vs. Denver (12/11/16)  
 Forced Fumble - **1 at Denver (9/14/20)**  
 Fumble Recovery - 1 (Twice, last at Indianapolis 11/26/17)  
 Passes Defensed - 3 (Three times, last at Pittsburgh 11/16/17)  
 Special Teams Tackles - 2 (Three times, last vs. Baltimore 10/14/18)

### Playoff Single-Game Highs

Tackles - 11 at Baltimore (1/11/20)  
 Interceptions - 1 at Baltimore (1/11/20)  
 Passes Defensed - **1 (Twice, last vs. Baltimore 1/10/21)**  
 Special Teams Tackles - 1 at New England (1/4/20)

### Additional Statistics

Pass Attempts - 1 for 66 yards and a touchdown vs. Houston (9/16/18)  
 Receptions - 1 for 11 yards vs. L.A. Chargers (10/20/19)



# 99 JADEVEON CLOWNEY

OUTSIDE LINEBACKER • 6'5" • 255 LBS • COLLEGE: SOUTH CAROLINA  
ACQUIRED: FREE AGENT - 2020 • NFL EXPERIENCE (NFL/TITANS): 7/1  
HOMETOWN: ROCK HILL, S.C.  
GAMES PLAYED/GAMES STARTED: 83/74 (PLAYOFFS: 5/5)



 **Pro Bowl: 2016, 2017, 2018**

**PRO:** The Titans improved the versatility and explosiveness of their front seven with the addition of free agent Jadeveon Clowney prior to the start of the 2020 regular season. In his first six NFL seasons, Clowney played in 75 games and tallied 236 tackles, 32 sacks, 71 tackles for loss, 14 passes defended, nine forced fumbles and seven fumble recoveries. The 6-foot-5-inch, 255-pounder was named to the Pro Bowl each season from 2016 through 2018, and he added second-team Associated Press All-Pro honors in 2016. The South Carolina product played his first five NFL seasons with the Houston Texans after he was the first overall pick in the 2014 NFL Draft. He was traded to the Seattle Seahawks in 2019.

### CAREER HIGHLIGHTS:

- Over a four-season span from 2016 through 2019, Clowney was one of only three NFL players with at least 60 tackles for loss, eight forced fumbles and 150 quarterback pressures, per Sportradar. The others on the list were Aaron Donald and Chandler Jones. Clowney ranked fourth in the NFL over those four seasons with 60 tackles for loss.
- In 2019, Clowney's lone season with the Seattle Seahawks, he registered 31 tackles, three sacks, seven tackles for loss, a career-best four forced fumbles and two fumble recoveries in 13 games.
- In 2017, the last time current Titans head coach Mike Vrabel was Clowney's defensive coordinator in Houston, he started all 16 games for the Texans and recorded 9.5 sacks, 21 quarterback hits, 21 tackles for loss, two forced fumbles and two fumble recoveries. He joined Jones as the only NFL players to register 20 or more tackles for loss and 20 or more quarterback hits.
- Clowney has scored four total touchdowns in his NFL career—three on fumble recoveries and one on an interception return.

### TITANS TIDBITS:

- Clowney and Titans teammate Johnathan Joseph both grew up in Rock Hill, S.C., and played collegiately at South Carolina. Joseph has provided a big brother presence and been a strong mentor for Clowney during his NFL career.
- Clowney attended South Pointe High School in Rock Hill, S.C., where he was named South Carolina's 2010 Mr. Football and lettered for the school's basketball team.
- Clowney was on his high school's track & field team, where he competed as a sprinter, shot putter and discus thrower. He took ninth in the 100 meters at the 2011 York County Championships, with a career-best time of 11.43 seconds. He also ran the fourth leg on the 4x100 meter relay squad, helping them earn a third-place finish at 42.86 seconds.

### CAREER TRANSACTIONS:

- The Rock Hill, S.C., native was originally selected by the Houston Texans with the first overall pick in the 2014 NFL Draft.
- Designated by the Houston Texans as the franchise player on March 4, 2019 and signed the franchise tender on Aug. 31, 2019.
- Traded by the Texans to the Seattle Seahawks on Sept. 1, 2019 in exchange for Barkevious Mingo, Jacob Martin and a 2020 third-round pick.
- Signed by the Titans as a free agent on Sept. 8, 2020.

### SEASON RECAPS:

**2020 (8/8 - Tennessee):** Started eight games at outside linebacker in his first season with the Titans and tied for third on the squad with 10 quarterback pressures. Registered 19 tackles, four stops for loss, four passes defended and a forced fumble. Was inactive for one contest. Placed on injured reserve on Nov. 21 and missed the final seven regular season games and the postseason contest. Tied for the team lead in

quarterback pressures four times in 2020 (vs. JAX, vs. HOU, at CIN, vs. IND). Tied for the team lead in passes defended once in 2020 (vs. BUF).

- At Denver (9/14), started at outside linebacker in his Titans debut and collected three tackles, including a stop for loss and a quarterback pressure. Stuffed Phillip Lindsay for no gain on a rush off left guard in the first quarter.
- Against Jacksonville (9/20), started at outside linebacker and posted two tackles and tied for the team lead with three quarterback pressures.
- At Minnesota (9/27), started at outside linebacker and registered two tackles, including a stop for loss, two quarterback pressures and a pass defended. Dropped Alexander Mattison for a two-yard loss on a rush up the middle on the final play of the second quarter. Deflected a pass intended for Dalvin Cook late in the fourth quarter.
- Against Buffalo (10/13), started at outside linebacker and tallied a tackle and two passes defended. Deflected a pass intended for Stefon Diggs in the third quarter. Broke up a pass intended for T.J. Yeldon late in the final stanza.
- Against Houston (10/18), started at outside linebacker and produced two tackles, including a stop for loss and two quarterback pressures. Stuffed Duke Johnson for a two-yard loss on a rush off right tackle early in the fourth quarter.
- Against Pittsburgh (10/25), started at outside linebacker and registered four tackles, a forced fumble and a pass defended. Batted down a pass intended for JuJu Smith-Schuster on the first play from scrimmage. Stuffed Chase Claypool in the backfield and forced a fumble that was recovered by the Steelers early in the second quarter. Stopped James Conner for no gain on a rush up the middle late in the third quarter.
- At Cincinnati (11/1), started at outside linebacker and posted a tackle and a quarterback pressure.
- Against Chicago (11/8), was inactive.
- Against Indianapolis (11/12), returned to the lineup as a starter at outside linebacker and collected four tackles, including a stop for loss and a quarterback pressure. Shot through the line and dropped Nyheim Hines for a three-yard loss on a rush off right end in the third quarter.

**2019 (13/11, 2/2 - Seattle):** Played in 13 games with 11 starts in his first season with the Seahawks. Collected 31 tackles, including three sacks, seven tackles for loss, an interception returned for a touchdown, a career-best four forced fumbles and two fumble recoveries, including one returned for a score. Was inactive for three contests.

- At Arizona (9/29), corralled his first-career interception and returned it 27 yards for a touchdown. It was his third-career touchdown having returned two fumbles for scores.
- At Atlanta (10/27), notched three tackles, including a sack, four quarterback hits and a forced fumble.
- At San Francisco (11/11), earned NFC Defensive Player of the Week after notching a career-best five quarterback hits to go along with five solo tackles, a sack, a forced fumble and a 10-yard scoop and score following a Jarran Reed sack.
- At Green Bay (1/12), tied for team lead with seven tackles and split a sack.

**2018 (15/14, 1/1 - Houston):** Selected to his third-consecutive Pro Bowl. Played in 15 games with 14 starts and tallied 47 total tackles, nine sacks, 21 quarterback hits, 16 tackles for loss, one pass defended, one forced fumble and a career-high three fumble recoveries, including one returned for a touchdown. Was inactive for one contest.

- At Indianapolis (9/30), earned AFC Defensive Player of the Week honors for his performance. Recorded four solo tackles, four tackles for loss, two sacks and recovered an Andrew Luck fumble in the end zone for his

second-career touchdown. Became the first player to record two sacks, four tackles for loss and one fumble recovery returned for a touchdown in multiple games since tackles for loss became an official NFL statistic.

- Against Dallas (10/7), registered three total tackles, a half sack, one tackle for loss and two quarterback hits. Split a five-yard sack of Dak Prescott with Benardrick McKinney to force fourth down late in the third quarter.
- At Jacksonville (10/21), recorded seven total tackles, two sacks, four quarterback hits and one fumble recovery. Joined Von Miller as the only players in the NFL to record at least seven total tackles, two sacks, four quarterback hits and one fumble recovery in a game this season.
- At Denver (11/4), recorded a solo tackle, a sack, two quarterback hits and a tackle for loss. Sacked Case Keenum for a loss of 10 yards on third-and-five in the fourth quarter.
- At Washington (11/18), tallied five total tackles, a sack, two tackles for loss and a quarterback hit.
- Against Tennessee (11/26), recorded three total tackles, a half sack and a quarterback hit.
- At N.Y. Jets (12/15), tallied three total tackles, a sack, two tackles for loss and two quarterback hits.
- At Philadelphia (12/23), posted eight total tackles, a sack, a tackle for loss, three quarterback hits, one pass defended, a forced fumble and one fumble recovery. Joined Khalil Mack, Bobby Wagner and Chandler Jones as the only players to record a sack, a forced fumble, a fumble recovery and a pass defended in a game in 2018.

**2017 (16/16 - Houston):** Named to the Pro Bowl for a second consecutive season. Set single-season career highs in sacks (9.5), tackles for loss (21), quarterback hits (21), forced fumbles (two), fumble recoveries (two), total tackles (59), sack yards (67), games played (16) and games started (16). Led the Texans in sacks, tackles for loss, quarterback hits and fumble recoveries, while finishing fifth on the team in total tackles and tied for first in fumbles forced. Recorded 21 tackles for loss and 20 quarterback hits. Was the only player in the AFC and one of two players in the NFL with 20-or-more tackles for loss and 20-or-more quarterback hits in 2017, joining Chandler Jones. His 45 quarterback hits and 48 tackles for loss rank third in team history.

- Against Jacksonville (9/10), started in the season opener and picked up his 100th career tackle.
- At Cincinnati (9/14), started his second-consecutive game and notched four total tackles, one tackle for loss, one pass defended and returned his first career fumble recovery 49 yards.
- At New England (9/24), tied career highs with two sacks and four tackles for loss, notched six solo tackles, had three quarterback hits and recovered his second career fumble and raced it back 22 yards for his first career touchdown.
- Against Tennessee (10/1), notched his third sack in two games and forced the third fumble of his career.
- At Seattle (10/29), made four solo stops and recorded a strip-sack of Russell Wilson.
- Against Indianapolis (11/5), started his eighth-straight game and tallied four tackles and a sack.
- At L.A. Rams (11/12), produced three solo tackles, one quarterback hit, a sack and three tackles for loss.
- Against Arizona (11/19), extended his sack-streak to a career-high four games with two sacks and added five total tackles, three quarterback hits and three tackles for loss.
- At Baltimore (11/27), finished with two solo tackles, a sack, two tackles for loss and two quarterback hits, extending his sack-streak to a career-high five games.
- Against San Francisco (12/10), tied a season best with six total tackles, recorded a single-game career-high four quarterback hits and notched two tackles for loss.
- At Indianapolis (12/31), started his 16th game of the season and posted a season-best seven total tackles and a half sack.

**2016 (14/14, 2/2 - Houston):** Named to his first Pro Bowl and recognized as an Associated Press second-team All-Pro. Also earned PFWA All-NFL and PFWA All-AFC honors. One of two players in the NFL with at least 50 total tackles, six sacks, 16 tackles for loss and two passes defended (Cameron Jordan). Finished tied for sixth in the NFL with 16 tackles for loss.

- Against Chicago (9/11), made his first career start at defensive end and totaled four tackles, including a sack, three quarterback hits and two tackles for loss.
- Against Tennessee (10/2), finished with two solo tackles, including a sack and two quarterback hits on Marcus Mariota.

- Against Detroit (10/30), sacked Matthew Stafford for a nine-yard loss in the second quarter and recorded his ninth tackle for loss of the year.
- At Oakland (11/21), finished second on the team with five tackles, including two for loss.
- At Indianapolis (12/11), finished with three total tackles, a strip-sack of Andrew Luck and a season-high three quarterback hits.
- Against Jacksonville (12/18), notched his fifth sack of the year when he brought down Blake Bortles for an eight-yard loss and finished with five total tackles and three tackles for loss.
- Against Cincinnati (12/24), recorded a sack in three straight games for the first time in his career when he brought down Andy Dalton.
- Against Oakland (1/7), played in his first career postseason game and became the second defensive lineman in Texans history (DE J.J. Watt) with a postseason interception. Finished with one tackle and two passes defended.
- At New England (1/14), tallied two solo tackles, two quarterback hits and one tackle for loss in the AFC Divisional round.

**2015 (13/9, 0/0 - Houston):** Saw action in 13 games with nine starts and posted 40 total tackles, eight tackles for loss, eight quarterback hits, six passes defended, 4.5 sacks and one forced fumble. Was inactive for three games and the playoff contest. Selected by teammates as the 2015 Ed Block Courage Award winner.

- Against Kansas City (9/13), recorded four tackles, a forced fumble and a tackle for loss.
- At Carolina (9/20), totaled two solo tackles and the first two passes defended of his career.
- At Miami (10/25), recorded the first sack of his career in the second quarter when he brought down Ryan Tannehill for a 13-yard loss. Led the team with eight tackles, including two tackles for loss and a sack.
- Against N.Y. Jets (11/22), split a sack with John Simon in the fourth quarter.
- At Buffalo (12/6), brought down Tyrod Taylor for a sack in the fourth quarter. Finished with three solo tackles, including two for loss and a sack.
- Against New England (12/13), totaled two sacks to go along with seven tackles. Recorded a sack in his second straight game when he brought down Tom Brady for a 10-yard loss in the third quarter. Sacked Brady for another 10-yard loss in the fourth quarter.

**2014 (4/2 - Houston):** Compiled seven tackles and three tackles for loss in four games as a rookie. Was inactive for nine games. Was placed on injured reserve on Dec. 10, 2014.

- Against Washington (9/7), recorded a tackle for loss in his first career start.
- At Cleveland (11/16), made a pair of tackles and had a tackle for loss in Week 11.
- Against Cincinnati (11/23), had three tackles and a tackle for loss.

#### COLLEGE:

- Played three seasons (2011-13) at the University of South Carolina and started 23 of 36 games for the Gamecocks, recording 130 total tackles that included 24.0 sacks, 47.0 tackles for loss and 20 quarterback pressures. Recovered one fumble, forced nine others and deflected seven passes.
- Named a two-time All-American (2012, 2013) and earned All-SEC honors twice (2012, 2013).
- Became the third Gamecock to earn first-team All-American honors in two seasons.
- Named SEC Freshman of the Year in 2011.
- Ranked second in school annals with 47.0 tackles for loss and third on the school's all-time list with 24.0 sacks. Holds the school record with nine forced fumbles.
- Majored in African-American studies at South Carolina.

#### PERSONAL:

- Attended South Pointe (Rock Hill, S.C.) High School and during his career tallied 162 total tackles, 29.5 sacks, 29 tackles for loss, 11 forced fumbles and six fumble recoveries and scored five touchdowns on defense.
- Named the consensus best player in the nation and named USA Today's National Defensive Player of the Year.
- Led his team to a 15-0 record and state championship and finished with 17.0 sacks.
- Finished his sophomore season with 144 tackles and 23.0 sacks.
- Named South Carolina's 2010 Mr. Football and played in the Shrine Bowl of the Carolinas.
- Notched seven tackles and 1.5 sacks in the Under Armour All-America Game.
- Also lettered for the school's basketball team.
- Follow Clowney on Twitter at @clowneyj.
- Follow Clowney on Instagram at @clowney\_90.
- Born Jadeveon Davarus Clowney on Feb. 14, 1993 in Rock Hill, S.C.





## JADEVEON CLOWNEY'S NFL STATISTICS

REGULAR SEASON				TACKLES							INTERCEPTIONS					FUMBLES			
Year	Team	GP	GS	Tot	Solo	Asst	Sk	Yds	QBP	TFL	No	Yds	Lg	TD	PD	FF	FR	Yds	SpT
2014	Houston	4	2	7	5	2	0.0	0.0	0	3	0	0	0	0	0	0	0	0	0
2015	Houston	13	9	40	27	13	4.5	43.5	8	8	0	0	0	0	6	1	0	0	0
2016	Houston	14	14	52	40	12	6.0	45.0	17	16	0	0	0	0	2	1	0	0	0
2017	Houston	16	16	59	41	18	9.5	67.0	21	21	0	0	0	0	2	2	2	71	0
2018	Houston	15	14	47	38	9	9.0	74.5	21	16	0	0	0	0	1	1	3	0	0
2019	Seattle	13	11	31	21	10	3.0	19.0	13	7	1	27	27t	1	3	4	2	10	0
2020	Tennessee	8	8	19	14	5	0.0	0.0	10	4	0	0	0	0	4	1	0	0	0
<b>NFL Totals</b>		<b>83</b>	<b>74</b>	<b>255</b>	<b>186</b>	<b>69</b>	<b>32.0</b>	<b>249.0</b>	<b>90</b>	<b>75</b>	<b>1</b>	<b>27</b>	<b>27t</b>	<b>1</b>	<b>18</b>	<b>10</b>	<b>7</b>	<b>81</b>	<b>0</b>

PLAYOFFS				TACKLES							INTERCEPTIONS					FUMBLES			
Year	Team	GP	GS	Tot	Solo	Asst	Sk	Yds	QBP	TFL	No	Yds	Lg	TD	PD	FF	FR	Yds	SpT
2015	Houston	0	0	0	0	0	0.0	0.0	0	0	0	0	0	0	0	0	0	0	0
2016	Houston	2	2	3	3	0	0.0	0.0	2	1	1	3	3	0	2	0	0	0	0
2018	Houston	1	1	5	2	3	0.0	0.0	0	0	0	0	0	0	0	0	0	0	0
2019	Seattle	2	2	12	9	3	1.5	1.0	3	3	0	0	0	0	0	0	0	0	0
<b>NFL Totals</b>		<b>5</b>	<b>5</b>	<b>20</b>	<b>14</b>	<b>6</b>	<b>1.5</b>	<b>1.0</b>	<b>5</b>	<b>4</b>	<b>1</b>	<b>3</b>	<b>3</b>	<b>0</b>	<b>2</b>	<b>0</b>	<b>0</b>	<b>0</b>	<b>0</b>

### Single-Game Highs


Tackles - 9 at Philadelphia (12/23/18)  
 Sacks - 2 (Five times, last at Jacksonville 10/21/18)  
 Tackles For Loss - 4 (Three times, last at Indianapolis 9/30/18)  
 Interceptions - 1 at Arizona (9/29/19)  
 Pass Defensed - **2 (Twice, last vs. Buffalo 10/13/20)**  
 Forced Fumble - **1 (10 times, last vs. Pittsburgh 10/25/20)**  
 Fumble Recovery - 1 (Seven times, last at San Francisco 11/11/19)

### Playoff Single-Game Highs

Tackles - 7 at Green Bay (1/12/20)  
 Sacks - 1 at Philadelphia (1/5/20)  
 Tackles For Loss - 2 at Philadelphia (1/5/20)  
 Interceptions - 1 vs. Oakland (1/7/17)  
 Pass Defensed - 2 vs. Oakland (1/7/17)

### Additional Statistics

Touchdowns - 4 (22-yard fumble return at New England, 9/21/17; fumble recovery in the end zone at Indianapolis, 9/30/08; 27-yard interception return at Arizona, 9/29/19; 10-yard fumble return at San Francisco, 11/11/19)



# 53 WILL COMPTON

LINEBACKER • 6'1" • 235 LBS • COLLEGE: NEBRASKA

ACQUIRED: FREE AGENT - 2020 • NFL EXPERIENCE (NFL/TITANS): 7/2

HOMETOWN: BONNE TERRE, MO.

GAMES PLAYED/GAMES STARTED: 90/40 (PLAYOFFS: 2/1)



**PRO:** The Titans brought back free agent Will Compton during 2020 training camp to add depth and competition to the linebacker unit. The 6-foot-1-inch, 235-pounder is a hard-nosed defender that has a reputation as an aggressive, sure-tackling inside linebacker. He spent part of 2019 campaign with the Oakland Raiders after playing in 12 games with the Titans in 2018. Prior to his initial arrival in Tennessee, the University of Nebraska product spent his first five seasons as a member of the Washington Football Team after entering the NFL as a rookie free agent in 2013. Compton provides veteran leadership having served as a team captain for Washington in 2016.

### CAREER HIGHLIGHTS:

- In 2018, Compton led the Titans with 11 special teams tackles.
- In 2016, Compton registered 104 tackles, five passes defended, two fumble recoveries, one forced fumble and an interception.
- In 2015, Compton posted a career-best 122 tackles, a sack, an interception, six passes defended and a fumble recovery.
- In 2014, Compton ranked second on Washington with 18 special teams stops.

### TITANS TIDBITS:

- Prior to his first training camp as a rookie free agent, Compton typed out five personal goals in his iPad that he wanted to accomplish over the next five years. Although he truly never imagined being able to achieve each of the goals, he checked off all the boxes. They included playing a vital role on Washington, earning a starting spot, being named a captain, reaching a specific financial goal by age 27 and doing at least three speaking engagements a year despite no prior experience.
- Compton is the co-founder of the popular podcast Bussin' With The Boys with teammate Taylor Lewan. The two friends host guests on an old Monte Carlo Budweiser bus and discuss any and everything.

### CAREER TRANSACTIONS:

- The Bonne Terre, Mo., native was originally signed by the Washington Football Team as a rookie free agent on May 2, 2013.
- Waived by Washington on Aug. 31, 2013 and signed to the team's practice squad a day later.
- Signed by Washington to their active roster from the practice squad on Dec. 24, 2013.
- Signed by the Titans as an unrestricted free agent on April 6, 2018.
- Signed by the New Orleans Saints as a free agent on Aug. 21, 2019.
- Waived injured by the Saints on Aug. 30, 2019.
- Signed by the Oakland Raiders as a free agent on Oct. 30, 2019.
- Signed by the Titans as a free agent on Aug. 27, 2020.
- Released by the Titans on Oct. 26, 2020 and signed to the team's practice squad a day later.
- Activated from the practice squad to the active roster standard elevation on Nov. 21, 2020.
- Activated from the practice squad to the active roster standard elevation on Nov. 28, 2020.
- Signed by the Titans to their active roster from the practice squad on Dec. 1, 2020.

### SEASON RECAPS:

**2020 (12/1, 1/0 - Tennessee):** Played in 12 games with one start at linebacker and registered 14 tackles, a fumble recovery and four special teams stops. Was inactive for one contest. Spent three weeks on the team's practice squad. Was elevated to the active roster from the practice squad on gameday twice before rejoining the active roster for the remainder

of the season on Dec. 1. Played as a reserve in the postseason contest. Led the team in special teams tackles twice in 2020 (vs. PIT, vs. CLE).

- At Denver (9/14), saw significant action at linebacker after Rashaan Evans was ejected in the first quarter and collected three tackles.
- Against Jacksonville (9/20), played as a reserve on special teams.
- At Minnesota (9/27), saw action as a reserve on special teams.
- Against Buffalo (10/13), played as a reserve at linebacker and tallied a tackle.
- Against Houston (10/18), was inactive.
- Against Pittsburgh (10/25), led the team with two special teams tackles. Also saw action as a reserve at linebacker.
- At Baltimore (11/22), entered the game as a reserve at linebacker late in the second quarter and totaled six tackles.
- At Indianapolis (11/29), made his first start of the season at linebacker and recorded three tackles.
- Against Cleveland (12/6), played as a reserve at linebacker and tallied a tackle. Tied for the team lead with a special teams stop on coverage units.
- At Jacksonville (12/13), saw action as a reserve on special teams.
- Against Detroit (12/20), played as a reserve at linebacker and recovered a fumble. Completed a goalline stand by recovering a D'Andre Swift fumble at the Titans' three-yard line that was forced by DaQuan Jones in the second stanza.
- At Green Bay (12/27), registered a special teams tackle on coverage units.
- At Houston (1/3), saw action as a reserve on special teams in the Titans' division-clinching victory.
- Against Baltimore (1/10), played as a reserve on special teams.

**2019 (9/4 - Oakland):** Joined the Raiders as a free agent on Oct. 30, 2019. Appeared in nine games with four starts and totaled 39 tackles and two special teams stops.

- Against Detroit (11/3), made his Raiders debut and recorded three tackles. Also recorded a stop on special teams.
- At N.Y. Jets (11/24), registered four tackles.
- Against Tennessee (12/8), made his first start for the Raiders at linebacker and registered three tackles.
- Against Jacksonville (12/15), started consecutive contests at middle linebacker and led the team with nine tackles.
- At L.A. Chargers (12/22), led the team in tackles for the second consecutive game, finishing with a season-high 12 tackles.

**2018 (12/2 - Tennessee):** Played in 12 games with two starts at linebacker in his first season with the Titans. Led the team with 11 special teams tackles. Posted 11 tackles and a pass defended on defense. Was inactive for four contests. Led or tied for the team lead in special teams tackles five times in 2018 (at JAX, vs. PHI, at BUF, at NYG, vs. IND). Tied for the team lead in passes defended once in 2018 (vs. PHI).

- At Miami (9/9), started at inside linebacker in his first game with the Titans and collected four tackles. Teamed with Kamalei Correa to stuff Kenyan Drake for a three-yard loss on a rush off right end late in the final stanza.
- Against Philadelphia (9/30), saw action as a reserve at linebacker and notched two tackles and a pass defended. Led the team with two special teams tackles. Broke up a third-and-12 pass intended for Zach Ertz in overtime.
- At Buffalo (10/7), played as a reserve at linebacker and on special teams. Recorded two tackles on defense and notched a special teams stop on coverage units.
- At Houston (11/26), saw action as a reserve on special teams and collected a tackle and a forced fumble on coverage units. Forced a DeAndre Carter

fumble that was recovered by the Texans on a kickoff return.

- At N.Y. Giants (12/16), played as a reserve on special teams and led the team with four tackles on coverage units.
- Against Indianapolis (12/30), played as a reserve on special teams and tied for the team lead with a tackle on coverage units.

**2017 (9/3 - Washington):** Started three of the nine games in which he played and recorded 17 tackles and an interception. Collected four special teams tackles on coverage units. Was placed on injured reserve on Nov. 14, 2017.

- Against Dallas (10/29), recorded seven tackles.
- At Seattle (11/5), registered eight tackles, a career-high three passes defended and his first interception of the season in a win.

**2016 (15/15 - Washington):** Voted a defensive captain prior to the season. Started all 15 games in which he appeared and compiled 104 tackles, five passes defended, two fumble recoveries, one forced fumble and an interception. Posted two special teams tackle on coverage units. Was inactive for one game.

- At Pittsburgh (9/12), recorded 13 tackles in a start.
- Against Dallas (9/18), tied for team lead with 10 tackles in addition to registering a pass defended.
- Against Cleveland (10/2), led the team with 11 tackles, a forced fumble and a fumble recovery in a win.
- Against Baltimore (10/9), tied for team lead with nine tackles and made the hit on the game-clinching fourth down incompleting in a win.
- Against Cincinnati (10/30), led the team with 10 tackles and recorded his second career interception in the London matchup.
- Against Green Bay (11/20), notched nine tackles and a fumble recovery in a win.

**2015 (16/10, 1/1 - Washington):** Played in all 16 regular season games with 10 starts and notched 122 tackles, a sack, an interception, six passes defended and a fumble recovery. Collected five special teams tackles. Started his first postseason contest and amassed 12 tackles with a special teams tackle on coverage units.

- At N.Y. Giants (9/24), posted 14 tackles.
- At Atlanta (10/11), notched two tackles and recorded his first career fumble recovery.
- At New England (11/8), led the team with 10 tackles.
- At Philadelphia (12/26), registered nine tackles and his first career sack in a division-clinching win.
- At Dallas (1/3), registered five solo tackles and his first career interception in regular season finale.
- Against Green Bay (1/10), led the squad with 12 tackles in his postseason debut in the NFC Wild Card matchup.

**2014 (16/5 - Washington):** Appeared in all 16 games with five starts and compiled 61 tackles, three quarterback pressures, two tackles for loss and a pass defended. Finished second on the team with 18 special teams tackles.

- At Arizona (10/12), made his first career start at linebacker and recorded three tackles.
- Against Tennessee (10/19), started at linebacker and registered eight tackles.
- Against St. Louis (12/7), earned his third start of the season and posted

a then-career-high 14 tackles.

- At N.Y. Giants (12/14), finished second on the team with 11 tackles.
- Against Philadelphia (12/20), recorded a career-high 15 tackles.

**2013 (1/0 - Washington):** Spent the first 16 weeks of the season on the team's practice squad. Signed to the team's active roster in Week 17.

- At N.Y. Giants (12/29), made his NFL debut on special teams and posted a tackle on coverage units.

#### COLLEGE:

- Appeared in 50 games with 37 starts as a linebacker at Nebraska and finished his career with 247 tackles, ranking 12th all-time for the Cornhuskers.
- Was a two-time All-Big Ten selection who posted four fumble recoveries, one interception returned for a touchdown, five sacks and 14.5 tackles for a loss during his career.
- As a senior (2012), named to the All-Big Ten team after recording a team-high three fumble recoveries and 110 tackles. Returned an interception 24 yards for a touchdown and had three sacks.
- As a junior (2011), played in all 13 games with 11 starts and recorded 82 tackles and seven sacks for a loss, earning an All-Big Ten selection. Had three games with at least 10 tackles, and recorded six or more stops in five Big Ten Conference contests.
- As a sophomore (2010), saw action in the final nine games with four starts and collected 15 tackles and one sack.
- As a redshirt freshman (2009), won the starting linebacker job and earned freshman All-Big 12 honors. Played in all 14 games with eight starts and helped Nebraska lead the nation in scoring defense with 40 tackles and half a sack.
- Redshirted in 2008.
- Graduated with a degree in business administration from Nebraska in December of 2011.

#### PERSONAL:

- Attended North County (Bonne Terre, Mo.) High School.
- As a senior, registered 107 tackles, four sacks, two interceptions, one forced fumble and one fumble recovery. On offense, had 500 rushing yards, 1,000 all-purpose yard and 14 touchdowns.
- Received first-team all-state honors from Missouri Sportswriters and Broadcasters Association.
- As a junior, recorded 71 tackles and an interception, earning all-district and all-conference honors. Finished with 455 rushing yards and 855 receiving yards, earning first-team all-state honors as a receiver.
- Will's younger brother, Cody, was a member of the Nebraska wrestling team.
- Follow Compton on Twitter and Instagram at @\_willcompton.
- Born William Compton on Sept. 19, 1989 in Bonne Terre, Mo.



## WILL COMPTON'S NFL STATISTICS

REGULAR SEASON				TACKLES							INTERCEPTIONS					FUMBLES				
Year	Team	GP	GS	Tot	Solo	Asst	Sk	Yds	QBP	TFL	No	Yds	Lg	TD	PD	FF	FR	Yds	SpT	
2013	Washington	1	0	0	0	0	0.0	0.0	NA	NA	0	0	-	0	0	0	0	0	0	1
2014	Washington	16	5	59	34	25	0.0	0.0	NA	NA	0	0	-	0	1	0	0	0	0	18
2015	Washington	16	10	122	63	59	1.0	7.0	NA	NA	1	24	24	0	6	0	1	0	0	5
2016	Washington	15	15	104	60	44	0.0	0.0	NA	NA	1	5	5	0	5	1	2	0	0	2
2017	Washington	9	3	17	12	5	0.0	0.0	NA	NA	1	2	2	0	3	0	0	0	0	4
2018	Tennessee	12	2	11	7	4	0.0	0.0	0	0	0	0	0	0	1	0	0	0	0	11
2019	Oakland	9	4	39	25	14	0.0	0.0	NA	NA	0	0	0	0	0	0	0	0	0	2
2020	Tennessee	12	1	14	8	6	0.0	0.0	0	0	0	0	0	0	0	0	1	0	0	4
<b>NFL Totals</b>		<b>90</b>	<b>40</b>	<b>366</b>	<b>209</b>	<b>157</b>	<b>1.0</b>	<b>7.0</b>	<b>0</b>	<b>0</b>	<b>3</b>	<b>31</b>	<b>24</b>	<b>0</b>	<b>16</b>	<b>1</b>	<b>4</b>	<b>0</b>	<b>47</b>	

PLAYOFFS				TACKLES							INTERCEPTIONS					FUMBLES				
Year	Team	GP	GS	Tot	Solo	Asst	Sk	Yds	QBP	TFL	No	Yds	Lg	TD	PD	FF	FR	Yds	SpT	
2015	Washington	1	1	12	5	7	0.0	0.0	0	0	0	0	0	0	0	0	0	0	0	1
2020	Tennessee	1	0	0	0	0	0.0	0.0	0	0	0	0	0	0	0	0	0	0	0	0
<b>NFL Totals</b>		<b>2</b>	<b>1</b>	<b>12</b>	<b>5</b>	<b>7</b>	<b>0.0</b>	<b>0.0</b>	<b>0</b>	<b>0</b>	<b>0</b>	<b>0</b>	<b>0</b>	<b>0</b>	<b>0</b>	<b>0</b>	<b>0</b>	<b>0</b>	<b>0</b>	<b>1</b>

### Single-Game Highs

Tackles - 15 vs. Philadelphia (12/20/14)  
 Sacks - 1 at Philadelphia (12/26/15)  
 Interceptions - 1 (Three times, last at Seattle 11/5/17)  
 Forced Fumbles - 1 vs. Cleveland (10/2/16)  
 Fumble Recovery - **1 (Four times, last vs. Detroit 12/20/20)**  
 Passes Defensed - 3 at Seattle (11/5/17)

### Playoff Single-Game Highs

Tackles - 12 vs. Green Bay (1/10/16)  
 Special Teams Tackles - 1 vs. Green Bay (1/10/16)

### Additional Career Statistics

Special Teams Forced Fumble - 1 at Houston (11/26/18)



# 94 JACK CRAWFORD

DEFENSIVE LINE • 6'5" • 274 LBS • COLLEGE: PENN STATE

ACQUIRED: UNRESTRICTED FREE AGENT (ATLANTA) - 2020

NFL EXPERIENCE (NFL/TITANS): 9/1 • HOMETOWN: LONDON, UNITED KINGDOM

GAMES PLAYED/GAMES STARTED: 109/35 (PLAYOFFS: 2/0)

**PRO:** The Titans signed unrestricted free agent Jack Crawford in the 2020 offseason to strengthen the team's depth and experience on the defensive front. The 6-foot-5-inch, 274-pounder saw action in 93 games with 26 starts while totaling 132 tackles, 16 sacks and 30 quarterback hits during his first eight seasons with the Oakland Raiders (2012-13), Dallas Cowboys (2014-16) and the Atlanta Falcons (2017-19). A physically imposing player, Crawford was born in London, England and did not play football until his junior year of high school when he moved to the United States. His versatility will allow him to be a key component on the defensive line with the Titans, as he has experience playing both inside and at the end positions.

### CAREER HIGHLIGHTS:

- In 2018, Crawford played in all 16 games with a career-best 11 starts for the Falcons and recorded career-bests with 35 tackles and six sacks.
- In 2016, Crawford saw action in all 16 games for the Cowboys and posted 27 tackles, 3.5 sacks, and 12 quarterback pressures.
- In 2015, Crawford played in all 16 games for the first time in his career and registered 18 tackles, four sacks which ranked fourth on the team, 10 quarterback pressures and three tackles for loss.

### TITANS TIDBITS:

- Crawford was born in London, England and moved to the United States in 2005. That year as a junior in high school marked his first year playing football. He initially moved to the United States to pursue a career playing basketball.

### CAREER TRANSACTIONS:

- The London, United Kingdom, native was selected by the Oakland Raiders in the fifth round (158th overall) of the 2012 NFL Draft.
- Released by the Raiders on Aug. 30, 2014.
- Signed by the Dallas Cowboys as a free agent on Sept. 2, 2014.
- Signed by the Atlanta Falcons as an unrestricted free agent on March 9, 2017.
- Signed by the Titans as an unrestricted free agent on April 8, 2020.

### SEASON RECAPS:

**2020 (16/9, 1/0 - Tennessee):** Played in all 16 games with nine starts at defensive end in his first season with the Titans and tied for third on the team with two sacks. Posted 28 tackles, nine quarterback pressures, three tackles for loss and a forced fumble. Played as a reserve in the postseason contest. Registered a career-high seven tackles against Cleveland (12/6/20). Tied for the team lead in sacks twice in 2020 (vs. JAX, at HOU). Tied for the team lead in quarterback pressures once in 2020 (vs. IND).

- At Denver (9/14), made his Titans debut as a reserve on the defensive front.
- Against Jacksonville (9/20), started at defensive end and posted a sack and a quarterback pressure. Chased down and dropped Gardner Minshew II for a 20-yard sack in the second quarter.
- At Minnesota (9/27), started at defensive end and registered a tackle.
- Against Buffalo (10/13), started on the defensive front and tallied a tackle and a quarterback pressure.
- Against Houston (10/18), saw action as a reserve on the defensive front and produced a tackle and a quarterback pressure.
- Against Pittsburgh (10/25), played as a reserve at defensive end and registered two tackles.
- At Cincinnati (11/1), saw action as a reserve on the defensive line in his 100th regular season contest.

- Against Chicago (11/8), started at defensive end and tallied a tackle and two quarterback pressures. Halted the Bears' opening drive by combining with Jaylon Brown to stuff David Montgomery on a fourth-and-one rush in the first quarter.
- Against Indianapolis (11/12), played as a reserve at defensive end and collected five tackles and a quarterback pressure.
- At Baltimore (11/22), started at defensive end.
- At Indianapolis (11/29), started at defensive end and recorded two tackles.
- Against Cleveland (12/6), started at defensive end and tallied a career-high seven tackles, including a stop for loss and a forced fumble. Stonewalled Nick Chubb for a one-yard loss on a rush off left end late in the first quarter. Stuffed Kareem Hunt for no gain on a rush off right tackle in the final period. Set up the Titans' final touchdown by forcing a Baker Mayfield fumble that was recovered by Kenny Vaccaro and returned 53 yards to the Browns' 13-yard line late in the fourth quarter.
- At Jacksonville (12/13), started at defensive end and notched two tackles and a quarterback pressure.
- Against Detroit (12/20), started at defensive end and produced a tackle and a quarterback pressure.
- At Green Bay (12/27), played as a reserve at defensive end and registered three tackles. Combined with Amani Hooker to stuff AJ Dillon for no gain on a rush off left tackle in the final stanza.
- At Houston (1/3), saw action as a reserve at defensive end and notched a sack and a quarterback pressure in the Titans' division-clinching victory. Dropped Deshaun Watson for an eight-yard sack late in the fourth quarter.
- Against Baltimore (1/10), played as a reserve on the defensive front.

**2019 (16/4 - Atlanta):** Played all 16 games with four starts and recorded 27 tackles, one tackle for loss and a half sack.

- At Minnesota (9/8), notched four tackles in the regular season opener.
- Against L.A. Rams (10/20), posted four tackles.
- Against Jacksonville (12/22), collected a half sack and a quarterback hit.

**2018 (16/11 - Atlanta):** Saw action in all 16 games with a career-best 11 starts and recorded career-highs with 35 tackles and six sacks. Notched seven tackles for loss, a pass defensed, a forced fumble and nine quarterback hits.

- Against Cincinnati (9/30), posted four tackles and a half sack.
- Against Tampa Bay (10/14), collected two tackles, including a sack.
- Against N.Y. Giants (10/22), registered an eight-yard sack, his second in as many games.
- At Washington (11/4), tallied four tackles, including a pair of sacks and a quarterback hit.
- At New Orleans (11/22), notched three tackles, including a three-yard sack of Drew Brees.

**2017 (4/0, 0/0 - Atlanta):** Played in four games in his first season with the Falcons and amassed five tackles and three quarterback hits before being placed on injured reserve on Oct. 3, 2017.

- Against Green Bay (9/17), collected two tackles and a quarterback hit in the victory.

**2016 (16/10, 1/0 - Dallas):** Saw action in all 16 games with a then career-high 10 starts, mostly at left defensive end, posting 27 tackles, 3.5 sacks, and 12 quarterback pressures. Finished fifth on the team with 3.5 sacks and 12 pressures.

- At Washington (9/18), posted four tackles, a six-yard sack and a quarterback hit.
- Against Cincinnati (10/9), recorded two tackles and a half sack.

- Against Baltimore (11/20), notched a two-yard sack.
- At Philadelphia (1/1), collected three tackles, including a five-yard sack, a stop for loss and two quarterback hits in the regular season finale.
- Against Green Bay (1/15), made his postseason debut as a reserve and notched a tackle.

**2015 (16/1 - Dallas):** Played in all 16 games for the first time in his career and registered then career-highs with 18 tackles, four sacks which ranked fourth on the team, 10 quarterback pressures and three tackles for loss.

- Against Atlanta (9/27), made his first career NFL start and assisted on a tackle.
- At New Orleans (10/4), had his first sack of the season to go along with two tackles and a hurry as a reserve lineman.
- Against New England (10/11), notched a sack and a pressure.
- At N.Y. Giants (10/25), collected a sack in his third straight game and added a pressure and a tackle.
- At Miami (11/22), posted a sack with a tackle.
- At Washington (1/3), tied his career-high with four tackles in the season finale.

**2014 (6/0 - Dallas):** Played in six games in his first season with the Cowboys and posted seven tackles, two sacks, a tackle for a loss, two pressures and a forced fumble. Was placed on injured reserve on Nov. 26, 2014. Was inactive for one contest.

- Against New Orleans (9/28), collected his first career sack when he took down the punter on a fake in the win.
- At Jacksonville (11/9), saw action in front of his countrymen for the win in London. Registered two tackles, a sack, his first career tackle for a loss, one pressure and his first career forced fumble.

**2013 (15/0 - Oakland):** Played both inside and outside in his second year on the Raiders defensive line, appearing in 15 games and contributing 12 tackles, two quarterback pressures and a tackle for loss. Was inactive for one contest.

- Against Washington (9/29), saw significant action along the defensive line, establishing a career-high with four solo tackles.
- Against Philadelphia (11/3), dropped Nick Foles for a four-yard loss in the fourth quarter. The play was originally ruled a sack, then reclassified as a tackle on a designed run.

**2012 (4/0 - Oakland):** Played in four games and posted five tackles as a rookie for the Raiders. Was inactive for 12 contests.

- Against Pittsburgh (9/23), made his NFL debut as a reserve and recorded his first two career tackles.

**COLLEGE:**

- Played four years at Penn State and saw action in 49 games with 33 starts and tallied 89 tackles, 14 sacks, 26.5 stops for loss, 11 passes defended, three fumble recoveries and a forced fumble.
- As a senior (2011), started all 13 games and totaled 42 stops with 7.5 tackles, 6.5 sacks, six passes defended and two fumble recoveries.
- As a junior (2010), played in 10 games with seven starts and compiled 14 tackles, with 4.5 tackles for loss and two sacks.
- As a sophomore (2009), started every game at defensive end and was among the Big Ten leaders in minus-yardage plays. Ranked ninth in the Big Ten with 14.5 tackles for losses and 10th with 5.5 sacks. Finished second on the team in minus-yardage hits, earning honorable-mention all-conference honors. Posted 31 tackles, was tied for the team lead with two fumble recoveries, had one forced fumble and three pass breakups.
- As a freshman (2008), was one of only three true freshmen to play in

every game. Saw action at defensive tackle and tight end and made four tackles with two pass breakups.

- Studied anthropology at Penn State.

**PERSONAL:**

- After moving to the United States from London, England as a junior in 2006, Crawford attended St. Augustine (Longport, N.J.) High School. He joined the football team and found immediate success.
- During his senior season, he emerged as a standout playing defensive end and tight end and earned all-area and All-Parochial honors. He collected 12 touchdown receptions his senior season.
- Also played basketball and soccer.
- Follow Crawford on Twitter at @Sack\_Religious and on Instagram at @\_crawford58.
- Born Jack Justin Crawford on Sept. 7, 1988 in London, England.

**JACK CRAWFORD'S GAME-BY-GAME**

**2012 Oakland Raiders**

Date	Opp	W/L	P/S	Tot Solo	Asst	Sk	-Yds	QBP	TFL	Int-Yds	TD	PD	FF	FR-Yds	SpT
Sept 10	SD	L	IA												
Sept 16	@ Mia	L	IA												
Sept 23	Pit	W	p	2	1	1	0.0	0.0	NA	NA	0	0	0	0	0
Sept 30	@ Den	L	p	2	1	1	0.0	0.0	NA	NA	0	0	0	0	0
Oct 14	@ Atl	L	IA												
Oct 21	Jac	W	IA												
Oct 28	@ KC	W	IA												
Nov 4	TB	L	IA												

Nov 11	@ Bal	L	IA												
Nov 18	NO	L	p	1	1	0	0.0	0.0	NA	NA	0	0	0	0	0
Nov 25	@ Cin	L	IA												
Dec 2	Cle	L	IA												
Dec 6	Den	L	IA												
Dec 16	KC	W	IA												
Dec 23	@ Car	L	p	0	0	0	0.0	0.0	NA	NA	0	0	0	0	0
Dec 30	@ SD	L	DNP												
<b>Totals</b>				<b>4-12</b>	<b>4/0</b>	<b>5</b>	<b>3</b>	<b>2</b>	<b>0.0</b>	<b>0.0</b>	<b>NA</b>	<b>NA</b>	<b>0</b>	<b>0</b>	<b>0</b>





## JACK CRAWFORD'S NFL STATISTICS

REGULAR SEASON				TACKLES							INTERCEPTIONS					FUMBLES			
Year	Team	GP	GS	Tot	Solo	Asst	Sk	Yds	QBP	TFL	No	Yds	Lg	TD	PD	FF	FR	Yds	SpT
2012	Oakland	4	0	3	2	1	0.0	0.0	NA	0	0	0	0	0	0	0	0	0	0
2013	Oakland	15	0	11	5	6	0.0	0.0	NA	1	0	0	0	0	0	0	0	0	4
2014	Dallas	6	0	8	6	2	2.0	10.0	NA	2	0	0	0	0	0	1	0	0	0
2015	Dallas	16	1	21	13	8	4.0	29.0	NA	7	0	0	0	0	0	0	0	0	0
2016	Dallas	16	10	25	13	12	3.5	14.5	NA	4	0	0	0	0	0	0	0	0	0
2017	Atlanta	4	0	5	3	2	0.0	0.0	NA	0	0	0	0	0	0	0	0	0	0
2018	Atlanta	16	11	35	19	16	6.0	35.0	NA	7	1	6	6	0	1	1	0	0	0
2019	Atlanta	16	4	24	6	18	0.5	1.0	NA	1	0	0	0	3	0	0	0	0	0
2020	Tennessee	16	9	28	20	8	2.0	28.0	9	3	0	0	0	0	0	1	0	0	0
<b>NFL Totals</b>		<b>109</b>	<b>35</b>	<b>160</b>	<b>87</b>	<b>73</b>	<b>18.0</b>	<b>117.5</b>	<b>9</b>	<b>25</b>	<b>1</b>	<b>6</b>	<b>6</b>	<b>0</b>	<b>4</b>	<b>3</b>	<b>0</b>	<b>0</b>	<b>4</b>

PLAYOFFS				TACKLES							INTERCEPTIONS					FUMBLES			
Year	Team	GP	GS	Tot	Solo	Asst	Sk	Yds	QBP	TFL	No	Yds	Lg	TD	PD	FF	FR	Yds	SpT
2016	Dallas	1	0	1	0	1	0.0	0.0	NA	0	0	0	0	0	0	0	0	0	0
2017	Atlanta	0	0	0	0	0	0.0	0.0	NA	0	0	0	0	0	0	0	0	0	0
2020	Tennessee	1	0	0	0	0	0.0	0.0	0	0	0	0	0	0	0	0	0	0	0
<b>NFL Totals</b>		<b>2</b>	<b>0</b>	<b>1</b>	<b>0</b>	<b>1</b>	<b>0.0</b>	<b>0.0</b>	<b>0</b>	<b>0</b>	<b>0</b>	<b>0</b>	<b>0</b>	<b>0</b>	<b>0</b>	<b>0</b>	<b>0</b>	<b>0</b>	<b>0</b>

### Single-Game Highs

Tackles - **7 vs. Cleveland (12/6/20)**  
 Sacks - 2 at Washington (11/4/18)  
 Tackles for Loss - 2 (Twice, last at Washington 11/4/18)  
 Forced Fumbles - **1 (Three times, last vs. Cleveland 12/6/20)**  
 Interceptions - 1 at Carolina (12/23/18)  
 Interception Return Yards - 6 at Carolina (12/23/18)  
 Passes Defensed - 1 (Four times, last vs. New Orleans 11/28/19)  
 Special Teams Tackles - 2 at Houston (11/17/13)

### Playoff Single-Game Highs

Tackles - 1 vs. Green Bay (1/15/17)

### Additional Career Statistics

Punt Returns - 1 for -1 yard at N.Y. Giants (12/23/18)



# 29 DANE CRUIKSHANK

DEFENSIVE BACK • 6'1" • 209 LBS • COLLEGE: ARIZONA  
ACQUIRED: 5TH ROUND - 2018 • NFL EXPERIENCE (NFL/TITANS): 3/3  
HOMETOWN: CHINO HILLS, CALIF.  
GAMES PLAYED/GAMES STARTED: 30/0 (PLAYOFFS: 3/0)

**PRO:** The Titans traded up to select Dane Cruikshank with the 152nd overall pick in the fifth round of the 2018 NFL Draft. The 6-foot-1 inch, 209-pound defender possesses above average size and speed for a defensive back, and was coveted for his versatility, having played safety, and both inside and outside cornerback at Arizona. Cruikshank has established himself as a core special teams contributor in Tennessee after notching 18 special teams stops in his first two seasons, including a career-high 10 in 2019, blocking one extra point and one field goal, and catching a touchdown pass on a fake punt from 2018-19.

#### CAREER HIGHLIGHTS:

- From 2018-19, Cruikshank tallied 18 special teams tackles which ranked second on the squad.
- In 2019, Cruikshank totaled a career-high 10 special teams tackles, which ranked second on the team, and blocked one extra point and one field goal.
- In 2018, scored his first career touchdown with a 66-yard reception on a fake punt against Houston (9/16) and was named AFC Special Teams Player of the Week.

#### TITANS TIDBITS:

- Cruikshank credits his grandparents and his mother for his success in life. "My grandparents have provided for their whole family, and they've helped everyone in the family be successful at whatever they choose to do. My mom, (Beverley Jackson, a hair stylist) she's been able to raise her kids by working hard and never taking days off. She loves us and gives us everything we need."
- Growing up a Southern California fan, his most memorable college football moment was playing the Trojans in the Coliseum. Cruikshank posted 10 tackles and one interception in the contest.
- Cruikshank's nickname is 'Smooove.' He wore jersey No. 2 in high school, earning the nickname '2 Smooove,' which was then shortened to Smooove.
- He lists owning his own business as a goal on his bucket list. He would one day like to open his own training facility.

#### CAREER TRANSACTIONS:

- The Chino Hills, Calif., native was selected by the Titans in the fifth round (152nd overall) of the 2018 NFL Draft.

#### SEASON RECAPS:

**2020 (2/0):** Played in two games as a reserve and posted his first career interception and a special teams tackle. Was inactive for one contest. Placed on injured reserve on Sept. 6, where he spent the first five games of the regular season. Activated from injured reserve designated for return on Oct. 24. Placed on season-ending injured reserve on Nov. 11, missing the final eight regular season games and the postseason contest. Collected his first career interception against Pittsburgh (10/25/20).

- Against Pittsburgh (10/25), returned to the lineup as a reserve on special teams. Saw limited snaps at safety and collected his first career interception. Registered his first career interception when Ben Roethlisberger attempted a deep pass into the end zone just before halftime.
- At Cincinnati (11/1), was inactive.
- Against Chicago (11/8), played as a reserve on special teams and notched a stop on coverage units before leaving the game in the second quarter with an injury.

**2019 (16/0, 3/0):** Saw action as a reserve in all 16 games and ranked second on the team with a career-best 10 special teams tackles to go along with a blocked extra point and a blocked field goal. Saw action as a reserve

in all three postseason contests and notched a pass defended on defense. Tied for the team lead in special teams tackles four times in 2019 (vs. IND, vs. BUF, at CAR, at OAK).

- Against Indianapolis (9/15), tied for the team lead with two special teams tackles on coverage units.
- At Carolina (11/3), saw action as a reserve on special teams and tied for the team lead with two tackles on coverage units. Kept it a two-possession game by blocking an extra point early in the fourth quarter.
- Against Jacksonville (11/24), saw action as a reserve on special teams and notched two tackles on coverage units.
- At Indianapolis (12/1), played as a reserve on special teams and blocked a field goal. Shot through the line and blocked an Adam Vinatieri 46-yard field goal with the ball being scooped up by Tye Smith and returned 63 yards for a touchdown to give the Titans a 24-17 lead late in the fourth quarter.
- At Oakland (12/8), played as a reserve on special teams and tied for the team lead with a special teams tackle on coverage units.
- At New England (1/4), played as a reserve on special teams in his first career postseason game.
- At Baltimore (1/11), saw action as a reserve defensive back and recorded a pass defended. Halted a potential Ravens' scoring drive by breaking up a fourth-and-five pass intended for Mark Andrews late in the fourth quarter.
- At Kansas City (1/19), played as a reserve on special teams and as an extra defensive back in the dime package.

**2018 (12/0):** Played in 12 games as a reserve in his rookie campaign and ranked fourth on the squad with eight special teams tackles. Collected a 66-yard touchdown reception on a fake punt and a 39-yard kickoff return on a reverse. Registered two tackles on defense. Was inactive for four games. Led or tied for the team lead in special teams tackles four times in 2018 (vs. HOU, at BUF, at LAC, vs. IND). Led the team in receiving yards once in 2018 (vs. HOU). Saw action in his first career NFL game at Miami (9/9/18). Named AFC Special Teams Player of the Week after leading the team with two special teams tackles and notching a 66-yard touchdown reception on a fake punt against Houston (9/16/18).

- At Miami (9/9), made his NFL debut as a reserve on special teams and notched a stop on coverage units.
- Against Houston (9/16), named AFC Special Teams Player of the Week after leading the team with two special teams tackles and notching a touchdown on a fake punt. Gave the Titans a 7-0 lead with a 66-yard touchdown reception from Kevin Byard on a fake punt early in the first quarter. Cruikshank became the first primarily defensive player in team annals to record a touchdown reception.
- At Jacksonville (9/23), saw action as a reserve on special teams. Snuffed out a fake punt and slowed down Corey Grant allowing LeShaun Sims to make the tackle short of the first down in the first quarter.
- Against Baltimore (10/14), played as a reserve at safety and amassed two tackles. Stuffed Nick Boyle for a one-yard loss on a short pass in the fourth quarter.
- At Los Angeles Chargers in London (10/21), led the team with two special teams tackles on coverage units.
- Against Indianapolis (12/30), played as a reserve on special teams and tied for the team lead with a tackle on coverage units. Returned the opening kickoff 39 yards after taking a reverse from Darius Jennings.

#### COLLEGE:

- During a two-year career at Arizona, he started all 25 games at 'spur' safety and cornerback. Cruikshank recorded 135 tackles, 1.5 sacks, seven tackles for loss, 17 passes defended, one forced fumble and intercepted

five passes for 68 yards.

- Prior to Arizona, he played two seasons at Citrus College.
- As a senior (2017), started all 13 games after switching to spur safety from cornerback. Ranked fifth on the team with 75 tackles. Also posted 1.5 sacks, 5.5 tackles for loss, eight passes defended, one forced fumble and three interceptions for 65 yards as a Wildcat. Voted as a team captain by his teammates.
- As a redshirt junior (2016), started all 13 games at cornerback in his first season at Arizona and finished fourth on the team in tackles with 60. Tied for the team lead with a pair of interceptions. Also tallied 1.5 tackles for loss and nine passes defended.
- As a junior (2015), redshirted after transferring to Arizona.
- As a sophomore (2014), saw action in 10 games as an Owl and notched 45 tackles, a tackle for loss, four passes defended and one interception for 29 yards. Named first-team all-state.
- As a freshman (2013), appeared in all 11 games for Citrus College and posted five tackles and one forced fumble. Caught four passes for 147 yards and one touchdown, and added five kick returns for 103 yards.
- Graduated in May 2017 from Arizona with a degree in general studies.

- Attended Ayala (Chino Hills, Calif.), High School where he played cornerback, safety, wide receiver, running back and return specialist.
- Also ran track as a high school athlete.
- List of favorites: (TV show) "Power"; (movies) "Friday," "Black Panther" and "Avengers: Infinity War"; (musician or band) Meek Mill, Drake, Migos and YoungBoy; (food) seafood; (childhood sports team) Los Angeles Lakers; and (guilty pleasure) peach cobbler or sour candy.
- He has three siblings, two older sisters and one younger brother.
- Follow Cruikshank on Twitter and Instagram at @Dane2Smooove.
- Born Dane Ashton Cruikshank on April 27, 1995 in Los Angeles, Calif.

**PERSONAL:**

## DANE CRUIKSHANK'S DEFENSIVE GAME-BY-GAME

**2018 Tennessee Titans**

Date	Opp	W/L	P/S	Tot Solo Asst	Sk - Yds	QBP	TFL	Int- Yds	-TD	PD	FF	FR - Yds	SpT
Sept 9	@ Mia	L	p	0 0 0	0.0 0.0	0	0	0 0	0	0	0	0	1
Sept 16	Hou	W	p	0 0 0	0.0 0.0	0	0	0 0	0	0	0	0	2
Sept 23	@ Jax	W	p	0 0 0	0.0 0.0	0	0	0 0	0	0	0	0	0
Sept 30	Phi	W	p	0 0 0	0.0 0.0	0	0	0 0	0	0	0	0	0
Oct 7	@ Buf	L	p	0 0 0	0.0 0.0	0	0	0 0	0	0	0	0	1
Oct 14	Bal	L	p	2 2 0	0.0 0.0	0	0	0 0	0	0	0	0	0
Oct 21	@ LAC	L	p	0 0 0	0.0 0.0	0	0	0 0	0	0	0	0	2
Nov 5	@ Dal	W	p	0 0 0	0.0 0.0	0	0	0 0	0	0	0	0	0
Nov 11	NE	W	IA										
Nov 18	@ Ind	L	p	0 0 0	0.0 0.0	0	0	0 0	0	0	0	0	0
Nov 26	@ Hou	L	IA										
Dec 2	NYJ	W	IA										
Dec 6	Jax	W	IA										
Dec 16	@ NYG	W	p	0 0 0	0.0 0.0	0	0	0 0	0	0	0	0	1
Dec 22	Was	W	p	0 0 0	0.0 0.0	0	0	0 0	0	0	0	0	0
Dec 30	Ind	L	p	0 0 0	0.0 0.0	0	0	0 0	0	0	0	0	1
<b>Totals</b>			<b>9-7</b>	<b>12/0</b>	<b>2 2 0</b>	<b>0.0 0.0</b>	<b>0</b>	<b>0 0</b>	<b>0 0</b>	<b>0 0</b>	<b>0 0</b>	<b>0 0</b>	<b>8</b>

**2019 Tennessee Titans**

Date	Opp	W/L	P/S	Tot Solo Asst	Sk - Yds	QBP	TFL	Int- Yds	-TD	PD	FF	FR - Yds	SpT
Sept 8	@ Cle	W	p	0 0 0	0.0 0.0	0	0	0 0	0	0	0	0	0
Sept 15	Ind	L	p	0 0 0	0.0 0.0	0	0	0 0	0	0	0	0	2
Sept 19	@ Jax	L	p	0 0 0	0.0 0.0	0	0	0 0	0	0	0	0	0
Sept 29	@ Atl	W	p	0 0 0	0.0 0.0	0	0	0 0	0	0	0	0	0
Oct 6	Buf	L	p	0 0 0	0.0 0.0	0	0	0 0	0	0	0	0	1
Oct 13	@ Den	L	p	0 0 0	0.0 0.0	0	0	0 0	0	0	0	0	1
Oct 20	LAC	W	p	0 0 0	0.0 0.0	0	0	0 0	0	0	0	0	0
Oct 27	TB	W	p	0 0 0	0.0 0.0	0	0	0 0	0	0	0	0	0
Nov 3	@ Car	L	p	0 0 0	0.0 0.0	0	0	0 0	0	0	0	0	2
Nov 10	KC	W	p	0 0 0	0.0 0.0	0	0	0 0	0	0	0	0	0
Nov 24	Jax	W	p	0 0 0	0.0 0.0	0	0	0 0	0	0	0	0	2
Dec 1	@ Ind	W	p	0 0 0	0.0 0.0	0	0	0 0	0	0	0	0	0
Dec 8	@ Oak	W	p	0 0 0	0.0 0.0	0	0	0 0	0	0	0	0	1

Dec 15	Hou	L	p	0 0 0	0.0 0.0	0	0	0 0	0	0	0	0	0
Dec 22	NO	L	p	0 0 0	0.0 0.0	0	0	0 0	0	0	0	0	1
Dec 29	@ Hou	W	p	0 0 0	0.0 0.0	0	0	0 0	0	0	0	0	0
<b>Totals</b>			<b>9-7</b>	<b>16/0</b>	<b>0 0 0</b>	<b>0.0 0.0</b>	<b>0</b>	<b>0 0</b>	<b>0 0</b>	<b>0 0</b>	<b>0 0</b>	<b>0 0</b>	<b>10</b>

**Playoffs**

Jan 4	@ NE	W	p	0 0 0	0.0 0.0	0	0	0 0	0	0	0	0	0
Jan 11	@ Bal	W	p	0 0 0	0.0 0.0	0	0	0 0	0	1	0	0	0
Jan 19	@ KC	L	p	0 0 0	0.0 0.0	0	0	0 0	0	0	0	0	0
<b>Totals</b>			<b>2-1</b>	<b>3/0</b>	<b>0 0 0</b>	<b>0.0 0.0</b>	<b>0</b>	<b>0 0</b>	<b>0 0</b>	<b>1 0</b>	<b>0 0</b>	<b>0 0</b>	<b>0</b>

**2020 Tennessee Titans**

Date	Opp	W/L	P/S	Tot Solo Asst	Sk - Yds	QBP	TFL	Int- Yds	-TD	PD	FF	FR - Yds	SpT
Sept 14	@ Den	W	IR										
Sept 20	Jax	W	IR										
Sept 27	@ Min	W	IR										
Oct 13	Buf	W	IR										
Oct 18	Hou	W	IR										
Oct 25	Pit	L	p	0 0 0	0.0 0.0	0	0	1 13	0	1	0	0	0
Nov 1	@ Cin	L	IA										
Nov 8	Chi	W	p	0 0 0	0.0 0.0	0	0	0 0	0	0	0	0	1
Nov 12	Ind												
Nov 22	@ Bal												
Nov 29	@ Ind												
Dec 6	Cle												
Dec 13	@ Jax												
Dec 20	Det												
Dec 27	@ GB												
Jan 3	@ Hou												
<b>Totals</b>			<b>6-2</b>	<b>2/0</b>	<b>0 0 0</b>	<b>0.0 0.0</b>	<b>0</b>	<b>0 1</b>	<b>13 0</b>	<b>1 0</b>	<b>0 0</b>	<b>0 0</b>	<b>1</b>

Placed on injured reserve on Nov. 11, 2020

## DANE CRUIKSHANK'S NFL STATISTICS

REGULAR SEASON				TACKLES								INTERCEPTIONS					FUMBLES			
Year	Team	GP	GS	Tot	Solo	Asst	Sk	Yds	QBP	TFL	No	Yds	Lg	TD	PD	FF	FR	Yds	SpT	
2018	Tennessee	12	0	2	2	0	0.0	0.0	0	0	0	0	0	0	0	0	0	0	0	8
2019	Tennessee	16	0	0	0	0	0.0	0.0	0	0	0	0	0	0	0	0	0	0	0	10
2020	Tennessee	2	0	0	0	0	0.0	0.0	0	0	1	13	13	0	1	0	0	0	0	1
<b>NFL Totals</b>		<b>30</b>	<b>0</b>	<b>2</b>	<b>2</b>	<b>0</b>	<b>0.0</b>	<b>0.0</b>	<b>0</b>	<b>0</b>	<b>1</b>	<b>13</b>	<b>13</b>	<b>0</b>	<b>1</b>	<b>0</b>	<b>0</b>	<b>0</b>	<b>0</b>	<b>19</b>

PLAYOFFS				TACKLES								INTERCEPTIONS					FUMBLES			
Year	Team	GP	GS	Tot	Solo	Asst	Sk	Yds	QBP	TFL	No	Yds	Lg	TD	PD	FF	FR	Yds	SpT	
2019	Tennessee	3	0	0	0	0	0.0	0.0	0	0	0	0	0	0	1	0	0	0	0	0
<b>NFL Totals</b>		<b>3</b>	<b>0</b>	<b>0</b>	<b>0</b>	<b>0</b>	<b>0.0</b>	<b>0.0</b>	<b>0</b>	<b>0</b>	<b>0</b>	<b>0</b>	<b>0</b>	<b>0</b>	<b>1</b>	<b>0</b>	<b>0</b>	<b>0</b>	<b>0</b>	<b>0</b>

### Single-Game Highs

Tackles - 2 vs. Baltimore (10/14/18)  
 Interceptions - **1 vs. Pittsburgh (10/25/20)**  
 Special Teams Tackles - 2 (Five times, last vs. Jacksonville, 11/24/19)

### Playoff Single-Game Highs

Passes Defensed - 1 at Baltimore (1/11/20)

### Additional Statistics

Receptions - 1 for 66 yards and a touchdown vs. Houston (9/16/18)  
 Kickoff Returns - 1 for 39 yards vs. Indianapolis (12/30/18)  
 Blocked Extra Point - 1 at Carolina (11/3/19)  
 Blocked Field Goal - 1 at Indianapolis (12/1/19)



# 12 TREVOR DANIEL

PUNTER • 6'1" • 231 LBS • COLLEGE: TENNESSEE

ACQUIRED: FREE AGENT - 2020 • NFL EXPERIENCE (NFL/TITANS): 2/1

HOMETOWN: DICKSON, TENN.

GAMES PLAYED/GAMES STARTED: 20/0 (PLAYOFFS: 1/0)



**PRO:** Signed by the Titans to the team's practice squad during Week 9 of the 2020 season to bring veteran experience to the punting position and special teams units. The 6-foot-1-inch, 231-pounder has appeared in 18 career games and one postseason contest over two seasons (2018-19) with the Houston Texans. The Dickson, Tenn., native's career totals include 85 punts for 3,716 yards with a 43.7-yard average, and 3,347 net punting yards for a 39.4-yard net average. The Tennessee product has placed 38 career punts inside the 20-yard line.

### CAREER HIGHLIGHTS:

- In 2018, Daniel appeared in all 17 games as a rookie and totaled 74 punts for 3,237 yards (43.7-yard average, 39.1-yard net average). He placed 36 punts inside the 20-yard line.

### TITANS TIDBITS:

- A native of Dickson, Tenn., Daniel grew up watching the Tennessee Volunteers with his grandfather. As a child, "I told my granddad that I was going to play for the Dickson Dragons, which is the middle school team, Dickson Cougars, which is our high school, then Tennessee, then the Tennessee Titans," Daniel said. He completed that dream when he signed with the Titans in 2020.

### CAREER TRANSACTIONS:

- The Dickson, Tenn., native was originally signed by the Houston Texans as a rookie free agent on May 11, 2018.
- Waived by the Texans on Sept. 17, 2019.
- Signed by the Titans to the team's practice squad on Nov. 7, 2020.
- Activated from the practice squad to the active roster standard elevation on Nov. 12, 2020.
- Signed by the Titans to their active roster from the practice squad on Nov. 19, 2020.
- Waived by the Titans on Nov. 24, 2020 and signed to the team's practice squad two days later.

### SEASON RECAPS:

**2020 (2/0 - Tennessee):** Appeared in two games in his first season with the Titans and punted four times for 157 yards (39.3 avg.) with a long punt of 52 yards. Spent six weeks on the team's practice squad, including one contest on the practice squad reserve/COVID-19 list. Was elevated to the active roster from the practice squad on gameday once.

- Against Indianapolis (11/12), made his Titans debut and punted twice for 64 yards while having one kick blocked.
- At Baltimore (11/22), punted twice for 93 yards (46.5 avg.) with a long punt of 52 yards.

**2019 (2/0 - Houston):** Appeared in two games for the Texans before being waived during Week 3. Punted 11 times for 479 yards (43.5-yard average), including a long of 54, and 450 net yards (40.9-yard net average). Placed two punts inside the 20.

- Against Jacksonville (9/15), punted seven times for 307 yards (43.9-yard average) with one punt placed inside the 20.

**2018 (16/0, 1/0 - Houston):** Played in all 16 regular season games and punted 74 times for 3,237 yards (43.7 average, 39.1 net average), with five touchbacks and 36 punts downed inside the 20-yard line. Punted for a long of 61 yards. Appeared in one postseason contest and punted five times for 234 yards (46.8 average, 42.8 net average) with two punts downed inside the 20. Punted for a long of 60.

- Against Dallas (10/7), punted three times for 160 yards and a career-high

53.3-yard average. Recorded one touchback and one punt placed inside the 20.

- At Denver (11/4), tallied six punts for 307 yards (51.2-yard average, 48.3-yard net average), including a career-long 61-yard punt. Had four punts downed inside the 20-yard line.
- Against Indianapolis (12/9), punted a career-high eight times for a career-best 362 yards (45.3-yard average, 39.4-yard net average). Placed three punts inside the 20-yard line.

### COLLEGE:

- Played 38 career games at Tennessee over four seasons (2014-17), punting 200 times for 9,185 yards (45.9 avg.) with 81 punts placed inside the 20-yard line. Produced 76 career punts of 50+ yards, including a career-long 72-yard punt in 2012. His career average of 45.9 broke the previous record (43.9) set by Jimmy Colquitt during the 1981-84 seasons. Named to the Ray Guy Award watch list each season from 2015-17.
- As a senior (2017), played in 12 games and punted 70 times for 3,323 yards with a single-season program record 47.5 average. Placed 28 punts inside the 20-yard line and produced 33 punts of 50+ yards. Recorded a career-long 72-yard punt. His 47.5-yard average broke the previous record (46.9) that was set by Jimmy Colquitt in 1982. Named to the Ray Guy Award Watch List for the third consecutive season.
- As a junior (2016), saw action in 13 games and punted 70 times for 3,120 yards (44.6 average) including a long of 70. Placed 28 punts inside the 20-yard line and recorded 21 punts of 50+ yards. Named to the Ray Guy Award Watch List for the second consecutive season.
- As a sophomore (2015), appeared in 13 games and recorded 60 punts for 2,742 yards (45.7 average) including a long of 61. Placed 25 punts inside the 20-yard line and tallied 22 punts of 50+ yards. Named to the Ray Guy Award Watch List. Nominated for the Burlsworth Award, presented to the nation's most outstanding player who began his career as a walk-on.
- As a redshirt freshman (2014), did not see game action.
- As a freshman (2013), redshirted.
- Majored in recreation and sport management at Tennessee.

### PERSONAL:

- Attended Dickson County (Tenn.) High School where he was named a Prokicker first team All-American as a senior.
- Earned all-district accolades as a junior and senior.
- Was a three-year letterwinner.
- Also played basketball, soccer and baseball.
- Son of Kimberly and Wade Daniel.
- Follow Daniel on Instagram and Twitter @trevordaniel93.
- Born Trevor Lyn Daniel on Dec. 8, 1994 in Dickson, Tenn.

## TREVOR DANIEL'S GAME-BY-GAME

### 2018 Houston Texans

Date	Opp	W/L	No	Yds	Avg	Net	TB	In 20	Lg	Blk
Sept 9	NE	L	6	230	38.3	38.3	0	3	48	0
Sept 16	@ Ten	L	4	164	41.0	35.5	1	2	53	0
Sept 23	NYG	L	3	155	51.7	49.7	0	1	57	0
Sept 30	@ Ind	W (OT)	5	207	41.4	37.6	0	4	51	0
Oct 7	Dal	W (OT)	3	160	53.3	39.9	1	1	61	0
Oct 14	Buf	W	5	203	40.6	39.0	0	2	53	0
Oct 21	@ Jax	W	6	277	46.2	39.3	1	4	61	0
Oct 25	Mia	W	5	211	42.2	32.4	1	1	53	0
Nov 4	@ Den	W	6	307	51.2	48.3	0	4	61	0
Nov 18	@ Was	W	1	30	30.0	30.0	0	0	30	0
Nov 26	Ten	W	5	224	44.8	37.0	1	2	55	0
Dec 2	Cle	W	3	114	38.0	38.0	0	3	52	0
Dec 9	Ind	L	8	362	45.3	39.4	0	3	53	0
Dec 15	@ NYJ	W	3	137	45.7	38.3	0	0	51	0
Dec 23	@ Phi	L	4	161	40.3	37.5	0	2	51	0
Dec 30	Jax	W	7	295	42.1	39.7	0	4	60	0
<b>Totals</b>		<b>11-5</b>	<b>74</b>	<b>3237</b>	<b>43.7</b>	<b>39.1</b>	<b>5</b>	<b>36</b>	<b>61</b>	<b>0</b>
<b>Playoffs</b>										
Jan 5	Ind	L	5	234	46.8	42.8	0	2	60	0
<b>Totals</b>		<b>0-1</b>	<b>5</b>	<b>234</b>	<b>46.8</b>	<b>42.8</b>	<b>0</b>	<b>2</b>	<b>60</b>	<b>0</b>

### 2019 Houston Texans

Date	Opp	W/L	No	Yds	Avg	Net	TB	In 20	Lg	Blk
Sept 9	@ NO	L	4	172	43.0	38.0	0	1	54	0
Sept 15	Jax	W	7	307	43.9	42.6	0	1	54	0
<b>Totals</b>		<b>1-1</b>	<b>11</b>	<b>479</b>	<b>43.5</b>	<b>40.9</b>	<b>0</b>	<b>2</b>	<b>54</b>	<b>0</b>

### 2020 Tennessee Titans

Date	Opp	W/L	No	Yds	Avg	Net	TB	In 20	Lg	Blk
Nov 12	Ind	L	2	64	32.0	21.3	0	0	47	1
Nov 22	@ Bal	W	2	93	46.5	43.0	0	0	52	0
Nov 29	@ Ind									
Waived by the Titans on Nov. 24, 2020										
Dec 6	Cle	L								
Dec 13	@ Jax	W								
Dec 20	Det	W								
Dec 27	@ GB	L								
Jan 3	@ Hou	W								
<b>Totals</b>		<b>1-1</b>	<b>4</b>	<b>157</b>	<b>39.3</b>	<b>30.0</b>	<b>0</b>	<b>0</b>	<b>52</b>	<b>1</b>
<b>Playoffs</b>										
Jan 10	Bal	L								
<b>Totals</b>		<b>0-1</b>	<b>0</b>	<b>0</b>	<b>0.0</b>	<b>0.0</b>	<b>0</b>	<b>0</b>	<b>0</b>	<b>0</b>

## TREVOR DANIEL'S NFL STATISTICS

### REGULAR SEASON

Year	Team	GP	No.	PUNTING								
				Yds	Avg	Ret	Yds	TB	In	Lg	Blk	Net
2018	Houston	16	74	3,237	43.7	32	240	5	36	61	0	39.1
2019	Houston	2	11	479	43.5	7	29	0	2	54	0	40.9
2020	Tennessee	2	4	157	39.3	1	7	0	0	52	1	30.0
<b>NFL Totals</b>		<b>20</b>	<b>89</b>	<b>3,873</b>	<b>43.5</b>	<b>40</b>	<b>276</b>	<b>5</b>	<b>38</b>	<b>61</b>	<b>1</b>	<b>38.9</b>

### PLAYOFFS

Year	Team	GP	No.	PUNTING								
				Yds	Avg	Ret	Yds	TB	In	Lg	Blk	Net
2018	Houston	1	5	234	46.8	2	20	0	2	60	0	42.8
<b>NFL Totals</b>		<b>1</b>	<b>5</b>	<b>234</b>	<b>46.8</b>	<b>2</b>	<b>20</b>	<b>0</b>	<b>2</b>	<b>60</b>	<b>0</b>	<b>42.8</b>

### Single-Game Highs

Punts - 8 vs. Indianapolis (12/9/18)  
 Yards - 362 vs. Indianapolis (12/9/18)  
 Gross Avg. - 53.3 vs. Dallas (10/7/18)  
 Net Avg. - 49.7 vs. N.Y. Giants (9/23/18)  
 Long Punt - 61 (Three times, last at Denver 11/4/18)  
 In20 - 4 (Four times, last vs. Jacksonville 12/30/18)

### Playoff Single-Game Highs

Punts - 5 vs. Indianapolis (1/5/19)  
 Yards - 234 vs. Indianapolis (1/5/19)  
 Gross Avg. - 46.8 vs. Indianapolis (1/5/19)  
 Net Avg. - 42.8 vs. Indianapolis (1/5/19)  
 Long Punt - 60 vs. Indianapolis (1/5/19)  
 In20 - 2 vs. Indianapolis (1/5/19)



# 84 COREY DAVIS

WIDE RECEIVER • 6'3" • 209 LBS • COLLEGE: WESTERN MICHIGAN  
ACQUIRED: 1ST ROUND - 2017 • NFL EXPERIENCE (NFL/TITANS): 4/4  
HOMETOWN: WHEATON, ILL.  
GAMES PLAYED/GAMES STARTED: 56/48 (PLAYOFFS: 6/5)

**PRO:** The Titans selected Corey Davis with the fifth-overall pick in the 2017 NFL Draft, which was obtained in a 2016 trade with the Los Angeles Rams. During his first three seasons (2017-19), Davis led the Titans in total receptions (142), receiving yards (1,867) and receiving first downs (97), and his six touchdown catches tied for third place on the club. The 6-foot-3-inch, 209-pound wide receiver brings a complete skill set to his position, excelling in route running, making plays after the catch, and blocking. His 5,285 receiving yards at Western Michigan set an all-time FBS record, and he became the second player in FBS history to record 52 career receiving touchdowns. Davis became the highest drafted player from Western Michigan and the first first-rounder from the school since Jason Babin in 2004. The fifth pick was the highest selection ever used by the Titans/Oilers on a wide receiver by 11 slots, topping the 1998 choice of Kevin Dyson with the 16th pick.

## CAREER HIGHLIGHTS:

- Davis' 2019 statistics included 43 receptions for 601 yards and a pair of touchdowns in 15 games. He added 68 yards and a touchdown on six receptions during the playoffs.
- In 2018, Davis led the Titans with 65 receptions, 891 receiving yards and four touchdowns. His yardage total ranked ninth among all AFC wide receivers.
- In a playoff game at New England on Jan. 13, 2018, Davis caught two touchdown passes to tie the franchise single-game postseason record (five previous times). He became the first player to accomplish the feat in the postseason since wide receiver Haywood Jeffires did so at Buffalo on Jan. 3, 1993. Davis was the first NFL rookie with two touchdown receptions in a playoff game since Panthers receiver Kelvin Benjamin on Jan. 10, 2015.
- In Week 1 of the 2017 season, Davis caught six passes for 69 yards. This reception total ranks second among all rookies in Week 1 games in the "Titans era" (1999–present).
- During his time at Western Michigan, Davis set an FBS all-time record with 5,285 career receiving yards.
- Davis set Western Michigan records for single-season touchdown receptions (19), single-game receiving yards (272), touchdown receptions in a bowl game (three), career receptions (332), career touchdown receptions (52) and career receiving yards (5,285).

## TITANS TIDBITS:

- Davis and his six siblings survived a tough economic upbringing in Wheaton, Ill. While he has always maintained a loving relationship with his parents, Olasheni Timson and Michelle Davis, he made the decision as a high school junior to move into the home of Robin and Dan Graham, who became his legal guardians. Dan, Corey Davis' youth football coach, was an offensive lineman for the Tampa Bay Buccaneers. His son, Ryan Graham, played youth and high school football with Davis and currently plays quarterback at Northern Illinois.
- Davis' late brother, Titus, played football at Central Michigan and was signed by the Chargers as a rookie free agent in 2015. Titus also spent time with the Jets, Bills and Bears.
- One of Davis' favorite quotes is "Never die easy" by Walter Payton, who used the saying as the title to his autobiography.

## CAREER TRANSACTIONS:

- The Wheaton, Ill., native was selected by the Titans in the first round (fifth overall) of the 2017 NFL Draft.

## SEASON RECAPS:

- 2020 (14/12, 1/0):** Played in 14 games with 12 starts at wide receiver and ranked second on the team with a career-best 984 receiving yards and career-high-tying 65 receptions. Established a new career high with five touchdown receptions in 2020. Missed two games while on the reserve/COVID-19 list. Saw action as a reserve in the postseason contest. Has posted seven career 100-yard receiving performances, including five in 2020 (at DEN, at CIN, at BAL, vs. CLE, vs. DET). Led or tied for the team lead in receptions seven times in 2020 (at DEN, at MIN, vs. PIT, at CIN, vs. IND, at BAL, vs. CLE). Led the team in receiving yards five times in 2020 (at DEN, at CIN, vs. IND, at BAL, vs. CLE). Posted career-highs with 11 catches and 182 receiving yards against Cleveland (12/6/20). Notched his 150th career reception and eclipsed the 2,000-yard career receiving mark against Jacksonville (9/20/20). Reached the 2,500-yard career receiving mark against Cleveland (12/6/20). Hauled in his 200th career reception and a career-long 75-yard touchdown catch against Detroit (12/20/20).
- At Denver (9/14), started at wide receiver and led the team with seven catches and 101 receiving yards. Extended the Titans' second touchdown drive with a seven-yard grab on third-and-two in the third quarter.
  - Against Jacksonville (9/20), started at wide receiver and grabbed three receptions for 36 yards with a touchdown. Increased the lead to 14-0 with an acrobatic nine-yard touchdown catch in the back of the end zone in the first stanza. Reached 150 career receptions on his nine-yard touchdown catch and eclipsed the 2,000-yard career receiving mark on his 17-yard catch in the third quarter.
  - At Minnesota (9/27), started at wide receiver and tied for the team lead with five catches for 69 yards. Hauled in a 38-yard reception over the middle down to the Vikings' eight-yard line setting up Derrick Henry's first touchdown in the third quarter. Kept a Titans' scoring drive alive with an eight-yard grab on third-and-two in the fourth quarter.
  - Against Buffalo (10/13), missed the game while on reserve/COVID-19.
  - Against Houston (10/18), missed the game while on reserve/COVID-19.
  - Against Pittsburgh (10/25), started at wide receiver and tied for the team lead with six receptions for 35 yards with a touchdown. Got the Titans on the scoreboard with a four-yard touchdown catch on third-and-goal in the second quarter.
  - At Cincinnati (11/1), started at wide receiver and led the team with eight receptions and 128 receiving yards with a touchdown. Hauled in a 27-yard catch down the left sideline in the first quarter. Got open in the end zone for a 12-yard, toe-drag touchdown in the final quarter.
  - Against Chicago (11/8), started at wide receiver.
  - Against Indianapolis (11/12), started at wide receiver and led the team with five receptions and 67 receiving yards. Extended the Titans' first touchdown drive with a 20-yard grab on third-and-two in the first quarter.
  - At Baltimore (11/22), saw action as a reserve in his 50th career regular season game and led the team with five receptions and 113 receiving yards. Helped set up a Titans' field goal with a 50-yard reception along the right sideline in the third quarter.
  - At Indianapolis (11/29), started at wide receiver and snared three receptions for 70 yards with all three of his catches resulting in first downs. Drew a 13-yard pass interference penalty on third-and-five and then on the next play hauled in a 21-yard catch to the Colts' four-yard line in the second quarter. Set up the Titans' fifth and final touchdown of the first half with a diving, 37-yard catch down to the Colts' one-yard line late in the second quarter.
  - Against Cleveland (12/6), started at wide receiver and led the team with a career-best 11 receptions for a career-high 182 receiving yards with a touchdown. Became the first Titans player with 11 or more receptions in a game since Kendall Wright on Dec. 15, 2013. Reached the 2,500-

yard career receiving mark on his first reception. Got the Titans on the scoreboard with a leaping 17-yard touchdown grab in the second stanza. Set up the Titans' second touchdown with a 43-yard catch along the left sideline in the third quarter. Extended a Titans' touchdown drive in the fourth quarter with an 18-yard reception on fourth-and-11.

- At Jacksonville (12/13), started at wide receiver and snared three receptions for 34 yards.
- Against Detroit (12/20), started at wide receiver and led the team with 110 receiving yards on four catches with a touchdown. Answered the Lions' opening touchdown in the first stanza with a career-long 75-yard touchdown catch-and-run along the left sideline on the first play from scrimmage following the Detroit score. On his second catch of the day, he became the 17th player in franchise history to reach 200 career receptions. Extended the Titans' third touchdown drive with a seven-yard grab on third-and-four in the second quarter. Kept a Titans' scoring drive alive with a 14-yard catch on third-and-10 late in the second quarter.
- At Green Bay (12/27), started at wide receiver.
- At Houston (1/3), started at wide receiver and snared five receptions for 39 yards in the Titans' division-clinching victory. Kept the Titans' season-long 19-play scoring drive alive with a nine-yard grab on third-and-eight in the final stanza.
- Against Baltimore (1/10), saw action as a reserve at wide receiver and left the game late in the fourth quarter with an injury.

**2019 (15/11, 3/3):** Played in 15 games with 11 starts at wide receiver and ranked second on the team with 601 receiving yards and 43 receptions to go along with two touchdowns. Started all three postseason contests at wide receiver and tied for the team lead with six catches for a team-best 68 receiving yards with a touchdown. Led or tied for the team lead in receptions four times (at ATL, vs. LAC, at HOU, at KC). Led the team in receiving yards twice (vs. LAC, at KC).

- Against Indianapolis (9/15), caught three passes for 38 yards. In the first quarter, recorded his 100th career catch on a six-yard grab. Set up the Titans' second touchdown with a 25-yard reception down to the Colts' three-yard line in the third quarter.
- At Atlanta (9/29), started at wide receiver and led the team with five catches for 91 yards with a touchdown. Extended the Titans' second touchdown drive with a 16-yard catch on third-and-15 in the first quarter. Increased the Titans lead to 24-7 with a 23-yard touchdown reception on third-and-five late in the second quarter.
- Against L.A. Chargers (10/20), started at wide receiver and tied for the team lead with six receptions for a team-best 80 receiving yards with a touchdown. Evened the score at 10-10 with an eight-yard touchdown catch late in the second quarter. Kept the Titans' final touchdown drive alive with a 38-yard catch-and-run reception on third-and-one in the final stanza.
- Against Kansas City (11/10), was inactive.
- Against Jacksonville (11/24), started at wide receiver and snared two receptions for 29 yards. Set up the Titans' opening touchdown with a 24-yard catch in the second quarter.
- At Oakland (12/8), started at wide receiver and grabbed two receptions for 34 yards. Helped set up the Titans' third touchdown with a 24-yard catch down to the Raiders' 13-yard line in the second quarter.
- Against Houston (12/15), played as a reserve at wide receiver and hauled in three passes for 57 yards. Helped set up the Titans first touchdown with a 16-yard reception in the third quarter.
- At Houston (12/29), started at wide receiver and tied for the team lead with four catches for 44 yards. Extended the Titans' second touchdown drive with a pair of third-down conversions: a 12-yard catch on third-and-nine and a five-yard grab to the Texans' one-yard line on third-and-two.
- At Baltimore (1/11), started at wide receiver and snared a touchdown. Extended the Titans lead to 21-6 by grabbing a three-yard touchdown pass from Derrick Henry out of the wildcat formation midway through the third stanza.
- At Kansas City (1/19), started at wide receiver and led the team with five catches and 65 receiving yards.

**2018 (16/16):** Started all 16 games at wide receiver and led the team with 65 catches, 891 receiving yards and four receiving touchdowns which were all career-highs. Rushed six times for 55 yards. Led or tied for the team lead in receptions 10 times (at MIA, vs. HOU, vs. PHI, at BUF, at DAL, vs. NE, vs. NYJ, at NYG, vs. WAS, vs. IND). Led the team in receiving yards eight times (at MIA, at JAX, vs. PHI, at BUF, vs. NE, at HOU, at NYG, vs. IND). Posted two career 100-yard receiving performances (vs. PHI, vs. NE). Posted his first career regular season touchdown against Philadelphia (9/30/18). Posted career-highs with nine receptions and 161 receiving

yards against Philadelphia (9/30/18).

- At Miami (9/9), led the team with six receptions and 62 receiving yards. Extended the Titans' first scoring drive with a 17-yard reception on third-and-six in the first quarter. Kept the Titans' scoring drive alive with a 15-yard catch on third-and-nine on the first play of the fourth quarter.
- Against Houston (9/16), led the team with five receptions for 55 yards. Kept the Titans' second touchdown drive alive with a seven-yard catch on third-and-four late in the first quarter.
- At Jacksonville (9/23), snared two receptions for a team-high 34 yards. Kept the Titans' game-winning scoring drive alive with a 12-yard grab on third-and-five in the fourth quarter.
- Against Philadelphia (9/30), led the team with a career-best 161 receiving yards on a career-high nine receptions with his first career touchdown grab in the regular season. Became the third player in NFL history to score a touchdown in the final 10 seconds of overtime. Kept the Titans' initial scoring drive alive with a 28-yard grab on third-and-three in the first quarter. Extended the Titans' first touchdown drive with a 20-yard catch on third-and-one in the third stanza. Kickstarted a Titans' touchdown drive with a career-long 51-yard bomb from Marcus Mariota midway through the fourth quarter. Gave the Titans' 26-23 overtime victory with a leaping, 10-yard touchdown grab on third-and-10 with five seconds remaining in the extra session.
- At Dallas (11/5), led the team with six catches for 56 yards. Extended the Titans' initial touchdown drive with a 17-yard grab on third-and-nine in the opening quarter. Kept the Titans' final touchdown drive alive with an eight-yard catch on third-and-six in the fourth quarter.
- Against New England (11/11), led the team with seven catches and 125 receiving yards with a touchdown. Kickstarted the Titans' opening touchdown drive with a 24-yard grab over the middle. Increased the Titans lead to 14-3 with a 23-yard touchdown grab midway through the first quarter. Extended the Titans' third touchdown drive with a 20-yard reception on third-and-14 in the second quarter.
- At Houston (11/26), led the team with 96 receiving yards on four receptions, including a touchdown. On a 19-yard catch in the first quarter, reached the 1,000-yard receiving mark for his career. Took a reverse handoff from Derrick Henry and scampered 39 yards in the second quarter. Cut the Texans lead to 27-17 with a 48-yard touchdown catch on third-and-seven late in the third quarter.
- Against N.Y. Jets (12/2), snared three receptions for 42 yards with the game-winning touchdown. Gave the Titans a 26-22 lead with an 11-yard touchdown grab on third-and-seven with 36 seconds left in the game.
- At N.Y. Giants (12/16), tied for the team lead with three catches for a team-best 33 receiving yards. Converted a pair of third downs, an 11-yard catch on third-and-nine and a 17-yard reception on third-and-12, during the Titans' opening touchdown drive in the first quarter.

**2017 (11/9, 2/2):** Played in 11 games with nine starts at wide receiver during his rookie campaign and recorded 34 receptions for 375 yards. Was inactive for five games. Started his first two career postseason contests and tied for the team lead with nine catches for 98 yards with a team-best two receiving touchdowns. Tied for the team lead in receptions twice in 2017 (at IND, vs. LAR). Led the team in receiving yards once in 2017 (vs. LAR). Appeared in his first career NFL game against Oakland (9/10/17). Made his first career NFL start at Jacksonville (9/17/17).

- Against Oakland (9/10), played as a reserve at wide receiver in his NFL debut and finished second on the team with six receptions for 69 yards. In the team's "Titans era" (1999-2017), his reception total ranks second among all rookies in Week 1 games. Only Tajaé Sharpe had more, with seven catches (9/11/16). Only Sharpe (76 yards) and Kenny Britt (85 yards on 9/10/09) had more receiving yards than Davis in a rookie Week 1 debut. Registered his first career reception and extended the Titans' opening touchdown drive with a leaping 23-yard catch down the right sideline on third-and-eight in the first quarter.
- At Jacksonville (9/17), made his first career start at wide receiver and caught one pass for four yards before leaving the game in the second quarter with an injury.
- Against Baltimore (11/5), returned to the lineup as a starter at wide receiver and snared two receptions for 28 yards. Helped set up the Titans' first touchdown of the afternoon with a 23-yard, toe-drag reception along the right sideline in the first quarter.
- At Pittsburgh (11/16), started at wide receiver and grabbed three receptions for 27 yards. Extended the Titans' first touchdown drive with a 15-yard, toe-drag reception along the sideline in the first quarter.
- At Indianapolis (11/26), started at wide receiver and tied for the team lead with four receptions for 39 yards. Hauled in a leaping 19-yard reception



during the Titans' game-winning touchdown drive in the fourth quarter.

- Against Los Angeles Rams (12/24), started at wide receiver and tied for the team lead with six receptions for a team-best 91 receiving yards. Extended the Titans' opening scoring drive with a leaping, 18-yard catch on third-and-six. Hauled in a season-long 37-yard reception.
- At Kansas City (1/6), started at wide receiver and hauled in four passes for 35 yards in his first career postseason game.
- At New England (1/13), started at wide receiver and grabbed five passes for 63 yards with his first two career touchdowns. Gave the Titans a 7-0 lead with an acrobatic, one-handed 15-yard touchdown catch with 1:14 left to play in the opening quarter. Kept the Titans' final touchdown drive alive with a 17-yard catch on fourth-and-11. Got open in the corner of the end zone and hauled in an 11-yard touchdown reception with 1:55 left to play in the fourth quarter.

#### **COLLEGE:**

- In four seasons at Western Michigan (2013-16), Davis played and started 50 games. He registered 332 career receptions for 5,285 yards and 52 touchdowns, setting the Mid-American Conference record in each category and becoming the only player in FBS history with 300 catches, 5,000 yards and 50 touchdowns. His 5,285 career receiving yards were the most in FBS history, and he ended his career ranked second all-time in FBS history with 52 career receiving touchdowns (60 by Jarett Dillard). Davis' 332 career receptions ranked fourth all-time in FBS annals.
- As a senior (2016), played and started 13 games and set career highs with 97 receptions, 1,500 receiving yards and 19 touchdowns. He helped his team win the MAC and go undefeated until a Cotton Bowl loss. He had five games of 100-plus yards and six games of two or more receiving touchdowns. His receiving yardage total ranked seventh in FBS, while his reception total was eighth. Named a Biletnikoff Award semifinalist and earned All-American honors from Associated Press (first-team), FWAA (first-team), Phil Steele (first-team), USA Today, Sporting News and Sports Illustrated. Named Mid-American Conference Offensive Player of the Year. At Ball State (11/1), posted 12 catches for a WMU-record 272 yards with three touchdowns and was named MAC Player of the Week.
- As a junior (2015), played and started 13 games and caught 90 passes for 1,436 yards and 12 touchdowns. Finished fifth in the nation and second in the MAC in receiving yards, and his 6.9 receptions per game ranked

third in the league and 11th nationally. He ended the season with seven consecutive 100-yard games and nine total for the year and was named first-team All-MAC.

- As a sophomore (2014), finished with 78 receptions for 1,408 yards and 15 touchdowns in 12 games (all starts). Ranked seventh in the nation and first in the MAC in receiving yards. Named first-team All-MAC and Phil Steele first-team All-MAC. Went over 100 yards receiving in eight games.
- As a freshman (2013), played and started 11 games and set WMU freshman records for receiving yards (941), receptions (67) and 100-yard games (five). Named MAC Freshman of the Year, earned Freshman All-America honors from FWAA and College Football News, and was a second-team All-MAC selection.
- Majored in sports management at Western Michigan.

#### **PERSONAL:**

- Attended Wheaton-Warrenville (Ill.) High School, where he totaled 45 receptions and six receiving touchdowns as a senior. He added three touchdowns on returns and was named all-conference and all-area.
- Follow Davis on Twitter at @c\_davis\_81, on Instagram at @coreydavis84, and on Snapchat at coreydavis3.
- List of favorites: (TV show) "Game of Thrones"; (movie) "Friday Night Lights"; (musician) Future; (athlete as a child) Walter Payton; (food) deep dish pizza; and (song on his pregame playlist) "Over" by Drake.
- Born Corey Damon Davis on Jan. 11, 1995 in Chicago, Ill.

# COREY DAVIS' GAME-BY-GAME

2017 Tennessee Titans					RECEIVING				
Date	Opp.	W/L	P/S	No	Yds	Avg	Lg	TD	
Sept 10	Oak	L	p	6	69	11.5	23	0	
Sept 17	@ Jax	W	S	1	4	4.0	4	0	
Sept 24	Sea	W	IA						
Oct 1	@ Hou	L	IA						
Oct 8	@ Mia	L	IA						
Oct 16	Ind	W	IA						
Oct 22	@ Cle	W	IA						
Nov 5	Bal	W	S	2	28	14.0	23	0	
Nov 12	Cin	W	S	4	48	12.0	19	0	
Nov 16	@ Pit	L	S	3	27	9.0	15	0	
Nov 26	@ Ind	W	S	4	39	9.8	19	0	
Dec 3	Hou	W	S	2	12	6.0	13	0	
Dec 10	@ Ari	L	p	3	29	9.7	22	0	
Dec 17	@ SF	L	S	3	28	9.3	13	0	
Dec 24	LAR	L	S	6	91	15.2	37	0	
Dec 31	Jax	W	S	0	0	-	0	0	
<b>Totals</b>		<b>9-7</b>	<b>11/9</b>	<b>34</b>	<b>375</b>	<b>11.0</b>	<b>37</b>	<b>0</b>	
<b>Playoffs</b>									
Jan 6	@ KC	W	S	4	35	8.8	13	0	
Jan 13	@ NE	L	S	5	63	12.6	17	2	
<b>Totals</b>		<b>1-1</b>	<b>2/2</b>	<b>9</b>	<b>98</b>	<b>10.9</b>	<b>17</b>	<b>2</b>	

2018 Tennessee Titans					RECEIVING				
Date	Opp.	W/L	P/S	No	Yds	Avg	Lg	TD	
Sept 9	@ Mia	L	S	6	62	10.3	18	0	
Sept 16	Hou	W	S	5	55	11.0	18	0	
Sept 23	@ Jax	W	S	2	34	17.0	22	0	
Sept 30	Phi	W	S	9	161	17.9	51	1	
Oct 7	@ Buf	L	S	4	49	12.3	23	0	
Oct 14	Bal	L	S	1	24	24.0	24	0	
Oct 21	@ LAC	L	S	3	10	3.3	5	0	
Nov 5	@ Dal	W	S	6	56	9.3	17	0	
Nov 11	NE	W	S	7	125	17.9	27	1	
Nov 18	@ Ind	L	S	2	30	15.0	23	0	
Nov 26	@ Hou	L	S	4	96	24.0	48t	1	
Dec 2	NYJ	W	S	3	42	14.0	22	1	
Dec 6	Jax	W	S	2	21	10.5	13	0	
Dec 16	@ NYG	W	S	3	33	11.0	17	0	
Dec 22	Was	W	S	3	45	15.0	16	0	
Dec 30	Ind	L	S	5	48	9.6	18	0	
<b>Totals</b>		<b>9-7</b>	<b>16/16</b>	<b>65</b>	<b>891</b>	<b>13.7</b>	<b>51</b>	<b>4</b>	

2019 Tennessee Titans					RECEIVING				
Date	Opp.	W/L	P/S	No	Yds	Avg	Lg	TD	
Sept 8	@ Cle	W	S	0	0	-	0	0	
Sept 15	Ind	L	p	3	38	12.7	25	0	
Sept 19	@ Jax	L	S	3	44	14.7	19	0	
Sept 29	@ Atl	W	S	5	91	18.2	23t	1	
Oct 6	Buf	L	p	2	28	14.0	23	0	
Oct 13	@ Den	L	p	3	36	12.0	18	0	
Oct 20	LAC	W	S	6	80	13.3	38	1	
Oct 27	TB	W	S	2	9	4.5	8	0	
Nov 3	@ Car	L	S	4	48	12.0	18	0	
Nov 10	KC	W	IA						
Nov 24	Jax	W	S	2	29	14.5	24	0	
Dec 1	@ Ind	W	S	1	23	23.0	23	0	
Dec 8	@ Oak	W	S	2	34	17.0	24	0	
Dec 15	Hou	L	p	3	57	19.0	22	0	
Dec 22	NO	L	S	3	40	13.3	22	0	
Dec 29	@ Hou	W	S	4	44	11.0	16	0	
<b>Totals</b>		<b>9-7</b>	<b>15/11</b>	<b>43</b>	<b>601</b>	<b>14.0</b>	<b>38</b>	<b>2</b>	
<b>Playoffs</b>									
Jan 4	@ NE	W	S	0	0	-	0	0	
Jan 11	@ Bal	W	S	1	3	3.0	3t	1	
Jan 19	@ KC	L	S	5	65	13.0	22	0	
<b>Totals</b>		<b>2-1</b>	<b>3/3</b>	<b>6</b>	<b>68</b>	<b>11.3</b>	<b>22</b>	<b>1</b>	

2020 Tennessee Titans					RECEIVING				
Date	Opp.	W/L	P/S	No	Yds	Avg	Lg	TD	
Sept 14	@ Den	W	S	7	101	14.4	23	0	
Sept 20	Jax	W	S	3	36	12.0	17	1	
Sept 27	@ Min	W	S	5	69	13.8	38	0	
Oct 13	Buf	W	R/C						
Oct 18	Hou	W	R/C						
Oct 25	Pit	L	S	6	35	5.8	7	1	
Nov 1	@ Cin	L	S	8	128	16.0	27	1	
Nov 8	Chi	W	S	0	0	-	0	0	
Nov 12	Ind	L	p	5	67	13.4	20	0	
Nov 22	@ Bal	W	p	5	113	22.6	50	0	
Nov 29	@ Ind	W	S	3	70	23.3	37	0	
Dec 6	Cle	L	S	11	182	16.5	43	1	
Dec 13	@ Jax	W	S	3	34	11.3	19	0	
Dec 20	Det	W	S	4	110	27.5	75t	1	
Dec 27	@ GB	L	S	0	0	-	0	0	
Jan 3	@ Hou	W	S	5	39	7.8	19	0	
<b>Totals</b>		<b>11-5</b>	<b>14/12</b>	<b>65</b>	<b>984</b>	<b>15.1</b>	<b>75t</b>	<b>5</b>	
<b>Playoffs</b>									
Jan 10	Bal	L	p	0	0	-	0	0	
<b>Totals</b>		<b>0-1</b>	<b>1/0</b>	<b>0</b>	<b>0</b>	<b>0.0</b>	<b>0</b>	<b>0</b>	

## COREY DAVIS' NFL STATISTICS

### REGULAR SEASON

Year	Team	REGULAR SEASON		RECEIVING					RUSHING				
		GP	GS	No	Yds	Avg	Lg	TD	Att	Yds	Avg	Lg	TD
2017	Tennessee	11	9	34	375	11.0	37	0	0	0	-	0	0
2018	Tennessee	16	16	65	891	13.7	51	4	6	55	9.2	39	0
2019	Tennessee	15	11	43	601	14.0	38	2	0	0	-	0	0
2020	Tennessee	14	12	65	984	15.1	75t	5	0	0	-	0	0
<b>NFL Totals</b>		<b>56</b>	<b>48</b>	<b>207</b>	<b>2,851</b>	<b>13.8</b>	<b>75t</b>	<b>11</b>	<b>6</b>	<b>55</b>	<b>9.2</b>	<b>39</b>	<b>0</b>

### PLAYOFFS

Year	Team	PLAYOFFS		RECEIVING					RUSHING				
		GP	GS	No	Yds	Avg	Lg	TD	Att	Yds	Avg	Lg	TD
2017	Tennessee	2	2	9	98	10.9	17	2	0	0	-	0	0
2019	Tennessee	3	3	6	68	11.3	22	1	0	0	-	0	0
2020	Tennessee	1	0	0	0	-	0	0	0	0	-	0	0
<b>NFL Totals</b>		<b>6</b>	<b>5</b>	<b>15</b>	<b>166</b>	<b>11.1</b>	<b>22</b>	<b>3</b>	<b>0</b>	<b>0</b>	<b>-</b>	<b>0</b>	<b>0</b>

#### Single-Game Highs

Receptions - **11 vs. Cleveland 12/6/20**  
 Receiving Yards - **182 vs. Cleveland 12/6/20**  
 Long Reception - 51 vs. Philadelphia (9/30/18)  
 Touchdowns - **1 (11 times, last vs. Detroit 12/20/20)**

#### Playoff Single-Game Highs

Receptions - 5 (Twice, last at Kansas City 1/19/20)  
 Receiving Yards - 65 at Kansas City (1/19/20)  
 Long Reception - 22 at Kansas City (1/19/20)  
 Touchdowns - 2 at New England (1/13/18)

#### Additional Career Statistics

Misc. Tackles - 1 (2017), 1 (2018), 1 (2019), **1 (2020)**  
 Forced Fumble - 1 (2018)



# 64 NATE DAVIS

OFFENSIVE LINEMAN • 6'3" • 316 LBS • COLLEGE: CHARLOTTE  
ACQUIRED: 3RD ROUND - 2019 • NFL EXPERIENCE (NFL/TITANS): 2/2  
HOMETOWN: ASHBURN, VA.  
GAMES PLAYED/GAMES STARTED: 29/28 (PLAYOFFS: 4/4)

**PRO:** The Titans selected Nate Davis in the third round (82nd overall) of the 2019 NFL Draft. The 6-foot-3-inch, 316-pounder brings quick feet and physicality to the trenches of the offensive line. The Ashburn, Va., native appeared in 13 games with 12 starts at right guard as a rookie, and also started all three postseason contests in 2019.

### CAREER HIGHLIGHTS:

- As a rookie in 2019, Davis appeared in 13 games with 12 starts at right guard, assuming starting duties in Week 5. Davis also started all three playoff games.

### TITANS TIDBITS:

- Growing up, Davis was 'always a pretty big kid.' He played on the offensive or defensive line during Pop Warner, and estimates that in the fourth grade he weighed around 200 pounds.
- Davis was invited to the 2019 Senior Bowl, which he credits for helping him during the draft process. He went head-to-head with defensive linemen from larger conferences, and as an athlete from a smaller conference, he credits his performance at the Senior Bowl for helping put his name into the conversation ahead of the draft.
- Davis' father purchased him a fishing rod as a child and would take him to the pond near their home in Ashburn, Va., to fish and relax.
- Davis is a car enthusiast who has a knack for identifying the year, make and model of a car. He lists his dream car as a Rolls-Royce.

### CAREER TRANSACTIONS:

- The Ashburn, Va., native was selected by the Titans in the third round (82nd overall) of the 2019 NFL Draft.

### SEASON RECAPS:

**2020 (16/16, 1/1 - Tennessee):** Started all 16 games at right guard and helped Derrick Henry become the eighth player in NFL history to eclipse 2,000 rushing yards in a season. Started the postseason contest at right guard.

- At Denver (9/14), started at right guard and was a part of an offensive front that allowed the Titans to amass 377 total yards. Member of a line that allowed just one sack on 43 pass attempts.
- Against Jacksonville (9/20), started at right guard and helped the offense post 354 total yards.
- At Minnesota (9/27), started at right guard and was a member of an offensive front that allowed the Titans to collect 134 yards on the ground.
- Against Buffalo (10/13), started at right guard and was a part of an offensive line that blocked for Titans' rushers to gain 139 yards on the ground while not allowing a sack on 28 pass attempts.
- Against Houston (10/18), started at right guard and helped the offense become the first unit in NFL history to have a passer reach 350 yards (364 by Ryan Tannehill) and a rusher reach 200 yards (212 by Derrick Henry) in a game.
- Against Pittsburgh (10/25), started at right guard.
- At Cincinnati (11/1), started at right guard and blocked for Titans' rushers to gain 218 yards on 29 carries.
- Against Chicago (11/8), started at right guard.
- Against Indianapolis (11/12), started at right guard and helped open holes for Titans' ball carriers to gain 157 rushing yards on 32 carries (4.9 avg.).
- At Baltimore (11/22), started at right guard and helped open holes for Titans' ball carriers to gain 173 yards on the ground.
- At Indianapolis (11/29), started at right guard and blocked for Titans' rushers to gain 229 yards on 45 carries. Member of an offensive front that

allowed just one sack on 22 pass attempts.

- Against Cleveland (12/6), started at right guard.
- At Jacksonville (12/13), started at right guard and helped open holes for Titans' rushers to gain 249 yards on the ground, including a 215-yard performance by Derrick Henry.
- Against Detroit (12/20), started at right guard and helped block for Titans' ball carriers to gain 195 yards and score three touchdowns on the ground.
- At Green Bay (12/27), started at right guard.
- At Houston (1/3), started at right guard and blocked for Derrick Henry to gain a franchise-record 250 rushing yards in the Titans' division-clinching victory and in the process become the eighth player in NFL history to eclipse 2,000 rushing yards in a season.
- Against Baltimore (1/10), started at right guard.

**2019 (13/12, 3/3):** Played in 13 games with 12 starts at right guard and helped Derrick Henry lead the NFL with 1,540 rushing yards. Was inactive for the first three regular season contests. Started all three postseason contests at right guard. Appeared in his first career NFL contest at Atlanta (9/29/19). Made his first career NFL start against Buffalo (10/6/19).

- At Atlanta (9/29), made his NFL debut as a reserve at right guard. Was a part of an offensive front that did not allow a sack on 27 pass attempts, while opening holes for Titans' ball carriers to gain 138 yards on the ground.
- Against Buffalo (10/6), started his first career NFL contest at right guard.
- Against Kansas City (11/10), started at right guard and helped open holes for Titans' rushers to gain 225 yards on the ground.
- Against Jacksonville (11/24), started at right guard and blocked for Titans' ball carriers to gain 219 rushing yards.
- At Indianapolis (12/1), started at right guard and helped open holes for Derrick Henry to collect 149 rushing yards on 26 carries.
- At Oakland (12/8), started at right guard and was a part of an offensive front that blocked for Titans' ball carriers to gain 161 yards on the ground, while also not allowing a sack on 27 pass attempts.
- Against Houston (12/15), started at right guard and was a member of an offensive line that opened holes for Titans' rushers to gain 163 yards on the ground.
- Against New Orleans (12/22), started at right guard and helped the Titans amass 149 rushing yards on 26 carries.
- At Houston (12/29), started at right guard and was a part of an offensive front that blocked for Derrick Henry to amass 211 yards on the ground and become the NFL's leading rusher in 2019.
- At New England (1/4), started at right guard in his first career postseason game and was a member of an offensive front that opened holes for Derrick Henry to collect 182 yards on the ground.
- At Baltimore (1/11), started at right guard and was a part of an offensive line that blocked for Derrick Henry to collect a franchise postseason record 195 rushing yards.

### COLLEGE:

- In four seasons at Charlotte (2015-18), Davis appeared in 41 career games with 37 starts. A four-year starter on the offensive line, Davis started at guard from 2015-17 before switching to right tackle for his senior season in 2018.
- As a senior (2018), appeared in eight games with seven starts at tackle. Blocked for the league's fifth-best rushing attack which averaged 159.9 yards per game. Helped create lanes for running back Benny LeMay to record a 1,000-yard season. Earned First Team All-C-USA recognition by Phil Steele and Second Team All-C-USA recognition by the league's coaches. Named Charlotte's Best Offensive Player for 2018 by SB Nation.
- As a junior (2017), started all 12 games at right guard. Helped the 49ers

rushing offense rank eighth in C-USA, averaging 166.2 yards per game. Was part of an offensive line that ranked fifth in sacks allowed with 22. Earned Honorable Mention All-C-USA honors.

- As a sophomore (2016), saw action in nine games with eight starts at right guard and helped the 49ers run game rank sixth in C-USA averaging 176.2 yards per game. Earned Honorable Mention All-C-USA honors.
- As a freshman (2015), appeared in all 12 games with 10 starts at right guard.
- Redshirted in 2014.
- Majored in Africana studies and minored in American studies at Charlotte.

#### **PERSONAL:**

- Attended Stone Bridge (Va.) High School and was a first-team all-state and 5A North All-Region First Team lineman. Davis was a four-year letterman in high school.
- Helped lead the Bulldogs to a Liberty District Championship as a senior in 2014.
- In 2013, he was named team MVP, captain, and first-team All-Liberty conference en route to helping the Bulldogs win the Virginia AAA Div. 5 Championship.
- Has one older sister, Kimberley.
- Son of Ken and Natalie Davis.
- Follow Davis on Twitter at @Nate\_Davis73.
- Follow Davis on Instagram at @Nate.Davis64.
- List of favorites: (TV show) "Black-ish"; (movie) "The Dark Knight"; (musician) Drake; (food) chicken wings; and (dessert) ice cream.
- Born Nathaniel Matthew Eugene Davis on Sept. 23, 1996 in York, Maine.

## **NATE DAVIS' NFL STATISTICS**

### **REGULAR SEASON**

<b>Year</b>	<b>Team</b>	<b>GP</b>	<b>GS</b>
2019	Tennessee	13	12
2020	Tennessee	16	16
<b>NFL Totals</b>		<b>29</b>	<b>28</b>

### **PLAYOFFS**

<b>Year</b>	<b>Team</b>	<b>GP</b>	<b>GS</b>
2019	Tennessee	3	3
2020	Tennessee	1	1
<b>NFL Totals</b>		<b>4</b>	<b>4</b>

### **Starts Breakdown:**

2019 - RG 12 (Playoffs - RG 3); 2020 - RG 16 (Playoffs - RG 1)

### **Additional Career Statistics**

Misc. Tackles - 3 (2019)



# 92 MATT DICKERSON

DEFENSIVE END • 6'5" • 292 LBS • COLLEGE: UCLA  
ACQUIRED: FREE AGENT - 2018 • NFL EXPERIENCE (NFL/TITANS): 3/3  
HOMETOWN: SAN MATEO, CALIF.  
GAMES PLAYED/GAMES STARTED: 18/0 (PLAYOFFS: 4/1)

**PRO:** The Titans signed Matt Dickerson as a rookie free agent following the 2018 NFL Draft. He has appeared in 11 games, including three postseason contests in his first two NFL campaigns. The 6-foot-5-inch, 292-pounder is an athletic defensive lineman with good size that moves well along the line of scrimmage. In four seasons at UCLA, Dickerson saw action in 44 games and notched 97 tackles, seven tackles for loss, four passes defended and 1.5 sacks.

#### TITANS TIDBITS:

- Dickerson originally committed to play for Notre Dame. However, his father, Clarence, was diagnosed with prostate cancer before he left for South Bend. Dickerson decided to stay in-state to play for the Bruins to be an hour flight from home rather than across the country. His father is in remission.
- Dickerson's father, Clarence, played college football at Henderson State (Ark.).
- Dickerson has a twin sister named Megan.

#### CAREER TRANSACTIONS:

- The San Mateo, Calif., native was signed by the Titans as an undrafted free agent on May 11, 2018.
- Released by the Titans on Oct. 19, 2019.
- Signed by the Titans as a free agent on Oct. 22, 2019.
- Released by the Titans on Oct. 26, 2019.
- Signed by the Titans as a free agent on Oct. 29, 2019.

#### SEASON RECAPS:

**2020 (10/0, 1/1):** Played in a career-best 10 games as a reserve at defensive end and registered 10 tackles and a quarterback pressure. Was inactive for six games. Started the postseason contest at defensive end and posted a sack.

- At Denver (9/14), saw action as a reserve on the defensive front.
- Against Jacksonville (9/20), played as a reserve at defensive end.
- At Minnesota (9/27), was inactive.
- Against Buffalo (10/13), saw action as a reserve on the defensive front and tallied two tackles.
- Against Houston (10/18), was inactive.
- Against Pittsburgh (10/25), was inactive.
- At Cincinnati (11/1), was inactive.
- Against Chicago (11/8), was inactive.
- Against Indianapolis (11/12), was inactive.
- At Baltimore (11/22), entered the lineup as a reserve at defensive end and totaled two tackles.
- At Indianapolis (11/29), played as a reserve at defensive end and recorded a tackle and a quarterback pressure.
- Against Cleveland (12/6), saw action as a reserve at defensive end and tallied a tackle.
- At Jacksonville (12/13), played as a reserve at defensive end and notched a career-best three tackles.
- Against Detroit (12/20), saw action as a reserve at defensive end.
- At Green Bay (12/27), played as a reserve at defensive end and registered a tackle. Combined with Teair Tart to stop Aaron Jones for no gain on a rush off right guard in the third stanza.
- At Houston (1/3), saw action as a reserve at defensive end in the Titans' division-clinching victory.
- Against Baltimore (1/10), made his first career start at defensive end and posted a sack. Sacked Lamar Jackson for a one-yard loss in the second quarter.

**2019 (5/0, 3/0):** Saw action as a reserve in five games and posted two tackles, a quarterback pressure and a stop for loss. Was inactive for nine games. Saw action in all three postseason contests and notched a tackle.

- Against Indianapolis (9/15), played as a reserve on the defensive front and tallied a quarterback pressure.
- Against Buffalo (10/6), saw action as a reserve on the defensive front and notched a tackle.
- Against New Orleans (12/22), played as a reserve at defensive end and produced a tackle for loss. Teamed with Rashaan Evans to stonewall Latavius Murray for a one-yard loss on a rush off left guard in the final quarter.
- At New England (1/4), made his postseason debut as a reserve on the defensive front and posted a tackle.
- At Baltimore (1/11), saw limited action as a reserve at defensive end.
- At Kansas City (1/19), played limited snaps as a reserve on the defensive front.

**2018 (3/0):** Played in three games as a rookie and collected three tackles. Was inactive for 12 games and did not play in another contest. Saw action in his first career NFL game at Jacksonville (9/23/18).

- At Jacksonville (9/23), made his NFL debut as a reserve at defensive end.
- Against Baltimore (10/14), played as a reserve on the defensive front and amassed a tackle.
- Against Indianapolis (12/30), saw his first action since Week 6 as a reserve on the defensive front and registered two tackles.

#### COLLEGE:

- Appeared in 44 games with 16 starts over four seasons at UCLA and totaled 97 tackles, seven tackles for loss, four passes defended and 1.5 sacks.
- As a senior (2017), started all seven games he saw action in before missing the remainder of the season due to injury. Recorded 21 tackles and a tackle for loss on the season. Posted a season-high five tackles three times as a senior, against Texas A&M (9/3), at Stanford (9/23) and at Arizona (10/14).
- As a junior (2016), appeared in 12 contests with eight starts along the defensive line and totaled 37 tackles and 1.5 tackles for loss. Notched a single-game career-high seven tackles at Washington State (10/15).
- As a sophomore (2015), saw action in all 13 games with one start and tallied 38 tackles, four tackles for loss, four passes defended and a sack. Earned second-team Academic All-Conference recognition.
- As a freshman (2014), played in 12 contests as a reserve on the defensive front and on special teams. Credited with one tackle, a half tackle for loss and a half sack.
- Graduated from UCLA in 2017 with a degree in political science.

#### PERSONAL:

- Attended Junipero Serra (Calif.) High School and played football for the first time as a freshman.
- Son of Clarence and Pamela Dickerson.
- His hobbies include fishing and golfing.
- Follow Dickerson on Twitter at @doublemdicky.
- Follow Dickerson on Instagram at @matttdicky.
- Born Matthew Miller Dickerson on Nov. 9, 1995 in San Francisco, Calif.

## MATT DICKERSON'S DEFENSIVE GAME-BY-GAME

### 2018 Tennessee Titans

Date	Opp	W/L	P/S	Tot Solo	Asst	Sk	- Yds	QBP	TFL	Int - Yds	-TD	PD	FF	FR - Yds	SpT
Sept 9	@ Mia	L	DNP												
Sept 16	Hou	W	IA												
Sept 23	@ Jax	W	p	0	0	0	0.0	0.0	0	0	0	0	0	0	0
Sept 30	Phi	W	IA												
Oct 7	@ Buf	L	IA												
Oct 14	Bal	L	p	1	0	1	0.0	0.0	0	0	0	0	0	0	0
Oct 21	@ LAC	L	IA												
Nov 5	@ Dal	W	IA												
Nov 11	NE	W	IA												
Nov 18	@ Ind	L	IA												
Nov 26	@ Hou	L	IA												
Dec 2	NYJ	W	IA												
Dec 6	Jax	W	IA												
Dec 16	@ NYG	W	IA												
Dec 22	Was	W	IA												
Dec 30	Ind	L	p	2	2	0	0.0	0.0	0	0	0	0	0	0	0
<b>Totals</b>			<b>9-7</b>	<b>3/0</b>	<b>3</b>	<b>2</b>	<b>1</b>	<b>0.0</b>	<b>0.0</b>	<b>0</b>	<b>0</b>	<b>0</b>	<b>0</b>	<b>0</b>	<b>0</b>

### 2019 Tennessee Titans

Date	Opp	W/L	P/S	Tot Solo	Asst	Sk	- Yds	QBP	TFL	Int - Yds	-TD	PD	FF	FR - Yds	SpT
Sept 8	@ Cle	W	IA												
Sept 15	Ind	L	p	0	0	0	0.0	0.0	1	0	0	0	0	0	0
Sept 19	@ Jax	L	IA												
Sept 29	@ Atl	W	IA												
Oct 6	Buf	L	p	1	1	0	0.0	0.0	0	0	0	0	0	0	0
Oct 13	@ Den	L	IA												
Oct 20	LAC	W	NOR												
Oct 27	TB	W	NOR												
Nov 3	@ Car	L	p	0	0	0	0.0	0.0	0	0	0	0	0	0	0
Nov 10	KC	W	p	0	0	0	0.0	0.0	0	0	0	0	0	0	0
Nov 24	Jax	W	IA												
Dec 1	@ Ind	W	IA												
Dec 8	@ Oak	W	IA												

Dec 15	Hou	L	IA												
Dec 22	NO	L	p	1	1	0	0.0	0.0	0	1	0	0	0	0	0
Dec 29	@ Hou	W	IA												
<b>Totals</b>			<b>9-7</b>	<b>5/0</b>	<b>2</b>	<b>2</b>	<b>0</b>	<b>0.0</b>	<b>0.0</b>	<b>1</b>	<b>1</b>	<b>0</b>	<b>0</b>	<b>0</b>	<b>0</b>

### Playoffs

Jan 4	@ NE	W	p	1	0	1	0.0	0.0	0	0	0	0	0	0	0
Jan 11	@ Bal	W	p	0	0	0	0.0	0.0	0	0	0	0	0	0	0
Jan 19	@ KC	L	p	0	0	0	0.0	0.0	0	0	0	0	0	0	0
<b>Totals</b>			<b>2-1</b>	<b>3/0</b>	<b>1</b>	<b>0</b>	<b>1</b>	<b>0.0</b>	<b>0.0</b>	<b>0</b>	<b>0</b>	<b>0</b>	<b>0</b>	<b>0</b>	<b>0</b>

### 2020 Tennessee Titans

Date	Opp	W/L	P/S	Tot Solo	Asst	Sk	- Yds	QBP	TFL	Int - Yds	-TD	PD	FF	FR - Yds	SpT
Sept 14	@ Den	W	p	0	0	0	0.0	0.0	0	0	0	0	0	0	0
Sept 20	Jax	W	p	0	0	0	0.0	0.0	0	0	0	0	0	0	0
Sept 27	@ Min	W	IA												
Oct 13	Buf	W	p	2	0	2	0.0	0.0	0	0	0	0	0	0	0
Oct 18	Hou	W	IA												
Oct 25	Pit	L	IA												
Nov 1	@ Cin	L	IA												
Nov 8	Chi	W	IA												
Nov 12	Ind	L	IA												
Nov 22	@ Bal	W	p	2	1	1	0.0	0.0	0	0	0	0	0	0	0
Nov 29	@ Ind	W	p	1	0	1	0.0	0.0	1	0	0	0	0	0	0
Dec 6	Cle	L	p	1	0	1	0.0	0.0	0	0	0	0	0	0	0
Dec 13	@ Jax	W	p	3	3	0	0.0	0.0	0	0	0	0	0	0	0
Dec 20	Det	W	p	0	0	0	0.0	0.0	0	0	0	0	0	0	0
Dec 27	@ GB	L	p	1	0	1	0.0	0.0	0	0	0	0	0	0	0
Jan 3	@ Hou	W	p	0	0	0	0.0	0.0	0	0	0	0	0	0	0
<b>Totals</b>			<b>11-5</b>	<b>10/0</b>	<b>10</b>	<b>4</b>	<b>6</b>	<b>0.0</b>	<b>0.0</b>	<b>1</b>	<b>0</b>	<b>0</b>	<b>0</b>	<b>0</b>	<b>0</b>

### Playoffs

Jan 10	Bal	L	S	1	1	0	1.0	1.0	1	1	0	0	0	0	0
<b>Totals</b>			<b>0-1</b>	<b>1/1</b>	<b>1</b>	<b>1</b>	<b>0</b>	<b>1.0</b>	<b>1.0</b>	<b>1</b>	<b>1</b>	<b>0</b>	<b>0</b>	<b>0</b>	<b>0</b>

## MATT DICKERSON'S NFL STATISTICS

### REGULAR SEASON

Year	Team	GP	GS	TACKLES						INTERCEPTIONS					FUMBLES				
				Tot	Solo	Asst	Sk	Yds	QBP	TFL	No	Yds	Lg	TD	PD	FF	FR	Yds	SpT
2018	Tennessee	3	0	3	2	1	0.0	0.0	0	0	0	0	0	0	0	0	0	0	0
2019	Tennessee	5	0	2	2	0	0.0	0.0	1	1	0	0	0	0	0	0	0	0	0
2020	Tennessee	10	0	10	4	6	0.0	0.0	1	0	0	0	0	0	0	0	0	0	0
<b>NFL Totals</b>		<b>18</b>	<b>0</b>	<b>15</b>	<b>8</b>	<b>7</b>	<b>0.0</b>	<b>0.0</b>	<b>2</b>	<b>1</b>	<b>0</b>	<b>0</b>	<b>0</b>	<b>0</b>	<b>0</b>	<b>0</b>	<b>0</b>	<b>0</b>	<b>0</b>

### PLAYOFFS

Year	Team	GP	GS	TACKLES						INTERCEPTIONS					FUMBLES				
				Tot	Solo	Asst	Sk	Yds	QBP	TFL	No	Yds	Lg	TD	PD	FF	FR	Yds	SpT
2019	Tennessee	3	0	1	0	1	0.0	0.0	0	0	0	0	0	0	0	0	0	0	0
2020	Tennessee	1	1	1	1	0	1.0	1.0	1	1	0	0	0	0	0	0	0	0	0
<b>NFL Totals</b>		<b>4</b>	<b>1</b>	<b>2</b>	<b>1</b>	<b>1</b>	<b>1.0</b>	<b>1.0</b>	<b>1</b>	<b>1</b>	<b>0</b>	<b>0</b>	<b>0</b>	<b>0</b>	<b>0</b>	<b>0</b>	<b>0</b>	<b>0</b>	<b>0</b>

### Single-Game Highs

Tackles - **3 at Jacksonville (12/13/20)**  
 Quarterback Pressures - **1 (Twice, last at Indianapolis 11/29/20)**  
 Tackles for Loss - **1 vs. New Orleans (12/22/19)**

### Playoff Single-Game Highs

Tackles - **1 (Twice, last vs. Baltimore 1/10/21)**  
 Sacks - **1 vs. Baltimore (1/10/21)**



# 75 JAMIL DOUGLAS

GUARD • 6'4" • 309 LBS • COLLEGE: ARIZONA STATE  
ACQUIRED: FREE AGENT - 2018 • NFL EXPERIENCE (NFL/TITANS): 3/2  
HOMETOWN: CYPRESS, CALIF.  
GAMES PLAYED/GAMES STARTED: 46/11 (PLAYOFFS: 4/0)

**PRO:** The Titans signed offensive lineman Jamil Douglas to the practice squad during Week 5 of the 2018 season. The 6-foot-4-inch, 309-pounder was originally drafted by the Miami Dolphins in the fourth round (114th overall) of the 2015 NFL Draft and has also spent time with the New England Patriots, Atlanta Falcons and Indianapolis Colts. He appeared in 15 games with four starts at right guard and one at center for the Titans in 2019.

#### CAREER HIGHLIGHTS:

- In 2019, Douglas appeared in 15 games for the Titans and made four starts at right guard and one start at center. Made his postseason debut and saw action in all three playoff contests.
- Douglas helped open holes for Derrick Henry to lead the NFL with 1,540 rushing yards in 2019.
- In 2015, rookie Douglas saw action in a career-high 16 games for the Dolphins and made a career-high six starts with four at right guard and two at center.

#### TITANS TIDBITS:

- First name is pronounced "Juh-MILL."
- Douglas was on the New England Patriots practice squad when the team won Super Bowl LI.

#### CAREER TRANSACTIONS:

- The Cypress, Calif., native was selected by the Miami Dolphins in the fourth round (114th overall) of the 2015 NFL Draft.
- Waived by the Dolphins on Sept. 3, 2016 and signed to the practice squad a day later.
- Signed by the Dolphins to the active roster off of the practice squad on Sept. 29, 2016.
- Waived by the Dolphins on Oct. 11, 2016.
- Signed by the New England Patriots to the team's practice squad on Oct. 18, 2016.
- Signed by the Patriots to a future's contract on Feb. 7, 2017.
- Waived by the Patriots on Sept. 2, 2017.
- Signed by the Atlanta Falcons to the team's practice squad on Sept. 5, 2017.
- Signed to the Falcons active roster off of the practice squad on Dec. 29, 2017.
- Waived by the Falcons on Sept. 2, 2018.
- Signed by the Indianapolis Colts to the practice squad on Sept. 3, 2018.
- Waived by the Colts on Sept. 10, 2018.
- Signed by the Titans to the practice squad on Oct. 3, 2018.

#### SEASON RECAPS:

**2020 (14/0, 1/0 - Tennessee):** Played in 14 games as a reserve. Was inactive for the first two games of the season. Saw action as a reserve in the postseason contest. Tied the team lead in special teams tackles once in 2020 (vs. HOU).

- At Denver (9/14), was inactive.
- Against Jacksonville (9/20), was inactive.
- At Minnesota (9/27), made his season debut as a reserve on special teams.
- Against Buffalo (10/13), saw limited action as a reserve at left guard late in the game.
- Against Houston (10/18), played as a reserve on special teams and collected a tackle after a blocked field goal in the third quarter.
- Against Pittsburgh (10/25), saw action as a reserve on special teams.

- At Cincinnati (11/1), played as a reserve on special teams and two snaps at left guard after Rodger Saffold III left the game briefly in the fourth quarter.
- Against Chicago (11/8), saw significant action as a reserve at left guard after Rodger Saffold left the game in the second quarter with an injury.
- Against Indianapolis (11/12), saw significant action as a reserve at left guard and center while helping open holes for Titans' ball carriers to gain 157 rushing yards on 32 carries (4.9 avg.).
- At Baltimore (11/22), played as a reserve on special teams and one snap at center.
- At Indianapolis (11/29), saw action as a reserve on special teams.
- Against Cleveland (12/6), played as a reserve on special teams.
- At Jacksonville (12/13), saw action as a reserve at center late in the fourth quarter.
- Against Detroit (12/20), played as a reserve on special teams.
- At Green Bay (12/27), saw action as a reserve on special teams and limited snaps at center late in the fourth quarter.
- At Houston (1/3), played as a reserve on special teams in the Titans' division-clinching victory.
- Against Baltimore (1/10), saw action as a reserve on special teams.

**2019 (15/5, 3/0 - Tennessee):** Played in 15 games with four starts at right guard and one start at center while helping Derrick Henry lead the NFL with 1,540 rushing yards. Dressed but did not play in one game. Saw action as a reserve in all three postseason contests.

- At Cleveland (9/8), started at right guard in his Titans debut and opened holes for Titans' ball carriers to gain 123 yards on the ground. It marked his first start since his 2015 rookie season as a member of the Miami Dolphins.
- Against Indianapolis (9/15), started at right guard.
- At Jacksonville (9/19), started at right guard.
- At Atlanta (9/29), started at right guard and was a part of an offensive front that did not allow a sack on 27 pass attempts, while opening holes for Titans' ball carriers to gain 138 yards on the ground.
- Against L.A. Chargers (10/20), entered the game as a reserve at right guard in the second quarter and helped the offense amass 403 total yards.
- Against Tampa Bay (10/27), saw significant action as a reserve at left guard after Rodger Saffold left the game in the first quarter with an injury.
- At Carolina (11/3), made his first start of the season at center.
- At New England (1/4), made his postseason debut as a reserve on special teams.

**2018 (0/0 - Atlanta, Indianapolis, Tennessee):** Spent the preseason with the Atlanta Falcons before being waived during roster cuts. Signed by the Indianapolis Colts to the team's practice squad during Week 1 but was waived the following week. Signed by the Titans to the practice squad during Week 5 where he spent the remainder of the season.

**2017 (0/0 - New England, Atlanta):** Spent the preseason with the New England Patriots before being waived during roster cuts. Signed by the Atlanta Falcons to the team's practice squad during Week 1 where he spent majority of the season. Signed to the Falcons' active roster during Week 17 but did not appear in a contest.

**2016 (1/0 - Miami, New England):** Began the season on the Miami Dolphins practice squad. Was signed to the active roster and appeared in one contest before being waived in Week 6. Signed by the New England Patriots to the team's practice squad in Week 7 where he spent the rest of the season.

- At Cincinnati (9/29), saw action at guard as a reserve.



- 2015 (16/6 - Miami):** Appeared in 16 games with six starts as a rookie.
- At Washington (9/13), made his NFL debut and started at right guard.

**COLLEGE:**

- In four seasons at Arizona State (2011-14), Douglas appeared in 53 games and made 40 consecutive starts. A three-year starter, Douglas made 27 starts at guard and 13 at tackle.
- As a senior (2014), started all 13 games at left tackle after switching over from guard. Earned All-Pac-12 First Team and Phil Steele's All-Pac-12 First Team recognition.
- As a junior (2013), started all 14 games at guard and named to the All-Pac-12 Second Team.
- As a sophomore (2012), started all 13 games at guard.
- As a redshirt freshman (2011), appeared in all 13 contests.
- As a freshman (2010), redshirted.
- Graduated from Arizona State in fall 2013 with a degree in criminal justice.

**PERSONAL:**

- Attended Cypress (Calif.) High School where he played tight end and halfback. He caught three passes for 79 yards and one touchdown as a senior.
- Follow Douglas on Twitter at @JamilDouglas\_.
- Follow Douglas on Instagram at @jamil.
- Born Jamil Douglas on Feb. 28, 1992 in Cypress, Calif.

## JAMIL DOUGLAS' NFL STATISTICS

**REGULAR SEASON**

Year	Team	GP	GS
2015	Miami	16	6
2016	Miami	1	0
2017	NE/ATL	PS	
2018	ATL/IND/TEN	PS	
2019	Tennessee	15	5
2020	Tennessee	14	0
<b>NFL Totals</b>		<b>46</b>	<b>11</b>

**PLAYOFFS**

Year	Team	GP	GS
2019	Tennessee	3	0
2020	Tennessee	1	0
<b>NFL Totals</b>		<b>4</b>	<b>0</b>

**Starts Breakdown:**

2015 - 4 RG, 2 C; 2019 - 4 RG, 1 C

**Additional Career Statistics**

Fumble Recovery - 1 (2019)  
 Special Teams Tackles - 1 (2020)



# 49 NICK DZUBNAR

LINEBACKER • 6'1" • 240 LBS • COLLEGE: CAL POLY — SAN LUIS OBISPO  
ACQUIRED: UNRESTRICTED FREE AGENT (LOS ANGELES CHARGERS) - 2020  
NFL EXPERIENCE (NFL/TITANS): 6/1 • HOMETOWN: MISSION VIEJO, CALIF.  
GAMES PLAYED/GAMES STARTED: 81/0 (PLAYOFFS: 3/1)

**PRO:** Nick Dzubnar is a savvy linebacker that has excelled on special teams coverage units during his NFL career. The 6-foot-1-inch, 240-pounder joined the Titans as a free agent in 2020 after spending time his first five seasons with the Chargers organization. Dzubnar, a former rookie free agent, will look to make his biggest impact as a core member of the Titans' special teams units having collected 61 special teams stops in 65 career games, as well as provide veteran depth in the linebacking corps.

#### CAREER HIGHLIGHTS:

- In 2019, Dzubnar appeared in all 16 games for the third time in his career, posting 12 special teams tackles.
- In 2018, Dzubnar collected 15 special teams tackles on coverage units and tied for the team lead with three special teams tackles in the 2018 postseason.
- In 2017, Dzubnar led the Chargers with a career-best 21 special teams tackles.

#### TITANS TIDBITS:

- Dzubnar feels he was better at hockey than football in high school. He participated as a Junior Anaheim Duck in his youth.
- Dzubnar's last name is pronounced duh-ZOOB-nar.

#### CAREER TRANSACTIONS:

- The Mission Viejo, Calif., native was originally signed by the San Diego Chargers as undrafted free agent on May 12, 2015.
- Waived by the Los Angeles Chargers on Sept. 4, 2017 and signed to the team's practice squad two days later.
- Signed by the Chargers to their active roster from the practice squad on Sept. 23, 2017.
- Signed by the Titans as an unrestricted free agent on March 26, 2020.

#### SEASON RECAPS:

**2020 (16/0, 1/1 - Tennessee):** Played in all 16 games in his first season with the Titans and led the team with 13 special teams tackles. Posted a tackle on defense. Started the postseason contest at outside linebacker and notched a tackle. Led or tied for the team lead in special teams tackles five times in 2020 (vs. BUF, vs. HOU, vs. CLE, at GB, at HOU).

- At Denver (9/14), made his Titans debut as a reserve at linebacker and on special teams coverage units. Collected a tackle on defense. Stuffed Melvin Gordon III for no gain on a third-and-goal rush from the one-yard line in the second quarter.
- Against Jacksonville (9/20), saw action as a reserve on special teams.
- At Minnesota (9/27), played as a reserve on special teams.
- Against Buffalo (10/13), led the team with three special teams tackles on coverage units.
- Against Houston (10/18), registered a special teams tackle on coverage units.
- Against Pittsburgh (10/25), posted a special teams tackle on coverage units.
- At Cincinnati (11/1), notched a special teams tackle on coverage units.
- Against Chicago (11/8), tallied a special teams tackle on coverage units.
- Against Indianapolis (11/12), played as a reserve on special teams.
- At Baltimore (11/22), totaled a special teams tackle on coverage units.
- At Indianapolis (11/29), played as a reserve on special teams.
- Against Cleveland (12/6), tied for the team lead with a special teams stop on coverage units.
- At Jacksonville (12/13), saw action as a reserve on special teams.
- Against Detroit (12/20), collected a special teams tackle on coverage units.

- At Green Bay (12/27), led the team with two special teams tackles on coverage units.
- At Houston (1/3), notched a special teams tackle on coverage units in the Titans' division-clinching victory.
- Against Baltimore (1/10), made his first career start at outside linebacker and posted a tackle.

**2019 (16/0 - L.A. Chargers):** Saw action as a reserve in all 16 games and tallied 12 tackles on special teams.

- Against Indianapolis (9/8), appeared on special teams in his 50th career game.
- At Oakland (11/7), notched two tackles on special teams.
- At Jacksonville (12/8), recorded three tackles on special teams coverage units.
- Against Oakland (12/22), posted a pair of stops on special teams, reaching 60 career special teams tackles.

**2018 (16/0 - L.A. Chargers):** Appeared as a reserve in all 16 games and recorded 15 special teams tackles. Saw action in both postseason games and registered three special teams tackles.

- Against San Francisco (9/30), posted his third special teams tackle of the season. Provided a block on Desmond King II's 56-yard punt return at the end of the first half.
- At Pittsburgh (12/2), registered two special teams tackles, giving him 10 on the season. Threw a key block on Desmond King II's 73-yard punt return for a touchdown.
- Against Cincinnati (12/9), posted three tackles on special teams.
- At Denver (12/30), posted two special teams tackles.
- At Baltimore (1/6), made his NFL postseason debut in the wild card matchup and finished with a tackle on special teams.
- At New England (1/13), registered a pair of special teams tackles in the divisional playoff contest.

**2017 (13/0 - L.A. Chargers):** Appeared in 13 games as a reserve and tallied a team-high 21 special teams tackles with 13 on kickoff coverage and eight on punt coverage. Was inactive for one contest. Spent the first two weeks of the season on the Chargers' practice squad. Named Pro Football Journal second team All-AFC as a special teamer.

- At N.Y. Giants (10/8), recorded two special teams tackles on kickoff coverage and one on punt coverage.
- Against Denver (10/22), registered two special teams tackles on punt coverage, including one that forced Denver to start the ensuing drive inside the 20-yard line.
- Against Buffalo (11/19), collected a season-high five special teams tackles on kickoff coverage with one pinning the Bills inside their 20.
- Against Washington (12/10), appeared in the 30th game of his career, totaling three special teams tackles on kickoff coverage, including one that pinned Washington inside their 20. Added another special teams tackle on punt coverage.

**2016 (4/0 - San Diego):** Appeared in four games, finishing with six tackles. Was inactive for one contest. Suffered a season-ending injury and was placed on injured reserve on Oct. 10.

- At Indianapolis (9/25), posted a career-high four tackles.

**2015 (16/0 - San Diego):** Appeared in all 16 games as a reserve, finishing with two assisted tackles. Led the team with 13 special teams tackles.

- At Green Bay (10/18), tied for a team high with two tackles on special teams.

- Against Oakland (10/25), saw the first action of his career on defense and assisted on two tackles.

**COLLEGE:**

- Played four seasons (2011-14) at Cal Poly — San Luis Obispo, ending his Mustang career as the second-leading tackler in school history with 414 stops.
- Added 24 tackles for loss, four sacks, seven forced fumbles, five interceptions and 15 passes defended.
- As a senior (2014), after setting a single-season school record with 167 tackles, earned All-America, first-team All-Big Sky and team MVP honors.
- Finished sixth in voting for the Buck Buchanan Award, which recognizes the top defensive player in Football Championship Subdivision.
- Recognized as third-team All-Big Sky as a junior and was named honorable mention All-Big Sky as a sophomore.
- Redshirted during the 2010 campaign.
- Earned a degree in construction management from Cal Poly — San Luis Obispo.

**PERSONAL:**

- Earned All-Orange County and All-CIF Southern Section Pac-5 honors at

Mission Viejo (Calif.) High School.

- Recognized as a team captain, first-team All-League and as the league's Defensive MVP.
- Wrestled at 215 pounds and helped the school to its first league title since 1972.
- Was Senior class president and a four-year ASB member.
- Grew up surfing, wrestling and playing hockey.
- His brother-in-law is former Chargers offensive tackle Cory Lekkerkerker.
- Follow Dzubnar on Twitter and Instagram at @NickDzubnar.
- Born Nicholas David Dzubnar on Aug. 15, 1991 in Anaheim, Calif.

## NICK DZUBNAR'S TITANS GAME-BY-GAME

**2020 Tennessee Titans**

Date	Opp	W/L	P/S	Tot	Solo	Asst	Sk	-Yds	QBP	TFL	Int	-Yds	-TD	PD	FF	FR	-Yds	SpT	
Sept 14	@ Den	W	p	1	1	0	0.0	0.0	0	0	0	0	0	0	0	0	0	0	0
Sept 20	Jax	W	p	0	0	0	0.0	0.0	0	0	0	0	0	0	0	0	0	0	0
Sept 27	@ Min	W	p	0	0	0	0.0	0.0	0	0	0	0	0	0	0	0	0	0	0
Oct 13	Buf	W	p	0	0	0	0.0	0.0	0	0	0	0	0	0	0	0	0	0	3
Oct 18	Hou	W	p	0	0	0	0.0	0.0	0	0	0	0	0	0	0	0	0	0	1
Oct 25	Pit	L	p	0	0	0	0.0	0.0	0	0	0	0	0	0	0	0	0	0	1
Nov 1	@ Cin	L	p	0	0	0	0.0	0.0	0	0	0	0	0	0	0	0	0	0	1
Nov 8	Chi	W	p	0	0	0	0.0	0.0	0	0	0	0	0	0	0	0	0	0	1
Nov 12	Ind	L	p	0	0	0	0.0	0.0	0	0	0	0	0	0	0	0	0	0	0
Nov 22	@ Bal	W	p	0	0	0	0.0	0.0	0	0	0	0	0	0	0	0	0	0	1
Nov 29	@ Ind	W	p	0	0	0	0.0	0.0	0	0	0	0	0	0	0	0	0	0	0

Dec 6	Cle	L	p	0	0	0	0.0	0.0	0	0	0	0	0	0	0	0	0	0	0	1
Dec 13	@ Jax	W	p	0	0	0	0.0	0.0	0	0	0	0	0	0	0	0	0	0	0	0
Dec 20	Det	W	p	0	0	0	0.0	0.0	0	0	0	0	0	0	0	0	0	0	0	1
Dec 27	@ GB	L	p	0	0	0	0.0	0.0	0	0	0	0	0	0	0	0	0	0	0	2
Jan 3	@ Hou	W	p	0	0	0	0.0	0.0	0	0	0	0	0	0	0	0	0	0	0	1
<b>Totals</b>				<b>11-5</b>	<b>16/0</b>	<b>1</b>	<b>1</b>	<b>0</b>	<b>0.0</b>	<b>0.0</b>	<b>0</b>	<b>0</b>	<b>0</b>	<b>0</b>	<b>0</b>	<b>0</b>	<b>0</b>	<b>0</b>	<b>0</b>	<b>13</b>
<b>Playoffs</b>																				
Jan 10	Bal	L	S	1	1	0	0.0	0.0	0	0	0	0	0	0	0	0	0	0	0	0
<b>Totals</b>				<b>0-1</b>	<b>1/1</b>	<b>1</b>	<b>1</b>	<b>0</b>	<b>0.0</b>	<b>0.0</b>	<b>0</b>	<b>0</b>	<b>0</b>	<b>0</b>	<b>0</b>	<b>0</b>	<b>0</b>	<b>0</b>	<b>0</b>	<b>0</b>

## NICK DZUBNAR'S NFL STATISTICS

**REGULAR SEASON**

Year	Team	GP	GS	TACKLES						INTERCEPTIONS					FUMBLES					
				Tot	Solo	Asst	Sk	Yds	QBP	TFL	No	Yds	Lg	TD	PD	FF	FR	Yds	SpT	
2015	San Diego	16	0	2	0	2	0.0	0.0	0	0	0	0	0	-	0	0	0	0	0	13
2016	San Diego	4	0	6	3	3	0.0	0.0	0	0	0	0	-	0	0	0	0	0	0	0
2017	L.A. Chargers	13	0	0	0	0	0.0	0.0	0	0	0	0	-	0	0	0	0	0	0	21
2018	L.A. Chargers	16	0	0	0	0	0.0	0.0	0	0	0	0	-	0	0	0	0	0	0	15
2019	L.A. Chargers	16	0	0	0	0	0.0	0.0	0	0	0	0	-	0	0	0	0	0	0	12
2020	Tennessee	16	0	1	1	0	0.0	0.0	0	0	0	0	0	0	0	0	0	0	0	13
<b>NFL Totals</b>		<b>81</b>	<b>0</b>	<b>9</b>	<b>4</b>	<b>5</b>	<b>0.0</b>	<b>0.0</b>	<b>0</b>	<b>0</b>	<b>0</b>	<b>0</b>	<b>0</b>	<b>0</b>	<b>0</b>	<b>0</b>	<b>0</b>	<b>0</b>	<b>0</b>	<b>74</b>

**PLAYOFFS**

Year	Team	GP	GS	TACKLES						INTERCEPTIONS					FUMBLES					
				Tot	Solo	Asst	Sk	Yds	QBP	TFL	No	Yds	Lg	TD	PD	FF	FR	Yds	SpT	
2018	L.A. Chargers	2	0	0	0	0	0.0	0.0	0	0	0	0	-	0	0	0	0	0	0	3
2020	Tennessee	1	1	1	1	0	0.0	0.0	0	0	0	0	0	0	0	0	0	0	0	0
<b>NFL Totals</b>		<b>3</b>	<b>1</b>	<b>1</b>	<b>1</b>	<b>0</b>	<b>0.0</b>	<b>0.0</b>	<b>0</b>	<b>0</b>	<b>0</b>	<b>0</b>	<b>0</b>	<b>0</b>	<b>0</b>	<b>0</b>	<b>0</b>	<b>0</b>	<b>0</b>	<b>3</b>

**Single-Game Highs**

Tackles - 4 at Indianapolis (9/25/16)  
 Special Teams Tackles - 5 vs. Buffalo (11/19/17)

**Playoff Single-Game Highs**

Tackles - 1 vs. Baltimore (1/10/21)  
 Special Teams Tackles - 2 at New England (1/13/19)




**32 DARRYNTON EVANS**

**RUNNING BACK • 5'10" • 203 LBS • COLLEGE: APPALACHIAN STATE**  
**ACQUIRED: 3RD ROUND - 2020 • NFL EXPERIENCE (NFL/TITANS): ROOKIE**  
**HOMETOWN: OAK HILL, FLA.**  
**GAMES PLAYED/GAMES STARTED: 5/0 (PLAYOFFS: 1/0)**

**PRO:** The Titans selected Darrynton Evans in the third round (93rd overall) of the 2020 NFL Draft. The 5-foot-10-inch, 203-pounder brings a complete skill set to the running back corps, excelling in rushing between the tackles, blocking, and the ability to catch the ball out of the backfield. The Appalachian State product has also shown big-play ability having posted 11 rushes of at least 50 yards in his final two seasons for the Mountaineers. As a junior in 2019, Evans scored 24 total touchdowns which ranked third nationally.

**CAREER HIGHLIGHTS:**

- Evans was named the 2019 Sun Belt Offensive Player of the Year after posting 1,480 rushing yards and scoring 24 total touchdowns.
- In 2019, Evans joined Stanford's Christian McCaffrey (2015) and East Carolina's Chris Johnson (2007) as the only FBS players this millennium with at least 1,400 rushing yards, five touchdown receptions and a kickoff return for a score in the same season.
- In 2018, Evans was selected first-team All-Sun Belt after compiling a league-leading 1,187 rushing yards and nine total touchdowns. His 6.6-yards per carry was the third-best season average in Appalachian State history for a player with at least 150 attempts.

**TITANS TIDBITS:**

- In 2019, Evans' mother, Evelyn, a retired probation officer for the Department of Corrections, was diagnosed with endometrial cancer. Luckily, doctors caught it early, but she couldn't come to his games for half of the season because of treatment and needing to be close to home. But once she was cleared to attend, she didn't miss another game. At the NFL Scouting Combine in February, Evans raised money and brought awareness to ECANA (Endometrial Cancer Action Network for African-Americans) by getting pledges for every inch of his vertical leap. He raised more than \$3,200 with a vertical of 37 inches.
- Evans grew up with and went to high school with San Francisco 49ers running back Raheem Mostert, Tampa Bay Buccaneers safety D'Cota Dixon and Washington linebacker Cole Holcomb. Mostert, who led the NFC champion 49ers in rushing in 2019, was among the first to reach out to Evans on social media during the draft, tweeting three simple words: "We built different!"
- Evans got a headstart on the Titans' playbook during his final season at Appalachian State. Every year, the Mountaineer coaches study one NFL offense and incorporate some of its principles into their own playbook. It just so happened that App State chose the Titans prior to the 2019 season.
- Evans earned a grade point average of 3.34 and was tabbed the Sun Belt's Top Scholar by Street & Smith magazine.
- Evans enjoys playing video games, particularly NBA2K, Call of Duty and Madden, solving rubix cubes and producing music in his spare time.

**CAREER TRANSACTIONS:**

- The Oak Hill, Fla., native was selected by the Titans in the third round (93rd overall) of the 2020 NFL Draft.

**SEASON RECAPS:**

**2020 (5/0, 1/0):** Played in five games as a rookie and rushed 14 times for 54 yards. Caught two passes for 27 yards with a touchdown. Returned nine kickoffs for 206 yards and added a special teams tackle. Was inactive for three games. Placed on injured reserve on Oct. 15 and missed eight games. Activated from injured reserve designated to return on Dec. 7. Played as a reserve in the postseason contest and rushed once for one yard, while returning two kickoffs for 46 yards. Tied for the team lead in

special teams tackles once in 2020 (at HOU). Made his NFL debut at Minnesota (9/27/20). Scored his first career touchdown on a three-yard reception against Detroit (12/20/20).

- At Denver (9/14), was inactive.
- Against Jacksonville (9/20), was inactive.
- At Minnesota (9/27), played as a reserve at running back in his first NFL contest and carried the ball three times for nine yards.
- Against Buffalo (10/13), saw action as a reserve at running back and rushed twice for 12 yards before leaving the contest in the second stanza with an injury.
- At Jacksonville (12/13), was inactive.
- Against Detroit (12/20), returned to the lineup as a reserve at running back and carried the ball eight times for 30 yards. Caught two passes for 27 yards with his first career score. Set up a Titans' touchdown with a 24-yard catch down to the Lions' five-yard line in the fourth quarter. Gave the Titans a 46-25 lead with his first career touchdown on a three-yard scoring catch late in the final stanza.
- At Green Bay (12/27), played as a reserve at running back and as a kickoff returner. Rushed once for three yards and returned six kickoffs for 145 yards.
- At Houston (1/3), saw action as a reserve at kick returner and on special teams coverage units in the Titans' division-clinching victory. Returned one kickoff for 16 yards. Notched a special teams stop on punt coverage.
- Against Baltimore (1/10), played as a reserve on special teams and saw limited snaps at running back in his postseason debut. Carried the ball once for one yard. Returned two kickoffs for 46 yards.

**COLLEGE:**

• In three on-field seasons at Appalachian State (2016, 2018-19), Evans appeared in 39 games and made 22 starts. He was a two-time All-Sun Belt first-team selection and was the Sun Belt's Offensive Player of the Year in 2019. Evans was a two-time Sun Belt Championship Game MVP and MVP of the 2019 New Orleans Bowl. He finished his career with 2,884 rushing yards (ninth all-time at Appalachian State) despite being the primary running back for just 23 career games. Set school records for most career rushes without a fumble (482) and single-season rushes without a fumble (255 in 2019). Had 4,642 all-purpose yards, including 1,439 yards on kickoff returns and 319 yards as a receiver, plus 14 passing yards on a forward-flipped jet sweep. Scored 34 total touchdowns with 25 rushing, six receiving and a program-record three as a kick returner. Totaled 11 runs of at least 50 yards in his final two seasons.

**AS A JUNIOR (2019),** named Sun Belt Offensive Player of the Year after producing 2,064 all-purpose yards, including 1,480 rushing on 255 carries, 198 receiving yards on 21 catches and 386 yards on 16 kickoff returns. Scored 24 total touchdowns (18 rushing, five receiving, one on a kickoff return) to rank third nationally, tie the Sun Belt's single-season record and post the second-highest single-season total in Appalachian State history. Made watch lists for Maxwell, Doak Walker Award and Paul Hornung awards.

- Against Charlotte (9/7), became the first player this millennium to post at least 200 rushing yards (239), score three rushing touchdowns and have a kickoff return for a touchdown (45 yards) in the same game.
- At North Carolina (9/21), rushed for three touchdowns and 78 yards in the 34-31 win.
- Against Louisiana-Monroe (10/19), rushed 17 times for 136 yards with a touchdown and added three catches for 41 yards with another score.
- Against Texas State (11/23), carried the ball 21 times for 154 yards and completed one pass for 14 yards

- Against Louisiana (12/7), named MVP of the Sun Belt Championship Game after posting three touchdowns (one rushing, two on receptions) to help App State build a 21-0 lead in the first quarter.
- Against Alabama-Birmingham (12/21), selected as MVP of the New Orleans Bowl. Rushed 19 times for 157 yards with a touchdown.

**AS A REDSHIRT SOPHOMORE (2018)**, named first-team All-Sun Belt after registering a league-leading 1,187 rushing yards on 179 attempts, even though he didn't become the team's primary running back until Game 5, following a season-ending injury to starter Jalin Moore. His 6.6-yards per carry was the third-best season average in Appalachian State history for a player with at least 150 attempts. His nine touchdowns included seven rushing, one receiving and one via a kickoff return. Caught 12 passes for 87 yards. Returned 15 kickoffs for 490 yards with a score. As the primary back over the final nine games, rushed for 1,060 yards for an average of 117.8 yards per game. Led the Sun Belt at 91.3 rushing yards per game and second at 135.7 all-purpose yards per game. Rushed for more than 100 yards in seven of the last nine games.

- At Penn State (9/1), posted a 100-yard kickoff return in the first quarter of an overtime loss in the season opener. It marked the second consecutive game with a kickoff return touchdown going back to the Camellia Bowl to end his true freshman season in 2016. The two scores occurred over a span of three returns.
- Against Louisiana (10/20), had a then career-high 183 rushing yards with a touchdown and added 20-yard touchdown catch in the regular season win.
- At Coastal Carolina (11/3), tallied 159 rushing yards on 27 carries with a score.
- Against Georgia State (11/17), rushed the ball 15 times for 127 yards with a touchdown.
- Against Louisiana (12/1), totaled 218 all-purpose yards to become the Sun Belt Championship MVP. Posted 111 rushing yards on 17 carries. Also had a 97-yard kickoff return to set up a short touchdown run.

**AS A SOPHOMORE (2017)**, redshirted because of an injury.

**AS A FRESHMAN (2016)**, played in the final 12 games of the season, contributing as a kickoff returner and as a backup running back. Rushed

for 217 yards on 48 carries and hauled in six passes for 34 yards. Returned 25 kickoffs for 563 yards with a touchdown. Finished with 814 all-purpose yards.

- At Akron (9/24), carried the ball three times for 22 yards and caught one pass for 23 yards. Returned six kickoffs for 154 yards.
- Against Toledo (12/17), returned a kickoff 94 yards for a touchdown in the Camellia Bowl win.
- Graduated with a degree in communication studies with a minor in sports science and coaching from Appalachian State.

**PERSONAL:**

- Attended New Smyrna Beach (Fla.) High School and was named honorable-mention 6A All-State and first-team All-Area as a team captain and two-time team MVP.
- Rushed for more than 1,600 yards and 25 touchdowns over his final two high school seasons despite missing six games due to injury.
- As a senior (2105), recorded 940 rushing yards and nine touchdowns in just seven games. Participated in Central Florida East-West All-Star game.
- As a junior (2014), had a breakout campaign, rushing for nearly 700 yards and 16 touchdowns before suffering a broken thumb that forced him to miss the final three games of the season.
- Was an honor roll student and member of the National Honor Society.
- Also participated in track (100, long jump, 200, 4x100), and played basketball.
- Son of Darry and Evelyn Evans and has two older sisters, Kristen and Dasmine, and an older brother, Darryl II.
- Follow Evans on Twitter and Instagram at @ItzLiveee
- Born Darrynton L.A. Evans on July 9, 1998 in Daytona Beach, Fla.

## DARRYNTON EVANS' COLLEGE STATISTICS

Year	Team	GP	GS	RUSHING					RECEIVING				
				Att	Yds	Avg	Lg	TD	No	Yds	Avg	Lg	TD
2016	Appalachian St.	12	0	48	217	4.5	25	0	6	34	5.7	23	0
2017	Appalachian St.						Redshirted						
2018	Appalachian St.	13	8	179	1,187	6.6	79t	7	12	87	7.3	25	1
2019	Appalachian St.	14	14	255	1,480	5.8	87t	18	21	198	9.4	58t	5
<b>College Totals</b>		<b>39</b>	<b>22</b>	<b>482</b>	<b>2,884</b>	<b>6.0</b>	<b>87t</b>	<b>25</b>	<b>39</b>	<b>319</b>	<b>8.2</b>	<b>58t</b>	<b>6</b>

Year	Team	PUNT RETURNS				KICKOFF RETURNS						
		No	FC	Yds	Avg	Lg	TD	No	Yds	Avg	Lg	TD
2016	Appalachian St.	0	0	0	0.0	-	0	25	563	22.5	94t	1
2017	Appalachian St.						Redshirted					
2018	Appalachian St.	0	0	0	0.0	-	0	15	490	32.7	100t	1
2019	Appalachian St.	0	0	0	0.0	-	0	16	386	24.1	45t	1
<b>College Totals</b>		<b>0</b>	<b>0</b>	<b>0</b>	<b>0.0</b>	<b>-</b>	<b>0</b>	<b>56</b>	<b>1,439</b>	<b>25.7</b>	<b>100t</b>	<b>3</b>

**Single-Game Highs**

- Rushes - 27 at Coastal Carolina (11/3/18)
- Rushing Yards - 234 vs. Charlotte (9/7/19)
- Long Rush - 87t vs. Charlotte (9/7/19)
- Rushing Touchdowns - 3 (Three times, last vs. Texas State 11/23/19)
- Receptions - 3 (Twice, last at Troy 11/29/19)
- Receiving Yards - 63 vs. Louisiana (12/7/19)
- Long Reception - 58t vs. Louisiana (12/7/19)
- Receiving Touchdowns - 2 vs. Louisiana (12/7/19)

- Kickoff Returns - 6 at Akron (9/24/16)
- Kickoff Return Yards - 154 at Akron (9/24/16)
- Long Kickoff Return - 100t at Penn State (9/1/18)
- Kickoff Return Touchdowns - 1 (Three times, last vs. Charlotte 9/7/19)

**Additional Statistics**

- Passing - 1 for 1 for 14 yards vs. Texas State (11/23/19)

## DARRYNTON EVANS' GAME-BY-GAME

2020 Tennessee Titans				RUSHING					RECEIVING															
Date	Opp	W/L	P/S	Att	Yds	Avg	Lg	TD	No	Yds	Avg	Lg	TD											
Sept 14	@ Den	W	IA											Dec 6	Cle	L	IR							
Sept 20	Jax	W	IA											Dec 13	@ Jax	W	IA							
Sept 27	@ Min	W	p	3	9	3.0	4	0	0	0	-	0	0	Dec 20	Det	W	p	8	30	3.8	9	0		
Oct 13	Buf	W	p	2	12	6.0	9	0	0	0	-	0	0	Dec 27	@ GB	L	p	1	3	3.0	3	0		
Oct 18	Hou	W	IR											Jan 3	@ Hou	W	p	0	0	-	0	0		
Oct 25	Pit	L	IR											<b>Totals</b>				<b>11-5</b>	<b>5/0</b>	<b>14</b>	<b>54</b>	<b>3.9</b>	<b>9</b>	<b>0</b>
Nov 1	@ Cin	L	IR											<b>Playoffs</b>										
Nov 8	Chi	W	IR											Jan 10	Bal	L	p	1	1	1.0	1	0	0	0
Nov 12	Ind	L	IR											<b>Totals</b>				<b>0-1</b>	<b>1/0</b>	<b>1</b>	<b>1</b>	<b>1.0</b>	<b>1</b>	<b>0</b>
Nov 22	@ Bal	W	IR																					
Nov 29	@ Ind	W	IR																					

## DARRYNTON EVANS' NFL STATISTICS

REGULAR SEASON		RUSHING								RECEIVING				
Year	Team	GP	GS	No	Yds	Avg	Lg	TD	Att	Yds	Avg	Lg	TD	
2020	Tennessee	5	0	14	54	3.9	9	0	2	27	13.5	24	1	
<b>NFL Totals</b>		<b>5</b>	<b>0</b>	<b>14</b>	<b>54</b>	<b>3.9</b>	<b>9</b>	<b>0</b>	<b>2</b>	<b>27</b>	<b>13.5</b>	<b>24</b>	<b>1</b>	

REGULAR SEASON		PUNT RETURNS					KICKOFF RETURNS					
Year	Team	No	FC	Yds	Avg	Lg	TD	No	Yds	Avg	Lg	TD
2020	Tennessee	0	0	0	-	0	0	9	206	22.9	31	0
<b>NFL Totals</b>		<b>0</b>	<b>0</b>	<b>0</b>	<b>-</b>	<b>0</b>	<b>0</b>	<b>9</b>	<b>206</b>	<b>22.9</b>	<b>31</b>	<b>0</b>

PLAYOFFS		RUSHING								RECEIVING				
Year	Team	GP	GS	No	Yds	Avg	Lg	TD	Att	Yds	Avg	Lg	TD	
2020	Tennessee	1	0	1	1	1.0	1	0	0	0	-	0	0	
<b>NFL Totals</b>		<b>1</b>	<b>0</b>	<b>1</b>	<b>1</b>	<b>1.0</b>	<b>1</b>	<b>0</b>	<b>0</b>	<b>0</b>	<b>-</b>	<b>0</b>	<b>0</b>	

PLAYOFFS		PUNT RETURNS					KICKOFF RETURNS					
Year	Team	No	FC	Yds	Avg	Lg	TD	No	Yds	Avg	Lg	TD
2020	Tennessee	0	0	0	-	0	0	2	46	23.0	25	0
<b>NFL Totals</b>		<b>0</b>	<b>0</b>	<b>0</b>	<b>-</b>	<b>0</b>	<b>0</b>	<b>2</b>	<b>46</b>	<b>23.0</b>	<b>25</b>	<b>0</b>

### Single-Game Highs

Rushes - **8 vs. Detroit (12/20/20)**  
 Rushing Yards - **30 vs. Detroit (12/20/20)**  
 Long Rush - **9 (Twice, last 8 vs. Detroit 12/20/20)**  
 Receptions - **2 vs. Detroit (12/20/20)**  
 Receiving Yards - **27 vs. Detroit (12/20/20)**  
 Long Reception - **24 vs. Detroit (12/20/20)**  
 Touchdowns - **1 vs. Detroit (12/20/20)**  
 Kickoff Returns - **6 at Green Bay (12/27/20)**  
 Kickoff Return Yards - **145 at Green Bay (12/27/20)**  
 Long Kickoff Return - **31 at Green Bay (12/27/20)**

### Playoff Single-Game Highs

Rushes - **1 vs. Baltimore (1/10/21)**  
 Rushing Yards - **1 vs. Baltimore (1/10/21)**  
 Long Rush - **1 vs. Baltimore (1/10/21)**  
 Kickoff Returns - **2 vs. Baltimore (1/10/21)**  
 Kickoff Return Yards - **46 vs. Baltimore (1/10/21)**  
 Long Kickoff Return - **25 vs. Baltimore (1/10/21)**

### Additional Statistics

Special Teams Tackles - **1 (2020)**



# 54 RASHAAN EVANS

LINEBACKER • 6'2" • 232 LBS • COLLEGE: ALABAMA  
ACQUIRED: 1ST ROUND - 2018 • NFL EXPERIENCE (NFL/TITANS): 3/3  
HOMETOWN: AUBURN, ALA.  
GAMES PLAYED/GAMES STARTED: 47/39 (PLAYOFFS: 4/4)



**PRO:** The Titans traded up to select Rashaan Evans with the 22nd overall pick in the first round of the 2018 NFL Draft. The 6-foot-2 inch, 232-pound defender was identified as a playmaker that could quickly bolster the linebacking corps and develop into a leader on defense. He appeared in all but one game in his first two campaigns, including starts at inside linebacker in every game of 2019. He led the Titans defense with 139 tackles and 11 tackles for loss in his second season. At Alabama, Evans tied for a team-leading 74 tackles as a senior while helping the Crimson Tide capture a 2018 College Football Playoff National Championship title.

### CAREER HIGHLIGHTS:

- In 2019, Evans started every game during the regular season and playoffs. He led the team with 139 tackles and 11 tackles for loss.
- As a rookie in 2018, Evans played in 15 games with seven starts at inside linebacker and totaled 63 tackles, six quarterback pressures, two tackles for loss and three passes defended.

### TITANS TIDBITS:

- Upon being drafted by Tennessee, Evans was reunited with former Crimson Tide teammate Derrick Henry. Henry phoned Evans immediately after he was selected with the 22nd pick to congratulate him.
- He has two pregame rituals. Evans prays before each game and pulls grass from the field early in pregame to get a feel for the turf.
- His nickname is 'Razor, because I cut up.'
- At Alabama, Evans shared the field with his brother, Alex, a member of the Crimson Tide spirit squad.
- Two of his football role models are DeMarcus Ware and Lawrence Taylor. He met Ware, who also is from Auburn, Ala., at the 2018 NFL Draft. He later had a chance to meet Taylor during a trip to Miami and calls each experience an "amazing moment."
- Growing up in rural Alabama, Evans would chase wild horses to work on improving his speed and athleticism.
- Evans' father, Alan, was a star running back at Auburn. Evans' mother, Chenavis, received four degrees from Auburn, including her doctorate. Evans' older sister was a cheerleader at Auburn, and despite the family ties including his cousins attending Auburn, Evans stuck with his gut and instead chose Alabama.

### CAREER TRANSACTIONS:

- The Auburn, Ala., native was selected by the Titans in the first round (22nd overall) of the 2018 NFL Draft.

### SEASON RECAPS:

**2020 (16/16, 1/1):** Started all 16 games at linebacker and finished third on the team with 96 tackles. Registered a half sack, a stop for loss, six quarterback pressures, five passes defended and a fumble recovery. Started the postseason contest and notched nine tackles, including a stop for loss. Led the team in tackles twice in 2020 (vs. BUF, at BAL). Led or tied for the team lead in quarterback pressures three times in 2020 (at BAL, vs. CLE, at GB). Tied for the team lead in passes defended twice in 2020 (at JAX, at HOU).

- At Denver (9/14), started at linebacker and collected a tackle before being ejected late in the first quarter.
- Against Jacksonville (9/20), started at linebacker and posted seven tackles.
- At Minnesota (9/27), started at linebacker and registered seven tackles and a fumble recovery. Recovered a Dalvin Cook fumble that was forced by Johnathan Joseph and returned it 25 yards to the Vikings' 20-yard line

setting up a Titans' field goal in the opening quarter.

- Against Buffalo (10/13), started at linebacker and led the team with eight tackles.
- Against Houston (10/18), started at linebacker and produced seven tackles and a quarterback pressure. Combined with Jeffery Simmons to stuff David Johnson for no gain on a goalline rush in the second quarter. Shot through the line and stuffed David Johnson for no gain on a goalline rush in the fourth quarter.
- Against Pittsburgh (10/25), started at linebacker and registered five tackles and a pass defended.
- At Cincinnati (11/1), started at linebacker and posted seven tackles. Combined with Jayon Brown to stop Samaje Perine for a one-yard loss on a rush off right guard in the fourth quarter.
- Against Chicago (11/8), started at linebacker and tallied four tackles, including a half sack and a quarterback pressure. Teamed with DaQuan Jones to drop Nick Foles for a sack early in the fourth quarter.
- Against Indianapolis (11/12), started at linebacker and collected six tackles. Finished off a goalline stand by stuffing Jordan Wilkins for no gain a fourth-down rush off right guard in the third quarter.
- At Baltimore (11/22), started at linebacker and led the team with nine tackles. Combined with Harold Landry III to stuff Lamar Jackson for no gain on a rush early in the fourth quarter.
- At Indianapolis (11/29), started at linebacker and recorded four tackles and a pass defended. Broke up a pass intended for Zach Pascal on the first play of the fourth quarter.
- Against Cleveland (12/6), started at linebacker and tallied six tackles, including a stop for loss and a quarterback pressure. Teamed with Jeffery Simmons to stonewall Kareem Hunt for a one-yard loss on a rush up the middle in the opening stanza.
- At Jacksonville (12/13), started at linebacker and notched eight tackles, two passes defended and a quarterback pressure. Ended a Jaguars' drive by breaking up a third-and-four pass intended for Laviska Shenault Jr. late in the first quarter. Batted down a deep pass intended for Keelan Cole Sr. in the second stanza.
- Against Detroit (12/20), started at linebacker and produced eight tackles.
- At Green Bay (12/27), started at linebacker and registered five tackles with a quarterback pressure.
- At Houston (1/3), started at linebacker and notched four tackles and a pass defended in the Titans' division-clinching victory. Deflected a pass intended for David Johnson in the first quarter.
- Against Baltimore (1/10), started at linebacker and posted nine tackles, including a stop for loss and a quarterback pressure. Stonewalled J.K. Dobbins for a six-yard loss on a short pass in the second quarter.

**2019 (16/16, 3/3):** Started all 16 games at linebacker and led the team with a career-best 139 tackles and 11 stops for loss. Also posted 2.5 sacks, 11 quarterback pressures, a pass defended and a fumble recovery he returned for a touchdown. Started all three postseason contests and recorded 22 tackles, two quarterback pressures and three stops for loss. Led the team in tackles seven times (at ATL, vs. BUF, at DEN, vs. LAC, vs. TB, at CAR, at NE). Tied for the team lead in sacks twice (vs. KC, vs. JAX).

- At Atlanta (9/29), led the team with 10 tackles, a half sack, a stop for loss and two quarterback pressures. Combined with Isaiah Mack to drop Matt Ryan for a five-yard sack in the final quarter.
- Against Buffalo (10/6), led the team with 10 tackles, including a stop for loss. Stonewalled Frank Gore for a one-yard loss in the first quarter.
- At Denver (10/13), led the team with 11 tackles. Forced the Broncos to kick a field goal by stonewalling Phillip Lindsay for no gain on a third-and-one rush in the second quarter.

- Against L.A. Chargers (10/20), led the team with 11 tackles, including a stop for loss and a quarterback pressure. Combined with Logan Ryan to stuff Melvin Gordon for a two-yard loss on a rush off right guard in the opening quarter. Combined with Jeffery Simmons to stop Gordon for no gain on first-and-goal during the final goal-line stand.
- Against Tampa Bay (10/27), led the team with a career-best 14 tackles, including a stop for loss. Shot through the line and stuffed Dare Ogunbowale for a two-yard loss on a third-and-four rush up the middle in the second quarter.
- At Carolina (11/3), led the team with 12 tackles to go along with a quarterback pressure.
- Against Kansas City (11/10), registered seven tackles, a sack, two stops for loss, two quarterback pressures and a fumble recovery he returned for a touchdown. Stopped Darwin Thompson for a one-yard loss on a rush off left end in the second quarter. Scooped up a Damien Williams' fumble that was forced by David Long Jr. and raced 53 yards for a touchdown, his first career score, in the second stanza. Halted a Chiefs' drive by dropping Patrick Mahomes for a five-yard sack on third-and-two late in the fourth quarter.
- Against Jacksonville (11/24), notched three tackles, a sack, a stop for loss and a quarterback pressure. Dropped Nick Foles for a six-yard sack late in the fourth quarter.
- Against New Orleans (12/22), started at linebacker and produced 10 tackles, including two stops for loss. Stuffed Alvin Kamara for a one-yard loss on a rush up the middle in the first quarter. Stopped Deonte Harris for no gain on a short pass in the fourth quarter. Teamed with Matt Dickerson to stonewall Latavius Murray for a one-yard loss on a rush off left guard in the final quarter.
- At New England (1/4), started at linebacker in his first career postseason game and led the team with 12 tackles, including a team-high three tackles for loss. Stuffed Rex Burkhead for a one-yard loss on a rush off left guard in the first quarter. Combined with Jayon Brown to stonewall Sony Michel for no gain on a rush off right tackle in the opening quarter. Stopped Michel for a one-yard loss on a first-and-goal rush off left tackle during the Titans' goal-line stand in the second quarter. Shot through the line and stuffed Michel for a two-yard loss on a third-and-goal rush during the Titans' goal-line stand in the second quarter.
- At Baltimore (1/11), recorded nine tackles and two quarterback pressures. Stopped Mark Ingram II for no gain on a rush off right guard in the opening quarter.
- At Kansas City (1/19), started at linebacker but was in and out of the lineup because of injury. Registered a tackle on defense.

**2018 (15/7):** Played in 15 games with seven starts at linebacker as a rookie. Collected 63 tackles, six quarterback pressures, two tackles for loss and three passes defended. Was inactive for one contest. Led the team in tackles twice (vs. BAL, vs. NYJ). Tied for the team lead in passes defended once (vs. PHI). Saw action in his first career NFL game against Houston (9/16/18). Made his first career start at Jacksonville (9/23/18).

- Against Houston (9/16), made his NFL debut on special teams.
- At Jacksonville (9/23), made his first career start at linebacker and posted a tackle.
- Against Philadelphia (9/30), saw significant action as a reserve at linebacker and notched four tackles, a quarterback pressure and a pass defended.
- Against Baltimore (10/14), started at linebacker and led the team with nine tackles, including a stop for loss. Combined with Brian Orakpo to stuff Alex Collins for a one-yard loss on a rush off right end in the first quarter. Stopped Gus Edwards for no gain on a rush off right tackle late in the fourth quarter.
- Against New England (11/11), played as a reserve at linebacker and notched two tackles, two quarterback pressures and a pass defended. Combined with Austin Johnson to stop Sony Michel for no gain on a rush up the middle in the second quarter.
- At Houston (11/26), started at linebacker and recorded seven tackles and a quarterback pressure. Halted a Texans' drive by stuffing Alfred Blue for no gain on a third-and-one rush early in the fourth quarter.
- Against N.Y. Jets (12/2), played as a reserve at linebacker and led the team with eight tackles. Stuffed Isaiah Crowell for no gain on a rush off right guard in the second quarter. Ended a Jets' drive by stonewalling Crowell for no gain on a run up the middle on third-and-two in the second stanza. Stopped Elijah McGuire for no gain on a rush off right tackle in the fourth quarter.
- Against Jacksonville (12/6), saw action as a reserve at linebacker and

amassed five tackles and a quarterback pressure. Shot through the line and stonewalled Leonard Fournette for no gain on a fourth-and-goal rush from the one-yard line in the second quarter. Combined with Adoree' Jackson to stuff Carlos Hyde for a two-yard loss on a short pass in the second quarter.

- At N.Y. Giants (12/16), started at linebacker and posted five tackles, including a stop for loss and a quarterback pressure in the Titans' first shutout win since 2000. Stuffed Saquon Barkley for no gain on a rush up the middle late in the first quarter. Stonewalled Barkley for a four-yard loss on a rush off left end to begin the second half.
- Against Washington (12/22), played as a reserve at linebacker and totaled six tackles. Halted a drive by combining with Jayon Brown to stuff Adrian Peterson for no gain on a third-and-one rush off left guard in the first quarter.
- Against Indianapolis (12/30), saw action as a reserve at linebacker and registered three tackles and a pass defended. Broke up a third-and-10 pass intended for T.Y. Hilton late in the second quarter.

#### COLLEGE:

- In four seasons at Alabama (2014-17), Evans appeared in 53 games with 14 starts and totaled 152 tackles, 15.0 sacks, 23.5 tackles for loss, five passes defended, 19 quarterback hurries, two forced fumbles and two fumble recoveries. He started 14 games over his final two seasons and appeared in three CFP National Championship contests with two victories.
- As a senior (2017), played and started 12 games and tied for the team lead in tackles with 74. He led the Crimson Tide with 13 tackles for loss despite missing a pair of games due to injury. Also posted seven quarterback hurries, six sacks, three passes defended, one forced fumble and one fumble recovery. Named First Team All-American by the AFCA, Associated Press First Team All-SEC and Second Team All-SEC by conference coaches. Chosen as one of 15 semifinalists for the Butkus Award. Tabbed to the Nagurski Trophy Preseason Watch Lists and earned Second Team Preseason All-American recognition by Phil Steele.
- As a junior (2016), saw action in 14 games with two starts in his first season at inside linebacker, entering the starting lineup after an injury to Shaun Dion Hamilton. Totaled 53 tackles, four sacks, 4.5 tackles for loss, two passes defended, six quarterback hurries, one forced fumble and one fumble recovery.
- As a sophomore (2015), saw action in 14 games as outside linebacker and on special teams. Totaled 10 tackles, four sacks, four tackles for loss and three quarterback hurries.
- As a freshman (2014), appeared in 13 games as a true freshman and totaled 15 tackles, a sack, two tackles for loss and three quarterback hurries.
- Graduated from Alabama in December 2017 with a degree in psychology.

#### PERSONAL:

- Attended Auburn (Ala.) High School where he became a five-star prospect. Ranked as the No. 2 outside linebacker in the nation and No. 52 overall player by ESPN. Rated as ESPN's No. 4 player in Alabama and No. 30 player in the Southeast Region. Named First Team 6A All-State by the Alabama Sports Writers Association as a senior, and named ASWA 6A Lineman of the Year.
- As a senior, finished with 77 tackles, 17.5 sacks, five passes defended, three forced fumbles, one fumble recovery and one blocked punt.
- Son of Chenavis and Alan Evans.
- Evans is the second oldest of five children. He has one younger brother and three sisters.
- List of favorites: (TV show) "Martin"; (movies) "Transformers"; (musicians) Green Day, Boys II Men, James Brown, Michael Jackson, Prince, Jodeci; (song on his pregame playlist) "No Heart" by 21 Savage; (athlete as a child) LeBron James; (food) chicken fettuccine; and (guilty pleasure) cheesecake.
- Follow Evans on Twitter at @616evans4.
- Follow Evans on Instagram at @r.blade\_.
- Born Alan Rashaan Evans on Nov. 8, 1995 in Auburn, Ala.







# 86 ANTHONY FIRKSER

TIGHT END • 6'2" • 246 LBS • COLLEGE: HARVARD  
ACQUIRED: FREE AGENT - 2018 • NFL EXPERIENCE (NFL/TITANS): 3/3  
HOMETOWN: MANALAPAN, N.J.  
GAMES PLAYED/GAMES STARTED: 43/2 (PLAYOFFS: 4/0)



**PRO:** The Titans signed Anthony Firkser during the 2018 offseason to add competition and depth to the tight end position. The 6-foot-2-inch, 246-pounder out of Harvard appeared in 15 contests with one start during his second season in Tennessee in 2019. He was originally signed as a rookie free agent by the New York Jets following the 2017 NFL Draft and has also spent time on the Kansas City Chiefs practice squad.

### CAREER HIGHLIGHTS:

- In his second season with the Titans, Firkser appeared in a career-best 15 games and posted 14 receptions for 204 yards with a touchdown.
- In 2019, Firkser made his postseason debut and appeared in all three games while leading the team with two touchdown catches. He became the first NFL player from Harvard to score a touchdown in a postseason game.
- In 2018, Firkser made his NFL debut against Houston (9/16) and scored his first career touchdown against New York Jets (12/2). He appeared in 12 contests on the season.

### TITANS TIDBITS:

- Firkser grew up playing basketball and both roller and ice hockey at elite levels and didn't begin playing football until his sophomore year of high school.
- In the offseason, Firkser volunteers with his former high school football coach to help train and give advice to aspiring young football players in his hometown community of Manalapan, N.J.

### CAREER TRANSACTIONS:

- The Manalapan, N.J., native was originally signed by the New York Jets as an undrafted free agent on May 5, 2017.
- Released by the Jets on Sept. 2, 2017.
- Signed by the Kansas City Chiefs to the team's practice squad on Nov. 29, 2017.
- Signed by the Chiefs to a future's contract on Jan. 8, 2018.
- Released by the Chiefs on April 30, 2018.
- Signed by the Titans as a free agent on May 14, 2018 following a rookie minicamp tryout.
- Waived by the Titans on Sept. 17, 2018 and signed to the team's practice squad a day later.
- Signed by the Titans to their active roster from the practice squad on Oct. 9, 2018.

### SEASON RECAPS:

**2020 (16/1, 1/0 - Tennessee):** Played in all 16 games with a start at tight end and ranked fourth on the team with a career-high 39 receptions and a career-best 387 receiving yards with a touchdown. Played as a reserve in the postseason contest and caught two passes for 44 yards. Registered a career-best eight receptions and 113 receiving yards against Houston (10/18/20). Led the team lead in receptions once in 2020 (vs. HOU). Led the team in receiving yards once in 2020 (vs. HOU).

- At Denver (9/14), saw action as a reserve at tight end and hauled in two receptions for five yards.
- Against Jacksonville (9/20), played as a reserve at tight end and snared four catches for 45 yards. Extended the Titans' second touchdown drive with a 14-yard grab on third-and-six in the first quarter. Hauled in a 16-yard pass setting up a 51-yard Stephen Gostkowski field goal as time expired in the first half. Drew a key pass interference penalty on third-and-five during the game-winning scoring drive in the fourth quarter.
- At Minnesota (9/27), saw action as a reserve at tight end.
- Against Buffalo (10/13), started at tight end and hauled in three passes for

19 yards. Kept the Titans' third touchdown drive alive with a 12-yard catch on third-and-four in the second quarter.

- Against Houston (10/18), played as a reserve at tight end and led the team with career-bests in receptions (8) and receiving yards (118) to go along with a touchdown. Totaled two catches for 30 yards during the game-tying drive late in the fourth quarter. Gave the Titans a 7-0 lead with a seven-yard touchdown catch in the opening stanza. Kept the Titans' third touchdown drive alive with a five-yard grab on third-and-five in the second quarter. Hauled in a career-long 45-yard reception over the middle in the third quarter.
- Against Pittsburgh (10/25), saw action as a reserve at tight end and caught two passes for seven yards.
- At Cincinnati (11/1), played as a reserve at tight end and collected two receptions for 36 yards.
- Against Chicago (11/8), saw action as a reserve at tight end and caught three passes for 19 yards. Extended the Titans' first touchdown drive with a nine-yard catch on third-and-seven in the second quarter. Extended the Titans' final touchdown drive with a 12-yard reception on third-and-four in the final stanza.
- Against Indianapolis (11/12), played as a reserve at tight end and caught one pass for five yards. Kept a Titans' scoring drive alive with a five-yard catch on third-and-two early in the second quarter.
- At Baltimore (11/22), saw action as a reserve at tight end and hauled in four receptions for 33 yards. Hauled in a 12-yard catch on third-and-10 late in the third quarter to extend a Titans' scoring drive.
- At Indianapolis (11/29), played as a reserve at tight end.
- Against Cleveland (12/6), saw action as a reserve at tight end and grabbed five receptions for 51 yards. Extended a Titans' touchdown drive in the fourth quarter with a six-yard grab on third-and-five.
- At Jacksonville (12/13), played as a reserve at tight end and caught one pass for five yards.
- Against Detroit (12/20), saw action as a reserve at tight end and snared one reception for 20 yards. Converted a critical third-and-11 to extend a touchdown drive with 20-yard reception late in the third quarter.
- At Green Bay (12/27), played as a reserve at tight end and caught one pass for 11 yards.
- At Houston (1/3), saw action as a reserve at tight end and snared two receptions for 18 yards in the Titans' division-clinching victory. Extended the Titans' opening touchdown drive of the second half with a 12-yard catch on third-and-10 in the third quarter.
- Against Baltimore (1/10), played as a reserve at tight end and snared two receptions for 44 yards. Extended the Titans' opening touchdown drive with a nine-yard grab on third-and-four. Kept the Titans' second scoring drive alive with a 35-yard catch-and-run reception on third-and-one in the first quarter.

**2019 (15/1, 3/0 - Tennessee):** Saw action in 15 games with one start at tight end and hauled in 14 passes for 204 yards with a touchdown. Was inactive for one contest. Played as a reserve in all three postseason games and snared three receptions for 45 yards with a team-best two receiving touchdowns. Tied for the team lead in receptions twice in 2019 (at IND, at NE). Led the team in receiving yards once in 2019 (at NE).

- At Denver (10/13), played as a reserve at tight end and snared one reception for 25 yards. Made a leaping 25-yard grab over the middle on third-and-12 late in the fourth quarter.
- Against L.A. Chargers (10/20), saw action as a reserve at tight end and hauled in one pass for 27 yards. Helped set up a Titans' touchdown with a 27-yard catch late in the third stanza.
- Against Tampa Bay (10/27), played as a reserve at tight end and hauled

in three receptions for 43 yards.

- Against Kansas City (11/10), played as a reserve at tight end and snared three receptions for 36 yards with a touchdown. Cut the Chiefs' lead to 10-7 with a diving nine-yard touchdown catch in the second quarter. Set up the game-winning score with a 20-yard grab over the middle with less than a minute remaining in the fourth quarter.
- At Indianapolis (12/1), saw action as a reserve at tight end and tied for the team lead with three catches for 22 yards. Extended the Titans' opening touchdown drive with a four-yard grab on third-and-two in the first quarter.
- At Oakland (12/8), played as a reserve at tight end and hauled in one reception for 39 yards. Set up a Titans' field goal attempt with a career-long 39-yard reception late in the second quarter.
- Against Houston (12/15), made his first career start at tight end and posted one catch for seven yards.
- At New England (1/4), played as a reserve at tight end in his postseason debut and tied for the team lead with two catches for a team-best 23 yards and a touchdown. Became the first NFL player from Harvard to score a touchdown in a postseason game. Gave the Titans a 7-3 lead with a 12-yard touchdown grab on third-and-10 in the first quarter. Converted a key third-and-eight with an 11-yard catch along the sideline allowing the offense to run more clock late in the fourth quarter.
- At Kansas City (1/19), played as a reserve at tight end and snared a touchdown. Cut the Chiefs' lead to 35-24 with a 22-yard touchdown reception in the final quarter.

**2018 (12/0 - Tennessee):** Played in 12 games in his first season with the Titans. Collected 19 receptions for 225 yards with a touchdown. Was inactive for one contest. Spent three weeks on the team's practice squad early in the season. Tied for the team lead in receptions twice in 2018 (vs. BAL, vs. NYJ). Tied for the team lead in receiving yards once in 2018 (at IND). Saw action in his first career NFL game against Houston (9/16/18). Registered his first career touchdown against N.Y. Jets (12/2/18).

- Against Houston (9/16), made his NFL debut as a reserve tight end and on special teams.
- Against Baltimore (10/14), played as a reserve at tight end and tied for the team lead with two receptions for 25 yards. Snared his first career reception on an 18-yard pass on third-and-six in the second quarter.
- Against New England (11/11), saw action as a reserve at tight end and hauled in one reception for 11 yards. Extended the Titans' third touchdown drive with a leaping, 11-yard grab on third-and-two late in the second quarter.
- At Indianapolis (11/18), played as a reserve at tight end and tied for the team lead with 44 receiving yards on three catches. Extended the Titans' touchdown drive with a 28-yard reception on third-and-eight in the fourth quarter.
- At Houston (11/26), saw action as a reserve at tight end and set career highs with four receptions and 52 receiving yards.
- Against N.Y. Jets (12/2), played as a reserve at tight end and snared three catches for 42 yards with his first career touchdown. Cut the Jets' lead to 16-6 with his first career touchdown, a 12-yard reception, just before halftime. Hauled in a 25-yard catch during the Titans' game-winning touchdown drive.
- Against Jacksonville (12/6), saw action as a reserve at tight end and snagged three passes for 27 yards. Kept the Titans' initial touchdown drive of the second half alive with a 10-yard catch on third-and-eight in the third quarter.
- Against Washington (12/22), saw action as a reserve at tight end and hauled in two receptions for 16 yards. Kept the Titans' second scoring drive alive with a 12-yard catch-and-run reception on third-and-11 in the

second quarter.

**2017 (0/0 - Kansas City):** Spent training camp with the Jets but was released prior to the start of the regular season. Signed to the Chiefs practice squad for the final five weeks of the regular season and during the playoffs.

#### COLLEGE:

- Appeared in 29 games with 24 starts over four seasons at Harvard (2013-16) and caught 99 passes for 1,559 yards and 14 touchdowns. Ranks 12th all-time in school history in receptions, ninth all-time in receiving yards and sixth all-time in touchdown receptions. Named to the All-Ivy League second team as both a junior and sophomore.
- As a senior (2016), started all 10 games for Harvard and made 45 receptions for 702 yards and seven touchdowns.
- As a junior (2015), started nine games and caught 22 passes for 372 yards and three touchdowns. Named to the All-Ivy League second team for the second consecutive season.
- As a sophomore (2014), appeared in 10 games for Harvard and made 32 catches for 485 yards and four touchdowns. Tied for first on the team in touchdown receptions and ranked second on the squad in both catches and yards. Named to the All-Ivy second team.
- As a freshman (2013), did not see game action.
- Graduated from Harvard in 2017 with a degree in applied mathematics.

#### PERSONAL:

- Attended Manalapan (N.J.) High School, where he was named All-Shore Offensive Player of the Year as a senior wide receiver. Also was a two-time All-Shore first team selection.
- Set Manalapan's records in receptions (110), receiving yards (2,118) and touchdown receptions (19).
- Was also a four-year letter winner in basketball.
- He enjoys pencil drawings, jigsaw puzzles and playing online collectible card games.
- Brother, Josh, played football at Wagner.
- Son of Alex and Donna Firkser.
- Follow Firkser on Instagram at @asapfirk.
- Born Anthony Paul Firkser on Feb. 19, 1995 in Manalapan, N.J.

## ANTHONY FIRKSER'S GAME-BY-GAME

2018 Tennessee Titans					RECEIVING				
Date	Opp.	W/L	P/S	No	Yds	Avg	Lg	TD	
Sept 9	@ Mia	L	IA						
Sept 16	Hou	W	p	0	0	-	0	0	
Sept 23	@ Jax	W	PS						
Sept 30	Phi	W	PS						
Oct 7	@ Buf	L	PS						
Oct 14	Bal	L	p	2	25	12.5	18	0	
Oct 21	@ LAC	L	p	0	0	-	0	0	
Nov 5	@ Dal	W	p	0	0	-	0	0	
Nov 11	NE	W	p	1	11	11.0	11	0	
Nov 18	@ Ind	L	p	3	44	14.7	28	0	
Nov 26	@ Hou	L	p	4	52	13.0	20	0	
Dec 2	NYJ	W	p	3	42	14.0	25	1	
Dec 6	Jax	W	p	3	27	9.0	16	0	
Dec 16	@ NYG	W	p	0	0	-	0	0	
Dec 22	Was	W	p	2	16	8.0	12	0	
Dec 30	Ind	L	p	1	8	8.0	8	0	
<b>Totals</b>		<b>9-7</b>	<b>12/0</b>	<b>19</b>	<b>225</b>	<b>11.8</b>	<b>28</b>	<b>1</b>	

2019 Tennessee Titans					RECEIVING				
Date	Opp.	W/L	P/S	No	Yds	Avg	Lg	TD	
Sept 8	@ Cle	W	p	0	0	-	0	0	
Sept 15	Ind	L	p	0	0	-	0	0	
Sept 19	@ Jax	L	p	0	0	-	0	0	
Sept 29	@ Atl	W	IA						
Oct 6	Buf	L	p	0	0	-	0	0	
Oct 13	@ Den	L	p	1	25	25.0	25	0	
Oct 20	LAC	W	p	1	27	27.0	27	0	
Oct 27	TB	W	p	3	43	14.3	23	0	
Nov 3	@ Car	L	p	0	0	-	0	0	
Nov 10	KC	W	p	3	36	12.0	20	1	
Nov 24	Jax	W	p	0	0	-	0	0	
Dec 1	@ Ind	W	p	3	22	7.3	13	0	
Dec 8	@ Oak	W	p	1	39	39.0	39	0	

Dec 15	Hou	L	S	1	7	7.0	7	0
Dec 22	NO	L	p	0	0	-	0	0
Dec 29	@ Hou	W	p	1	5	5.0	5	0
<b>Totals</b>		<b>9-7</b>	<b>15/1</b>	<b>14</b>	<b>204</b>	<b>14.6</b>	<b>39</b>	<b>1</b>
<b>Playoffs</b>								
Jan 4	@ NE	W	p	2	23	11.5	12t	1
Jan 11	@ Bal	W	p	0	0	-	0	0
Jan 19	@ KC	L	p	1	22	22.0	22t	1
<b>Totals</b>		<b>2-1</b>	<b>3/0</b>	<b>3</b>	<b>45</b>	<b>15.0</b>	<b>22t</b>	<b>2</b>

2020 Tennessee Titans					RECEIVING				
Date	Opp.	W/L	P/S	No	Yds	Avg	Lg	TD	
Sept 14	@ Den	W	p	2	5	2.5	6	0	
Sept 20	Jax	W	p	4	45	11.3	16	0	
Sept 27	@ Min	W	p	0	0	-	0	0	
Oct 13	Buf	W	S	3	19	6.3	12	0	
Oct 18	Hou	W	p	8	113	14.1	45	1	
Oct 25	Pit	L	p	2	7	3.5	4	0	
Nov 1	@ Cin	L	p	2	36	18.0	26	0	
Nov 8	Chi	W	p	3	19	6.3	12	0	
Nov 12	Ind	L	p	1	5	5.0	5	0	
Nov 22	@ Bal	W	p	4	33	8.3	12	0	
Nov 29	@ Ind	W	p	0	0	-	0	0	
Dec 6	Cle	L	p	5	51	10.2	14	0	
Dec 13	@ Jax	W	p	1	5	5.0	5	0	
Dec 20	Det	W	p	1	20	20.0	20	0	
Dec 27	@ GB	L	p	1	11	11.0	11	0	
Jan 3	@ Hou	W	p	2	18	9.0	12	0	
<b>Totals</b>		<b>11-5</b>	<b>16/1</b>	<b>39</b>	<b>387</b>	<b>9.9</b>	<b>45</b>	<b>1</b>	
<b>Playoffs</b>									
Jan 10	Bal	L	p	2	44	22.0	35	0	
<b>Totals</b>		<b>0-1</b>	<b>1/0</b>	<b>2</b>	<b>44</b>	<b>22.0</b>	<b>35</b>	<b>0</b>	

## ANTHONY FIRKSER'S NFL STATISTICS

REGULAR SEASON				RECEIVING					RUSHING				
Year	Team	GP	GS	No	Yds	Avg	Lg	TD	Att	Yds	Avg	Lg	TD
2017	Kansas City								Practice Squad				
2018	Tennessee	12	0	19	225	11.8	28	1	0	0	-	0	0
2019	Tennessee	15	1	14	204	14.6	39	1	0	0	-	0	0
2020	Tennessee	16	1	39	387	9.9	45	1	0	0	-	0	0
<b>NFL Totals</b>		<b>43</b>	<b>2</b>	<b>72</b>	<b>816</b>	<b>11.3</b>	<b>45</b>	<b>3</b>	<b>0</b>	<b>0</b>	<b>-</b>	<b>0</b>	<b>0</b>

PLAYOFFS				RECEIVING					RUSHING				
Year	Team	GP	GS	No	Yds	Avg	Lg	TD	Att	Yds	Avg	Lg	TD
2019	Tennessee	3	0	3	45	15.0	22t	2	0	0	-	0	0
2020	Tennessee	1	0	2	44	22.0	35	0	0	0	-	0	0
<b>NFL Totals</b>		<b>4</b>	<b>0</b>	<b>5</b>	<b>89</b>	<b>17.8</b>	<b>35</b>	<b>2</b>	<b>0</b>	<b>0</b>	<b>-</b>	<b>0</b>	<b>0</b>

### Single-Game Highs

Receptions - **8 vs. Houston (10/18/20)**  
 Receiving Yards - **113 vs. Houston (10/18/20)**  
 Long Reception - **45 vs. Houston (10/18/20)**  
 Touchdowns - **1 (Three times, last vs. Houston 10/18/20)**

### Playoff Single-Game Highs

Receptions - **2 (Twice, last vs. Baltimore 1/10/21)**  
 Receiving Yards - **44 vs. Baltimore (1/10/21)**  
 Long Reception - **35 vs. Baltimore (1/10/21)**  
 Touchdowns - **1 (Twice, last at Kansas City 1/19/20)**

### Additional Career Statistics

Misc. Tackles - **1 (2020)**



# 45 D'ONTA FOREMAN

RUNNING BACK • 6'1" • 236 LBS • COLLEGE: TEXAS

ACQUIRED: FREE AGENT - 2020 • NFL EXPERIENCE (NFL/TITANS): 3/1

HOMETOWN: TEXAS CITY, TEXAS

GAMES PLAYED/GAMES STARTED: 17/1 (PLAYOFFS: 1/0)

**PRO:** The Titans signed D'Onta Foreman to the practice squad during Week 4 of the 2020 season to bring depth and experience to the running back corps. The 6-foot-1-inch, 236-pounder was originally drafted by the Houston Texans in the third round (89th overall) of the 2017 NFL Draft. The University of Texas product has appeared in 11 NFL contests with one start over two seasons (2017-18) for the Texans and posted 326 rushing yards on 85 carries with two rushing touchdowns, as well as eight catches for 111 yards with a receiving score. The Texas City, Texas native has also spent time with the Indianapolis Colts prior to arriving in Tennessee.

#### TITANS TIDBITS:

- Foreman was a consensus All-American in 2016, making him the first Texas running back to earn those honors since Ricky Williams in 1998. Foreman also won the 2016 Doak Walker Award, the 2016 Earl Campbell Tyler Rose Award, and was a 2016 Heisman Trophy candidate.
- His twin brother, Armanti, was a wide receiver for the Longhorns.
- Foreman's son, D'Onta Jr., was born prematurely in September 2016 and passed away on Nov. 5, 2016 due to an intestinal infection. On the day of his passing, Foreman carried Texas to a road win at Texas Tech and rushed 33 times for 341 yards and three touchdowns, all career-high marks. "It was just something about that game, it was like, 'I'm doing it for my son. I'm leaving it all out here,'" Foreman said.
- Foreman founded the D'Onta Foreman Family Foundation, which advocates for fathers to become more involved in their children's lives.

#### CAREER TRANSACTIONS:

- The Texas City, Texas native was originally selected by the Houston Texans in the third round (89th overall) of the 2017 NFL Draft.
- Waived by the Texans on Aug. 4, 2019.
- Claimed off of waivers by the Indianapolis Colts on Aug. 5, 2019.
- Waived by the Colts on Aug. 24, 2019.
- Signed by the Titans to the team's practice squad on Sept. 29, 2020.
- Activated from the practice squad to the active roster standard elevation on Oct. 31, 2020.
- Signed by the Titans to their active roster from the practice squad on Nov. 7, 2020.

#### SEASON RECAPS:

- 2020 (6/0, 0/0 - Tennessee):** Appeared in six games in his first season with the Titans. Rushed 22 times for 95 yards and caught a five-yard touchdown pass. Was inactive for four games. Spent three weeks on the team's practice squad. Was elevated to the active roster from the practice squad on gameday once. Was inactive for the postseason contest.
- At Cincinnati (11/1), made his Titans debut as a reserve at running back and rushed five times for 37 yards. It was his first appearance in an NFL contest since 2018.
  - Against Chicago (11/8), played as a reserve at running back and carried the ball five times for 11 yards.
  - Against Indianapolis (11/12), saw action as a reserve at running back and rushed seven times for 18 yards while adding a touchdown reception. Gave the Titans an early 7-0 lead with a five-yard touchdown catch in the right flat in the opening stanza.
  - At Baltimore (11/22), saw limited action at running back and rushed once for one yard.
  - At Indianapolis (11/29), played as a reserve at running back and rushed four times for 28 yards.
  - Against Cleveland (12/6), saw action as a reserve on special teams.
  - At Jacksonville (12/13), was inactive.

- Against Detroit (12/20), was inactive.
- At Green Bay (12/27), was inactive.
- At Houston (1/3), was inactive.
- Against Baltimore (1/10), was inactive.

**2019 (0/0 - Indianapolis):** Spent a portion of training camp with the Colts before being waived-injured.

- 2018 (1/0; 1/0 - Houston):** Appeared in one game and one postseason contest while with the Houston Texans. Finished with two receptions for 28 yards and one touchdown, and rushed seven times for -1 yard in the regular season. Carried the ball once for three yards in the playoffs. Was on the physically unable to perform list Weeks 1-13. Was inactive for Weeks 14-15 and Week 17.
- At Philadelphia (12/23), caught two passes for 28 yards and one touchdown, his first career receiving score, in his season debut.
  - Against Indianapolis on Wild Card Weekend (1/5/19), carried the ball once for three yards.

- 2017 (10/1 - Houston):** Saw action in 11 games with one start as a rookie before being placed on injured reserve. Rushed 78 times for 327 yards and two touchdowns, and caught six passes for 83 yards.
- Against Jacksonville (9/10), made his NFL debut and carried the ball once for four yards.
  - At New England (9/24), tallied eight rushes for 25 yards and made two catches for a career-best 65 yards. Led the team with 90 all-purpose yards.
  - Against Tennessee (10/1), recorded a career-high 13 carries for 45 yards.
  - Against Cleveland (10/15), carried the ball 12 times for 59 yards including a career-long 39-yard gain.
  - At Los Angeles Rams (11/12), made his first career start and rushed seven times for 18 yards.
  - Against Arizona (11/19), carried the ball 10 times for a career-high 65 yards and two touchdowns. Also caught three passes for 15 yards.

#### COLLEGE:

- Played in 28 games with 10 starts over three seasons at the University of Texas (2014-16). Totaled 433 carries for 2,782 yards and 20 touchdowns as a Longhorn. His 2,782 rushing yards ranks ninth in school history. Posted 15 career 100-yard rushing games, including a school-best 13 consecutive performances to end his career at Texas. Added 13 receptions for 146 yards.
- As a junior (2016), appeared in 11 games with 10 starts and carried the ball 323 times for 2,028 yards and 15 touchdowns. Posted 100-yard rushing games in all 11 contests. Added seven catches for 75 yards. His 2,028 rushing yards were the second-most in program history and in the top 20 for most in a single season in NCAA history. Was a consensus All-American, making him the first Texas running back to earn that honor since Ricky Williams in 1998. Awarded the 2016 Doak Walker Award, the 2016 Earl Campbell Tyler Rose Award, and finished eighth in Heisman Trophy voting. Was a unanimous first-team All-Big 12 selection by conference coaches and Associated Press. Earned first-team All-American recognition by Associated Press, Sporting News, Football Writers Association of America, American Football Coaches Association, ESPN.com, Sports Illustrated, FOX Sports, CBS Sports, Phil Steele and USA Today.
- As a sophomore (2015), saw action in 10 games and rushed 95 times for 681 yards and five touchdowns. Added five receptions for 64 yards. Finished eighth in the Big 12 with a team-high 681 rush yards. Ranked seventh in the league with four 100-yard games. Earned second-team

Academic All-Big 12 recognition.

- As a true freshman (2014), played in seven games as a reserve and on special teams. Rushed 15 times for 73 yards and caught one seven-yard pass.

**PERSONAL:**

- Attended Texas City (Texas) High School where he rushed for 4,382 yards and 61 touchdowns in his career.
- Four-time district honoree and named second-team 4A All-State as a running back by the Associated Press as a senior in 2013 after rushing for 2,102 yards and 31 touchdowns on 202 carries.
- Shared District 24-4A MVP honors with his twin brother, Armanti, in 2013.
- Tabbed first-team All-District 24-4A as a running back and second-team All-District 24-4A as a linebacker as a junior in 2012. Rushed 112 times for 1,073 and 18 touchdowns.
- Ranked as the No. 67 running back nationally and No. 143 player in Texas

by 247 Sports.

- Has one brother, Armanti.
- Has a daughter, Nike, and a son, Master.
- Son of Derrick Foreman and Shawn Smith.
- Follow Foreman on Twitter @D33\_foreman and Instagram at @iamdeeforeman.
- Born D'Onta Foreman on April 24, 1996 in Texas City, Texas.

## D'ONTA FOREMAN'S GAME-BY-GAME

2017 Houston Texans		RUSHING							RECEIVING						
Date	Opp	W/L	P/S	Att	Yds	Avg	Lg	TD	No	Yds	Avg	Lg	TD		
Sept 10	Jax	L	p	1	4	4.0	4	0	0	0	-	-	0		
Sept 14	@ Cin	W	p	12	40	3.3	9	0	0	0	-	-	0		
Sept 24	@ NE	L	p	8	25	3.1	5	0	2	65	32.5	34	0		
Oct 1	Ten	W	p	13	45	3.5	16	0	0	0	-	-	0		
Oct 8	KC	L	p	4	34	8.5	25	0	1	3	3.0	3	0		
Oct 15	Cle	W	p	12	59	4.9	39	0	0	0	-	-	0		
Oct 29	@ Sea	L	p	0	0	-	-	0	0	0	-	-	0		
Nov 5	Ind	L	p	11	37	3.4	8	0	0	0	-	-	0		
Nov 12	@ LAR	L	S	7	18	2.6	6	0	0	0	-	-	0		
Nov 19	Ari	W	p	10	65	6.5	34t	2	3	15	5.0	8	0		
Nov 27	@ Bal	L		Placed on injured reserve on Nov. 22, 2017											
Dec 3	@ Ten	L													
Dec 10	SF	L													
Dec 17	@ Jax	L													
Dec 25	Pit	L													
Dec 31	@ Ind	L													
<b>Totals</b>				<b>4-12</b>	<b>10/1</b>	<b>78</b>	<b>327</b>	<b>4.2</b>	<b>39</b>	<b>2</b>	<b>6</b>	<b>83</b>	<b>13.8</b>	<b>34</b>	<b>0</b>

2018 Houston Texans		RUSHING							RECEIVING						
Date	Opp	W/L	P/S	Att	Yds	Avg	Lg	TD	No	Yds	Avg	Lg	TD		
Sept 9	@ NE	L	PUP												
Sept 16	@ Ten	L	PUP												
Sept 23	NYG	L	PUP												
Sept 30	@ Ind	W	PUP												
Oct 7	Dal	W	PUP												
Oct 14	Buf	W	PUP												
Oct 21	@ Jax	W	PUP												
Oct 25	Mia	W	PUP												
Nov 4	@ Den	W	PUP												
Nov 18	@ Was	W	PUP												

Nov 26	Ten	W	PUP												
Dec 2	Cle	W	PUP												
Dec 9	Ind	L	IA												
Dec 15	@ NYJ	W	IA												
Dec 23	@ Phi	L	p	7	-1	-0.1	2	0	2	28	14.0	20t	1		
Dec 30	Jax	W	IA												
<b>Totals</b>				<b>11-5</b>	<b>1/0</b>	<b>7</b>	<b>-1</b>	<b>-0.1</b>	<b>2</b>	<b>0</b>	<b>2</b>	<b>28</b>	<b>14.0</b>	<b>20t</b>	<b>1</b>

Playoffs		RUSHING							RECEIVING						
Date	Opp	W/L	P/S	Att	Yds	Avg	Lg	TD	No	Yds	Avg	Lg	TD		
Jan 5	Ind	L	p	1	3	3.0	3	0	0	0	-	-	0		
<b>Totals</b>				<b>0-1</b>	<b>1/0</b>	<b>1</b>	<b>3</b>	<b>3.0</b>	<b>3</b>	<b>0</b>	<b>0</b>	<b>0</b>	<b>-</b>	<b>-</b>	<b>0</b>

2020 Tennessee Titans		RUSHING							RECEIVING						
Date	Opp	W/L	P/S	Att	Yds	Avg	Lg	TD	No	Yds	Avg	Lg	TD		
Oct 13	Buf	W	PS												
Oct 18	Hou	W	PS												
Oct 25	Pit	L	PS												
Nov 1	@ Cin	L	p	5	37	7.4	15	0	0	0	-	0	0		
Nov 8	Chi	W	p	5	11	2.2	3	0	0	0	-	0	0		
Nov 12	Ind	L	p	7	18	2.6	8	0	1	5	5.0	5t	1		
Nov 22	@ Bal	W	p	1	1	1.0	1	0	0	0	-	0	0		
Nov 29	@ Ind	W	p	4	28	7.0	12	0	0	0	-	0	0		
Dec 6	Cle	L	p	0	0	-	0	0	0	0	-	0	0		
Dec 13	@ Jax	W	IA												
Dec 20	Det	W	IA												
Dec 27	@ GB	L	IA												
Jan 3	@ Hou	W	IA												
<b>Totals</b>				<b>8-5</b>	<b>6/0</b>	<b>22</b>	<b>95</b>	<b>4.3</b>	<b>15</b>	<b>0</b>	<b>1</b>	<b>5</b>	<b>5.0</b>	<b>5t</b>	<b>1</b>

Playoffs		RUSHING							RECEIVING						
Date	Opp	W/L	P/S	Att	Yds	Avg	Lg	TD	No	Yds	Avg	Lg	TD		
Jan 10	Bal	L	IA												
<b>Totals</b>				<b>0-1</b>	<b>0/0</b>	<b>0</b>	<b>0</b>	<b>-</b>	<b>0</b>	<b>0</b>	<b>-</b>	<b>0</b>	<b>0</b>		

## D'ONTA FOREMAN'S NFL STATISTICS

### REGULAR SEASON

Year	Team	REGULAR SEASON		RUSHING					RECEIVING				
		GP	GS	No	Yds	Avg	Lg	TD	Att	Yds	Avg	Lg	TD
2017	Houston	10	1	78	327	4.2	39	2	6	83	13.8	34	0
2018	Houston	1	0	7	-1	-0.1	2	0	2	28	14.0	20t	1
2020	Tennessee	6	0	22	95	4.3	15	0	1	5	5.0	5t	1
<b>NFL Totals</b>		<b>17</b>	<b>1</b>	<b>107</b>	<b>421</b>	<b>3.9</b>	<b>39</b>	<b>2</b>	<b>9</b>	<b>116</b>	<b>12.9</b>	<b>34</b>	<b>2</b>

### PLAYOFFS

Year	Team	PLAYOFFS		RUSHING					RECEIVING				
		GP	GS	No	Yds	Avg	Lg	TD	Att	Yds	Avg	Lg	TD
2018	Houston	1	0	1	3	3.0	3	0	0	0	-	0	0
2020	Tennessee	0	0	0	0	-	0	0	0	0	-	0	0
<b>NFL Totals</b>		<b>1</b>	<b>0</b>	<b>1</b>	<b>3</b>	<b>3.0</b>	<b>3</b>	<b>0</b>	<b>0</b>	<b>0</b>	<b>-</b>	<b>0</b>	<b>0</b>

#### Single-Game Highs

Rushes - 13 vs. Tennessee (10/1/17)  
 Rushing Yards - 65 vs. Arizona (11/19/17)  
 Long Rush - 39 vs. Cleveland (10/15/17)  
 Rushing Touchdowns - 2 vs. Arizona (11/19/17)  
 Receptions - 3 vs. Arizona (11/19/17)  
 Receiving Yards - 65 at New England (9/24/17)  
 Long Reception - 34 at New England (9/24/17)  
 Receiving Touchdowns - **1 (Twice, last vs. Indianapolis 11/12/20)**

#### Playoff Single-Game Highs

Rushes - 1 vs. Indianapolis (1/5/19)  
 Rushing Yards - 3 vs. Indianapolis (1/5/19)  
 Long Rush - 3 vs. Indianapolis (1/5/19)



# 26 KRISTIAN FULTON

CORNERBACK • 5'11" • 197 LBS • COLLEGE: LOUISIANA STATE  
ACQUIRED: 2ND ROUND - 2020 • NFL EXPERIENCE: ROOKIE  
HOMETOWN: NEW ORLEANS, LA.  
GAMES PLAYED/GAMES STARTED: 6/2 (PLAYOFFS: 1/0)



**PRO:** The Titans selected Kristian Fulton with the 61st overall pick in the second round of the 2020 NFL Draft. The 5-foot-11 inch, 197-pound defender displays excellent speed when defending vertical routes and has the versatility to play both outside and in the slot. The New Orleans, La., native helped guide the Tigers to a CFP National Championship title as a senior in 2019. A two-year starter at Louisiana State, Fulton appeared in 28 games with 25 starts and finished his career with 65 tackles, 25 passes defended and two interceptions.

#### CAREER HIGHLIGHTS:

- As a senior in 2019, Fulton helped LSU secure a National Championship victory over Clemson with a career-high six tackles and one pass defended. He earned second-team All-SEC honors as a senior.

#### TITANS TIDBITS:

- Fulton's older brother, Keith Fulton, played wide receiver at LSU. Kristian and Keith were teammates in 2018.
- Fulton wears jersey No. 26 to fuel his competitive fire. "It just reminds me every day that I had eight corners selected before me," Fulton told the Official Titans Podcast. Two plus six equals eight, "So, if you add it up, it's a reminder for me every day."
- His grandfather, Louis Fulton, passed away from coronavirus complications on April 6, 2020, just 18 days before Fulton was drafted.

#### CAREER TRANSACTIONS:

- The New Orleans, La., native was selected by the Titans in the second round (61st overall) of the 2020 NFL Draft.

#### SEASON RECAPS:

**2020 (6/2, 1/0):** Played in six games with two starts at cornerback as a rookie and registered 16 tackles, an interception and a sack. Was inactive for three games. Placed on injured reserve on Oct. 31 and missed seven games. Activated from injured reserve designated to return on Dec. 15. Saw action as a reserve in the postseason contest. Made his NFL debut at Denver (9/14/20). Collected his first career interception against Jacksonville (9/20/20). Made his first career start against Houston (10/18/20). Tied for the team lead in sacks once in 2020 (at MIN).

- At Denver (9/14), played as a reserve at cornerback in his first NFL contest and collected four tackles.
- Against Jacksonville (9/20), saw action as a reserve at cornerback and posted three tackles and his first career NFL interception. Registered his first career interception off a deflected Gardner Minshew II pass and raced 44 yards to the Jaguars' 30-yard line setting up the Titans second touchdown.
- At Minnesota (9/27), played as a reserve at cornerback and registered two tackles, a sack and a quarterback pressure. Posted his first career sack by dropping Kirk Cousins for a seven-yard loss in the final quarter.
- Against Buffalo (10/13), was inactive after coming off reserve/COVID-19 earlier in the day.
- Against Houston (10/18), made his first career start at cornerback and produced three tackles.
- Against Pittsburgh (10/25), started at cornerback and registered three tackles before leaving the game late in the second quarter with an injury.
- Against Detroit (12/20), was inactive.
- At Green Bay (12/27), was inactive.
- At Houston (1/3), returned to the lineup as a reserve at cornerback and notched a tackle in the Titans' division-clinching victory.
- Against Baltimore (1/10), played as a reserve at cornerback in his

postseason debut.

#### COLLEGE:

- During a three-year career at Louisiana State, played in 28 games with 25 starts and totaled 65 tackles, two tackles for loss, 25 passes defended, two interceptions and one forced fumble.

**AS A SENIOR (2019),** started all 15 games and posted 38 tackles, one tackle for loss, 15 passes defended and one interception. Earned second-team All-SEC recognition by the Associated Press.

- Against Florida (10/12), recorded three tackles and one pass defended.
- At Mississippi State (10/19), tallied three tackles, two passes defended and one interception. Allowed one reception on five targets.
- At Alabama (11/9), amassed two tackles and one pass defended. Allowed one reception on two targets.
- Against Georgia (12/7), posted one tackle and one pass defended in the SEC Championship. Allowed one reception on five targets.
- Against Clemson (1/13/20), notched a career-high six tackles, one tackle for loss and one pass defended en route to winning a National Championship.

**AS A JUNIOR (2018),** started 10 games and tallied 25 tackles, one tackle for loss, 10 passes defended, one interception and one forced fumble.

- Against Miami (9/2), recorded three tackles and two passes defended in his first game since 2016.
- Against Southeastern Louisiana (9/8), posted a then career-high five tackles.
- Against Louisiana Tech (9/22), notched three tackles, two passes defended and one forced fumble.
- Against Georgia (10/13), made one tackle and his first career interception.
- At Arkansas (11/10), amassed one tackle, one tackle for loss and one pass defended before suffering a season-ending injury.

**AS A SOPHOMORE (2017),** did not see game action.

**AS A FRESHMAN (2016),** appeared in three games and totaled two tackles.

- Against Missouri (10/1), saw action in his first career game and posted one tackle.
- Graduated from Louisiana State in December 2019 with a degree in sports administration.

#### PERSONAL:

- Attended Archbishop Rummel (Metairie, La.) High School where he was a five-star prospect by 247Sports and a four-star prospect by Rivals, Scouts and ESPN.
- Listed as the No. 1 overall prospect in Louisiana by Rivals and 247 Sports, and the No. 3 corner in the nation by ESPN and Scout.
- Earned Defensive Player of the Year honors on the New Orleans Times Picayune All-Metro list as a senior.
- Named the New Orleans Advocate's Defensive Player of the Year as a junior after tallying 11 interceptions.
- Also played basketball and ran track (hurdles, long jump and triple jump).
- List of favorites: (TV show) "Snowfall," "Power," "Ozark," and "Martin"; (movies) "Harlem Nights," "Maze Runner," and "Harry Potter"; (musicians) Meek Mill and Kodak Black.
- Follow Fulton on Twitter and Instagram at @Kriss1\_.
- Son of Michelle and Keith Fulton.
- Has two brothers and one sister.
- Born Kristian Michael Shaw Fulton on Sept. 3, 1998 in New Orleans, La.



## KRISTIAN FULTON'S COLLEGE STATISTICS

SEASON		TACKLES										INTERCEPTIONS					FUMBLES		
Year	Team	GP	GS	Tot	Solo	Asst	Sk	Yds	QBP	TFL	No	Yds	Lg	TD	PD	FF	FR	Yds	
2016	Louisiana State	3	0	2	1	1	0.0	0.0	N/A	0	0	0	-	-	0	0	0	0	
2018	Louisiana State	10	10	25	20	5	0.0	0.0	N/A	1.0	1	0	0	0	10	1	0	0	
2019	Louisiana State	15	15	38	28	10	0.0	0.0	N/A	1.0	1	0	0	0	15	0	0	0	
<b>Totals</b>		<b>28</b>	<b>25</b>	<b>65</b>	<b>49</b>	<b>16</b>	<b>0.0</b>	<b>0.0</b>	<b>N/A</b>	<b>2.0</b>	<b>2</b>	<b>0</b>	<b>0</b>	<b>0</b>	<b>25</b>	<b>1</b>	<b>0</b>	<b>0</b>	

### Single-Game Highs

Tackles - 6 vs. Clemson (1/13/20)

Interceptions - 1 (Two times, last at Mississippi State 10/19/19)

Tackles for Loss - 1 (Two times, last vs. Clemson 1/13/20)

Passes Defensed - 2 (Six times, last vs. Texas A&M 11/30/19)

## KRISTIAN FULTON'S DEFENSIVE GAME-BY-GAME

2020 Tennessee Titans																													
Date	Opp	W/L	P/S	Tot	Solo	Asst	Sk	- Yds	QBP	TFL	Int	Yds	-TD	PD	FF	FR	Yds	SpT											
Sept 14	@ Den	W	p	4	3	1	0.0	0.0	0	0	0	0	0	0	0	0	0	0	0										
Sept 20	Jax	W	p	3	3	0	0.0	0.0	0	0	1	44	0	1	0	0	0	0	0										
Sept 27	@ Min	W	p	2	2	0	1.0	7.0	1	1	0	0	0	0	0	0	0	0	0										
Oct 13	Buf	W	R/C																										
Oct 18	Hou	W	S	3	3	0	0.0	0.0	0	0	0	0	0	0	0	0	0	0	0										
Oct 25	Pit	L	S	3	2	1	0.0	0.0	0	0	0	0	0	0	0	0	0	0	0										
Nov 1	@ Cin	L	IR																										
Nov 8	Chi	W	IR																										
Nov 12	Ind	L	IR																										
Nov 22	@ Bal	W	IR																										
Nov 29	@ Ind	W	IR																										
<b>Totals</b>				<b>11-5</b>	<b>6/2</b>	<b>16</b>	<b>14</b>	<b>2</b>	<b>1.0</b>	<b>7.0</b>	<b>1</b>	<b>1</b>	<b>1</b>	<b>1</b>	<b>1</b>	<b>1</b>	<b>44</b>	<b>0</b>	<b>1</b>										
<b>Playoffs</b>																													
Jan 10	Bal	L	p	0	0	0	0.0	0.0	0	0	0	0	0	0	0	0	0	0	0										
<b>Totals</b>				<b>0-1</b>	<b>1/0</b>	<b>0</b>	<b>0</b>	<b>0</b>	<b>0.0</b>	<b>0.0</b>	<b>0</b>	<b>0</b>	<b>0</b>	<b>0</b>	<b>0</b>	<b>0</b>	<b>0</b>	<b>0</b>	<b>0</b>										

## KRISTIAN FULTON'S NFL STATISTICS

REGULAR SEASON		TACKLES										INTERCEPTIONS					FUMBLES			
Year	Team	GP	GS	Tot	Solo	Asst	Sk	Yds	QBP	TFL	No	Yds	Lg	TD	PD	FF	FR	Yds	SpT	
2020	Tennessee	6	2	16	14	2	1.0	7.0	1	1	1	44	44	0	1	0	0	0	0	
<b>NFL Totals</b>		<b>6</b>	<b>2</b>	<b>16</b>	<b>14</b>	<b>2</b>	<b>1.0</b>	<b>7.0</b>	<b>1</b>	<b>1</b>	<b>1</b>	<b>44</b>	<b>44</b>	<b>0</b>	<b>1</b>	<b>0</b>	<b>0</b>	<b>0</b>	<b>0</b>	

PLAYOFFS		TACKLES										INTERCEPTIONS					FUMBLES			
Year	Team	GP	GS	Tot	Solo	Asst	Sk	Yds	QBP	TFL	No	Yds	Lg	TD	PD	FF	FR	Yds	SpT	
2020	Tennessee	1	0	0	0	0	0.0	0.0	0	0	0	0	0	0	0	0	0	0	0	
<b>NFL Totals</b>		<b>1</b>	<b>0</b>	<b>0</b>	<b>0</b>	<b>0</b>	<b>0.0</b>	<b>0.0</b>	<b>0</b>	<b>0</b>	<b>0</b>	<b>0</b>	<b>0</b>	<b>0</b>	<b>0</b>	<b>0</b>	<b>0</b>	<b>0</b>	<b>0</b>	

### Single-Game Highs

Tackles - 4 at Denver (9/14/20)

Interceptions - 1 vs. Jacksonville (9/20/20)

Interception Long - 44 vs. Jacksonville (9/20/20)

Passes Defensed - 1 vs. Jacksonville (9/20/20)

Sacks - 1 at Minnesota (9/27/20)



**3 STEPHEN GOSTKOWSKI**

KICKER • 6'1" • 215 LBS • COLLEGE: MEMPHIS

ACQUIRED: FREE AGENT - 2020 • NFL EXPERIENCE (NFL/TITANS): 15/1

HOMETOWN: MADISON, MISS.

GAMES PLAYED/GAMES STARTED: 219/0 (PLAYOFFS: 29/0)



**Super Bowl: 2014, 2016, 2018**



**Pro Bowl: 2008, 2013, 2014, 2015**

**PRO:** The Titans signed veteran kicker Stephen Gostkowski following training camp in early September 2020. After entering the NFL as a fourth-round pick of the New England Patriots in 2006, the 6-foot-1-inch, 215-pounder spent the next 14 years with the club, earning four Pro Bowl selections and three Super Bowl championships. He became the franchise's all-time leading scorer with 1,775 points over 204 regular season games and also added 205 points in the postseason to rank second in NFL history in playoff scoring. At the end of the 2019 campaign, his 87.4 percent success rate on field goals made him the fifth-most accurate kicker in NFL history.

**CAREER HIGHLIGHTS:**

- Finished his Patriots' career as the franchise's all-time leader with 1,775 career points and 374 field goals. Enters 2020 in 12th place on the NFL's all-time scoring list and 15th in field goals.
- During his time in New England (2006-19), Gostkowski hit 374 of 428 career field goal attempts, and his 87.4 percent accuracy rate is the highest in Patriots history and is fifth-best in NFL history.
- Gostkowski has been selected to the Pro Bowl four times (2008, 13-15), named Associated Press All-Pro first team in 2008 and 2015 and AP All-Pro second team in 2014.
- With 151 points in 2015, Gostkowski became one of three players to lead the league in scoring for at least five seasons, and with 156 points in 2017, became the first player in NFL history with five separate 150-point seasons.
- In 2013, Gostkowski finished with a career-high and NFL-leading 158 points, surpassing Gino Cappelletti's Patriots record of 155 set in 1964. The 158 points tied for fifth-most in NFL history among kickers. Also broke his own Patriots single-season record and led the NFL with 38 successful field goals, tied for sixth-most in NFL history.
- Gostkowski became the first player in NFL history to reach the 1,000-point plateau in under 120 games (119).
- Gostkowski converted 478 consecutive extra points in the regular season from 2006-16, an NFL record.
- Gostkowski is tied for second all-time with 39 postseason field goals and second on the NFL postseason points list with 205.

**TITANS TIDBITS:**

- Coming out of high school, Gostkowski received an athletic scholarship to pitch for the University of Memphis baseball team. He made the football team as a walk-on and finished his college career as the team's all-time leading scorer with 369 points.

**CAREER TRANSACTIONS:**

- The Madison, Miss., native was originally selected by the New England Patriots in the fourth round (118th overall) of the 2006 NFL Draft.
- Signed by the Patriots as an unrestricted free agent on April 10, 2019.
- Released by the Patriots on March 23, 2020.
- Signed by the Titans as a free agent on Sept. 3, 2020.

**SEASON RECAPS:**

**2020 (15/0, 1/0 - Tennessee):** Played in 15 games in his first season with the Titans and made good on 18 of 26 field goals and 46 of 48 extra point chances for 100 points. Missed one contest while on the reserve/COVID-19 list. Saw action in the postseason contest and connected on both field goals and his lone extra point chance. Has connected on 12 career game-winning field goals (including playoffs), including three in 2020 (at DEN, vs. JAX, at MIN). Became the first player since the 1970 NFL-AFL merger to kick a game-winning field goal in the final two minutes of regulation in

each of his team's first three games of the season. Named AFC Special Teams Player of the Week after connecting on a career-best six-of-six field goals (39, 31, 30, 51, 54, 55) and his lone extra point chance tying his career-high with 19 points in Week 3 at Minnesota (9/27/20). Named AFC Special Teams Player of the Month for September after making good on nine of 12 field goals, including game-winning field goals in each of the Titans' victories.

- At Denver (9/14), made his Titans debut and connected on one of four field goals (25) and one of two extra point chances. Posted four touchbacks on four kickoffs. Gave the Titans a 16-14 victory by nailing a 25-yard field goal with 17 seconds remaining in the game.
- Against Jacksonville (9/20), nailed both field goals (51, 49) and three of four extra points. Posted five touchbacks on six kickoffs. Increased the Titans lead to 24-10 with a 51-yard field goal as time expired in the first half. Made good on a 49-yard game-winning field goal with 1:36 remaining in the game. Became the first kicker since Adam Vinatieri with New England in 1999 to make a game-winning field goal in the final two minutes of regulation in each of his team's first two games of a season.
- At Minnesota (9/27), named AFC Special Teams Player of the Week after connecting on a career-best six-of-six field goals (39, 31, 30, 51, 54, 55) and his lone extra point chance tying his career-high with 19 points. In his 15-year career, he previously made five total field goals on two occasions, most recently against Kansas City on Oct. 14, 2018. Hit three field goals of at least 50 yards in distance for the first time in his career. Gave the Titans an early 3-0 lead with a 39-yard field goal in the first quarter. Extended the Titans' lead to 6-0 with a 31-yard field goal in the opening stanza. Nailed a 30-yard field goal which cut the Vikings advantage to 14-9 in the second quarter. Made a 51-yard field goal midway through the third quarter to cut the Vikings' lead to 17-12. Trimmed the Minnesota lead to 30-28 with a 54-yard field goal in the fourth quarter. Made his third game-winning field goal in as many games with a 55-yard connection with 1:44 left to play in the final stanza.
- Against Buffalo (10/13), connected on all six extra point chances in the victory.
- Against Houston (10/18), made good on all four extra point chances. Missed a field goal (37) and had another attempt blocked (27). Collected four touchbacks on six kickoffs.
- Against Pittsburgh (10/25), converted one of two field goals (51) and all three extra point tries. Cut the Steelers lead to 27-17 with a 51-yard field goal late in the third quarter.
- At Cincinnati (11/1), connected on both extra point chances and had a 53-yard field goal hit off the upright.
- Against Chicago (11/8), made good on his lone field goal (40) and all three extra point chances. Gave the Titans a 3-0 lead with a 40-yard field goal in the opening quarter.
- Against Indianapolis (11/12), connected on one of two field goals (50) and both extra point chances. Gave the Titans a 10-3 advantage with a 50-yard field goal early in the second quarter.
- At Baltimore (11/22), made good on all three field goals (40, 40, 22) and his lone extra point chance. Cut the Ravens' lead to 14-10 with a 40-yard field goal with less than a minute remaining in the second quarter. Nailed another 40-yard field goal in the third stanza. Inched the Titans closer with a 22-yard field goal making the score 21-16 early in the fourth quarter.
- At Indianapolis (11/29), made goal on his lone field goal attempt (49) and all six extra point chances. Increased the Titans' lead to 38-14 with a 49-yard field goal late in the third quarter.
- Against Cleveland (12/6), connected on all three extra point chances. Posted four touchbacks on six kickoffs with two failed onside kicks.
- At Jacksonville (12/13), made good on his lone field goal attempt (53) and

all four extra point opportunities. Nailed a 53-yard field goal to increase the Titans lead to 17-3 as time expired in the first half. Improved his season totals to seven successful field goals in eight attempts from 50 yards and beyond in 2020. His previous career high for the most field goals in a season of 50-plus yards was five in 2013 with the New England Patriots.

- Against Detroit (12/20), made good on his lone field goal (38) and all five extra point chances. Notched a special teams tackle on kickoff coverage. Nailed a 38-yard field goal as time expired in the first half to give the Titans a 24-15 halftime lead.

- At Green Bay (12/27), connected on both of his extra point opportunities to give him 100 points on the season. It marks his 13th career season with at least 100 points.

- At Houston (1/3), missed the game while on reserve/COVID-19.

- Against Baltimore (1/10), connected on both field goals (45, 25) and his lone extra point chance. Gave the Titans a 10-0 advantage with a 45-yard field goal in the opening stanza. Cut the Ravens lead to 17-13 with a 25-yard field goal early in the fourth quarter.

**2019 (4/0, 0/0 - New England):** Played in four regular season contests and converted seven of eight field goal attempts and 11 of 15 extra points before being placed on injured reserve on Oct. 2.

- Against Pittsburgh (9/8), contributed to the season-opening victory by making all four of his field goal attempts and all three extra points.

- At Miami (9/15), made a 28-yard field goal and four extra points in the win.

- Against N.Y. Jets (9/22), converted three of four extra point attempts and a 37-yard field goal in the win. Registered seven touchbacks on nine kickoffs.

**2018 (16/0, 3/0 - New England):** Played in all 16 regular season games and converted 27 of 32 field goal attempts and 49 of 50 extra points, good for fifth in the NFL with 130 points. Appeared in all three playoff contests and successfully converted five of six field goals and all 10 extra point attempts. Earned AFC Special Teams Player of the Month for October after converting 11 of 12 field goal attempts, 15 of 15 extra points and booting 17 touchbacks over a four-game span during the month.

- Against Kansas City (10/14), connected on all five of his field goal attempts to tie a career-high, including a game-winning 28-yard attempt as time expired to give the Patriots the win. Also converted a 50-yard field goal with three minutes remaining to push the Patriots lead to seven before Kansas City tied the game on the next possession, leading to the game-winning kick by Gostkowski on the ensuing possession. Also made all four of his extra point attempts. His 19 points tied a single-game career high.

- At N.Y. Jets (11/25), converted field goal attempts of 34 and 32 yards and all three extra point attempts in the victory.

- At Kansas City (1/20), made his lone field goal attempt of 47 yards and made all four extra point attempts in the AFC Championship victory.

- Against the L.A. Rams (2/3), nailed field goals of 42 and 41 yards, with the latter effectively icing the game with under two minutes left to play by extending the New England lead to two scores in the Super Bowl LIII victory. Also converted his lone extra point attempt.

**2017 (16/0, 3/0 - New England):** Played in all 16 regular season games and converted 37 of 40 field goal attempts and 45 of 47 extra points, finishing second in the NFL in scoring with 156 points. Appeared in all three postseason contests and converted three-of-five field goals and 11-of-12 extra points.

- Against Carolina (10/1), converted all four field goal attempts including a then-franchise record 58-yard field goal at the end of the first half that was the longest field goal ever made at Gillette Stadium. Also made both extra point attempts.

- Against L.A. Chargers (10/29), made four of six field goal attempts, including a 26-yarder with 1:08 left in the fourth quarter that gave the Patriots an eight-point lead in their victory. Also converted his lone extra point attempt.

- At Oakland (11/19), named AFC Special Teams Player of the Week following his performance in the Week 11 win in Mexico City, in which he set a new franchise record by converting a 62-yard field goal. Converted all three extra point attempts and all four field goal attempts. Also converted a 51-yard attempt, marking the third time in his career he successfully converted two 50-yard attempts in a single game. His 15 total points moved him into the top-20 all-time in total points.

**2016 (16/0, 3/0 - New England):** Played in all 16 regular season games and converted 27 of 32 field goals and 46 of 49 extra points. Appeared in all three postseason contests, converting all seven field goal attempts and

seven of nine extra point attempts. His 28 points helped move him into third place on the all-time postseason scoring list with 160 points. Earned AFC Special Teams Player of the Week honors following his performances in a Week 1 victory at Arizona and Week 13 win vs. Los Angeles.

- At Arizona (9/11), converted all three field goal attempts, including a 47-yarder, a 53-yarder and the game-winning 32-yarder, and connected on both extra point attempts in the season-opener. Earned AFC Special Teams Player of the Week honors for his Week 1 performance.

- At Buffalo (10/30), finished the game with two successful field goal attempts, including a 51-yard field goal in the win. Was perfect on extra point attempts, converting all five tries.

- At N.Y. Jets (11/27), made good on three of four field goal attempts in the win, including a 41-yarder in the fourth quarter to pull within one point of the Jets in a 22-17 comeback victory. Also was successful on his lone extra point try.

- Against Los Angeles (12/4), converted all four field goal attempts and both extra points. Earned his second AFC Special Teams Player of the Week award of the season for his performance.

- At Denver (12/18), accounted for 10 of the Patriots 16 points in the win after making good on three of three field goal attempts and succeeding on the game's lone extra point attempt.

- Against N.Y. Jets (12/24), became the 30th NFL player to reach 300 career field goals with a 29-yard field goal in the first quarter of the win. Finished the day two of two on field goal attempts and made good on all five extra point attempts.

- Against Houston (1/14), moved past Jerry Rice into sole possession of fourth place in most postseason points in NFL history after making good on two field goal attempts and four extra points to put up 10 total points in the Divisional Round victory. Also tied Adam Vinatieri with 26 field goals made in Patriots postseason history.

- Against Pittsburgh (1/22), became the Patriots' all-time leader in postseason field goals after his 31-yard field goal in the first quarter of the AFC Championship Game. Finished the day three of three on field goal attempts and three of four on extra point attempts.

- Against Atlanta (2/5), successfully converted field goals of 41 and 33 yards in Super Bowl LI and kickoff duty limited Atlanta's field position throughout the game, especially in the fourth quarter. Moved into fourth all-time in postseason field goals with 31, becoming one of only four players in NFL history with 30 postseason field goals.

**2015 (16/0, 2/0 - New England):** Selected to his fourth career Pro Bowl. Earned Associated Press All-Pro first-team honors, named to the Sporting News All-Pro team and to the Pro Football Writers Association All-NFL team. Played in all 16 regular season games and led the NFL in scoring (151 points) for the fourth consecutive season and fifth time in his career. Became the first player in NFL history with four seasons of 150 or more points and entered 2016 with an NFL record 463 consecutive extra points made. Moved past Adam Vinatieri (263) to become the Patriots all-time leader with 276 field goals and set a new team record by converting 31 consecutive field goals. Earned AFC Special Teams Player of the Month honors for September and AFC Special Teams Player of the Week following his performances in Week 7 and Week 10. Appeared in both playoff games, converting three of four extra point attempts and all four field goal attempts.

- Against Jacksonville (9/27), converted all six extra points and all three field goals in the win.

- At Dallas (10/11), converted three of three field goals and all three extra point attempts in the win, including a career-long 57-yarder that tied Adam Vinatieri's record for the longest field goal in team history.

- At N.Y. Giants (11/15), connected on two of two field goals and three of three extra points in the win. Gostkowski's second field goal was from 54 yards with one second remaining in the game. The kick marked the seventh game-winning field goal of his career.

- At Denver (11/29), converted three of three extra points and a 47-yard field goal in the snow during the final seconds of the fourth quarter to send the game into overtime.

- Against Philadelphia (12/6), made all four extra point attempts and executed a successful inside kick in the fourth quarter, marking the third successful inside kick of his career.

**2014 (16/0, 3/0 - New England):** Named to his third career Pro Bowl and earned Associated Press All-Pro second-team honors after leading the league in points (156) and field goals made (35). Also set a team record with his 94.6 field goal percentage (35-of-37).

- Against Cincinnati (10/5), connected on a career high five of five field

goals and tacked on four of four extra points for a career-high 19 points in the win.

- At Buffalo (10/12), converted three of four field goals, including a season-long 53-yarder, and tacked on four extra points in the win.
- Against Detroit (11/23), passed Gino Cappelletti for second on the Patriots all-time scoring list after converting two-of-two field goals and tacking on four-of-four extra points in the win.
- Against Miami (12/14), became the Patriots all-time leading scorer (1,165 points) after converting two-of-two field goals and five-of-five extra points in the win.
- Against Baltimore (1/10), converted five of five extra points in the AFC Divisional win, becoming just the seventh player in NFL history with at least 100 kicking points in the postseason.
- Against Indianapolis (1/18), made a 21-yard field goal and tacked on six of six extra points in the AFC Championship Game win, becoming just the 11th player to make at least 20 career postseason field goals.
- Against Seattle (2/1), converted four-of-four extra points in the Super Bowl XLIX win to tie Adam Vinatieri (117) for most postseason kicking points in Patriots history and move into fourth place on the NFL's all-time postseason kicking points list. Kicked touchbacks on all five kickoff attempts in the Super Bowl, becoming the first kicker in NFL history to prevent a kickoff return in a Super Bowl in NFL history.

**2013 (16/0, 2/0 - New England):** Earned Pro Bowl honors for the second time in his career. Played in all 16 regular season games and finished first in the NFL with 158 total points, a single-season career high and a Patriots team record, surpassing the 155 total points scored by Gino Cappelletti in 1964. Became one of six players in NFL history to lead the league in scoring in three separate seasons. Converted 38 of 41 field goals, setting the franchise record for most field goals in a season. His 92.7 conversion rate was second-highest in team history. The 38 field goals tied for fifth-most in a single season in NFL history. Reached the 1,000 point mark in his 119th career game, the only player in NFL history to reach that mark in fewer than 120 games. Set a then career-high with 21 consecutive field goals made in 2013, falling just two games shy of Adam Vinatieri's franchise record. Earned AFC Special Teams Player of the Month honors for October. Played in both playoff games and converted all six extra points and the lone field goal he attempted.

- At Buffalo (9/8), nailed a game-winning 35-yard field goal with five seconds left to give the Patriots a 23-21 season-opening win.
- Against New Orleans (10/13), connected on all three field goal attempts, including a then career-long 54-yarder in the third quarter.
- At N.Y. Jets (10/20), successfully converted three extra points and two field goal attempts, including a 44-yard try with 16 seconds left to tie the score and send the game into overtime.
- Against Denver (11/24), hit his third career regular season game-winning field goal in overtime to cap a Patriots 34-31 comeback win. Also set a new team record by scoring in his 102nd straight game.
- At Houston (12/1), connected on a game-winning field goal for the second straight game and fourth time in his regular-season career. Ended his then career-long streak of 21 straight conversions when he missed a 55-yard attempt in the second quarter. It was the second-longest streak in a single season in team history.
- Against Cleveland (12/8), made his 200th career field goal and reached 30 field goals in a season for the second time after setting the franchise record with 36 in 2008. Squibbed the first onside kick recovered by the Patriots since 1995, and first that led to a win since 1964, with 1:01 left that led to the game-winning touchdown. Gostkowski's 50-yard field goal in the fourth quarter was his 13th in 2013 of 40 or more yards to set a new team mark.
- At Baltimore (12/22), became the third player in team history to reach 1,000 points after two extra points in the first quarter, joining Adam Vinatieri (1,158) and Gino Cappelletti (1,130).
- Against Indianapolis (1/11), converted all six extra point attempts in the Divisional Playoff and was forced into punting duties for the first time in his career after Ryan Allen left in the second quarter with a shoulder injury and did not return. Finished with five punts for 209 yards (41.8 avg), including two 50-plus yard kicks.

**2012 (16/0, 2/0 - New England):** Finished the regular season with an NFL-best and then-career-high 153 points, connecting on all 66 extra point attempts and 29 of 35 field goals.

- Against Arizona (9/16), hit four-of-five field goal attempts. Became the first player in Patriots history to connect on two 50-yard field goals in the same game when he drilled a 51-yarder in the third quarter and tied his

career long with a 53-yarder in the fourth quarter.

- Against N.Y. Jets (10/21), converted two key field goals in the overtime win. The first was a 43-yard field goal to tie the game as time expired in regulation; the second was a 48-yarder in overtime to give the Patriots a 29-26 lead and the eventual victory.

**2011 (16/0, 3/0 - New England):** Played in all 16 games and finished the regular season 59 for 59 on extra points and 28 for 33 on field goal attempts, scoring 143 points, fourth most in team history. Added six special teams tackles. Appeared in all three playoff games, kicking 10 extra points and successfully converting five field goal attempts.

- At N.Y. Jets (11/13), connected on field goals from 36, 37 and a season-long 50 yards, accounting for a season-high 13 points in the 37-16 win. Made two special teams tackles.
- Against Miami (12/24), made a touchdown-saving special teams tackle during the third quarter of the Patriots 17-point come-from-behind win.
- Against Baltimore (1/22), made all three field goal attempts from 29, 35 and 24 yards and both extra points in a three-point AFC Championship win.

**2010 (8/0, 0/0 - New England):** Played in the first eight games of the season, converting 10 of 13 field goal attempts and all 26 of his attempted extra points. Placed on injured reserve with a thigh injury on Nov. 10, 2010.

- Against Baltimore (10/17), nailed a game-winning 35-yard field goal with 1:56 remaining in overtime, marking his first career game-winning overtime field goal in his first career opportunity. Also made a 24-yard field goal to tie the game at 20 with 1:51 remaining in regulation and a 26-yard field goal in the first quarter.

**2009 (16/0, 1/0 - New England):** Kicked in all 16 games and connected on 26 of 31 field goals and 47 of 47 extra points for 125 total points. Finished the season with 513 career points to move into fourth place on the franchise scoring list.

- Against Buffalo (9/14), recovered a key fumble in the fourth quarter of the season-opener, diving on a Leodis McKelvin fumble on a kickoff return that was forced by Pierre Woods, giving the Patriots possession at the 31-yard line to help set up the go-ahead touchdown in a come-from-behind 25-24 Patriots win.
- Against Atlanta (9/27), passed Stanley Morgan (408 points) to move into fifth place on the Patriots all-time scoring list during the victory. Tied his career-high with four field goals in the win over the Falcons.
- At Denver (10/11), set a then-career-long with a 53-yard field goal, besting a 52-yard field goal he had vs. Chicago (11/26/06).
- Against Tennessee (10/18), tied a team record with eight extra points.
- Against Miami (11/8), named AFC Special Teams Player of the Week after tying his then-career-high with four field goals (30, 38, 34 and 40) in the Patriots 27-17 victory.
- Against Carolina (12/13), went over 100 points on the season with two field goals and two extra points. His 47-yard field goal was the 100th field goal of his career.

**2008 (16/0 - New England):** Selected to the Pro Bowl for the first time in his career and named to the Associated Press All-Pro first team. Set a Patriots single-season record and led the NFL with 36 field goals. Led the NFL with 148 points, the most by a Patriots player since the 1970 AFL-NFL merger and the second highest total in team history (Gino Cappelletti, 155 in 1964). Connected on 90 percent of his field goal tries (36 of 40), tying the third highest single-season field goal percentage in team history. Also selected as an All-Pro by ESPN.com, SI.com, The Sporting News and Pro Football Weekly. Named AFC Special Teams Player of the Month for the month of October, when he made nine of 10 field goal attempts.

- At N.Y. Jets (9/14), tied a then single-game career high with four field goals attempted.
- Against Arizona (12/21), set a then-single-game career high with 17 points (five extra point attempts and four field goals) in a snowstorm.

**2007 (16/0, 3/0 - New England):** Finished with a then-career-high 137 points for the season while successfully making 21 of 24 field goal attempts. Set a then-NFL record for extra point attempts while going a perfect 74 for 74.

- At Dallas (10/14), tallied a season-high 12 points while going six of six on extra point attempts and two of two on field goal attempts.
- At Buffalo (11/18), set career-highs in extra points made and extra points attempted with eight in the Patriots' dominating 56-10 win.
- At N.Y. Giants (12/29), tied a season-high with 12 points in the season finale, kicking a season-high three field goals and knocking in three extra

points to finish the season a perfect 74 for 74 in extra point attempts.

- Against Jacksonville (1/12), connected on all four extra point attempts while making one-of-two field goal tries in the Patriots win in the AFC Divisional Playoff.

**2006 (16/0, 3/0 - New England):** Saw action in all 16 regular season contests and three postseason games and made good on 20 of 26 field goals and 43 of 44 extra point opportunities in his rookie season. Made 18 of his last 21 field goal attempts in the regular season. Finished fifth in the AFC with 12 touchbacks. Connected on all eight of his field goal attempts in the 2006 postseason.

- Against Buffalo (9/10), connected on his first career NFL field goal from 32 yards out in the Patriots 19-17 victory.
- Against Houston (12/17), made on all four field goal attempts and all of his extra point opportunities.
- Against N.Y. Jets (1/7), made good on all three field goal attempts and all four extra point opportunities in the Wild Card game.
- At San Diego (1/14), gave the Patriots a 3-0 lead with a 50-yard field goal in the first quarter of the Divisional Playoff game. Then connected on his first career game-winning field goal from 31 yards out to give the Patriots a 24-21 lead with 1:10 remaining in the fourth quarter.
- At Indianapolis (1/21) in the AFC Championship Game, gave the Patriots a 31-28 lead with a 28-yard field goal in the fourth quarter. Nailed a 43-yard field goal with 3:49 left to play in the game, giving the Patriots a 34-31 lead.

#### **COLLEGE:**

- Finished his collegiate career placing 13th in NCAA Division 1-A history with 369 points and 14th with 70 successful field goals.
- His 369 career points set a Memphis record, shattering the old mark of 263 points by Joe Allison (1990-93).
- Made 70 of 92 field goals during his career, good for a 76.1 percent accuracy rate.
- Over his final two seasons, made 85.7 percent of his field goal attempts (42-of-49).
- Held the top three spots on the Tigers' single-season record list for points scored by a kicker, totaling 101 points in 2003, 108 in 2004 and 101 in 2005.
- His 44 successful extra points in 2003 topped the old school single-season record of 42 by John Cobb (1949), and his 48 extra points in 2004 broke the previous record of 44, which he had established a year earlier.
- Majored in exercise and sport science at Memphis.

#### **PERSONAL:**

- Attended Madison (Miss.) Central High School, where he lettered for four years in football and soccer and three years in baseball.
- Earned all-state honors in all three sports.
- Holds the school record for the longest field goal at 55 yards.
- Completed his prep baseball career with a 16-2 record and a 1.00 ERA, leading Madison Central to the 2002 Mississippi state championship.
- Also played baseball at the University of Memphis.
- Stephen and his wife, Hallie, have two sons, Slayden Kyle and Gannon William, and a daughter, Lyla.
- Born Stephen Carroll Gostkowski on Jan. 28, 1984 in Baton Rouge, La.



**STEPHEN GOSTKOWSKI'S GAME-BY-GAME CONT.****2009 New England Patriots**

Date	Opp	W/L	PAT		FG			1-19		20-29		30-39		40-49		50+		LG	Pts	Kick-by-Kick	Kickoffs			
			Ma	Att	Ma	Att	Pct	Ma	Att	Ma	Att	Ma	Att	Ma	Att	Ma	Att				No	InEZ	TB	PctTB
Sept 14	Buf	W	1	1	2	3	66.7	0	0	2	2	0	0	0	1	0	0	28	7	41n, 20, 28	5	4	1	20.0
Sept 20	@ NYJ	L	0	0	3	3	100.0	0	0	2	2	0	0	1	1	0	0	45	9	45, 25, 29	4	2	0	0.0
Sept 27	Atl	W	2	2	4	4	100.0	0	0	2	2	2	2	0	0	0	0	33	14	21, 33, 22, 33	7	4	2	28.6
Oct 4	Bal	W	3	3	2	2	100.0	0	0	0	0	2	2	0	0	0	0	33	9	32, 33	6	6	2	33.3
Oct 11	@ Den	L	2	2	1	2	50.0	0	0	0	0	0	0	0	1	1	1	53	5	53, 40n	5	4	3	60.0
Oct 18	Ten	W	8	8	1	2	50.0	0	0	0	0	1	2	0	0	0	0	33	11	39n, 33	10	2	2	20.0
Oct 25	@ TB	W	5	5	0	0	0.0	0	0	0	0	0	0	0	0	0	0	0	5		6	3	3	50.0
Nov 8	Mia	W	1	1	4	4	100.0	0	0	0	0	3	3	1	1	0	0	40	13	30, 38, 34, 40	6	3	2	33.3
Nov 15	@ Ind	L	4	4	2	2	100.0	0	0	0	0	2	2	0	0	0	0	36	10	31, 36	7	6	3	42.9
Nov 22	NYJ	W	4	4	1	2	50.0	0	0	1	1	0	0	0	1	0	0	26	7	26, 40n	6	4	1	16.7
Nov 30	@ NO	L	2	2	1	2	50.0	0	0	0	0	1	1	0	0	0	1	36	5	36, 50n	4	2	0	0.0
Dec 6	@ Mia	L	3	3	0	0	0.0	0	0	0	0	0	0	0	0	0	0	0	3		4	2	0	0.0
Dec 13	Car	W	2	2	2	2	100.0	0	0	0	0	0	0	2	2	0	0	48	8	48, 47	5	0	0	0.0
Dec 20	@ Buf	W	2	2	1	1	100.0	0	0	0	0	1	1	0	0	0	0	30	5	30	4	0	0	0.0
Dec 27	Jax	W	5	5	0	0	0.0	0	0	0	0	0	0	0	0	0	0	0	5		6	2	1	16.7
Jan 3	@ Hou	L	3	3	2	2	100.0	0	0	0	0	0	0	1	1	1	1	51	9	51, 43	6	3	1	16.7
<b>Totals</b>		<b>10-6</b>	<b>47</b>	<b>47</b>	<b>26</b>	<b>31</b>	<b>83.9</b>	<b>0</b>	<b>0</b>	<b>7</b>	<b>7</b>	<b>12</b>	<b>13</b>	<b>5</b>	<b>8</b>	<b>2</b>	<b>3</b>	<b>53</b>	<b>125</b>		<b>91</b>	<b>47</b>	<b>21</b>	<b>23.1</b>
<b>Playoffs</b>																								
Jan 10	Bal	L	2	2	0	1	0.0	0	0	0	0	0	0	0	1	0	0	0	2	44n	3	1	0	0.0
<b>Totals</b>		<b>0-1</b>	<b>2</b>	<b>2</b>	<b>0</b>	<b>1</b>	<b>0.0</b>	<b>0</b>	<b>0</b>	<b>0</b>	<b>0</b>	<b>0</b>	<b>0</b>	<b>0</b>	<b>1</b>	<b>0</b>	<b>0</b>	<b>0</b>	<b>2</b>		<b>3</b>	<b>1</b>	<b>0</b>	<b>0.0</b>

**2010 New England Patriots**

Date	Opp	W/L	PAT		FG			1-19		20-29		30-39		40-49		50+		LG	Pts	Kick-by-Kick	Kickoffs			
			Ma	Att	Ma	Att	Pct	Ma	Att	Ma	Att	Ma	Att	Ma	Att	Ma	Att				No	InEZ	TB	PctTB
Sept 12	Cin	W	5	5	1	3	33.3	0	0	0	0	1	1	0	1	0	1	32	8	32, 47n, 56n	7	3	3	42.9
Sept 19	@ NYJ	L	2	2	0	1	0.0	0	0	0	0	0	1	0	0	0	0	0	2	37n	3	1	1	33.3
Sept 26	Buf	W	5	5	1	1	100.0	0	0	0	0	0	0	1	1	0	0	43	8	43	6	3	1	16.7
Oct 4	@ Mia	W	5	5	2	2	100.0	0	0	1	1	1	1	0	0	0	0	30	11	23, 30	7	7	5	71.4
Oct 17	Bal	W	2	2	3	3	100.0	0	0	1	1	2	2	0	0	0	0	38	11	38, 24, 35	6	5	3	50.0
Oct 24	@ SD	W	2	2	3	3	100.0	0	0	0	0	2	2	1	1	0	0	40	11	40, 35, 35	6	4	1	16.7
Oct 31	Min	W	4	4	0	0	0.0	0	0	0	0	0	0	0	0	0	0	0	4		5	1	1	20.0
Nov 7	@ Cle	L	1	1	0	0	0.0	0	0	0	0	0	0	0	0	0	0	0	1		2	0	0	0.0
										Placed on injured reserve on Nov. 10, 2010														
<b>Totals</b>		<b>6-2</b>	<b>26</b>	<b>26</b>	<b>10</b>	<b>13</b>	<b>76.9</b>	<b>0</b>	<b>0</b>	<b>2</b>	<b>2</b>	<b>6</b>	<b>7</b>	<b>2</b>	<b>3</b>	<b>0</b>	<b>1</b>	<b>43</b>	<b>56</b>		<b>42</b>	<b>24</b>	<b>15</b>	<b>35.7</b>

**2011 New England Patriots**

Date	Opp	W/L	PAT		FG			1-19		20-29		30-39		40-49		50+		LG	Pts	Kick-by-Kick	Kickoffs			
			Ma	Att	Ma	Att	Pct	Ma	Att	Ma	Att	Ma	Att	Ma	Att	Ma	Att				No	InEZ	TB	PctTB
Sept 12	@ Mia	W	5	5	1	2	50.0	0	0	1	1	0	0	0	1	0	0	20	8	48n, 20	7	4	1	14.3
Sept 18	SD	W	3	3	2	2	100.0	0	0	1	1	0	0	1	1	0	0	47	9	22, 47	6	5	3	50.0
Sept 25	@ Buf	L	4	4	1	1	100.0	0	0	1	1	0	0	0	0	0	0	23	7	23	6	6	5	83.3
Oct 2	@ Oak	W	4	4	1	1	100.0	0	0	0	0	0	0	1	1	0	0	44	7	44	6	4	1	16.7
Oct 9	NYJ	W	3	3	3	3	100.0	0	0	2	2	0	0	1	1	0	0	44	12	44, 24, 28	7	7	2	28.6
Oct 16	Dal	W	2	2	2	2	100.0	0	0	1	1	1	1	0	0	0	0	31	8	31, 26	5	4	3	60.0
Oct 30	@ Pit	L	2	2	1	2	50.0	0	0	0	0	0	0	1	2	0	0	46	5	46, 42n	5	2	0	0.0
Nov 6	NYG	L	2	2	2	3	66.7	0	0	0	1	1	1	1	1	0	0	45	8	27n, 32, 45	5	3	1	20.0
Nov 13	@ NYJ	W	4	4	3	3	100.0	0	0	1	1	1	1	0	0	1	1	50	13	50, 36, 27	8	4	2	25.0
Nov 21	KC	W	4	4	2	2	100.0	1	1	1	1	0	0	0	0	0	0	21	10	21, 19	7	4	1	14.3
Nov 27	@ Phi	W	5	5	1	2	50.0	0	0	0	0	0	1	1	1	0	0	45	8	39n, 45	7	7	5	71.4
Dec 4	Ind	W	4	4	1	1	100.0	0	0	0	0	1	1	0	0	0	0	39	7	39	6	6	4	66.7
Dec 11	@ Was	W	4	4	2	2	100.0	0	0	2	2	0	0	0	0	0	0	24	10	23, 24	6	3	0	0.0
Dec 18	@ Den	W	5	5	2	2	100.0	0	0	1	1	1	1	0	0	0	0	34	11	21, 34	7	7	3	42.9
Dec 24	Mia	W	3	3	2	3	66.7	0	0	0	0	0	0	2	2	0	1	45	9	51n, 45, 42	6	5	3	50.0
Jan 1	Buf	W	5	5	2	2	100.0	0	0	1	1	0	0	1	1	0	0	47	11	47, 20	9	9	7	77.8
<b>Totals</b>		<b>13-3</b>	<b>59</b>	<b>59</b>	<b>28</b>	<b>33</b>	<b>84.8</b>	<b>1</b>	<b>1</b>	<b>12</b>	<b>13</b>	<b>5</b>	<b>6</b>	<b>9</b>	<b>11</b>	<b>1</b>	<b>2</b>	<b>50</b>	<b>143</b>		<b>103</b>	<b>80</b>	<b>41</b>	<b>40.6</b>
<b>Playoffs</b>																								
Jan 14	Den	W	6	6	1	1	100.0	0	0	1	1	0	0	0	0	0	0	20	9	20	8	6	4	50.0
Jan 22	Bal	W	2	2	3	3	100.0	0	0	2	2	1	1	0	0	0	0	35	11	29, 35, 24	6	5	5	83.3
Feb 5	NYG	L	2	2	1	1	100.0	0	0	1	1	0	0	0	0	0	0	29	5	29	4	1	1	25.0
<b>Totals</b>		<b>2-1</b>	<b>10</b>	<b>10</b>	<b>5</b>	<b>5</b>	<b>100.0</b>	<b>0</b>	<b>0</b>	<b>4</b>	<b>4</b>	<b>1</b>	<b>1</b>	<b>0</b>	<b>0</b>	<b>0</b>	<b>0</b>	<b>35</b>	<b>25</b>		<b>18</b>	<b>12</b>	<b>10</b>	<b>55.6</b>





STEPHEN GOSTKOWSKI'S GAME-BY-GAME CONT.

Playoffs

Table with columns for Date, Opp, W/L, PAT (Ma, Att), FG (Ma, Att, Pct), 1-19 (Ma, Att), 20-29 (Ma, Att), 30-39 (Ma, Att), 40-49 (Ma, Att), 50+ (Ma, Att), LG, Pts, Kick-by-Kick, and Kickoffs (No, InEZ, TB, PctTB). Rows include Jan 10 Bal, Jan 18 Ind, Feb 1 Sea, and Totals.

2015 New England Patriots

Table with columns for Date, Opp, W/L, PAT (Ma, Att), FG (Ma, Att, Pct), 1-19 (Ma, Att), 20-29 (Ma, Att), 30-39 (Ma, Att), 40-49 (Ma, Att), 50+ (Ma, Att), LG, Pts, Kick-by-Kick, and Kickoffs (No, InEZ, TB, PctTB). Rows include Sept 10 Pit, Sept 20 @ Buf, Oct 11 @ Dal, and Totals.

2016 New England Patriots

Table with columns for Date, Opp, W/L, PAT (Ma, Att), FG (Ma, Att, Pct), 1-19 (Ma, Att), 20-29 (Ma, Att), 30-39 (Ma, Att), 40-49 (Ma, Att), 50+ (Ma, Att), LG, Pts, Kick-by-Kick, and Kickoffs (No, InEZ, TB, PctTB). Rows include Sept 11 @ Ari, Oct 9 @ Cle, and Totals.

2017 New England Patriots

Table with columns for Date, Opp, W/L, PAT (Ma, Att), FG (Ma, Att, Pct), 1-19 (Ma, Att), 20-29 (Ma, Att), 30-39 (Ma, Att), 40-49 (Ma, Att), 50+ (Ma, Att), LG, Pts, Kick-by-Kick, and Kickoffs (No, InEZ, TB, PctTB). Rows include Sept 7 KC, Oct 5 @ TB, and Totals.



# STEPHEN GOSTKOWSKI'S NFL STATISTICS

REGULAR SEASON			PAT		FG			1-19		20-29		30-39		40-49		50+		Kickoffs					
Date	Team	GP	Ma	Att	Ma	Att	Pct	Ma	Att	Ma	Att	Ma	Att	Ma	Att	Ma	Att	LG	Pts	No	InEZ	TB	PctTB
2006	New England	16	43	44	20	26	76.9	0	0	10	11	7	10	2	4	1	1	52	103	81	35	12	15.0
2007	New England	16	74	74	21	24	87.5	0	0	10	10	8	9	3	5	0	0	45	137	112	38	15	13.4
2008	New England	16	40	40	36	40	90.0	0	0	10	12	16	16	9	11	1	1	50	148	95	31	17	18.1
2009	New England	16	47	47	26	31	83.9	0	0	7	7	12	13	5	8	2	3	53	125	91	47	21	23.1
2010	New England	8	26	26	10	13	76.9	0	0	2	2	6	7	2	3	0	1	43	56	42	24	15	35.7
2011	New England	16	59	59	28	33	84.8	1	1	12	13	5	6	9	11	1	2	50	143	103	80	41	40.6
2012	New England	16	66	66	29	35	82.9	0	0	8	8	10	12	9	13	2	2	53	153	111	87	52	47.3
2013	New England	16	44	44	38	41	92.7	1	1	8	8	13	13	11	13	5	6	54	158	99	84	65	66.3
2014	New England	16	51	51	35	37	94.6	1	1	11	11	10	11	12	13	1	1	53	156	99	76	53	53.5
2015	New England	16	52	52	33	36	91.7	0	0	6	6	11	11	12	14	4	5	57	151	99	89	69	71.1
2016	New England	16	46	49	27	32	84.4	0	0	9	9	7	9	9	10	2	4	53	127	93	67	52	55.9
2017	New England	16	45	47	37	40	92.5	0	0	16	16	9	9	8	11	4	4	62	156	99	60	40	40.8
2018	New England	16	49	50	27	32	84.4	0	0	11	11	10	10	4	6	2	5	52	130	93	64	50	53.8
2019	New England	4	11	15	7	8	87.5	0	0	3	3	3	3	1	2	0	0	41	32	26	23	21	80.8
2020	Tennessee	15	46	48	18	26	69.2	0	0	2	3	4	5	5	10	7	8	55	100	87	63	51	58.6
<b>NFL Totals</b>		<b>219</b>	<b>699</b>	<b>712</b>	<b>392</b>	<b>454</b>	<b>86.3</b>	<b>3</b>	<b>3</b>	<b>125</b>	<b>130</b>	<b>131</b>	<b>144</b>	<b>101</b>	<b>134</b>	<b>32</b>	<b>43</b>	<b>62</b>	<b>1,875</b>	<b>1,330</b>	<b>868</b>	<b>574</b>	<b>43.2</b>

PLAYOFFS			PAT		FG			1-19		20-29		30-39		40-49		50+		Kickoffs					
Date	Team	GP	Ma	Att	Ma	Att	Pct	Ma	Att	Ma	Att	Ma	Att	Ma	Att	Ma	Att	LG	Pts	No	InEZ	TB	PctTB
2006	New England	3	9	9	8	8	100.0	0	0	3	3	2	2	2	2	1	1	50	33	21	7	3	15.0
2007	New England	3	9	9	1	2	50.0	0	0	0	0	1	2	0	0	0	0	35	12	13	4	1	7.7
2009	New England	1	2	2	0	1	0.0	0	0	0	0	0	0	0	1	0	0	0	2	3	1	0	0.0
2011	New England	3	10	10	5	5	100.0	0	0	4	4	1	1	0	0	0	0	35	25	18	12	10	55.6
2012	New England	2	6	6	4	4	100.0	0	0	1	1	3	3	0	0	0	0	38	18	11	6	3	27.3
2013	New England	2	6	6	1	1	100.0	0	0	0	0	0	0	1	1	0	0	47	9	11	9	9	90
2014	New England	3	15	15	1	1	100.0	0	0	1	1	0	0	0	0	0	0	21	18	19	13	9	47.4
2015	New England	2	3	4	4	4	100.0	0	0	0	0	2	2	2	2	0	0	46	15	11	10	7	70
2016	New England	3	7	9	7	7	100.0	1	1	1	1	2	2	3	3	0	0	47	28	21	11	9	45
2017	New England	3	11	12	3	5	60.0	0	0	1	2	1	1	1	1	0	1	45	20	18	13	8	44.4
2018	New England	3	10	10	5	6	83.3	0	0	1	1	1	1	3	4	0	0	47	25	18	7	6	33.3
2020	Tennessee	1	1	1	2	2	100.0	0	0	1	1	0	0	1	1	0	0	45	7	4	3	3	75.0
<b>Playoff Totals</b>		<b>29</b>	<b>89</b>	<b>93</b>	<b>41</b>	<b>46</b>	<b>89.1</b>	<b>1</b>	<b>1</b>	<b>13</b>	<b>14</b>	<b>13</b>	<b>14</b>	<b>13</b>	<b>15</b>	<b>1</b>	<b>2</b>	<b>50</b>	<b>212</b>	<b>168</b>	<b>96</b>	<b>68</b>	<b>40.5</b>

### Single-Game Highs

Field Goals Made - **6 at Minnesota (9/27/20)**  
 Field Goal Attempts - **6 (Twice, last at Minnesota 9/27/20)**  
 Longest Field Goal - 62 at Oakland (11/19/17)  
 PATs Made - 8 (Three times, last vs. Indianapolis 11/18/12)  
 PATs Attempted - 8 (Three times, last vs. Indianapolis 11/18/12)  
 Points - **19 (Three times, last at Minnesota 9/27/20)**  
 Consecutive Field Goals Made - 31 (12/7/14-11/23/15)  
 Consecutive Extra Points Made - 478 (2006-16)  
 Touchbacks - 8 at Buffalo (9/30/12)

### Additional Career Statistics

Special Teams Tackles - 3 (2006), 3 (2007), 2 (2008), 6 (2009), 1 (2010), 6 (2011), 3 (2012), 1 (2013), 2 (2014), 3 (2019), **1 (2020)**  
 Fumble Recovery - 1 vs. Buffalo (9/14/09)

### Playoff Single-Game Highs

Field Goals Made - 3 (Four times, last vs. Pittsburgh 1/22/17)  
 Field Goals Attempts - 3 (Six times, last vs. Los Angeles Rams 2/3/19)  
 Longest Field Goal - 50 at San Diego Chargers (1/14/07)  
 PATs Made - 6 (Twice, last vs. Indianapolis 1/18/15)  
 PATs Attempted - 6 (Twice, last vs. Indianapolis 1/18/15)  
 Points - 13 vs. New York Jets (1/7/07)

### Additional Career Playoff Statistics

Punts - 5 for 209 yards, 41.8 avg., 36.6 net avg., 1 TB, 2 In 20, 53 Lg vs. Indianapolis (1/11/14)  
 Special Teams Tackles - 1 vs. Houston (1/13/13), 1 vs. Philadelphia (2/4/18)

### Game-Winning Field Goals\*

1/14/07 at San Diego^ (31 yards)  
 10/17/10 vs. Baltimore (35 yards, OT)  
 10/21/12 vs. N.Y. Jets (48 yards, OT)  
 9/8/13 at Buffalo (35 yards)  
 11/24/13 vs. Denver (31 yards, OT)  
 12/1/13 at Houston (53 yards)  
 11/15/15 at N.Y. Giants (54 yards)  
 9/11/16 at Arizona (32 yards)  
 10/14/18 vs. Kansas City (28 yards)  
**9/14/20 at Denver (25 yards)**  
**9/20/20 vs. Jacksonville (49 yards)**  
**9/27/20 at Minnesota (55 yards)**

\* A game-winning field goal is defined as one that was the final score of the game and gave the kicker's team the lead at any time in the fourth quarter or overtime.

^ Denotes postseason game



# 22 DERRICK HENRY

**RUNNING BACK • 6'3" • 247 LBS • COLLEGE: ALABAMA**  
**ACQUIRED: 2ND ROUND - 2016 • NFL EXPERIENCE (NFL/TITANS): 5/5**  
**HOMETOWN: YULEE, FLA.**  
**GAMES PLAYED/GAMES STARTED: 78/47 (PLAYOFFS: 6/6)**



**Pro Bowl: 2019, 2020**



**Captain: 2020**

**PRO:** The Titans selected Heisman Trophy winner Derrick Henry in the second round of the 2016 NFL Draft out of the University of Alabama. The 6-foot-3-inch, 247-pounder is a powerful, downhill runner who displays tremendous speed and balance. In 2019, Henry was the NFL's leading rusher with 1,540 yards and 16 rushing scores. He racked up 3,833 rushing yards and scored 38 rushing touchdowns during his first four NFL seasons, including back-to-back 1,000-yard seasons in 2018 and 2019. At Alabama, the Heisman Trophy winner set numerous school and SEC records while leading his team to a National Championship in 2015.

### CAREER HIGHLIGHTS:

- In 2020, Henry was named the NFL Offensive Player of the Year and Associated Press first-team All-Pro after leading the NFL with a franchise-record 2,027 rushing yards becoming the eighth player in NFL history to eclipse 2,000 rushing yards in a season.
- In 2019, Henry was the NFL's leading rusher with a then career-best 1,540 rushing yards on a career-high 303 carries for a career-high 16 rushing touchdowns.
- In 2019, Henry received numerous awards and recognition, including the NFL's FedEx Ground Player of the Year, second-team All-Pro by the Associated Press and his first career Pro Bowl selection.
- In 2019, led the AFC, ranked third in the NFL, and led the team with a career-high 18 total touchdowns.
- Ranked second in the AFC and fourth in the NFL with a career-high 1,746 yards from scrimmage in 2019.
- In 2019, Henry recorded eight 100-yard rushing performances including the postseason.
- In 2019, moved into fifth place on the franchise's all-time rushing touchdowns list after passing Lorenzo White (29) against Kansas City (11/10/19). In the same game, Henry also became the ninth player in franchise history to reach 3,000 career rushing yards.
- In Week 17 of the 2019 season, he was named AFC Offensive Player of the Week after his performance at Houston (12/29/19), where he rushed a season-high 32 times for a season-best 211 yards with three touchdowns to secure the NFL's rushing title.
- In 2019, became the sixth player in franchise history with at least 12 touchdowns in two or more consecutive seasons.
- In 2019, joined Napoleon Kaufman (1997-99) and Robert Smith (1997-2000) as the only players in NFL history to record a rushing touchdown of at least 70 yards in three consecutive seasons.
- Passed Steve McNair (3,439 career rushing yards) for sixth place on the team's all-time rushing list, and later passed Hoyle Granger (3,514) for fifth place on the team's all-time rushing list in 2019.
- In 2019, Henry started all three of the team's playoff games and finished the postseason with 83 carries for a league-best 446 yards and two touchdowns, all of which set career-highs. His 446 rushing yards in the postseason ranked second in franchise playoff history behind Eddie George's 449 rushing yards during the 1999 playoffs.
- In 2019, during Wild Card Weekend at New England (1/4/20), Henry set a then-franchise playoff record with 182 rushing yards on 34 carries and a touchdown, which marked the second-most yards on the road in an NFL playoff game since 1950. The following week during the Divisional Round at Baltimore (1/11/20), set a franchise playoff record with 195 rushing yards on 30 carries.
- In 2018, Henry was named to the PFWA All-AFC team after setting then single-season career highs in carries (215), rushing yards (1,059), rushing long (99t), and touchdowns (12).

- 2018 marked Henry's first career 1,000-yard season. He finished sixth in the NFL in rushing yards.
- In 2018, named AFC Offensive Player of the Week for Week 13 after collecting a franchise-best 238 rushing yards with a franchise-tying four rushing touchdowns against Jacksonville on Thursday Night Football (12/6). In the same game, he scored four rushing touchdowns to tie the franchise's single-game record (Earl Campbell, Lorenzo White).
- In Week 13 of the 2018 season, recorded the second 99-yard touchdown run in NFL history (Tony Dorsett). The run also set the mark for the longest touchdown run in franchise history and tied for the longest scrimmage play in NFL history. He also became the second player in NFL history with a rushing touchdown of at least 90 yards and a rushing touchdown of at least 50 yards in the same game (Chris Johnson).
- In 2018, named AFC Offensive Player of the Month for December after registering 97 carries for 625 yards and eight touchdowns.
- In 2018, became the seventh NFL player since the 1970 AFL-NFL merger with at least four rushing touchdowns and at least 200 rushing yards in a game (Clinton Portis, Barry Sanders, Doug Martin, Jonas Gray, Mike Anderson and Corey Dillon). Henry became the first to accomplish the feat in fewer than 20 carries (17).
- In 2017, Henry led the Titans with 744 rushing yards on 176 carries, and he rushed for five touchdowns for the second consecutive season.
- In the team's Wild Card playoff victory at Kansas City on Jan. 6, 2018, Henry recorded a franchise postseason record of 191 scrimmage yards (156 rushing, 35 receiving), breaking a 57-year-old postseason record set on Jan. 1, 1961, when Billy Cannon had 178 scrimmage yards against the Los Angeles Chargers. Henry's 156 rushing yards ranked second in franchise postseason history (162 by Eddie George on Jan. 16, 2000).
- In 2016, Henry rushed for 490 yards and five touchdowns to become the third rookie for the franchise in the "Titans era" to score at least five touchdowns in a season, joining Vince Young (seven rushing touchdowns in 2006) and Chris Johnson (nine rushing and one receiving in 2008).
- Despite playing just three seasons and not seeing extensive action in his first campaign at Alabama, Henry finished his career as the school's all-time rushing leader with 3,591 yards.
- As a senior in 2015, Henry claimed the Heisman Trophy and led his team to the College Football Playoff National Championship. He also won the Doak Walker and Maxwell Award and was selected as the Walter Camp Player of the Year after rushing for an Alabama and Southeastern Conference record 2,219 yards.

### TITANS TIDBITS:

- In high school, Henry broke the 51-year-old national high school rushing record with 12,124 yards after compiling 4,261 rushing yards as a senior.
- Henry sealed an Iron Bowl victory with an epic, career-best 271 rushing yards against the Tigers in 2015. He put the Crimson Tide on his back by carrying the ball a school-record 46 times. His 271 rushing yards were 11 more yards than Auburn had in total offense (260). He ended the game with 14 consecutive rushes to run out the clock.
- His late grandmother, Gladys Henry, helped raise him and played a key inspirational role in his development. In 2018, he fulfilled a promise to her and graduated from Alabama with his bachelor's degree. He has a portrait tattoo of her on his chest.
- Gladys Henry nicknamed him "Shocka" as a baby because he "shocked the whole family" when he was born.
- Henry has been growing out his hair since he was in elementary school.

## CAREER TRANSACTIONS:

- The Yulee, Fla., native was selected by the Titans in the second round (45th overall) the 2016 NFL Draft.

## SEASON RECAPS:

**2020 (16/16, 1/1):** Named NFL Offensive Player of the Year, selected Associated Press first-team All-Pro and named to his second career Pro Bowl. Name NFL's FedEx Ground Player of the Year for the second consecutive season. Started all 16 games and led the NFL with a franchise-record 2,027 rushing yards becoming the eighth player in NFL history to eclipse 2,000 rushing yards in a season. Became the first player since LaDainian Tomlinson (2006-07) to lead the NFL in rushing yards in consecutive seasons. Became the fifth all-time NFL player to lead the NFL in rushing yards, attempts and rushing touchdowns in consecutive seasons and the first since 1967-68. Led the NFL with 2,141 yards from scrimmage which ranks second in franchise history. Led the NFL with a career-high 17 rushing touchdowns. Started the postseason contest and rushed 18 times for 40 yards with three receptions for 11 yards. Has 23 career 100-yard rushing performances (including the playoffs), including 10 in 2020 (at DEN, at MIN, vs. HOU, at CIN, vs. IND, at BAL, at IND, at JAX, vs. DET, at HOU). Led the team in rushing yards 17 times in 2020 (at DEN, vs. JAX, at MIN, vs. BUF, vs. HOU, vs. PIT, at CIN, vs. CHI, vs. IND, at BAL, at IND, vs. CLE, at JAX, vs. DET, at GB, at HOU, vs. BAL). Named AFC Offensive Player of the Month for October after averaging a league-high 114.7 rushing yards per game, totaling an AFC-high 344 yards on 61 attempts and scoring an NFL-best five rushing touchdowns. Became the third player in franchise history to rush for 1,200 yards and 10 touchdowns in at least two consecutive seasons. Passed Lorenzo White (4,079 career rushing yards) for fourth place on the franchise's all-time rushing list at Minnesota (9/27/20). Became the fourth player in franchise history to hit 40 career rushing touchdowns at Minnesota (9/27/20). Registered his 50th career touchdown (rushing and receiving) at Baltimore (11/22/20), becoming the fifth player in franchise history to score at least 50 career touchdowns of any kind. Became the first player in NFL history with multiple game-winning overtime touchdowns in a single season (vs. HOU, at BAL). Went over the 5,000-yard career rushing mark and became the fourth player in franchise history to reach the plateau at Indianapolis (11/29/20). Logged his fourth career game with at least 200 rushing yards and two touchdowns at Jacksonville (12/13/20), becoming the NFL's first player to record four such performances, breaking Jim Brown's NFL record of three games that was later matched by Barry Sanders and LaDainian Tomlinson. Became the NFL's fifth player to rush for at least 175 and two touchdowns three times in a season, joining Baltimore's Jamal Lewis (2003), the New York Giants' Joe Morris (1986), San Diego's LaDainian Tomlinson (2006) and Miami's Ricky Williams (2002).

- At Denver (9/14), led the team with 116 rushing yards on 31 carries. Caught three passes for 15 yards out of the backfield. Became the third player in franchise history to record 10 consecutive regular season games with at least 80 scrimmage yards. Extended the Titans' initial scoring drive with an 11-yard rush on third-and-one in the second quarter.
- Against Jacksonville (9/20), rushed 25 times for 84 yards. Became the second player in franchise history to record 11 consecutive regular season games with at least 80 scrimmage yards. Extended the Titans' third touchdown drive with a seven-yard run on third-and-three in the second quarter.
- At Minnesota (9/27), rushed 26 times for 119 yards with two touchdowns. Snared two passes for 11 yards. Extended the Titans' scoring drive in the second quarter with a one-yard rush on fourth-and-one. Cut the Vikings' lead to 24-19 with a one-yard touchdown plunge in the third quarter. Gave the Titans a 25-24 lead with a one-yard touchdown rumble late in the third stanza.
- Against Buffalo (10/13), started at running back and carried the ball 19 times for 57 yards with two touchdowns. It was his 10th career game with at least 20 rushing touchdowns. Caught one pass for six yards. Gave the Titans a 14-7 advantage with a one-yard touchdown plunge on the third play of the second quarter. Increased the Titans lead to 35-16 with a nine-yard touchdown jaunt off right end in the final quarter.
- Against Houston (10/18), named AFC Offensive Player of the Week after recording 22 carries for a team-best 212 yards and two touchdowns, recording his third career 200-yard rushing game. His 212 rushing yards rank fifth in franchise history, and he now owns three of the top six single-game rushing performances in team annals. Kickstarted the Titans' second touchdown drive with a 34-yard run up the middle in the first quarter. Extended the Titans' second touchdown drive with a two-yard rumble on

third-and-one in the opening quarter. Allowed the Titans to regain the lead with a 94-yard touchdown run in the fourth quarter. Became the fifth NFL player to record two career rushing touchdowns of 90 or more yards. Kickstarted the Titans' game-winning drive with a 53-yard catch-and-run down the right sideline in overtime. Sealed the 42-36 victory with a game-winning five-yard touchdown run out the Wildcat formation in overtime.

- Against Pittsburgh (10/25), started at running back and rushed 20 times for 75 yards with a score. Caught two passes out of the backfield. Cut the Steelers lead to 27-24 with a one-yard touchdown plunge in the fourth quarter.
- At Cincinnati (11/1), led the team with 112 rushing yards on 18 carries with a score. Rushed seven times for 46 yards during the Titans' initial scoring drive in the second quarter. Extended the Titans initial touchdown drive with a four-yard run on third-and-one. Cut the Bengals' lead to 10-7 with a three-yard touchdown jaunt off right guard in the second quarter. Kept the Titans' second touchdown drive alive with a seven-yard run on third-and-one in the fourth quarter.
- Against Chicago (11/8), rushed 21 times for a team-high 68 yards. Extended the Titans' first touchdown drive with a two-yard run on third-and-two in the second quarter. Kickstarted the Titans' final touchdown drive with a 26-yard jaunt off right end in the fourth quarter.
- Against Indianapolis (11/12), led the team with 103 rushing yards on 19 carries. Hauled in one pass for six yards.
- At Baltimore (11/22), carried the ball 28 times for 133 yards with the game-winning score, his 50th career touchdown. Extended a Titans' scoring drive with a three-yard run on third-and-one late in the second quarter. Ran for a 24-yard gain in the fourth quarter, which put him over the 1,000-yard rushing mark for the third consecutive season. Gave the Titans a 30-24 victory with a 29-yard game-winning, walkoff touchdown run in overtime.
- At Indianapolis (11/29), led the team with 178 rushing yards on 27 carries with three rushing scores. Extended his streak to eight consecutive regular season road games with at least 100 rushing yards. Registered his third career game with at least three rushing touchdowns. Caught two passes for seven yards. Gave the Titans an early 7-0 lead by taking a sweep lateral and sprinting 12 yards for the opening touchdown. Increased the Titans lead to 21-14 with a one-yard touchdown run off right end in the second quarter. On his second touchdown of the day, he passed Charlie Hennigan (51) for fourth place on the franchise's all-time touchdowns list. Kickstarted the Titans' fourth touchdown drive with a 31-yard jaunt off right tackle in the second stanza. Slashed his way to an 11-yard touchdown run and a 28-14 lead with less than two minutes remaining in the first half.
- Against Cleveland (12/6), rushed 15 times for 60 yards and caught one pass for nine yards.
- At Jacksonville (12/13), carried the ball 26 times for 215 yards (8.3 avg.) with two touchdowns. Logged his fourth career game with at least 200 rushing yards and two touchdowns, becoming the NFL's first player to record four such performances, breaking Jim Brown's NFL record of three games that was later matched by Barry Sanders and LaDainian Tomlinson. Registered his ninth consecutive road game with at least 100 rushing yards. Caught two passes for seven yards out of the backfield. Increased the Titans lead to 14-3 with a 36-yard touchdown run up the middle late in the second quarter. Set up the Titans third touchdown of the day with a 47-yard scamper down to the Jaguars' five-yard line early in the third stanza. Gave the Titans a commanding 31-3 advantage with a one-yard touchdown plunge in the third quarter.
- Against Detroit (12/20), rushed 24 times for 147 yards with a touchdown. Caught two passes for five yards. Gave the Titans an early 7-0 lead with a three-yard score off left end for his 15th rushing touchdown of the season. With the touchdown, he joined Terrell Davis (1997-98), Shaun Alexander (2004-05) and Larry Johnson (2005-06) as the only players in NFL history to rush for 1,500 yards and 15 touchdowns in two consecutive seasons. Set up a Titans' touchdown with a 33-yard run down to the Lions' three-yard line on third-and-one on the first play of the fourth quarter. Increased the Titans' lead to 32-18 with a two-point conversion plunge early in the fourth quarter.
- At Green Bay (12/27), rushed 23 times for 98 yards.
- At Houston (1/3), named AFC Offensive Player of the Week after carrying the ball 34 times for a franchise-record 250 rushing yards with two touchdowns in the Titans' division-clinching victory and in the process became the eighth player in NFL history to eclipse 2,000 rushing yards in a season. Became the first player in NFL history with five career games with at least 200 rushing yards and two rushing touchdowns. Gave the Titans a 10-3 lead with a 52-yard touchdown jaunt off right tackle on the first play of the second quarter. Set up the Titans' second touchdown of the afternoon with a 28-yard run to the Texans' one-yard line in the second

stanza. Extended the Titans' lead to 24-9 with a six-yard touchdown run off left end in the third quarter. Set up a Titans' touchdown in the third quarter with a 45-yard rumble down the right sideline to the Houston five-yard line in the third quarter.

- Against Baltimore (1/10), rushed 18 times for 40 yards and caught three passes for 11 yards.

**2019 (15/15, 3/3):** Named the NFL's FedEx Ground Player of the Year. Named second-team All-Pro by the Associated Press. Selected to his first career Pro Bowl. Started 15 games at running back and led the NFL with a career-best 1,540 rushing yards. Led the AFC, ranked third in NFL and led the squad with a career-high 18 total touchdowns. Hauled in 18 receptions for 206 yards with two receiving touchdowns. Ranked second in the AFC and fourth in the NFL with a career-best 1,746 yards from scrimmage. Has posted 24 rushing touchdowns in his past 20 regular season games, which leads the NFL in that time period. Finished with the fourth-best rushing yardage total in franchise history and second in franchise history with 16 rushing touchdowns. Was inactive for one contest. Started all three playoff contests and finished the postseason with 83 rushing attempts for a league-best 446 yards and two touchdowns. His rushing yardage total ranked second in franchise postseason history behind Eddie George's 449 rushing yards during the 1999 playoffs. Hauled in five passes for 21 yards and threw a three-yard touchdown pass. Led the team in rushing yards 17 times in 2019 (at CLE, vs. IND, at ATL, vs. BUF, at DEN, vs. LAC, vs. TB, at CAR, vs. KC, vs. JAX, at IND, at OAK, vs. HOU, at HOU, at NE, at BAL, at KC). Tied for the team lead in receptions once in 2019 (at BAL). With two rushing touchdowns against Kansas City (11/10/19), passed Lorenzo White (29) for fifth place on the franchise's all-time rushing touchdowns list. Became the sixth player in franchise history with at least 12 touchdowns in two or more consecutive seasons. With his 74-yard touchdown run against Jacksonville (11/24/19), he joined Napoleon Kaufman (1997-1999) and Robert Smith (1997-2000) as the only players in NFL history to record a rushing touchdown of at least 70 yards in three consecutive seasons. Passed Steve McNair (3,439 career rushing yards) for sixth place on the team's all-time rushing list and later passed Hoyle Granger (3,514) for fifth place on the team's all-time rushing list at Oakland (12/8/19). Set a franchise playoff record with 182 rushing yards at New England (1/4/20) and then reset it with 195 rushing yards at Baltimore (1/11/20).

- At Cleveland (9/8), started at running back and rushed a game-high 19 times for a team-best 84 yards with a touchdown. Snared one reception for a career-best 75-yard touchdown. It was his first career performance with a rushing touchdown and receiving touchdown in a game. Gave the Titans a 10-6 lead with a one-yard touchdown plunge in the second quarter. Answered a Browns touchdown with a 75-yard touchdown reception on a screen to give the Titans a 22-13 lead late in the third quarter.

- Against Indianapolis (9/15), started at running back and led the team with 82 rushing yards on 15 carries with a touchdown. Caught two passes for 12 yards. Gave the Titans a 14-13 lead with a one-yard touchdown plunge in the third stanza.

- At Atlanta (9/29), started at running back and led the team with 100 rushing yards on 27 carries. Hauled in one reception for eight yards out of the backfield.

- Against Buffalo (10/6), started at running back and led the team with 78 rushing yards on 20 carries with a touchdown. Rumbled for 24 yards on a rush off right end late in the first quarter. Evened the score at 7-7 with a one-yard touchdown plunge on third-and-one in the third quarter.

- Against L.A. Chargers (10/20), started at running back and led the team with 90 rushing yards on 22 rushes with a touchdown. Snagged one reception for 18 yards. Extended the Titans' lead to 23-13 with an 11-yard touchdown rumble off left end in the fourth quarter. On an eight-yard run in the fourth quarter, he passed Ronnie Coleman (2,769 career rushing yards) for ninth place on the franchise's all-time rushing list.

- At Carolina (11/3), started at running back and carried the ball 13 times for 63 yards with a touchdown. Snared three passes for 36 yards with a receiving score. During the Titans' initial touchdown drive in the third quarter, rushed seven times for 47 yards and finished the march with an eight-yard touchdown run up the middle. Cut the Panthers' lead to 24-14 with a 23-yard touchdown reception on a screen early in the final quarter.

- Against Kansas City (11/10), started at running back and rushed 23 times for a then-season-best 188 rushing yards with two touchdowns. Caught two passes for three yards. Gave the Titans a 20-19 with a 68-yard touchdown run up the middle in the third quarter. On his 68-yard touchdown, became the ninth player in franchise history to reach 3,000 career rushing yards. Cut the Chiefs' lead to 29-27 with a one-yard touchdown plunge midway through the fourth quarter.

- Against Jacksonville (11/24), started at running back and rushed 19 times for 159 yards with two touchdowns. Caught one pass for 16 yards. Set up the Titans' second touchdown with a pass to Jonnu Smith which drew a 16-yard pass interference penalty in the end zone in the third quarter. Broke the game open with a 74-yard touchdown run down the left sideline in the third quarter. Less than 30 seconds later after a Titans' fumble recovery on the ensuing kickoff, gave the team a commanding 28-3 lead with a seven-yard touchdown plunge.

- At Indianapolis (12/1), started at running back and carried the ball 26 times for 149 yards with a touchdown. Tied for the team lead with three receptions for 17 yards. Posted his third consecutive 100-yard+ rushing performance. Kept the Titans' opening touchdown drive alive with a three-yard run on third-and-one in the first quarter. Kickstarted the Titans' second touchdown march with a 34-yard run off right end in the third stanza. Cut the Colts lead to 17-14 with a 13-yard touchdown jaunt on fourth-and-one in the third quarter.

- At Oakland (12/8), started at running back and posted his fourth consecutive 100-yard rushing performance with a team-best 103 yards on the ground on 18 carries with two rushing scores. Caught one pass for six yards. Extended the Titans' first touchdown drive with a 12-yard rumble on third-and-one in the opening quarter. Evened the score at 7-7 with a 12-yard touchdown run off left end in the opening quarter. Gave the Titans a 28-21 lead with a 10-yard touchdown jaunt up the middle in the third stanza.

- At Houston (12/29), named AFC Offensive Player of the Week. Rushed a season-high 32 times for a season-best 211 yards with three touchdowns to become the NFL's leading rusher in 2019. Carried the ball seven times for 46 yards during the Titans' touchdown march to start the second half. Increased the Titans lead to 21-7 with a three-yard touchdown plunge in the third quarter. Gave the Titans a 28-14 advantage with a one-yard touchdown run early in the final stanza. Sealed the victory and captured the 2019 NFL rushing title with a 53-yard touchdown jaunt late in the fourth quarter.

- At New England (1/4), started at running back and led the team with a then franchise playoff record 182 rushing yards on 34 carries with a touchdown. Snared a 22-yard reception out of the backfield. Rushed for the second-most yards on the road in an NFL playoff game since 1950. Fueled the Titans' opening touchdown march with seven carries for 49 yards. Kickstarted the Titans' second touchdown drive with a 29-yard jaunt off right tackle in the second quarter. Set up the Titans' second touchdown with a 22-yard catch on a screen down to the Patriots' one-yard line late in the second quarter. Gave the Titans a 14-13 lead with a one-yard touchdown plunge late in the second stanza. Accounted for all 75 yards during the Titans' second touchdown drive.

- At Baltimore (1/11), started at running back. Collected a franchise postseason record 195 rushing yards on 30 carries and threw his first career touchdown pass. Tied for the team lead with two catches for seven yards. Set up the Titans' third touchdown of the afternoon with a 66-yard jaunt up the middle to the Ravens' six-yard line in the third quarter. Extended the Titans lead to 21-6 with a three-yard touchdown pass to Corey Davis out of the wildcat formation midway through the third stanza.

- At Kansas City (1/19), started at running back and rushed 19 times for 69 yards with a touchdown. Hauled in two passes for minus-eight yards. Gave the Titans a 10-0 lead with a four-yard touchdown run on a direct snap in the first quarter. Extended the Titans' second touchdown drive with a three-yard run on third-and-one in the second stanza.

**2018 (16/12):** Named to the PFWA's All-AFC team. Played in all 16 games with 12 starts at running back. Led the team and tied for the AFC lead with a then career-best 12 rushing touchdowns. Led the team and ranked second in the AFC with a then career-high 1,059 rushing yards on 215 carries. Hauled in 15 receptions for 99 yards. Completed two of three passes for 14 yards. Set a franchise record with 238 rushing yards and tied a franchise mark with four rushing touchdowns, including an NFL-record-tying 99-yard rushing score against Jacksonville (12/6/18). Led the team in rushing yards eight times in 2018 (vs. HOU, at JAX, at BUF, vs. NE, at IND, vs. JAX, at NYG, vs. WAS). Named AFC Offensive Player of the Week after collecting a franchise-best 238 rushing yards with a franchise-tying four rushing touchdowns against Jacksonville (12/6/18). Named AFC Offensive Player of the Month for December 2018 after registering 97 carries for 625 yards and eight touchdowns. Henry authored one of only four calendar months for the franchise since 1970 in which a player rushed for at least 600 yards.

- Against Houston (9/16), started at running back and led the team with 18 carries and 56 rushing yards. Posted his first career completion with a toss

to Taywan Taylor for eight yards on a play out of the Wildcat formation. Extended the Titans' second scoring drive with a five-yard jaunt out of the Wildcat on third-and-one in the first quarter.

- At Los Angeles Chargers in London (10/21), started at running back and carried the ball 12 times for 33 yards with a touchdown. Snared two receptions for 32 yards out of the backfield. Ignited the Titans' second scoring drive with a 21-yard catch in the second stanza. Cut the Chargers' lead to 17-13 with a one-yard touchdown plunge with 9:43 left to play in the third quarter. Kept the Titans' final touchdown drive alive with a three-yard run on third-and-one in the fourth quarter.

- Against New England (11/11), started at running back and led the team with 58 rushing yards on 11 carries with a then career-high-tying two rushing scores. Extended the Titans lead to 24-10 with a one-yard touchdown plunge late in the second quarter. Sealed the Titans' victory with a 10-yard touchdown run out of the Wildcat to make the score 34-10 in the fourth quarter.

- Against Jacksonville (12/6), named AFC Offensive Player of the Week after rushing 17 times for a franchise-best 238 rushing yards with a franchise-tying four rushing touchdowns. His 238 rushing yards set a new franchise record, breaking Chris Johnson's mark of 228 yards against the Jaguars on Nov. 1, 2009. Became the seventh NFL player since the 1970 AFL-NFL merger with at least four rushing touchdowns and at least 200 rushing yards in a game. Matched Johnson as the only players in NFL history with a rushing touchdown of at least 90 yards and a rushing touchdown of at least 50 yards in the same game. Gave the Titans an early 7-0 lead with a three-yard touchdown plunge in the first quarter. Gave the Titans a commanding 13-2 lead with an NFL record-tying long 99-yard touchdown jaunt that featured multiple stiff arms in the second quarter. Notched his third rushing touchdown of the evening with a 16-yard rumble up the middle in the third quarter. Tied the franchise record with his fourth rushing score on a 54-yard sprint down the right sideline in the third stanza. With his four touchdowns in the game, he set a new career high with nine rushing touchdowns on the season.

- At N.Y. Giants (12/16), started at running back and posted a career-high 33 rushes for 170 yards and two touchdowns. Grabbed one reception out of the backfield. Recorded a team-best 10 first downs. Gave the Titans an early 7-0 lead with a one-yard touchdown plunge on fourth-and-goal in the first stanza. On a 22-yard run in the second quarter, surpassed 2,000 career rushing yards. Increased the Titans lead to 14-0 with his second one-yard touchdown run of the afternoon with 2:20 left to play in the third quarter.

- Against Washington (12/22), started at running back and rushed 21 times for 84 yards with a touchdown. Caught one pass for eight yards. Gave the Titans an early 6-3 lead with a one-yard touchdown plunge in the first quarter. Set up the Titans' game-winning touchdown with an 18-yard rumble down to the Redskins' two-yard line in the final stanza.

- Against Indianapolis (12/30), started at running back and led the team with 93 rushing yards on 16 carries. Hauled in one reception for 13 yards. Set up a Titans' touchdown by rumbling 33 yards to the Colts' 22-yard line late in the third quarter.

**2017 (16/2, 2/2):** Saw action in all 16 games with two starts at running back and led the team with a career-best 744 rushing yards on 176 carries. Tied for second on the squad with five rushing touchdowns. Caught 11 passes for 136 yards with a touchdown. Started his first two career postseason contests and led the squad with 184 rushing yards on 35 carries with a touchdown. Recorded five catches for 56 yards. Led the team in rushing yards eight times in 2017 (at JAX, vs. IND, vs. BAL, vs. CIN, at PIT, at IND, vs. HOU, at KC). Had three 100-yard rushing performances (including the playoffs) in 2017 (vs. IND, vs. HOU, at KC). Collected a career-best 131 rushing yards against Indianapolis (10/16/17). Set a new single-game postseason franchise record with 191 scrimmage yards at Kansas City (1/6/18), breaking a 57-year-old record.

- At Jacksonville (9/17), saw action as a reserve at running back and led the team with a then career-best 92 rushing yards on 14 carries with a touchdown. Posted 87 of his rushing yards in the second half. Kept the Titans' second scoring drive alive with a two-yard run on third-and-one in the second quarter. Gave the Titans a 16-3 lead with a punishing 17-yard touchdown run up the middle with 6:36 left to play in the third quarter. Extended the Titans' final touchdown drive with a three-yard plunge on third-and-one in the final quarter.

- Against Indianapolis (10/16), saw action as a reserve at running back and led the team with a career-best 131 rushing yards on a career-high 19 rushes with a touchdown. Caught one pass for 14 yards out of the backfield. Sealed the Titans' win with a 72-yard touchdown rumble down

the left sideline on third-and-five with 47 second left to play in the game.

- Against Baltimore (11/5), played as a reserve at running back and led the team with 26 rushing yards on eight carries including a touchdown. Caught two passes for 10 yards. Increased the Titans lead to 16-6 with a one-yard touchdown run on third-and-one in the second quarter. Extended the Titans' game-winning touchdown drive with a six-yard catch on third-and-three in the fourth quarter.

- At Indianapolis (11/26), saw action as a reserve at running back and led the team with 79 rushing yards on 13 carries. Hauled in one reception for 10 yards out of the backfield. During the team's game-winning drive in the fourth quarter, posted five carries for 42 yards and one reception for 10 yards. Helped seal the game with a 16-yard run on the first play after the two-minute warning.

- Against Houston (12/3), played as a reserve at running back and led the team with 109 rushing yards on 11 carries with a score. Set up the Titans' first touchdown with a 24-yard rumble down to the Texans' nine-yard line. Extended the Titans' second touchdown drive with a three-yard run on fourth-and-one late in the third quarter. Clinched the victory with a 75-yard touchdown run on third-and-five late in the fourth quarter.

- At Arizona (12/10), started at running back as the team opened in a two-back set and rushed eight times for 20 yards with a touchdown. Gave the Titans a 7-0 lead with a six-yard touchdown run off left end with 7:16 remaining in the first half.

- Against Jacksonville (12/31), started at running back and carried the ball a career-high 28 times for 51 yards. Led the team with 66 receiving yards and a touchdown. Gave the Titans a 6-0 lead with a 66-yard touchdown catch on a screen pass early in the second quarter.

- At Kansas City (1/6), started at running back and led the team with 156 rushing yards on 23 carries with a touchdown in his first career postseason game. Caught two passes for 35 yards out of the backfield. His 191 scrimmage yards set a new single-game postseason record for the franchise, breaking a 57-year-old record. Cut the Chiefs' lead to 21-16 with a 35-yard touchdown jaunt with 14:08 left to play in the game. Sealed the victory with a 22-yard rumble for a first down on third-and-10 with 1:53 remaining in the game.

**2016 (15/2):** Played in 15 games with two starts at running back as a rookie and ranked second on the team with 490 rushing yards on 110 carries with five touchdowns. Became the third rookie for the franchise in the "Titans era" to score at least five touchdowns in a season. Hauled in 13 receptions for 137 yards. Did not play in one contest after suffering an injury in pregame warmups. Led the team in rushing yards twice (at CHI, vs. HOU). Tied for the team lead in receptions once (vs. JAX). Appeared in his first career NFL game and started at running back against Minnesota (9/11/16). Posted his first career touchdown against Jacksonville (10/27/16).

- Against Minnesota (9/11), made his NFL debut and started in a two-running back set. Carried the ball five times for three yards and caught two passes for 41 yards. Set up the Titans' opening field goal by hauling in his first career catch and reversing field for a 29-yard gain in the first quarter.

- At Detroit (9/18), played as a reserve at running back and rushed nine times for 40 yards. Caught one pass for nine yards. Extended the Titans' first scoring drive with a five-yard jaunt on third-and-one late in the opening stanza.

- At Miami (10/9), started at running back as the team opened the game in a two-running back set. Rushed seven times for 54 yards with a long rush of 22 yards. Set up the Titans' second touchdown with a 22-yard dash up the middle in the second quarter.

- Against Jacksonville (10/27), played significant snaps as a reserve at running back and rushed 16 times for 60 yards with his first career touchdown. Tied for the team lead with four receptions for 37 yards. Increased the Titans lead to 17-0 with his first career rushing touchdown on a six-yard run off right end in the second quarter. Kept the Titans' final scoring drive alive with a two-yard rumble on third-and-one on the first play of the fourth quarter.

- At San Diego (11/6), did not play after being injured in pregame warmups.
- At Chicago (11/27), played as a reserve at running back and led the team with 60 rushing yards on eight carries with a touchdown. Evened the score at 7-7 with an 11-yard touchdown run off left tackle with four seconds left to play in the first quarter.

- At Kansas City (12/18), played as a reserve at running back and carried the ball nine times for 58 yards with two touchdowns. Carried the ball five times for 41 yards during the Titans' initial touchdown drive that was punctuated by his four-yard touchdown run with 11:58 left to play in the second quarter. Cut the Chiefs' lead to 17-16 with his second touchdown of the afternoon, a one-yard jaunt, with 3:12 left to play in the fourth quarter.

- Against Houston (1/1), played as a reserve at running back and led the team with a career-best 65 rushing yards on 15 carries with a touchdown. Caught one pass for three yards. Kept the Titans' final touchdown drive alive with a 14-yard run on third-and-one in the third quarter. Gave the Titans a 21-7 advantage with a two-yard touchdown jaunt with 4:44 left to play in the third stanza.

#### COLLEGE:

- In three seasons at Alabama (2013-15), Henry played in 39 games and totaled 602 carries for a school-record 3,591 yards and 42 rushing touchdowns and added 285 yards on 17 career receptions with three receiving scores. Henry won numerous awards including the Heisman Trophy, the Doak Walker Award, Walter Camp Award, and Maxwell Award. During Alabama's victory over Clemson in the 2016 College Football Playoff National Championship, he broke Shaun Alexander's record for most career rushing yards in Alabama history.
- As a junior (2015), claimed the Crimson Tide's second Heisman Trophy and led his team to the College Football Playoff National Championship. Also won the Doak Walker and Maxwell Award and was selected as the Walter Camp Player of the Year. Named a unanimous first team All-American and first team All-SEC by the league's coaches and the Associated Press. Selected as the SEC Offensive Player of the Year by both outlets. Rushed for a school- and Southeastern Conference record 2,219 yards, which led the nation and was the fifth most in a single-season by an FBS player in college football history. Averaged 147.9 yards per game, which was second in the country. His 28 rushing touchdowns were a national best and an SEC record, snapping Tim Tebow and Tre Mason's old mark of 23. Led the SEC in rushing in conference games with a 179.2 yards per game average, including 13 touchdowns. Had multiple rushing touchdowns in nine games and set the Alabama single-season record with 10 100-yard rushing games and four 200-yard games, which broke Bobby Humphrey's school record (3) set in 1986. Only the third running back in SEC history (Herschel Walker and Bo Jackson) to have four 200-yard games in a single season. Set the school record with 11 consecutive games with a rushing touchdown and finished his career 20 straight, which was the most in the SEC history. Caught 11 passes for 91 yards. Accounted for a team-high 109 first down rushes on a school-record 395 carries. Was a five-time SEC Offensive Player of the Week (Wisconsin, Georgia, Texas A&M, Mississippi State and Auburn).
- At Auburn (11/28/15), produced a Heisman-worthy performance as he rushed his way past the Tigers on the Plains to the tune of a career-high 271 yards on the ground on a school-record 46 carries. Scored a touchdown on his 46th and final carry on a 25-yard jaunt that capped 14 straight rushes to end the game. Earned Walter Camp National Player of the Week honors and SEC Player of the Week accolades.
- Against Clemson (1/11/16), rushed for 158 yards and three touchdowns as the Crimson Tide claimed a 45-40 victory to win the national championship. Carried 36 times, including a 50-yard touchdown scamper in the first quarter and then sealed the win with a one-yard plunge with 1:07 remaining in the game.
- As a sophomore (2014), finished the year with 990 rushing yards on 172 carries with 11 rushing touchdowns. Had five receptions for 133 yards and two receiving touchdowns. Played in all 14 games with two starts and had 21 explosive rushes of 12 yards or more while converting 47 first downs, including four on third down. Three of his five receptions were explosive, taking screen passes 29, 41 and 52 yards.
- As a freshman (2013), as a true freshman saw action in 12 games and totaled 382 rushing yards on 35 carries for a 10.9 yards per carry average. Rushed 10 times (28.6 percent) for 12 yards or more while converting 17 first downs. Took his one pass reception to the end zone for a 61-yard catch and run in the Sugar Bowl. Contributed three tackles on special teams. Registered two 100-yard game (111 vs. Arkansas and 100 vs. Oklahoma).
- Graduated from Alabama in May 2018 with a degree in communications.

#### PERSONAL:

- Single, splits time between Nashville and Yulee, Fla.
- Attended Yulee (Fla.) High School, where he was five-star prospect that was listed as the nation's No. 1 athlete and No. 4 running back prospect.
- Was a member of the 2012 All-USA Football Team, chosen by USA Today and also was named the 2012 Maxwell Football Club National High School Player of the Year.
- Broke Ken Hall's 51-year-old national high school rushing record with 12,124 yards after rushing for 4,261 yards as a senior in 2012. Was a

Parade Magazine All-American and the publication's National Player of the Year.

- Played for the East squad in the U.S. Army All-American Bowl, rushing for 53 yards with a touchdown and a two-point conversion.
- Named MaxPreps National Player of the Year and first-team All-American after finishing his high school career with 153 rushing touchdowns, which ranks fifth all time, including 55 scores in 2012.
- Set the Florida high school record with a 510-yard performance against Jacksonville Jackson and averaged 9.2 yards per carry and 327.8 yards per game as a senior.
- Named 2012 first-team All-State selection by the Associated Press and was the Player of the Year on the All-First Coast team.
- Named the 2012 Columbus (Ohio) Touchdown Club National High School Player of the Year as a senior.
- As a junior (2011), rushed for 2,610 yards and 34 scores to earn first-team All-Coast honors from the Florida Times-Union.
- As a sophomore (2010) was named first-team All-Coast running back after rushing for 2,788 yards and 38 touchdowns while averaging 8.9 yards per attempt.
- As a freshman (2009), rushed for 2,465 yards and 26 scores.
- Also played basketball and ran track (100, 400, 4x100, 4x400) in high school.
- As a standout track & field athlete, he competed as a sprinter and posted a personal-best time of 11.11 seconds in the 100-meter dash at the 2011 FHSAA 2A District 3 Championships, where he placed seventh.
- List of favorites: (movie) "Remember the Titans"; (musician) Kevin Gates; (place to get away) anywhere with his family; (food) wings; (athletes as a child) LaDainian Tomlinson and Eddie George; (sports teams as a child) New York Yankees, Los Angeles Lakers.
- Has a dog, Nino.
- Follow Henry on Twitter at @kinghenry\_2.
- Follow Henry on Instagram at @last\_king\_2.
- Born Derrick Lamar Henry, Jr. on Jan. 4, 1994 in Yulee, Fla.





## DERRICK HENRY'S NFL STATISTICS

### REGULAR SEASON

Year	Team	REGULAR SEASON		RUSHING					RECEIVING				
		GP	GS	Att	Yds	Avg	Lg	TD	No	Yds	Avg	Lg	TD
2016	Tennessee	15	2	110	490	4.5	22	5	13	137	10.5	29	0
2017	Tennessee	16	2	176	744	4.2	75t	5	11	136	12.4	66t	1
2018	Tennessee	16	12	215	1,059	4.9	99t	12	15	99	6.6	21	0
2019	Tennessee	15	15	303	1,540	5.1	74t	16	18	206	11.4	75t	2
2020	Tennessee	16	16	378	2,027	5.4	94t	17	19	114	6.0	53	0
<b>NFL Totals</b>		<b>78</b>	<b>47</b>	<b>1,182</b>	<b>5,860</b>	<b>5.0</b>	<b>99t</b>	<b>55</b>	<b>76</b>	<b>692</b>	<b>9.1</b>	<b>75t</b>	<b>3</b>

### PLAYOFFS

Year	Team	PLAYOFFS		RUSHING					RECEIVING				
		GP	GS	Att	Yds	Avg	Lg	TD	No	Yds	Avg	Lg	TD
2017	Tennessee	2	2	35	184	5.3	35t	1	5	56	11.2	29	0
2019	Tennessee	3	3	83	446	5.4	66	2	5	21	4.2	22	0
2020	Tennessee	1	1	18	40	2.2	8	0	3	11	3.7	7	0
<b>NFL Totals</b>		<b>6</b>	<b>6</b>	<b>136</b>	<b>670</b>	<b>4.9</b>	<b>66</b>	<b>3</b>	<b>13</b>	<b>88</b>	<b>6.8</b>	<b>29</b>	<b>0</b>

#### Single-Game Highs

Rushes - **34 at Houston (1/3/21)**  
 Rushing Yards - **250 at Houston (1/3/21)**  
 Long Rush - 99t vs. Jacksonville (12/6/18)  
 Touchdowns - 4 vs. Jacksonville (12/6/18)  
 Receptions - 4 vs. Jacksonville (10/27/16)  
 Receiving Yards - 75 at Cleveland (9/8/19)  
 Long Reception - 75t at Cleveland (9/8/19)  
 Touchdowns - 1 (Three times, last at Carolina 11/3/19)

#### Additional Statistics

Pass Attempts - 2 for 3 for 14 yards (2018)  
 Tackles - 4 (2018), 1 (2019)  
 Two-Point Conversions - **1 run (2020)**  
 Fumble Recoveries - **1 (2020)**

#### Playoff Single-Game Highs

Rushes - 34 at New England (1/4/20)  
 Rushing Yards - 195 at Baltimore (1/11/20)  
 Long Rush - 66 at Baltimore (1/11/20)  
 Touchdowns - 1 (Three times, last at Kansas City 1/19/20)  
 Receptions - **3 (Twice, last vs. Baltimore 1/10/21)**  
 Receiving Yards - 35 at Kansas City (1/6/18)  
 Long Reception - 29 at Kansas City (1/6/18)

#### Additional Playoff Statistics

Pass Attempts - 1 for 1 for 3-yard touchdown at Baltimore (1/11/20)  
 Fumble Recoveries - 1 (2019)



# 16 CODY HOLLISTER

WIDE RECEIVER • 6'4" • 216 LBS • COLLEGE: ARKANSAS  
ACQUIRED: FREE AGENT - 2019 • NFL EXPERIENCE (NFL/TITANS): 3/2  
HOMETOWN: BEND, ORE.  
GAMES PLAYED/GAMES STARTED: 7/0 (PLAYOFFS: 0/0)

**PRO:** The Titans signed Cody Hollister as a free agent following a tryout during 2019 rookie minicamp. He spent the entire 2019 campaign with the team on either the 53-man roster or the practice squad, appearing in a total of five contests. The 6-foot-4-inch, 216-pounder is known as a good route-runner and has a large catch radius. The University of Arkansas product spent his first two NFL seasons a member of the New England Patriots—the first campaign on the practice squad and the second on injured reserve.

#### CAREER HIGHLIGHTS:

- In 2019, he saw action for the first time in his career, posting two catches for 13 yards in five games with the Titans.

#### TITANS TIDBITS:

- Hollister's twin brother, Jacob, was a tight end at Wyoming and was also signed by the New England Patriots along with Cody as rookie free agents in 2017. The two brothers were teammates with the Patriots for the 2017 and 2018 campaigns. Jacob was traded to the Seattle Seahawks during the 2019 offseason.
- Hollister is a talented singer/songwriter. He has used social media to post several song performances.
- He is very comfortable in the kitchen and used the 2020 quarantine due to the coronavirus as a time to hone his culinary skills.

#### CAREER TRANSACTIONS:

- The Bend, Ore., native was signed by the New England Patriots as an undrafted free agent on May 5, 2017.
- Waived by the Patriots on Sept. 2, 2017 and signed to the team's practice squad a day later.
- Waived by the Patriots on July 24, 2018 with a non-football injury and moved to injured reserve - non-football injury on Sept. 1, 2018.
- Signed by the Titans as a free agent on May 13, 2019.
- Waived by the Titans on Aug. 31, 2019 and signed to the team's practice squad a day later.
- Signed by the Titans to their active roster from the practice squad on Nov. 9, 2019.
- Waived by the Titans on Sept. 15, 2020 and signed to the team's practice squad two days later.
- Activated from the practice squad to the active roster COVID-19 replacement on Oct. 13, 2020.

#### SEASON RECAPS:

**2020 (2/0, 0/0 - Tennessee):** Appeared in two games and caught one pass for 12 yards. Spent 14 weeks on the team's practice squad, including two games on the practice squad reserve/COVID-19 list. Was elevated to the active roster from the practice squad on gameday once. Was on the practice squad for the postseason contest.

- At Denver (9/14), played as a reserve on special teams.
- Against Buffalo (10/13), saw action as a reserve at wide receiver and snared one reception for 12 yards. Converted a third-and-four with a 12-yard catch during the Titans' initial fourth quarter touchdown drive.

**2019 (5/0, 0/0 - Tennessee):** Saw action as a reserve in five games and caught two passes for 13 yards. Registered two special teams tackles. Was inactive for two games. Spent nine weeks on the Titans' practice squad. Was inactive for all three postseason contests. Tied for the team lead in special teams tackles once (at OAK). Appeared in his first career NFL contest against Kansas City (11/10/19).

- Against Kansas City (11/10), made his NFL debut as a reserve on special

teams.

- At Indianapolis (12/1), saw action as a reserve at wide receiver and caught two passes for 13 yards.
- At Oakland (12/8), played as a reserve at wide receiver and on special teams. Tied for the team lead with a special teams tackle on coverage units.
- Against Houston (12/15), saw action as a reserve on special teams.
- Against New Orleans (12/22), played as a reserve on special teams and registered a tackle on coverage units.

**2018 (0/0, 0/0 - New England):** Spent the entire season on injured reserve with a non-football injury.

**2017 (0/0, 0/0 - New England):** Was released prior to the start of the regular season and spent the entire 2017 season on the Patriots' practice squad.

#### COLLEGE:

- Played in 29 games with 12 starts at Arkansas and caught 27 passes for 342 yards and a touchdown. Also rushed twice for 48 yards and one score. Caught at least one pass in 13 games and 16 of his catches converted first downs.
- As a senior (2016), appeared in 11 games and collected 10 receptions for 140 yards, while rushing twice for 48 yards and a touchdown. Shared the team's Special Teams MVP award with punter Toby Baker after tallying eight tackles on the punt and kickoff teams. Seven of 10 receptions resulted in a first down.
- As a junior (2015), missed a majority of the season due to a broken foot. Played in five games and recorded four receptions for 65 yards.
- As a sophomore (2014), attended Arkansas and appeared in all 13 games with seven starts at wide receiver. Registered 13 receptions for 137 yards and one touchdown.
- As a redshirt freshman (2013), attended Arizona Western Community College and was a first-team all-conference selection after leading the team with 69 receptions for 934 yards and five touchdowns.
- As a freshman (2012), redshirted at Nevada.
- Earned a marketing degree in May 2016 from Arkansas and was a two-time Fall SEC Academic Honor Roll honoree (2014-15).

#### PERSONAL:

- Attended Mountain View (Ore.) High School helped lead the team to the 5A state championship.
- Was named first-team All-State in his senior season and finished the 2011 season with 64 receptions for 1,038 yards and 15 touchdowns. Caught 12 passes for 146 yards in the state championship game, giving the city of Bend its first state title since 1940.
- As a junior, he caught 72 passes for 1,270 yards and 15 touchdowns while helping Mountain View advance to the semifinal round of the state playoffs.
- Also played basketball and baseball.
- Follow Hollister on Twitter at @C\_hollister81.
- Follow Hollister on Instagram at @codyhollister.
- Born Cody Hollister on Nov. 18, 1993 in Bend, Ore.

## CODY HOLLISTER'S GAME-BY-GAME

2019 Tennessee Titans					RECEIVING					2020 Tennessee Titans					RECEIVING				
Date	Opp.	W/L	P/S	No	Yds	Avg	Lg	TD	Date	Opp.	W/L	P/S	No	Yds	Avg	Lg	TD		
Sept 8	@ Cle	W	PS						Sept 14	@ Den	W	p	0	0	0.0	-	0		
Sept 15	Ind	L	PS						Sept 20	Jax	W	PS							
Sept 19	@ Jax	L	PS						Sept 27	@ Min	W	PS							
Sept 29	@ Atl	W	PS						Oct 13	Buf	W	p	1	12	12.0	12	0		
Oct 6	Buf	L	PS						Oct 18	Hou	W	PS							
Oct 13	@ Den	L	PS						Oct 25	Pit	L	PS							
Oct 20	LAC	W	PS						Nov 1	@ Cin	L	PS							
Oct 27	TB	W	PS						Nov 8	Chi	W	PS							
Nov 3	@ Car	L	PS						Nov 12	Ind	L	PS							
Nov 10	KC	W	p	0	0	0.0	-	0	Nov 22	@ Bal	W	PS							
Nov 24	Jax	W	IA						Nov 29	@ Ind	W	PS							
Dec 1	@ Ind	W	p	2	13	6.5	11	0	Dec 6	Cle	L	PS							
Dec 8	@ Oak	W	p	0	0	0.0	-	0	Dec 13	@ Jax	W	PS							
Dec 15	Hou	L	p	0	0	0.0	-	0	Dec 20	Det	W	R/PSC							
Dec 22	NO	L	p	0	0	0.0	-	0	Dec 27	@ GB	L	R/PSC							
Dec 29	@ Hou	W	IA						Jan 3	@ Hou	W	PS							
<b>Totals</b>		<b>9-7</b>	<b>5/0</b>	<b>2</b>	<b>13</b>	<b>6.5</b>	<b>11</b>	<b>0</b>	<b>Totals</b>		<b>11-5</b>	<b>2/0</b>	<b>1</b>	<b>12</b>	<b>12.0</b>	<b>12</b>	<b>0</b>		
<b>Playoffs</b>																			
Jan 4	@ NE	W	IA																
Jan 11	@ Bal	W	IA																
Jan 19	@ KC	L	IA																
<b>Totals</b>		<b>2-1</b>	<b>0/0</b>	<b>0</b>	<b>0</b>	<b>0.0</b>	<b>0</b>	<b>0</b>											

## CODY HOLLISTER'S NFL STATISTICS

REGULAR SEASON				RECEIVING					RUSHING				
Year	Team	GP	GS	No	Yds	Avg	Lg	TD	Att	Yds	Avg	Lg	TD
2017	New England	0	0						Practice Squad				
2018	New England	0	0	0	0	0.0	-	0	0	0	0.0	-	0
2019	Tennessee	5	0	2	13	6.5	11	0	0	0	0.0	-	0
2020	Tennessee	2	0	1	12	12.0	12	0	0	0	0.0	-	0
<b>NFL Totals</b>		<b>7</b>	<b>0</b>	<b>3</b>	<b>25</b>	<b>8.3</b>	<b>12</b>	<b>0</b>	<b>0</b>	<b>0</b>	<b>0.0</b>	<b>-</b>	<b>0</b>
PLAYOFFS				RECEIVING					RUSHING				
Year	Team	GP	GS	No	Yds	Avg	Lg	TD	Att	Yds	Avg	Lg	TD
2019	Tennessee	0	0	0	0	0.0	-	0	0	0	-	0	0
<b>NFL Totals</b>		<b>0</b>	<b>0</b>	<b>0</b>	<b>0</b>	<b>0.0</b>	<b>-</b>	<b>0</b>	<b>0</b>	<b>0</b>	<b>-</b>	<b>0</b>	<b>0</b>

### Single-Game Highs

Receptions - 2 at Indianapolis (12/1/19)  
 Receiving Yards - 13 at Indianapolis (12/1/19)  
 Long Reception - **12 vs. Buffalo (10/13/20)**

### Additional Statistics

Special Teams Tackles - 2 (2019)



# 37 AMANI HOOKER

DEFENSIVE BACK • 5'11" • 210 LBS • COLLEGE: IOWA  
ACQUIRED: 4TH ROUND - 2019 • NFL EXPERIENCE (NFL/TITANS): 2/2  
HOMETOWN: MINNEAPOLIS, MINN.  
GAMES PLAYED/GAMES STARTED: 32/3 (PLAYOFFS: 4/0)



**PRO:** The Titans traded up to select Amani Hooker with the 116th overall pick in the fourth round of the 2019 NFL Draft. The 5-foot-11-inch, 210-pound defender was coveted for his versatility, having played safety, and a hybrid linebacker/cornerback position at Iowa. As a rookie with the Titans, he played in all 16 games and collected 13 tackles, while ranking third on the team with eight special teams tackles.

### CAREER HIGHLIGHTS:

- In 2019, Hooker played as a reserve safety in all 16 games as a rookie and collected 13 tackles while ranking third on the team with eight special teams tackles.
- As a junior in 2018, Hooker received the Tatum-Woodson award given to the best defensive back in the Big Ten.

### TITANS TIDBITS:

- Hooker was named a finalist for Minnesota's Mr. Football in 2015. Yet he had just two FBS scholarship offers. When the in-state university showed hesitancy after multiple workouts, Hooker knew he belonged at Iowa saying, "love who loves me."
- In February 2019, Hooker helped crowdfund about \$1,200 for the Park Center high school football program through a Pledge-It campaign raising a dollar amount for every inch of his vertical jump at the NFL Scouting Combine. His 37-inch jump ranked fifth among safeties and equaled money for better equipment at his alma mater.
- Amani's brother, Quinton, played basketball for North Dakota and helped take the team to the NCAA tournament his senior year. Quinton was Minnesota's Mr. Basketball in high school and currently plays basketball professionally in France.

### CAREER TRANSACTIONS:

- The Minneapolis, Minn., native was selected by the Titans in the fourth round (116th overall) of the 2019 NFL Draft.

### SEASON RECAPS:

**2020 (16/3, 1/0):** Played in all 16 games with three starts at safety and tied for the team lead with four interceptions. Collected 44 tackles, a stop for loss and eight passes defended. Ranked fourth on the team with seven special teams tackles. Played as a reserve in the postseason contest. Tied for the team lead in passes defended twice at 2020 (at BAL, at HOU). Tied for the team lead in special teams tackles once in 2020 (at HOU). Collected his first career interception at Minnesota (9/27/20). Made his first career NFL start at Baltimore (11/22/20).

- At Denver (9/14), tied for the team lead with a stop on special teams.
- Against Jacksonville (9/20), played as a reserve at safety and posted two tackles and a pass defended. Broke up a deep pass intended for Collin Johnson in the end zone late in the second quarter.
- At Minnesota (9/27), saw action as a reserve at safety and registered a tackle and his first career interception. Sealed the victory by intercepting a deep pass intended for Adam Thielen that was originally deflected by Kevin Byard late in the fourth quarter.
- Against Buffalo (10/13), played as a reserve at safety and tallied two tackles. Posted a special teams stop on coverage units.
- Against Houston (10/18), saw action as a reserve at safety and produced a tackle.
- Against Pittsburgh (10/25), played as a reserve at safety and registered three tackles and two passes defended, including an interception. Notched a special teams tackle on coverage units. Broke up a pass intended for James Conner in the second quarter. Intercepted a Ben Roethlisberger

pass in the end zone that was initially deflected by Jayon Brown late in the final quarter.

- At Cincinnati (11/1), saw action as a reserve at safety and posted a tackle. Recorded a special teams tackle on coverage units.
- Against Chicago (11/8), played as a reserve at safety and tallied a career-high seven tackles. Registered two special teams tackles on coverage units. Sealed the victory by recovering an onside kick late in the fourth quarter.
- Against Indianapolis (11/12), played as a reserve at safety and collected a tackle.
- At Baltimore (11/22), made his first career start at safety and totaled six tackles with an interception and another pass defended. Defended a deep pass intended for Marquise Brown in the end zone in the second quarter. Intercepted Lamar Jackson's deep pass intended for Devin Duvernay late in the third quarter.
- At Indianapolis (11/29), played as a reserve at safety and recorded a pass defended. Ended a Colts' drive by breaking up a third-and-seven pass intended for Trey Burton early in the third quarter.
- Against Cleveland (12/6), saw action as a reserve at safety and tallied two tackles. Combined with Kenny Vaccaro to stuff Kareem Hunt for no gain on a third-and-10 reception in the fourth quarter.
- At Jacksonville (12/13), started at safety and notched seven tackles, including a stop for loss. Rushed for a first down on a four-yard carry on a fake punt. Stuffed James Robinson for a one-yard loss on a rush up the middle early in the first quarter.
- Against Detroit (12/20), started at safety and produced seven tackles.
- At Green Bay (12/27), played as a reserve at safety and registered two tackles. Combined with Jack Crawford to stuff AJ Dillon for no gain on a rush off left tackle in the final stanza.
- At Houston (1/3), saw action as a reserve at safety and notched two tackles and an interception in the Titans' division-clinching victory. Collected a special teams tackle on coverage units. Intercepted a Deshaun Watson pass intended for Brandin Cooks in the first quarter.
- Against Baltimore (1/10), played as a reserve at safety and on special teams.

**2019 (16/0, 3/0):** Played as a reserve safety in all 16 games as a rookie and collected 13 tackles. Ranked third on the team with eight special teams tackles. Saw action as a reserve in all three postseason contests and notched three tackles on defense and a special teams stop on coverage units. Caught one pass for 28 yards on a fake punt. Tied for the team lead in special teams tackles five times in 2019 (at JAX, vs. BUF, vs. TB, at IND, at HOU). Appeared in his first career NFL contest at Cleveland (9/8/19).

- At Cleveland (9/8), made his NFL debut as a reserve at safety and on special teams. Notched a stop on special teams coverage units.
- At Jacksonville (9/19), saw action as a reserve at safety and on special teams. Tied for the team lead with a special teams stop.
- At Atlanta (9/29), played as a reserve at safety and registered four tackles.
- Against Tampa Bay (10/27), saw action as a reserve at safety and tallied a tackle. Notched a special teams tackle on coverage units.
- Against Kansas City (11/10), saw action as a reserve at safety and registered two tackles.
- Against Jacksonville (11/24), played as a reserve at safety and on special teams. Notched two tackles on special teams coverage units.
- At Indianapolis (12/1), saw action as a reserve at safety and posted two tackles. Tied for the team lead with a special teams tackle on coverage units.
- At Oakland (12/8), saw significant action as a reserve at safety and amassed three tackles.



## AMANI HOOKER'S NFL STATISTICS

REGULAR SEASON		TACKLES										INTERCEPTIONS					FUMBLES			
Year	Team	GP	GS	Tot	Solo	Asst	Sk	Yds	QBP	TFL	No	Yds	Lg	TD	PD	FF	FR	Yds	SpT	
2019	Tennessee	16	0	13	8	5	0.0	0.0	0	0	0	0	0	0	0	0	0	0	8	
2020	Tennessee	16	3	44	30	14	0.0	0.0	0	1	4	11	6	0	8	0	0	0	7	
<b>NFL Totals</b>		<b>32</b>	<b>3</b>	<b>57</b>	<b>38</b>	<b>19</b>	<b>0.0</b>	<b>0.0</b>	<b>0</b>	<b>1</b>	<b>4</b>	<b>11</b>	<b>6</b>	<b>0</b>	<b>8</b>	<b>0</b>	<b>0</b>	<b>0</b>	<b>15</b>	

PLAYOFFS		TACKLES										INTERCEPTIONS					FUMBLES			
Year	Team	GP	GS	Tot	Solo	Asst	Sk	Yds	QBP	TFL	No	Yds	Lg	TD	PD	FF	FR	Yds	SpT	
2019	Tennessee	3	0	3	0	3	0.0	0.0	0	0	0	0	0	0	0	0	0	0	1	
2020	Tennessee	1	0	0	0	0	0.0	0.0	0	0	0	0	0	0	0	0	0	0	0	
<b>NFL Totals</b>		<b>4</b>	<b>0</b>	<b>3</b>	<b>0</b>	<b>3</b>	<b>0.0</b>	<b>0.0</b>	<b>0</b>	<b>0</b>	<b>0</b>	<b>0</b>	<b>0</b>	<b>0</b>	<b>0</b>	<b>0</b>	<b>0</b>	<b>0</b>	<b>1</b>	

### Single-Game Highs

Tackles - **7 (Three times, last vs. Detroit 12/20/20)**  
 Interceptions - **1 (Four times, last at Houston 1/3/21)**  
 Passes Defensed - **2 (Twice, last at Baltimore 11/22/20)**  
 Special Teams Tackles - **2 (Twice, last vs. Chicago 11/8/20)**

### Additional Statistics

Rushes - **1 for 4 yards at Jacksonville (12/13/20)**

### Playoff Single-Game Highs

Tackles - 2 at New England (1/4/20)  
 Special Teams Tackles - 1 at Kansas City (1/19/20)

### Additional Playoff Statistics

Receptions - 1 for 28 yards at Kansas City (1/19/20)



# 10 ADAM HUMPHRIES

WIDE RECEIVER • 5'11" • 195 LBS • COLLEGE: CLEMSON  
ACQUIRED: UNRESTRICTED FREE AGENT (TB) - 2019  
NFL EXPERIENCE (NFL/TITANS): 6/2 • HOMETOWN: SPARTANBURG, S.C.  
GAMES PLAYED/GAMES STARTED: 79/21 (PLAYOFFS: 1/0)

**PRO:** The Titans signed wide receiver Adam Humphries early in the 2019 free agency period. The 5-foot-11-inch, 195-pounder has the ability to line up both inside and outside at wide receiver as well as contribute in the return game. In his first season with the Titans in 2019, he finished third on the squad with 37 receptions for 374 yards with two touchdowns. After completing his four-year career at Clemson, Humphries signed a rookie free agent deal with the Tampa Bay Buccaneers and spent his first four NFL campaigns with the club (2015-18), registering 219 receptions for 2,329 yards and nine touchdowns.

### CAREER HIGHLIGHTS:

- In 2019, Humphries ranked third on the team with 37 receptions in his first season as a Titan.
- In 2018, Humphries set career highs in his final season in Tampa Bay with 76 receptions for 816 yards and five touchdowns.

### TITANS TIDBITS:

- Humphries was originally a rookie tryout invitee with the Tampa Bay Buccaneers following the 2015 NFL Draft. Titans general manager Jon Robinson was a member of the Bucs player personnel department at the time and saw the 5-foot-11-inch wideout grind it out in practice and eventually earn a spot on the team's 53-man roster. "Humph came in as a tryout and won a spot on the 90-man roster," said Robinson. "He was a tough guy to cover all through training camp and he kept working and working. I've always had an affinity for him and liked his style. He's earned everything he's got."
- Clemson head football coach Dabo Swinney took a visit to Humphries' high school, Dorman, before the 2011 season to scout eventual signee Charone Peake during a basketball game. But once the game began, Swinney couldn't help but notice Dorman's 5-foot-11 point guard running the show. "I go watch a basketball game at Dorman High School to see Charone Peake, and I'm going, 'Dang, who's this point guard?'" Swinney said. "And I've got Coach (Dave) Gutshall going, 'Well that's the best football player I've got on the team.' And I'm like, 'Really? We need to watch this guy a little bit.' He played corner, he played receiver, he played running back, he played quarterback. He was the best football player on the team. Adam Humphries was his name. I don't think he had any offers. So we offer the guy, 'Well, we're only offering the guy to get Charone Peake. No, no, no. We want Humphries.'"
- Humphries maintains a friendship with former Clemson teammate DeAndre Hopkins.
- After going down with an injury in the 2019 season, Humphries adopted a shiba inu puppy, Gigi, to keep him company. 'Freaking love my dog.'
- An avid golfer, Humphries is around a 7 handicap and has been working on his driving and short wedges to improve his game. He enjoys playing at Golf Club of Tennessee, Carolina Country Club, The Walker Course (Clemson University).
- During the unique 2020 offseason caused by the COVID-19 pandemic, Humphries helped pass the time by playing video games. His main purpose was to connect with old friends from high school and college, and former teammates from the Buccaneers. He enjoys Fortnite and Rory McIlroy PGA Tour.

### CAREER TRANSACTIONS:

- Signed by the Tampa Bay Buccaneers as a rookie free agent on May 11, 2015.
- Waived by the Buccaneers on Oct. 5, 2015 and signed to the team's

practice squad two days later.

- Signed by the Buccaneers to their active roster from the practice squad on Oct. 28, 2015.
- Signed by the Titans as an unrestricted free agent on March 15, 2019.

### SEASON RECAPS:

**2020 (7/1 - Tennessee):** Played in seven games with one start at wide receiver and caught 23 passes for 228 yards with two touchdowns. Was inactive for four contests and spent one game on the reserve/COVID-19 list. Placed on injured reserve on Dec. 8 and missed the final four regular season games and the postseason contest. Led the team in receptions once in 2020 (vs. JAX).

- At Denver (9/14), played as a reserve at wide receiver and caught six passes for 47 yards. Extended the Titans' second touchdown with a seven-yard reception on third-and-five in the third quarter.
- Against Jacksonville (9/20), saw action as a reserve at wide receiver and led the team with five receptions for 48 yards with a touchdown. Kept the Titans' third touchdown drive alive with a five-yard catch on third-and-three in the second quarter. Increased the Titans lead to 30-17 with an 18-yard touchdown grab in the end zone late in the third quarter.
- At Minnesota (9/27), started at wide receiver and snared four passes for 41 yards.
- Against Buffalo (10/13), missed the game while on reserve/COVID-19.
- Against Houston (10/18), returned to lineup as a reserve at wide receiver and snared six receptions for 64 yards with a touchdown.
- Against Pittsburgh (10/25), played as a reserve at wide receiver and caught one pass for 19 yards. Extended the Titans' first touchdown drive with a 19-yard catch on a deflected pass on third-and-nine in the second quarter.
- At Cincinnati (11/1), saw action as a reserve at wide receiver before leaving the game late in the second quarter with an injury.
- Against Chicago (11/8), was inactive.
- Against Indianapolis (11/12), was inactive.
- At Baltimore (11/22), was inactive.
- At Indianapolis (11/29), was inactive.
- Against Cleveland (12/6), returned to the lineup as a reserve at wide receiver and caught one pass for nine yards.

**2019 (12/3, 1/0 - Tennessee):** Saw action in 12 games with three starts at wide receiver in his first season with the Titans. Ranked third on the team with 37 receptions and fourth on the squad with 374 receiving yards to go along with two touchdowns. Returned 12 punts for 78 yards with a long return of 21 yards. Rushed once for one yard. Was inactive for four games. Appeared in one postseason contest and snared four catches for 25 yards. Was inactive for two postseason contests. Led the team in receptions twice in 2019 (vs. BUF, at DEN). Led the team in receiving yards twice in 2019 (at JAX, at DEN).

- At Cleveland (9/8), made his Titans debut as a reserve at wide receiver and punt returner. Hauled in one catch for five yards.
- At Jacksonville (9/19), started at wide receiver and led the team with 93 receiving yards on six catches. Got open down the right sideline and hauled in a 30-yard reception late in the first quarter.
- Against Buffalo (10/6), played as a reserve at wide receiver and led the team with four catches for 30 yards. Returned two punts for two yards. Extended the Titans' touchdown drive by hauling in a nine-yard catch on third-and-six in the third quarter.
- At Denver (10/13), started at wide receiver and led the team with six receptions and 47 receiving yards.
- At Carolina (11/3), saw action as a reserve at wide receiver and snared



four receptions for 65 yards. Returned one punt for 11 yards. Extended the Titans' second touchdown drive a 25-yard catch on third-and-two late in the third quarter.

- Against Kansas City (11/10), played as a reserve at wide receiver and hauled in the game-winning 23-yard touchdown. Gave the Titans the lead by hauling in a 23-yard pass and plunging into the end zone with 23 seconds remaining in the fourth quarter.
- At Kansas City (1/19), returned to the lineup and made his postseason debut as a reserve at wide receiver and caught four passes for 25 yards. Kept the Titans' first touchdown drive alive with a three-yard catch on fourth-and-two in the first stanza. Extended the Titans' second touchdown drive with a five-yard reception on third-and-two in the second quarter.

**2018 (16/10 - Tampa Bay):** Played in all 16 games with 10 starts and caught 76 passes for 816 yards and five touchdowns. His 76 receptions and 816 receiving yards are both career-highs and each established new single-season franchise records for an undrafted player.

- At Chicago (9/30), started at wide receiver and caught six passes for 36 yards.
- At Atlanta (10/14), led the team with 82 receiving yards, including a career-long 51-yard catch.
- At Cincinnati (10/28), caught a team-high seven passes for 76 yards.
- At Carolina (11/4), led the team in receptions (eight) and receiving yards (82) while recording his first career multi-touchdown day, catching two scores.
- At N.Y. Giants (11/18), had three catches for 60 yards – including a 39-yard reception on first-and-30 – to go along with a touchdown catch.
- Against San Francisco (11/25), caught six passes for 54 yards, including a 28-yard touchdown in the fourth quarter.
- Against Carolina (12/2), started at wide receiver and hauled in a team-high seven passes for 61 yards and a touchdown.
- At Dallas (12/23), tied a career high with 10 receptions for 79 yards.

**2017 (16/3 - Tampa Bay):** Saw action in all 16 games for the first time in his career and posted 54 receptions for 529 yards with one touchdown.

- At Minnesota (9/24), recorded six catches for 68 yards.
- Against the N.Y. Giants (10/1), led the Buccaneers with six receptions for 70 yards in a win.
- Against New England (10/5), caught three passes for 51 yards on Thursday Night Football.
- At Arizona (10/15), caught six passes for 51 yards, including the 100th catch of his career.
- Against Atlanta (12/18), caught five passes for 43 yards and a touchdown, while rushing once for six yards and returning two punts for 30 yards on Monday Night Football.
- At Carolina (12/24), notched three catches for 51 yards, including a 36-yard reception with under two minutes remaining in the first half, which help set up a Buccaneers field goal.
- Against New Orleans (12/31), started at wide receiver and caught seven passes for a career-high 102 yards, including a career-long 43-yard catch. Three of his receptions helped convert a third down.

**2016 (15/4 - Tampa Bay):** Saw action in 15 games with four starts and collected 55 receptions for 622 yards and two touchdowns. Returned 24 punt returns for 237 yards. Was inactive for one contest.

- At Arizona (9/18), recorded 67 receiving yards on six catches, while returning five punts for 43 yards (8.6 avg.), including a 25-yarder.
- Against Los Angeles (9/25), registered his first career 100-yard receiving game finishing the contest with then career-highs in catches (nine) and receiving yards (100), including a 31-yard catch.
- At Carolina (10/10), caught a two-point conversion in the third quarter, tying the game, while also adding one 11-yard reception and one punt return for 12 yards.
- Against Oakland (10/30), had a career-long 42-yard reception and finished the day with a team-leading 58 receiving yards.
- Against Atlanta (11/3), registered his first receiving touchdown of the season on Thursday Night Football catching five passes for 46 yards.
- At Dallas (12/18), caught two passes for 49 yards, including a 42-yard touchdown pass on Sunday Night Football.
- Against Carolina (1/1), set a career-high in receptions, with 10, while leading the team and posting a game-high 94 receiving yards in a win.

**2015 (13/0 - Tampa Bay):** Played in 13 games as a rookie and produced 27 catches for 260 yards with a touchdown. Was inactive for one contest and spent two games on the team's practice squad.

- Against Tennessee (9/13), made his NFL debut and finished with two receptions for 14 yards.

- At Atlanta (11/1), caught three passes for 14 yards, including a six-yard reception on third-and-five during overtime to keep alive what would be the game-winning drive.
- Against N.Y. Giants (11/8) collected five receptions for 55 yards.
- At Philadelphia (11/22), caught four passes for 50 yards.
- Against New Orleans (12/13), recorded one reception, a six-yard catch for a score – his first career touchdown.
- At St. Louis (12/17), caught six passes on six targets, totaling 60 yards.

#### COLLEGE:

- Played in 53 games with 27 starts at Clemson (2011-14) and totaled 127 receptions for 1,097 yards and three touchdowns, 10 carries for 24 yards and one touchdown and 69 punt returns for 476 yards and one touchdown.
- When he graduated tied for the fourth-most games played in Clemson school history.
- As a senior (2014), was named a permanent co-captain. Played in 13 games with 12 starts and recorded 30 receptions for 204 yards, five carries for five yards and one touchdown and 31 punt returns for 178 yards and one touchdown.
- As a junior (2013), played in 13 games with 10 starts and caught 41 passes for 483 yards and two touchdowns, while returning 20 punts for 212 yards.
- Had a career game against Syracuse (10/5/13), catching three passes for 118 yards and two touchdowns, while adding 40 yards on four punt returns, earning special teams player of the game honors.
- As a sophomore (2012), named an ACC Academic Honor Roll member. Played in 13 games with three starts and finished the season with 41 receptions for 280 yards and one touchdown, 12 rushing yards on three carries and 18 punt returns for 86 yards.
- Caught his first career touchdown against Maryland (11/10/12).
- As a true freshman (2011), played in 14 games with two starts and caught 15 passes for 130 yards. Rushed twice for seven yards.
- Graduated with a degree in parks, recreation & tourism management from Clemson in December 2014.

#### PERSONAL:

- Attended Dorman (Roebuck, S.C.) High School and played running back, tailback, quarterback, wide receiver, safety and cornerback in addition to being a kick returner over his four-year career.
- Played in the Shrine Bowl following his senior season, when he helped his team to a 14-1 record and an appearance in the state championship game.
- As a senior, posted 17 receptions for 329 yards and four touchdowns. Notched 34 carries for 178 yards and 11 touchdowns, giving him 15 total touchdowns, and added seven kickoff returns for 155 yards. On defense, collected 32 tackles, nine pass breakups and three interceptions.
- Ranked No. 19 player in South Carolina by Super Prep and the Hometown News Player of the Year.
- Also played on high school basketball team.
- Follow Humphries on Twitter at @adamhumphries13.
- Follow Humphries on Instagram at @adamhumphries10.
- Born Adam Humphries on June 24, 1993 in Spartanburg, S.C.

# ADAM HUMPHRIES' GAME-BY-GAME

2015 Tampa Bay Buccaneers				RECEIVING				
Date	Opp.	W/L	P/S	No	Yds	Avg	Lg	TD
Sept 13	Ten	L	p	2	14	7.0	12	0
Sept 20	@ NO	W	p	0	0	-	-	0
Sept 27	@ Hou	L	IA					
Oct 4	Car	L	p	0	0	-	-	0
Oct 11	Jax	W	PS					
Oct 25	@ Was	L	PS					
Nov 1	@ Atl	W	p	3	14	4.7	6	0
Nov 8	NYG	L	p	5	55	11.0	16	0
Nov 15	Dal	W	p	2	25	12.5	19	0
Nov 22	@ Phi	W	p	4	50	12.5	27	0
Nov 29	@ Ind	L	p	2	20	10.0	11	0
Dec 6	Atl	W	p	1	6	6.0	6	0
Dec 13	NO	L	p	1	6	6.0	6t	1
Dec 17	@ StL	L	p	6	60	10.0	14	0
Dec 27	Chi	L	p	1	10	10.0	10	0
Jan 3	@ Car	L	p	0	0	-	-	0
<b>Totals</b>		<b>6-10</b>	<b>13/0</b>	<b>27</b>	<b>260</b>	<b>9.6</b>	<b>27</b>	<b>1</b>

2016 Tampa Bay Buccaneers				RECEIVING				
Date	Opp.	W/L	P/S	No	Yds	Avg	Lg	TD
Sept 11	@ Atl	W	S	3	34	11.3	26	0
Sept 18	@ Ari	L	S	6	67	11.2	24	0
Sept 25	LAR	L	p	9	100	11.1	31	0
Oct 2	Den	L	p	1	4	4.0	4	0
Oct 10	@ Car	W	p	1	11	11.0	11	0
Oct 23	@ SF	W	p	2	17	8.5	11	0
Oct 30	Oak	L	S	3	58	19.3	42	0
Nov 3	Atl	L	S	5	46	9.2	12	1
Nov 13	Chi	W	p	5	46	9.2	14	0
Nov 20	@ KC	W	p	4	47	11.8	18	0
Nov 27	Sea	W	p	1	18	18.0	18	0
Dec 4	@ SD	W	p	2	19	9.5	12	0
Dec 11	NO	W	IA					
Dec 18	@ Dal	L	p	2	49	24.5	42t	1
Dec 24	@ NO	L	p	1	12	12.0	12	0
Jan 1	Car	W	p	10	94	9.4	28	0
<b>Totals</b>		<b>9-7</b>	<b>15/4</b>	<b>55</b>	<b>622</b>	<b>11.3</b>	<b>42t</b>	<b>2</b>

2017 Tampa Bay Buccaneers				RECEIVING				
Date	Opp.	W/L	P/S	No	Yds	Avg	Lg	TD
Sept 17	Chi	W	p	2	18	9.0	9	0
Sept 24	@ Min	L	p	6	68	11.3	17	0
Oct 1	NYG	W	p	6	70	11.7	38	0
Oct 5	NE	L	p	3	51	17.0	20	0
Oct 15	@ Ari	L	p	6	51	8.5	27	0
Oct 22	@ Buf	L	S	2	13	6.5	8	0
Oct 29	Car	L	S	4	26	6.5	11	0
Nov 5	@ NO	L	p	2	14	7.0	9	0
Nov 12	NYJ	W	p	2	17	8.5	13	0
Nov 19	@ Mia	W	p	2	11	5.5	8	0
Nov 26	@ Atl	L	p	4	38	9.5	19	0
Dec 3	@ GB	L	p	4	33	8.3	12	0
Dec 10	Det	L	p	3	25	8.3	10	0
Dec 18	Atl	L	p	5	43	8.6	16t	1
Dec 24	@ Car	L	p	3	51	17.0	36	0
Dec 31	NO	W	S	7	102	14.6	43	0
<b>Totals</b>		<b>5-11</b>	<b>16/3</b>	<b>61</b>	<b>631</b>	<b>10.3</b>	<b>43</b>	<b>1</b>

2018 Tampa Bay Buccaneers				RECEIVING				
Date	Opp.	W/L	P/S	No	Yds	Avg	Lg	TD
Sept 9	@ NO	W	S	3	27	9	20	0
Sept 16	Phi	W	p	1	8	8	8	0
Sept 24	Pit	L	p	3	30	10	16	0
Sept 30	@ Chi	L	S	6	36	6	11	0
Oct 14	@ Atl	L	S	3	82	27.3	51	0
Oct 21	Cle	W	p	4	37	9.3	12	0
Oct 28	@ Cin	L	p	7	76	10.9	17	0
Nov 4	@ Car	L	S	8	82	10.3	30t	2
Nov 11	Was	L	S	2	53	26.5	29	0
Nov 18	@ NYG	L	S	3	60	20	39	1
Nov 25	SF	W	S	6	54	9	28t	1
Dec 2	Car	W	S	7	61	8.7	13	1
Dec 9	NO	L	S	4	42	10.5	15	0
Dec 16	@ Bal	L	p	4	23	5.8	8	0
Dec 23	@ Dal	L	S	10	79	7.9	16	0
Dec 30	Atl	L	p	5	66	13.2	19	0
<b>Totals</b>		<b>5-11</b>	<b>16/10</b>	<b>76</b>	<b>816</b>	<b>10.7</b>	<b>51</b>	<b>5</b>

2019 Tennessee Titans				RECEIVING				
Date	Opp.	W/L	P/S	No	Yds	Avg	Lg	TD
Sept 8	@ Cle	W	p	1	5	5.0	5	0
Sept 15	Ind	L	p	2	-1	-0.5	0	0
Sept 19	@ Jax	L	S	6	93	15.5	30	0
Sept 29	@ Atl	W	S	2	15	7.5	9	0
Oct 6	Buf	L	p	4	30	7.5	10	0
Oct 13	@ Den	L	S	6	47	7.8	16	0
Oct 20	LAC	W	p	4	40	10.0	14	0
Oct 27	TB	W	p	3	24	8.0	13	0
Nov 3	@ Car	L	p	4	65	16.3	25	0
Nov 10	KC	W	p	1	23	23.0	23t	1
Nov 24	Jax	W	p	3	20	6.7	8	0
Dec 1	@ Ind	W	p	1	13	13.0	13t	1
Dec 8	@ Oak	W	IA					
Dec 15	Hou	L	IA					
Dec 22	NO	L	IA					
Dec 29	@ Hou	W	IA					
<b>Totals</b>		<b>9-7</b>	<b>12/3</b>	<b>37</b>	<b>374</b>	<b>10.1</b>	<b>30</b>	<b>2</b>

Playoffs								
Date	Opp.	W/L	P/S	No	Yds	Avg	Lg	TD
Jan 4	@ NE	W	IA					
Jan 11	@ Bal	W	IA					
Jan 19	@ KC	L	p	4	25	6.3	9	0
<b>Totals</b>		<b>2-1</b>	<b>1/0</b>	<b>4</b>	<b>25</b>	<b>6.3</b>	<b>9</b>	<b>0</b>

2020 Tennessee Titans				RECEIVING				
Date	Opp.	W/L	P/S	No	Yds	Avg	Lg	TD
Sept 14	@ Den	W	p	6	47	7.8	10	0
Sept 20	Jax	W	p	5	48	9.6	18t	1
Sept 27	@ Min	W	S	4	41	10.3	23	0
Oct 13	Buf	W	R/C					
Oct 18	Hou	W	p	6	64	10.7	22t	1
Oct 25	Pit	L	p	1	19	19.0	19	0
Nov 1	@ Cin	L	p	0	0	-	0	0
Nov 8	Chi	W	IA					
Nov 12	Ind	L	IA					
Nov 22	@ Bal	W	IA					
Nov 29	@ Ind	W	IA					
Dec 6	Cle	L	p	1	9	9.0	9	0
Dec 13	@ Jax							
Dec 20	Det							
Dec 27	@ GB							
Jan 3	@ Hou							
<b>Totals</b>		<b>8-4</b>	<b>7/1</b>	<b>23</b>	<b>228</b>	<b>9.9</b>	<b>23</b>	<b>2</b>

## ADAM HUMPHRIES' NFL STATISTICS

### REGULAR SEASON

Year	Team	REGULAR SEASON		RECEIVING					RUSHING				
		GP	GS	No	Yds	Avg	Lg	TD	Att	Yds	Avg	Lg	TD
2015	Tampa Bay	13	0	27	260	9.6	27	1	0	0	-	0	0
2016	Tampa Bay	15	4	55	622	11.3	42t	2	5	18	3.6	7	0
2017	Tampa Bay	16	3	61	631	10.3	43	1	1	6	6.0	6	0
2018	Tampa Bay	16	10	76	816	10.7	51	5	2	11	5.5	7	0
2019	Tennessee	12	3	37	374	10.1	30	2	1	1	1.0	1	0
2020	Tennessee	7	1	23	228	9.9	23	2	0	0	0.0	0	0
<b>NFL Totals</b>		<b>79</b>	<b>21</b>	<b>279</b>	<b>2,931</b>	<b>10.5</b>	<b>51</b>	<b>13</b>	<b>9</b>	<b>36</b>	<b>4.0</b>	<b>7</b>	<b>0</b>

### REGULAR SEASON

Year	Team	PUNT RETURNS						KICKOFF RETURNS				
		No	FC	Yds	Avg	Lg	TD	No	Yds	Avg	Lg	TD
2016	Tampa Bay	24	22	237	9.9	25	0	4	47	11.8	17	0
2017	Tampa Bay	6	7	49	8.2	19	0	0	0	-	0	0
2018	Tampa Bay	21	15	139	6.6	16	0	2	17	8.5	13	0
2019	Tennessee	12	19	78	6.5	21	0	0	0	0.0	0	0
<b>NFL Totals</b>		<b>63</b>	<b>63</b>	<b>503</b>	<b>8.0</b>	<b>25</b>	<b>0</b>	<b>6</b>	<b>64</b>	<b>10.7</b>	<b>17</b>	<b>0</b>

### PLAYOFFS

Year	Team	PLAYOFFS		RECEIVING					RUSHING				
		GP	GS	No	Yds	Avg	Lg	TD	Att	Yds	Avg	Lg	TD
2019	Tennessee	1	0	4	25	6.3	9	0	0	0	-	0	0
<b>NFL Totals</b>		<b>1</b>	<b>0</b>	<b>4</b>	<b>25</b>	<b>6.3</b>	<b>9</b>	<b>0</b>	<b>0</b>	<b>0</b>	<b>-</b>	<b>0</b>	<b>0</b>

#### Single-Game Highs


Receptions - 10 vs. Carolina (1/1/17)  
 Receiving Yards - 102 vs. New Orleans (12/31/17)  
 Long Reception - 51 at Atlanta (10/14/18)  
 Receiving Touchdowns - 2 at Carolina (11/4/18)  
 Punt Returns - 5 at Arizona (9/18/16)  
 Punt Return Yards - 48 vs. Seattle (11/27/16)  
 Punt Return Long - 25 at Arizona (9/18/16)  
 Kickoff Returns - 1 (Six times, last vs. Philadelphia 9/16/18)  
 Kick Return Yards - 17 at San Francisco (10/23/16)  
 Kickoff Return Long - 17 at San Francisco (10/23/16)

#### Additional Statistics

Forced Fumbles - 1 (2017)  
 Tackles - 1 (2015), 5 (2017), 2 (2018)  
 Special Teams Tackles - 1 (2015)

#### Playoff Single-Game Highs

Receptions - 4 at Kansas City (1/19/20)  
 Receiving Yards - 25 at Kansas City (1/19/20)  
 Long Reception - 9 at Kansas City (1/19/20)



# 25 ADOREE' JACKSON

CORNERBACK • 5'11" • 185 LBS • COLLEGE: SOUTHERN CALIFORNIA  
ACQUIRED: 1ST ROUND - 2017 • NFL EXPERIENCE (NFL/TITANS): 4/4  
HOMETOWN: EAST ST. LOUIS, ILL.  
GAMES PLAYED/GAMES STARTED: 46/41 (PLAYOFFS: 6/6)



**PRO:** The Titans added the versatile and electric Adoree' Jackson with the 18th overall pick in the first round of the 2017 NFL Draft, and Jackson proceeded to start every game during his rookie season at cornerback while also serving as the team's primary returner. He has played in 43 games during his first three NFL campaigns and has collected 176 tackles and 41 passes defended, including two interceptions. The 5-foot-11-inch, 185-pound playmaker possesses game-breaking speed but is also a proven and willing tackler.

### CAREER HIGHLIGHTS:

- In 2019, Jackson saw action in 11 games with 10 starts at cornerback and posted 40 tackles, seven passes defended and two stops for loss.
- In 2018, Jackson set single-season career highs in tackles (69) and interceptions (2). His two interceptions ranked third on the team.
- In 2018, he appeared in all 16 games for the second consecutive season.
- In 2017, Jackson was the first rookie cornerback for the team in the "Titans era" (1999–present) to record 16 starts. His 1,260 total plays (1,017 defensive snaps, 231 special teams snaps and 12 offensive snaps) ranked second in the NFL among all players behind only Arizona Cardinals safety Tyrann Mathieu (1,261).
- Jackson led the Titans with 23 passes defended as a rookie.
- Jackson was awarded the 2016 Jim Thorpe Award as college football's top defensive back.
- During his three-year stint at Southern California, he scored 15 total touchdowns in four different ways: via reception (six), interception (one), punt return (four) and kickoff return (four).
- At Southern California, Jackson tied two NCAA records with eight career touchdowns on kick returns and nine touchdowns on all runbacks. He also set USC career records with 2,141 kickoff return yards and 79 kickoff returns.

### TITANS TIDBITS:

- Jackson was a long jumper and sprinter on USC's track team in the springs of 2015 and 2016, winning the Pac-12 outdoor long jump title both years (and placing second in the Pac-12 100 meters in 2016) and earning All-American status both years after twice placing fifth in the NCAA long jump. He also placed 10th in the long jump during the U.S. Olympic Trials.
- Jackson lists his parents, Chris and Vianca Jackson, as the people that inspire him the most. "They've always steered me in the right direction. All of their experiences and guidance helped get me where I'm at."
- Vianca Jackson, a survivor of breast cancer, served as the team's Honorary 12th Titan prior to the team's 2017 Breast Cancer Awareness Game (Oct. 16).
- Jackson's father, Chris Jackson, is the ultimate grill master and can be found at Titans home games smoking turkey legs, Cornish hams, chicken, rabbits, alligator and frog legs for a pre-game tailgate among family and friends, as well as a post-game meal with players and coaches. He makes all of his own rubs and sauces and has been cooking since 1984.
- Jackson, business partner James Moore, and Jay Levine co-founded Kor Media Entertainment (KME), a Los Angeles-based entertainment agency under the Warner Brothers Digital umbrella. Their tagline is "Where Creatives Come to Play" and their goal is to create culture relevance for both creators and brands through interactive and labs with a focus on gaming and esports.
- Jackson is a Reese's Peanut Butter Cups enthusiast. He names creator Harry Burnett Reese as a historical person he would have loved to meet.

"He's a genius. That's by far and away my favorite candy. I eat that like it ain't nothing."

- Jackson watched the movie "Space Jam" continuously as a child to the point he memorized most of the movie.
- During the 2018 offseason, Jackson worked with Microsoft to host children from the Boys & Girls Club in Nashville and Los Angeles at parties where they could compete with him in video games Fortnite and Forza Motorsport.
- In May 2018, Jackson and his business partner James Moore paid for the burial costs of Jaylon McKenzie, an eighth-grade football player who was killed by a stray bullet. McKenzie, a St. Louis, Ill., native, grew up idolizing Jackson.

### CAREER TRANSACTIONS:

- The East St. Louis, Ill., native was selected by the Titans in the first round (18th overall) of the 2017 NFL Draft.

### SEASON RECAPS:

- 2020 (3/2, 1/1):** Saw action in three games with two starts at cornerback and posted 12 tackles. Placed on injured reserve on Sept. 14 and missed the first eight regular season games. Activated from injured reserve designated for return on Nov. 11. Was inactive for five contests. Started the postseason contest and registered eight tackles.
- Against Indianapolis (11/12), was inactive.
  - At Baltimore (11/22), was inactive.
  - At Indianapolis (11/29), was inactive.
  - Against Cleveland (12/6), was inactive.
  - At Jacksonville (12/13), was inactive.
  - Against Detroit (12/20), made his season debut as a reserve at cornerback and produced two tackles.
  - At Green Bay (12/27), started at cornerback and registered six tackles.
  - At Houston (1/3), started at cornerback and notched four tackles in the Titans' division-clinching victory.
  - Against Baltimore (1/10), started at cornerback and posted eight tackles.

- 2019 (11/10, 3/3):** Played in 11 games with 10 starts at cornerback and posted 40 tackles, seven passes defended and two stops for loss. Returned three punts for 26 yards and two kickoffs for 23 yards. Was inactive for five games. Started all three postseason contests and collected nine tackles and a team-best six passes defended. Led or tied for the team lead in passes defended four times in 2019 (at CAR, vs. JAX, at NE, at BAL).
- At Atlanta (9/29), started at cornerback and registered four tackles and a pass defended. Ended the Falcons' opening drive by breaking up a third-and-six pass intended for Calvin Ridley in the first stanza.
  - Against Buffalo (10/6), started at cornerback and notched two tackles and a pass defended. Ended a Bills' drive by breaking up a third-and-nine pass intended for Dawson Knox in the second quarter.
  - At Carolina (11/3), started at cornerback and produced three tackles, a stop for loss and two passes defended. Stopped Jarius Wright for a seven-yard loss on a reverse in the opening stanza. Broke up a deep pass intended for Curtis Samuel in the third quarter.
  - Against Kansas City (11/10), started at cornerback and registered seven tackles and two passes defended. Broke up a deep shot intended for Tyreek Hill early in the fourth quarter. Batted down a deep pass intended for Hill late in the final quarter.
  - Against Jacksonville (11/24), started at cornerback and notched a career-best 10 tackles, including a stop for loss and a pass defended. Stonewalled Leonard Fournette for a three-yard loss on a rush off left end in the opening

stanza. Stuffed Dede Westbrook for no gain on a short pass late in the third quarter. Defended a deep pass intended for Keelan Cole late in the fourth quarter.

- At Indianapolis (12/1), started at cornerback and posted a tackle before leaving the game early in the second quarter with an injury. Stuffed Jonathan Williams for no gain on a rush off right end in the first quarter.
- At New England (1/4), returned to the lineup as a starter at cornerback and posted two tackles and two passes defended. Ended a Patriots' drive by breaking up a third-and-six pass intended for N'Keal Harry late in the third quarter.
- At Baltimore (1/11), started at cornerback and recorded three tackles and a team-best four passes defended. Knocked down a deep pass intended for Marquise Brown down the right sideline in the second quarter. Deflected a deep pass intended for Miles Boykin in the third stanza. Broke up a deep pass intended for Chris Moore late in the fourth quarter.

**2018 (16/13):** Played in all 16 games with 13 starts at cornerback. Ranked third on the team with two interceptions and second on the squad with 11 passes defended. Collected 69 tackles, three stops for loss and a quarterback pressure. Returned 16 punts for 148 yards. Tied for the team lead in passes defended five times in 2018 (vs. HOU, at JAX, at BUF, vs. NE, vs. WAS). Collected his first career interception against Houston (9/16/18).

- Against Houston (9/16), started at cornerback and tallied eight tackles, an interception and two passes defended. Teamed with Derrick Morgan to stuff Lamar Miller for a two-yard loss on a short pass in the first quarter. Posted his first career interception with a leaping grab on a Deshaun Watson deep pass intended for DeAndre Hopkins in the end zone during the second quarter.
- At Jacksonville (9/23), played as a reserve at cornerback and posted a pass defended before leaving the game in the second quarter with an injury. Broke up a pass intended for Austin Seferian-Jenkins in the first stanza.
- At Buffalo (10/7), started at cornerback and recorded two tackles and an interception. Picked off a Josh Allen pass intended for Andre Holmes and returned it seven yards in the fourth quarter.
- Against New England (11/11), started at cornerback and notched five tackles, including a stop for loss, and two passes defended. Stuffed Josh Gordon for no gain on a short pass in the first quarter. Halted a Patriots' drive by breaking up a deep pass intended for Josh Gordon on third-and-six in the second stanza. Knocked down a pass intended for Gordon in the fourth quarter.
- Against Jacksonville (12/6), started at cornerback and amassed five tackles, a stop for loss and a pass defended. Broke up a deep pass intended for James O'Shaughnessy late in the first quarter. Combined with Rashaan Evans to stuff Carlos Hyde for a two-yard loss on a short pass in the second quarter.
- At N.Y. Giants (12/16), started at cornerback and posted four tackles, including a stop for loss, a quarterback pressure and a pass defended in the Titans' first shutout win since 2000. Stopped Sterling Shepard for a one-yard loss on a short pass in the third quarter.
- Against Washington (12/22), started at cornerback and totaled four tackles and two passes defended. Returned one punt for 16 yards. Broke up a third-and-seven pass intended for Jamison Crowder in the third quarter. Knocked down a pass intended for Michael Floyd late in the final stanza.

**2017 (16/16, 2/2):** Started all 16 games at cornerback as a rookie and led the team with 23 passes defended. Registered 67 tackles, a quarterback pressure, four tackles for loss and three forced fumbles. Returned 34 punts for 290 yards (8.5 avg.) and 25 kickoffs for 578 yards (23.1 avg.). Started his first two career postseason contests and tallied seven tackles and three passes defended. Returned four punts for 18 yards and six kickoffs for 126 yards. Tied for the team lead in tackles once in 2017 (at PIT). Led or tied for the team lead in passes defended eight times in 2017 (vs. OAK, at JAX, vs. BAL, vs. CIN, at SF, vs. LAR, vs. JAX, at NE). Appeared in his first career NFL game and made his first career start against Oakland (9/10/17).

- Against Oakland (9/10), started at cornerback in his NFL debut and posted five tackles and a team-high two passes defended. Returned one kickoff for 35 yards and one punt for five yards. Broke up a pass intended Amari Cooper late in the first quarter. Halted a Raiders' drive by defending a third-and-three pass intended for Michael Crabtree in the third quarter.
- At Jacksonville (9/17), collected six tackles, including a stop for loss and a pass defended. Set up the Titans first touchdown of the afternoon with

an electric 46-yard punt return in the third quarter.

- At Miami (10/8), totaled two tackles, a forced fumble and a pass defended. Returned two punts for 14 yards and one kickoff for 21 yards. Forced an Ajayi fumble that was recovered by Kevin Byard in the second quarter.
- Against Indianapolis (10/16), recorded two tackles and a pass defended. Brought back two kickoffs for 46 yards with a long return of 40 yards to kickstart the Titans' opening scoring drive.
- Against Baltimore (11/5), collected five tackles, a team-high four passes defended and a stop for loss. Returned two punts for 22 yards and one kickoff for four yards. Helped set up the Titans' opening field goal with a 20-yard rush off left guard in the first quarter.
- Against Cincinnati (11/12), recorded five tackles, including two stops for loss, and a team-best two passes defended. Carried the ball three times for 30 yards out of the backfield. Returned three kickoffs for 71 yards and three punts for 17 yards. Totaled a season-high 118 all-purpose yards which was the most all-purpose yards by a non-offensive Titans player since defensive back/returner Chris Carr had 144 yards (all on kickoff and punt returns) at the Detroit Lions on Nov. 27, 2008.
- At Pittsburgh (11/16), tied for the team lead with nine tackles. Notched two passes defended and a forced fumble. Returned five kickoffs for 103 yards and one punt for 10 yards. Carried the ball once for five yards. Forced an Antonio Brown fumble that was recovered by Pittsburgh late in the second quarter.
- At San Francisco (12/17), started at cornerback and posted six tackles, a team-high three passes defended and a quarterback pressure. Returned one kickoff for 21 yards.
- Against Los Angeles Rams (12/24), notched a tackle and a pass defended. Kickstarted the Titans' touchdown drive with a season-long 57-yard kickoff return in the third quarter.
- Against Jacksonville (12/31), tallied four tackles, two passes defended and a forced fumble. Returned four punts for 19 yards with a long return of 16 yards. Halted a Jaguars' drive by breaking up a pass intended for Keelan Cole on third-and-four in the first quarter. Knocked down a pass intended for Dede Westbrook early in the second quarter. Punched out the ball from Keelan Cole and the fumble was recovered by Jayon Brown late in the second quarter.
- At Kansas City (1/6), recorded four tackles and a pass defended in his first career postseason game. Returned two kickoffs for 43 yards and three punts for 18 yards.

#### COLLEGE:

- In three seasons at Southern California, posted 139 tackles, 29 passes defended, six interceptions including one for a touchdown, six stops for loss, three fumble recoveries and two forced fumbles on defense. Notched 39 receptions for 628 yards with six touchdowns and 15 carries for 92 yards on offense. As a return specialist, notched 79 kickoff returns for 2,141 yards with four touchdowns and 46 punt returns for 578 yards with four touchdowns on special teams. In his career, he scored 15 touchdowns in four different ways: via reception (six), interception (one), punt return (four) and kickoff return (four). Registered 37 career starts (34 at cornerback, one at safety, one at wide receiver and one concurrently at cornerback and wide receiver).
- Tied the NCAA records for most career touchdowns on kick returns (eight) and all runbacks (nine). Owns the USC career records for kickoff return yardage (2,141 yards) and kickoff returns (79) and his 27.1 career kick return average is second in USC annals. Ranks fifth on USC's all-time punt return list (578 yards) and his four career punt return touchdowns is tied for the school record.
- As a junior (2016), started all 13 games at cornerback, and collected 55 tackles, a team-best 11 deflections, a team-high five interceptions, a team-best two fumble recoveries and two tackles for loss on defense. Returned 26 kickoffs for 767 yards with two touchdowns and 20 punts for 315 yards with two touchdowns on special teams on special teams. Notched seven carries for 51 yards and two receptions for 76 yards with a touchdown while playing 18 plays on offense. Ranked second nationally in punt return touchdowns (two, first in Pac-12), second in kickoff return touchdowns (two, first in Pac-12), third in punt returns (15.8, first in Pac-12), sixth in kickoff returns (29.5, first in Pac-12), 18th in interceptions (0.4, third in Pac-12) and 19th in passes defended (1.2, third in Pac-12).
- Won the 2016 Thorpe Award and was among four finalists for the Hornung Award and four finalists for the Lott IMPACT Trophy. Was named a 2016 consensus All-American first teamer by AP (cornerback), Football Writers (punt returner), Football Coaches (all-purpose player), Walter Camp

(defensive back; second team kick returner), Sporting News (cornerback), ESPN (all-purpose player), Sports Illustrated (all-purpose player; second team returner), Phil Steele (punt returner; second team all-purpose player and third team defensive back and kick returner) and a second teamer by USA Today (returner).

- Named the 2016 Pac-12 Defensive Player of the Year and made the All-Pac-12 first team at two positions (defensive back and return specialist).
- As a team captain, named USC's 2016 Most Valuable Player (the first Trojan to repeat as team MVP since 2004-05 and only the ninth to win the honor twice since the award was first presented in 1967), as well as USC's Special Teams Player of the Year and Defensive Perimeter Player of the Year.
- As a sophomore (2015), started 12 games at cornerback, one contest at safety and one game at wide receiver. Notched 35 tackles, eight pass deflections, a forced fumble and an interception for a touchdown on defense. Registered 27 receptions for 414 yards with two touchdowns and seven carries for 36 yards on offense. Recorded 30 kickoff returns for 690 yards and 24 punt returns for 251 yards with two touchdowns on special teams. He was the only player nationally with at least 400 receiving yards, 600 kickoff return yards, 200 punt return yards and 30 tackles.
- Was named to the 2015 All-Pac-12 first team (defensive back) and second team (return specialist), AP All-Pac-12 first team (defensive back) and Phil Steele All-Pac-12 first team (defensive back) and second team (punt returner). He was also named USC's MVP.
- As a freshman (2014), made an impact on defense, offense and special teams as a cornerback, wide receiver and returner. Appeared in all 13 games with 10 starts at cornerback and one start concurrently at wide receiver. Recorded 49 tackles, including four stops for losses, 10 passes defensed, a forced fumble and a fumble recovery on defense. Added 10 receptions for 138 yards with three touchdowns and one carry for five yards on offense. Posted 23 kickoff returns for 684 yards with two touchdowns and two punt returns for 12 yards.
- Named Sporting News Freshman All-American first team, USA Today Freshman All-American first team and ESPN.com True Freshman All-American first team.
- Named the 2014 Pac-12 Defensive Freshman of the Year and made All-Pac-12 honorable mention (all-purpose player).
- Majored in communications with a real estate minor at Southern California.

#### **PERSONAL:**

- Attended Serra (Gardena, Calif.) High School and was named 2013 USA Today All-USA first team, Parade All-American first team, Prep Star All-American Dream Team, Max Preps All-American first team, Student Sports All-American first team, ESPN 300, Max Preps All-American Medium Schools first team, Cal-Hi Sports California Mr. Football, Cal-Hi Sports All-State first team, Max Preps All-State Division II first team, All-CIF Western Division Defensive Player of the Year, Los Angeles Times All-Area, Orange County Register Fab 15 first team, South Bay Daily Breeze All-South Bay Player of the Year, Wave Newspapers All-West Region Player of the Year and All-Mission League MVP.
- As a senior (2013), played wide receiver, running back, defensive back and return specialist. He ran for 639 yards on 66 carries with five touchdowns and caught 38 passes for 812 yards with seven touchdowns on offense, plus he had 36 tackles, six interceptions (three for touchdowns), eight deflections and a forced fumble on defense and he had three

additional touchdowns on returns. He played in the 2013 CIF Western Division final and had a 92-yard punt return and a 93-yard kickoff return in the game.

- As a junior (2012), he was named Cal-Hi Sports All-State first team, Cal-Hi Sports All-State Junior first team, All-CIF Western Division Defensive Player of the Year, Los Angeles Times All-Area, South Bay Daily Breeze All-South Bay Player of the Year, Los Angeles Wave Player of the Year and All-Mission League Defensive MVP. He had 33 receptions for 546 yards with five touchdowns and 175 yards on seven carries with five touchdowns on offense, plus he had 56 tackles, five interceptions, seven passes defensed, two forced fumbles and a fumble recovery on defense and averaged 37.8 yards on 12 punts. Serra won the 2012 CIF Western Division and he had a 78-yard touchdown run on a fake punt in the game. Serra also won the CIF state championship Division II bowl game and he had a 95-yard run on a fake punt in the game.
- As a sophomore (2011), had two receptions for 39 yards and made 23 tackles, six interceptions and 10 pass deflections.
- During his freshman year in high school, he went to Belleville (Ill.) East High School. He moved to California prior to his sophomore year in high school.
- Was also on Serra's track team and finished with career bests of 10.68 in the 100 meters, 21.59 in the 200 and 25-5.25 in the long jump. Serra won the 2013 CIF state championship while he placed second in the long jump at 24-7. He won the 2012 state long jump title at 20-0.5 and was named the 2012 Cal-Hi Sports California Sophomore Athlete of the Year and 2013 Cal-Hi Sports California Junior Athlete of the Year.
- Was also a guard on Serra's basketball team.
- List of favorites: (movie) "Space Jam"; (TV show) Food Network shows, "Love & Hip Hop," "Scandal," "How To Get Away with Murder"; (musician or band) Drake, ASAP Rocky; (food) Chinese food and Imo's Pizza; (guilty pleasure) Reese's Peanut Butter Cups; (sports teams as a child) Chicago Bulls, St. Louis Rams, St. Louis Cardinals and (athlete as a child) Reggie Bush.
- Follow Jackson on Twitter, Instagram and Snapchat at @AdoreeKnows.
- Born Adoree' Jackson on Sept. 18, 1995 in East St. Louis, Ill.



## ADOREE' JACKSON'S RETURN GAME-BY-GAME

2017 Tennessee Titans			PUNT RETURNS					KICKOFF RETURNS								
Date	Opp	W-L	P/S	No	FC	Yds	Avg	Lg	TD	No	Yds	Avg	Lg	TD		
Sept 10	Oak	L	S	1	0	5	5.0	5	0	1	35	35.0	35	0		
Sept 17	@ Jax	W	S	2	2	55	27.5	46	0	0	0	-	0	0		
Sept 24	Sea	W	S	5	0	51	10.2	22	0	2	27	13.5	25	0		
Oct 1	@ Hou	L	S	1	0	3	3.0	3	0	3	71	23.7	48	0		
Oct 8	@ Mia	L	S	2	1	14	7.0	12	0	1	21	21.0	21	0		
Oct 16	Ind	W	S	0	0	0	-	0	0	2	46	23.0	40	0		
Oct 22	@ Cle	W	S	3	0	20	6.7	12	0	0	0	-	0	0		
Nov 5	Bal	W	S	2	1	22	11.0	13	0	1	4	4.0	4	0		
Nov 12	Cin	W	S	3	2	17	5.7	9	0	3	71	23.7	32	0		
Nov 16	@ Pit	L	S	1	0	10	10.0	10	0	5	103	20.6	36	0		
Nov 26	@ Ind	W	S	2	1	7	3.5	7	0	1	15	15.0	15	0		
Dec 3	Hou	W	S	2	0	41	20.5	25	0	0	0	-	0	0		
Dec 10	@ Ari	L	S	3	0	14	4.7	14	0	2	55	27.5	29	0		
Dec 17	@ SF	L	S	1	0	0	0.0	0	0	1	21	21.0	21	0		
Dec 24	LAR	L	S	2	0	12	6.0	11	0	3	109	36.3	57	0		
Dec 31	Jax	W	S	4	2	19	4.8	16	0	0	0	-	0	0		
<b>Totals</b>				<b>9-7</b>	<b>16/16</b>	<b>34</b>	<b>9</b>	<b>290</b>	<b>8.5</b>	<b>46</b>	<b>0</b>	<b>25</b>	<b>578</b>	<b>23.1</b>	<b>57</b>	<b>0</b>
<b>Playoffs</b>																
Jan 6	@ KC	W	S	3	1	18	6.0	13	0	2	43	21.5	24	0		
Jan 13	@ NE	L	S	1	1	0	0.0	0	0	4	83	20.8	25	0		
<b>Totals</b>				<b>1-1</b>	<b>2/2</b>	<b>4</b>	<b>2</b>	<b>18</b>	<b>4.5</b>	<b>13</b>	<b>0</b>	<b>6</b>	<b>126</b>	<b>21.0</b>	<b>25</b>	<b>0</b>

2018 Tennessee Titans			PUNT RETURNS					KICKOFF RETURNS						
Date	Opp	W-L	P/S	No	FC	Yds	Avg	Lg	TD	No	Yds	Avg	Lg	TD
Sept 9	@ Mia	L	p	1	0	26	26.0	26	0	0	0	-	0	0
Sept 16	Hou	W	S	1	1	2	2.0	2	0	0	0	-	0	0
Sept 23	@ Jax	W	p	1	0	6	6.0	6	0	0	0	-	0	0
Sept 30	Phi	W	S	0	0	0	-	0	0	0	0	-	0	0
Oct 7	@ Buf	L	p	0	0	0	-	0	0	0	0	-	0	0
Oct 14	Bal	L	S	0	0	0	-	0	0	0	0	-	0	0
Oct 21	@ LAC	L	S	1	1	0	0.0	0	0	0	0	-	0	0
Nov 5	@ Dal	W	S	2	1	11	5.5	11	0	0	0	-	0	0

Nov 11	NE	W	S	3	1	42	14.0	15	0	0	0	-	0	0
Nov 18	@ Ind	L	S	0	1	0	-	0	0	0	0	-	0	0
Nov 26	@ Hou	L	S	2	1	19	9.5	16	0	0	0	-	0	0
Dec 2	NYJ	W	S	0	2	0	-	0	0	0	0	-	0	0
Dec 6	Jax	W	S	1	0	8	8.0	8	0	0	0	-	0	0
Dec 16	@ NYG	W	S	1	0	8	8.0	8	0	0	0	-	0	0
Dec 22	Was	W	S	1	1	16	16.0	16	0	0	0	-	0	0
Dec 30	Ind	L	S	2	0	10	5.0	10	0	0	0	-	0	0
<b>Totals</b>				<b>9-7</b>	<b>16/13</b>	<b>16</b>	<b>9</b>	<b>148</b>	<b>9.3</b>	<b>26</b>	<b>0</b>	<b>0</b>	<b>0</b>	<b>0</b>

2019 Tennessee Titans			PUNT RETURNS					KICKOFF RETURNS								
Date	Opp	W-L	P/S	No	FC	Yds	Avg	Lg	TD	No	Yds	Avg	Lg	TD		
Sept 8	@ Cle	W	S	0	0	0	-	0	0	1	23	23.0	23	0		
Sept 15	Ind	L	S	2	0	26	13.0	17	0	0	0	-	0	0		
Sept 19	@ Jax	L	p	1	1	0	0.0	0	0	0	0	-	0	0		
Sept 29	@ Atl	W	S	0	0	0	-	0	0	0	0	-	0	0		
Oct 6	Buf	L	S	0	0	0	-	0	0	0	0	-	0	0		
Oct 13	@ Den	L	S	0	0	0	-	0	0	0	0	-	0	0		
Oct 20	LAC	W	S	0	0	0	-	0	0	0	0	-	0	0		
Oct 27	TB	W	IA													
Nov 3	@ Car	L	S	0	0	0	-	0	0	0	0	-	0	0		
Nov 10	KC	W	S	0	0	0	-	0	0	0	0	-	0	0		
Nov 24	Jax	W	S	0	0	0	-	0	0	1	0	-	0	0		
Dec 1	@ Ind	W	S	0	0	0	-	0	0	0	0	-	0	0		
Dec 8	@ Oak	W	IA													
Dec 15	Hou	L	IA													
Dec 22	NO	L	IA													
Dec 29	@ Hou	W	IA													
<b>Totals</b>				<b>9-7</b>	<b>11/10</b>	<b>3</b>	<b>1</b>	<b>26</b>	<b>8.7</b>	<b>17</b>	<b>0</b>	<b>2</b>	<b>23</b>	<b>11.5</b>	<b>23</b>	<b>0</b>
<b>Playoffs</b>																
Jan 4	@ NE	W	S	0	0	0	-	0	0	0	0	-	0	0		
Jan 11	@ Bal	W	S	0	0	0	-	0	0	0	0	-	0	0		
Jan 19	@ KC	L	S	0	0	0	-	0	0	0	0	-	0	0		
<b>Totals</b>				<b>2-1</b>	<b>3/3</b>	<b>0</b>	<b>0</b>	<b>0</b>	<b>-</b>	<b>0</b>	<b>0</b>	<b>0</b>	<b>0</b>	<b>-</b>	<b>0</b>	<b>0</b>



## ADOREE' JACKSON'S NFL STATISTICS

REGULAR SEASON		TACKLES									INTERCEPTIONS					FUMBLES			
Year	Team	GP	GS	Tot	Solo	Asst	Sk	Yds	QBP	TFL	No	Yds	Lg	TD	PD	FF	FR	Yds	SpT
2017	Tennessee	16	16	67	58	9	0.0	0.0	1	4	0	0	0	0	23	3	0	0	0
2018	Tennessee	16	13	69	62	7	0.0	0.0	1	3	2	7	7	0	11	0	0	0	0
2019	Tennessee	11	10	40	36	4	0.0	0.0	0	2	0	0	0	0	7	0	0	0	0
2020	Tennessee	3	2	12	9	3	0.0	0.0	0	0	0	0	0	0	0	0	0	0	0
<b>NFL Totals</b>		<b>46</b>	<b>41</b>	<b>188</b>	<b>165</b>	<b>23</b>	<b>0.0</b>	<b>0.0</b>	<b>2</b>	<b>9</b>	<b>2</b>	<b>7</b>	<b>7</b>	<b>0</b>	<b>41</b>	<b>3</b>	<b>0</b>	<b>0</b>	<b>0</b>

REGULAR SEASON		PUNT RETURNS						KICKOFF RETURNS				
Year	Team	No	FC	Yds	Avg	Lg	TD	No	Yds	Avg	Lg	TD
2017	Tennessee	34	9	290	8.5	46	0	25	578	23.1	57	0
2018	Tennessee	16	9	148	9.3	26	0	0	0	-	0	0
2019	Tennessee	3	1	26	8.7	17	0	2	23	11.5	23	0
<b>NFL Totals</b>		<b>53</b>	<b>19</b>	<b>464</b>	<b>8.8</b>	<b>46</b>	<b>0</b>	<b>27</b>	<b>601</b>	<b>22.3</b>	<b>80</b>	<b>0</b>

PLAYOFFS		TACKLES									INTERCEPTIONS					FUMBLES			
Year	Team	GP	GS	Tot	Solo	Asst	Sk	Yds	QBP	TFL	No	Yds	Lg	TD	PD	FF	FR	Yds	SpT
2017	Tennessee	2	2	7	6	1	0.0	0.0	0	0	0	0	0	0	3	0	0	0	0
2019	Tennessee	3	3	9	9	0	0.0	0.0	0	0	0	0	0	0	6	0	0	0	0
2020	Tennessee	1	1	8	8	0	0.0	0.0	0	0	0	0	0	0	0	0	0	0	0
<b>NFL Totals</b>		<b>6</b>	<b>6</b>	<b>24</b>	<b>23</b>	<b>1</b>	<b>0.0</b>	<b>0.0</b>	<b>0</b>	<b>0</b>	<b>0</b>	<b>0</b>	<b>0</b>	<b>0</b>	<b>9</b>	<b>0</b>	<b>0</b>	<b>0</b>	<b>0</b>

PLAYOFFS		PUNT RETURNS						KICKOFF RETURNS				
Year	Team	No	FC	Yds	Avg	Lg	TD	No	Yds	Avg	Lg	TD
2017	Tennessee	4	2	18	4.5	13	0	6	126	21.0	25	0
<b>NFL Totals</b>		<b>4</b>	<b>2</b>	<b>18</b>	<b>4.5</b>	<b>13</b>	<b>0</b>	<b>6</b>	<b>126</b>	<b>21.0</b>	<b>25</b>	<b>0</b>

### Single-Game Highs

Tackles - 10 vs. Jacksonville (11/24/19)  
 Interceptions - 1 (Twice, last at Buffalo 10/7/18)  
 Passes Defensed - 4 vs. Baltimore (11/5/17)  
 Tackle for Loss - 2 vs. Cincinnati (11/12/17)  
 Forced Fumble - 1 (Three times, last vs. Jacksonville 12/31/17)  
 Punt Returns - 5 vs. Seattle (9/24/17)  
 Punt Return Yards - 55 at Jacksonville (9/17/17)  
 Punt Return Long - 46 at Jacksonville (9/17/17)  
 Kickoff Returns - 5 at Pittsburgh (11/16/17)  
 Kickoff Return Yards - 109 vs. L.A. Rams (12/24/17)  
 Kickoff Return Long - 57 vs. L.A. Rams (12/24/17)

### Playoff Single-Game Highs

Tackles - **8 vs. Baltimore (1/10/21)**  
 Passes Defensed - 4 at Baltimore (1/11/20)  
 Punt Returns - 3 at Kansas City (1/6/18)  
 Punt Return Yards - 18 at Kansas City (1/6/18)  
 Kickoff Returns - 4 at New England (1/13/18)  
 Kickoff Return Yards - 83 at New England (1/13/18)

### Additional Statistics

Rushing - 1 for 20 yards vs. Baltimore (11/5/17), 3 for 30 yards vs. Cincinnati (11/12/17), 1 for 5 yards at Pittsburgh (11/16/17)



# 35 CHRIS JACKSON

DEFENSIVE BACK • 5'10" • 193 LBS • COLLEGE: MARSHALL  
ACQUIRED: 7TH ROUND - 2020 • NFL EXPERIENCE: ROOKIE  
HOMETOWN: TALLAHASSEE, FLA.  
GAMES PLAYED/GAMES STARTED: 11/3 (PLAYOFFS: 0/0)

**PRO:** The Titans selected Chris Jackson with the 243rd overall pick in the seventh round of the 2020 NFL Draft. The 5-foot-10 inch, 193-pounder was coveted for his versatility with experience at both corner and safety, as well as for his speed and ball disruption skills. The Tallahassee, Fla., native was a four-year starter at Marshall where his 45 passes defended rank first in program history. He started 48 games from 2016-19 and tallied 189 tackles, 6.5 tackles for loss, two sacks, seven interceptions with one returned for a touchdown, 45 passes defended, and two fumble recoveries with one returned for a score for the Thundering Herd.

#### CAREER HIGHLIGHTS:

- Jackson's 45 passes defended rank first in Marshall history and his 48 career starts rank 14th in program history.
- Jackson earned all-conference recognition each year of his collegiate career: named to the Conference USA first team all-conference team after recording a team-high 11 passes defended as a senior in 2019, earned second team all-conference honors at defensive back as a junior in 2018, garnered all-conference team honorable mention recognition as a sophomore in 2017, and he was named to the Conference USA All-Freshman team in 2016.

#### TITANS TIDBITS:

- A two-time state track champion in high school, Jackson runs a 4.47 second 40-yard dash. 'I still work out like a track athlete when I can,' Jackson said. 'I watch it a lot and keep up with it.'
- Jackson lived with and was primarily raised by his paternal grandmother, Delores Madison, after his mother was killed by a home invader when Jackson was 10 years old.
- He has a love of cars that he attributes to his father and uncle, the latter of which does competitive drag racing. Jackson lists his top three cars as a 1969 Camaro, a 1984 Buick Grand National and a Ferrari F40.

#### CAREER TRANSACTIONS:

- The Tallahassee, Fla., native was selected by the Titans in the seventh round (243rd overall) of the 2020 NFL Draft.

#### SEASON RECAPS:

**2020 (11/3):** Played in 11 games with three starts at cornerback as a rookie and posted 21 tackles, including a stop for loss, a pass defended and three special teams stops. Was inactive for three games and spent two contests on the reserve/COVID-19 list. Was inactive for the postseason contest. Made his NFL debut and his first career NFL start at Denver (9/14/20). Led the team in special teams tackles once in 2020 (at CIN).

- At Denver (9/14), started at cornerback in his first career NFL contest and collected a tackle. Became the franchise's first rookie drafted in the seventh round or later to start a Week 1 game since Sept. 10, 1989, when Oilers ninth-round rookie tight end Bob Mrosko started at Minnesota.
- Against Jacksonville (9/20), played as a reserve at cornerback and posted six tackles.
- At Minnesota (9/27), was inactive.
- Against Buffalo (10/13), started at cornerback and tallied four tackles and a pass defended. Combined with Larrell Murchison to stuff Devin Singletary for a three-yard loss on a rush up the middle in the first quarter. Ended a Bills' drive by deflecting a third-and-nine pass intended for Stefon Diggs in the second stanza.
- Against Houston (10/18), was inactive.
- Against Pittsburgh (10/25), played as a reserve at cornerback and registered three tackles.

- At Cincinnati (11/1), started at cornerback and posted four tackles, including a stop for loss. Led the team with two special teams tackles on coverage units. Stuffed Giovani Bernard for a three-yard loss on a rush off left tackle in the second stanza.
- Against Chicago (11/8), played as a reserve at cornerback.
- Against Indianapolis (11/12), saw action as a reserve on special teams and at cornerback.
- At Baltimore (11/22), posted a special teams tackle on coverage units.
- At Indianapolis (11/29), missed the game while on reserve/COVID-19.
- Against Cleveland (12/6), missed the game while on reserve/COVID-19.
- At Jacksonville (12/13), returned to the lineup as a reserve at cornerback.
- Against Detroit (12/20), played as a reserve at cornerback and produced three tackles.
- At Green Bay (12/27), saw action as a reserve on special teams.
- At Houston (1/3), was inactive.
- Against Baltimore (1/10), was inactive.

#### COLLEGE:

• During a four-year career at Marshall, started 48 games and posted 189 tackles, 6.5 tackles for loss, 2.0 sacks, seven interceptions with one returned for a touchdown, 45 passes defended and two fumble recoveries with one returned for a score on kickoff coverage for the Thundering Herd. Jackson's 45 passes defended rank first in Marshall history and his 48 career starts rank 14th in program history. He earned all-conference recognition in all four of his collegiate seasons.

**AS A SENIOR (2019),** started 11 games and recorded 25 tackles, one interception and a team-high 11 passes defended. Earned first team all-conference recognition.

- Against Cincinnati (9/28), had a season-high five tackles.
- At Charlotte (11/23), notched two tackles and one interception.
- Against Florida International (11/30), tallied three tackles and three passes defended.

**AS A JUNIOR (2018),** started all 13 games and posted 61 tackles, one interception, 15 passes defended and one fumble recovery. Earned second team all-conference honors at defensive back.

- At Old Dominion (10/13), tied a career-high with 10 tackles and posted a career-high four passes defended.
- Against Florida Atlantic (10/20), amassed six tackles, one interception and three passes defended.

**AS A SOPHOMORE (2017),** started 12 games and tallied 62 tackles, 2.5 tackles for loss, one half sack, a team-high three interceptions for 108 yards and one touchdown, a team-high 10 passes defended and recovered one fumble on kickoff coverage that he returned for a score. Named all-conference honorable mention.

- Against Miami (Ohio) (9/2), posted eight tackles, an interception which he returned 72 yards for a touchdown and one pass defended.
- Against Kent State (9/16), amassed six tackles, 0.5 tackle for loss, and a 32-yard interception.
- At Charlotte (10/7), notched five tackles, 0.5 tackle for loss, one interception and two passes defended.
- Against Old Dominion (10/14), recorded six tackles and one fumble recovery on special teams that he returned for a 15-yard touchdown.

**AS A FRESHMAN (2016),** started all 12 games as a true freshman and tallied 41 tackles, four tackles for loss, 1.5 sacks, two interceptions and nine passes defended. Named to the Conference USA All-Freshman team.

- Against Florida Atlantic (10/15), recorded five tackles, 1.5 tackles for loss, one half sack, one interception and one pass defended.
- Against Charlotte (10/22), posted a season-high eight tackles, two tackles for loss, one sack and one 31-yard interception.
- At Missouri (10/1), saw action in his first career game and posted one tackle.
- Graduated from Marshall in December 2019 with a degree in criminal justice.

- List of favorites: (TV show) "Spongebob Squarepants"; (movies) "Shrek," and "Coming to America"; (musician) Kanye West.
- Follow Jackson on Twitter @C3Jack and on Instagram @\_3cjack.
- Son of D'Wayne Jackson and Tanesha Overstreet.
- Has two brothers and two sisters.
- Born Christopher D'Wayne Jackson on April 13, 1998 in Minneapolis, Minn.

**PERSONAL:**

- Attended FAMU Developmental Research (Tallahassee, Fla.) School where he was rated as a two-star prospect by Rivals.
- Named a Florida 2A All-State wide receiver as a senior in 2015. Also played safety.
- Jackson was a two-time Florida state high school track champion in the 110-meter hurdles and was a runner up in the 300-meter hurdles.
- Also played basketball.

## CHRIS JACKSON'S COLLEGE STATISTICS

SEASON		TACKLES									INTERCEPTIONS					FUMBLES		
Year	Team	GP	GS	Tot	Solo	Asst	Sk	Yds	QBP	TFL	No	Yds	Lg	TD	PD	FF	FR	Yds
2016	Marshall	12	12	41	22	19	1.5	7	0	4.0	2	36	31	0	9	0	0	-
2017	Marshall	12	12	62	31	31	0.5	3	0	2.5	3	108	72t	1	10	0	1	15t
2018	Marshall	13	13	61	40	21	0.0	-	0	0.0	1	21	21	0	15	0	1	2
2019	Marshall	11	11	25	17	8	0.0	-	0	0.0	1	35	35	0	11	0	0	-
<b>Totals</b>		<b>48</b>	<b>48</b>	<b>189</b>	<b>110</b>	<b>79</b>	<b>2.0</b>	<b>10</b>	<b>0</b>	<b>6.5</b>	<b>7</b>	<b>200</b>	<b>72t</b>	<b>1</b>	<b>45</b>	<b>0</b>	<b>2</b>	<b>17</b>

**Single-Game Highs**

Tackles - 10 (Two times, last at Old Dominion 10/13/18)  
 Interceptions - 1 (Seven times, last at Charlotte 11/23/19)  
 Tackles for Loss - 1.5 vs. Florida Atlantic (10/15/16)

Sacks - 1.0 vs. Charlotte (10/22/16)  
 Passes Defensed - 4 at Old Dominion (10/13/18)

## CHRIS JACKSON'S DEFENSIVE GAME-BY-GAME

2020 Tennessee Titans																			
Date	Opp	W/L	P/S	Tot	Solo	Asst	Sk	- Yds	QBP	TFL	Int	- Yds	- TD	PD	FF	FR	- Yds	SpT	
Sept 14	@ Den	W	S	1	0	1	0.0	0.0	0	0	0	0	0	0	0	0	0	0	
Sept 20	Jax	W	p	6	3	3	0.0	0.0	0	0	0	0	0	0	0	0	0	0	
Sept 27	@ Min	W	IA																
Oct 13	Buf	W	S	4	3	1	0.0	0.0	0	0	0	0	0	1	0	0	0	0	
Oct 18	Hou	W	IA																
Oct 25	Pit	L	p	3	2	1	0.0	0.0	0	0	0	0	0	0	0	0	0	0	
Nov 1	@ Cin	L	S	4	2	2	0.0	0.0	0	1	0	0	0	0	0	0	0	2	
Nov 8	Chi	W	p	0	0	0	0.0	0.0	0	0	0	0	0	0	0	0	0	0	
Nov 12	Ind	L	p	0	0	0	0.0	0.0	0	0	0	0	0	0	0	0	0	0	
Nov 22	@ Bal	W	p	0	0	0	0.0	0.0	0	0	0	0	0	0	0	0	0	1	
Nov 29	@ Ind	W	R/C																
Dec 6	Cle	L	R/C																
Dec 13	@ Jax	W	p	0	0	0	0.0	0.0	0	0	0	0	0	0	0	0	0	0	
Dec 20	Det	W	p	3	2	1	0.0	0.0	0	0	0	0	0	0	0	0	0	0	
Dec 27	@ GB	L	p	0	0	0	0.0	0.0	0	0	0	0	0	0	0	0	0	0	
Jan 3	@ Hou	W	IA																
<b>Totals</b>				<b>11-5</b>	<b>11/3</b>	<b>21</b>	<b>12</b>	<b>9</b>	<b>0.0</b>	<b>0.0</b>	<b>0</b>	<b>1</b>	<b>0</b>	<b>0</b>	<b>0</b>	<b>0</b>	<b>1</b>	<b>0</b>	<b>3</b>
<b>Playoffs</b>																			
Jan 10	Bal	L	IA																
<b>Totals</b>		<b>0-1</b>	<b>0/0</b>	<b>0</b>	<b>0</b>	<b>0</b>	<b>0.0</b>	<b>0.0</b>	<b>0</b>	<b>0</b>	<b>0</b>	<b>0</b>	<b>0</b>	<b>0</b>	<b>0</b>	<b>0</b>	<b>0</b>	<b>0</b>	

## CHRIS JACKSON'S NFL STATISTICS

REGULAR SEASON		TACKLES									INTERCEPTIONS					FUMBLES			
Year	Team	GP	GS	Tot	Solo	Asst	Sk	Yds	QBP	TFL	No	Yds	Lg	TD	PD	FF	FR	Yds	SpT
2020	Tennessee	11	3	21	12	9	0.0	0.0	0	1	0	0	0	0	1	0	0	0	3
<b>NFL Totals</b>		<b>11</b>	<b>3</b>	<b>21</b>	<b>12</b>	<b>9</b>	<b>0.0</b>	<b>0.0</b>	<b>0</b>	<b>1</b>	<b>0</b>	<b>0</b>	<b>0</b>	<b>0</b>	<b>1</b>	<b>0</b>	<b>0</b>	<b>0</b>	<b>3</b>

PLAYOFFS		TACKLES									INTERCEPTIONS					FUMBLES			
Year	Team	GP	GS	Tot	Solo	Asst	Sk	Yds	QBP	TFL	No	Yds	Lg	TD	PD	FF	FR	Yds	SpT
2020	Tennessee	0	0	0	0	0	0.0	0.0	0	0	0	0	0	0	0	0	0	0	0
<b>NFL Totals</b>		<b>0</b>	<b>0</b>	<b>0</b>	<b>0</b>	<b>0</b>	<b>0.0</b>	<b>0.0</b>	<b>0</b>	<b>0</b>	<b>0</b>	<b>0</b>	<b>0</b>	<b>0</b>	<b>0</b>	<b>0</b>	<b>0</b>	<b>0</b>	<b>0</b>

**Single-Game Highs**

Tackles - 6 vs. Jacksonville (9/20/20)  
 Tackle For Loss - 1 at Cincinnati (11/1/20)  
 Passes Defensed - 1 vs. Buffalo (10/13/20)  
 Special Teams Tackles - 2 at Cincinnati (11/1/20)



# 60 BEN JONES

CENTER • 6'3" • 308 LBS • COLLEGE: GEORGIA  
ACQUIRED: UNRESTRICTED FREE AGENT (HOU) - 2016  
NFL EXPERIENCE (NFL/TITANS): 9/5 • HOMETOWN: BRENT, ALA.  
GAMES PLAYED/GAMES STARTED: 143/122 (PLAYOFFS: 9/9)

 **Captain: 2019**



**Community Man of the Year: 2019**

**PRO:** The Titans signed Ben Jones early in the 2016 free agency period to bring veteran leadership and experience to the center position and he has provided just that during his tenure with the club. The 6-foot-3-inch, 308-pounder was originally selected by the Houston Texans in the fourth round (99th overall) of the 2012 NFL Draft. The University of Georgia product is a versatile player, having started contests at center and both guard spots in his first four seasons with the Texans.

### CAREER HIGHLIGHTS:

- Jones has started games at center, left guard and right guard during his NFL career and has opened holes for an 1,000-yard rusher in five different seasons.
- In 2019, Jones started 15 games at center and helped Derrick Henry lead the NFL with 1,540 rushing yards.
- In Week 9 of the 2019 season, Jones missed the first game of his eight-year NFL career when he was inactive due to injury. It ended his streak of 120 consecutive games played and 88 consecutive starts. At the time, Jones' consecutive games streak tied Kansas City's Mitchell Schwartz for the longest active streak in the NFL among offensive linemen, and his starting streak ranked first in the NFL among all centers.
- In Week 11 of the 2019 season, Jones returned to the lineup and started his 100th career game.
- Jones made a career-high three postseason starts in 2019.
- In 2018, Jones started all 16 games at center, registering five consecutive seasons with a start in every contest (2014-15 with Houston).
- Jones appeared in his 100th career game in Week 4 of the 2018 season.
- As of the completion of the 2018 season, among NFL offensive linemen listed as centers, Jones ranked first in the NFL with 80 consecutive games started. He had played in 112 consecutive games, which at this point tied for the longest active consecutive games streak among NFL offensive linemen.
- In 2016, Jones centered all 16 games in his first campaign with the Titans and was a part of an offensive front that blocked for the NFL's third-ranked rushing attack which averaged 136.7 rush yards per game.
- In 2015, Jones transitioned to his natural position of center and started all 16 games and the playoff contest for the Texans.
- In 2014, Jones started all 16 contests at left guard.
- As a rookie in 2012, Jones started the final 10 games of the season at right guard and was named the Texans Rookie of the Year.

### TITANS TIDBITS:

- Jones switched from jersey #61 to #60 prior to his senior season at Georgia, to honor his father, Steve, a former collegiate star, who was killed in a helicopter crash when he was 10 years old.
- Jones' pregame ritual consists of walking barefoot on the field "to get a feel for the turf." The routine began before one game with his brother in high school and after enjoying success that night, it has continued ever since.
- When he was 10 years old, Jones suffered a blow to the head with a baseball bat. The impact caused a blood clot to develop on his brain and fractured his skull. The injury kept him out of all athletic activity for a year, proving to be a challenging time for an active and athletic boy. Although it was a tough period in his life, Ben says this time turned him into the man he is today. As soon as he was cleared for activities, Jones threw himself into being the best athlete he could be.
- In 2017, Jones established The Jones Mission Fund at The Community Foundation to provide at-risk youth with opportunities they might otherwise

not have through grants, additional resources and educational opportunities.

- For the past three offseasons, Jones and his wife has hosted the annual Ben Jones Celebrity Clay Shoot. The three events combined have raised more than \$400,000 benefitting The Jones Mission Fund.
- Jones hosts a free Friday Night Lights youth football camp in his native Alabama every June.
- Jones sponsors a trip to a Titans game each fall for the seniors of his high school's football team in Alabama. The experience includes round trip transportation from his hometown, tickets, a private tailgate, swag bags, and a meet-and-greet with a tour of the Titans practice facility after the game with Jones.
- Jones' brother, Clay, played baseball for the University of Alabama and then was drafted by the Detroit Tigers.

### CAREER TRANSACTIONS:

- A native of Brent, Ala., Jones was originally selected by the Houston Texans in the fourth round (99th overall) of the 2012 NFL Draft.
- Signed by the Titans as an unrestricted free agent on March 10, 2016.

### SEASON RECAPS:

- 2020 (16/16, 1/1 - Tennessee):** Started all 16 games at center and helped Derrick Henry become the eighth player in NFL history to eclipse 2,000 rushing yards in a season. Started the postseason contest at center.
- At Denver (9/14), started at center and was a part of an offensive front that allowed the Titans to amass 377 total yards. Member of a line that allowed just one sack on 43 pass attempts.
  - Against Jacksonville (9/20), started at center and helped the offense post 354 total yards.
  - At Minnesota (9/27), started at center and was a member of an offensive front that allowed the Titans to collect 134 yards on the ground.
  - Against Buffalo (10/13), started at center and was a part of an offensive line that blocked for Titans' rushers to gain 139 yards on the ground while not allowing a sack on 28 pass attempts.
  - Against Houston (10/18), started at center and helped the offense become the first unit in NFL history to have a passer reach 350 yards (364 by Ryan Tannehill) and a rusher reach 200 yards (212 by Derrick Henry) in a game.
  - Against Pittsburgh (10/25), started at center.
  - At Cincinnati (11/1), started at center and blocked for Titans' rushers to gain 218 yards on 29 carries.
  - Against Chicago (11/8), started at center.
  - Against Indianapolis (11/12), started at center and helped open holes for Titans' ball carriers to gain 157 rushing yards on 32 carries (4.9 avg.).
  - At Baltimore (11/22), started at center and helped open holes for Titans' ball carriers to gain 173 yards on the ground.
  - At Indianapolis (11/29), started at center and blocked for Titans' rushers to gain 229 yards on 45 carries. Member of an offensive front that allowed just one sack on 22 pass attempts.
  - Against Cleveland (12/6), started at center.
  - At Jacksonville (12/13), started at center and helped open holes for Titans' rushers to gain 249 yards on the ground, including a 215-yard performance by Derrick Henry.
  - Against Detroit (12/20), started at center and helped block for Titans' ball carriers to gain 195 yards and score three touchdowns on the ground.
  - At Green Bay (12/27), started at center.
  - At Houston (1/3), started at center and blocked for Derrick Henry to gain a franchise-record 250 rushing yards in the Titans' division-clinching victory and in the process become the eighth player in NFL history to eclipse 2,000 rushing yards in a season.
  - Against Baltimore (1/10), started at center.

**2019 (15/15, 3/3 - Tennessee):** Started 15 games at center and helped Derrick Henry lead the NFL with 1,540 rushing yards. Was inactive for one game ending his streak of 120 consecutive games played and 88 consecutive starts. Started all three postseason contests at center.

- At Cleveland (9/8), started at center and opened holes for Titans' ball carriers to gain 123 yards on the ground.
- At Atlanta (9/29), started at center and was a part of an offensive front that did not allow a sack on 27 pass attempts, while opening holes for Titans' ball carriers to gain 138 yards on the ground.
- Against L.A. Chargers (10/20), started at center and helped the offense amass 403 total yards.
- At Carolina (11/3), was inactive, ending his streak of 120 consecutive games played and 88 consecutive starts.
- Against Kansas City (11/10), started his 100th career game at center and helped open holes for Titans' rushers to gain 225 yards on the ground.
- Against Jacksonville (11/24), started at center and blocked for Titans' ball carriers to gain 219 rushing yards.
- At Indianapolis (12/1), started at center and helped open holes for Derrick Henry to collect 149 rushing yards on 26 carries.
- At Oakland (12/8), started at center and was a part of an offensive front that blocked for Titans' ball carriers to gain 161 yards on the ground, while also not allowing a sack on 27 pass attempts.
- Against Houston (12/15), started at center and was a member of an offensive line that opened holes for Titans' rushers to gain 163 yards on the ground.
- At Houston (12/29), started at center and was a part of an offensive front that blocked for Derrick Henry to amass 211 yards on the ground and become the NFL's leading rusher in 2019.
- At New England (1/4), started at center and was a member of an offensive front that opened holes for Derrick Henry to collect 182 yards on the ground.
- At Baltimore (1/11), started at center and was a part of an offensive line that blocked for Derrick Henry to collect a franchise postseason record 195 rushing yards.

**2018 (16/16 - Tennessee):** Started all 16 games at center for the third consecutive season with the Titans. Played in his 100th consecutive career NFL contest against Philadelphia (9/30/18).

- At Miami (9/9), started at center and was a member of an offensive front that did not allow a sack on 38 pass attempts.
- At Jacksonville (9/23), started at center and was a part of an offensive front that opened holes for Titans' rushers to gain 150 yards on the ground.
- Against Philadelphia (9/30), started at center in his 100th consecutive contest and was a part of an offensive line that helped amass 397 total yards.
- At Los Angeles Chargers in London (10/21), started at center and helped block for Titans' ball carriers to gain 164 yards on the ground.
- At Dallas (11/5), started at center and helped the Titans' offense accumulate 340 total yards.
- Against New England (11/11), started at center and was a part of an offensive front that opened holes for Titans' rushers to gain 150 yards on the ground.
- Against N.Y. Jets (12/2), started at center and switched to left guard at the start of the third quarter.
- Against Jacksonville (12/6), started at center and helped open holes for Titans' ball carriers to gain 264 yards on the ground, including a franchise-best 238 rushing yards by Derrick Henry. Part of an offensive front that allowed just one sack for zero yards on 24 pass attempts.
- At N.Y. Giants (12/16), started at center and helped block for Titans' rushers to amass 215 yards, including a 170-yard performance by Derrick Henry.
- Against Indianapolis (12/30), started at center and was a member of an offensive front that did not allow a sack on 29 pass attempts.

**2017 (16/16, 2/2 - Tennessee):** Started all 16 games and both postseason contests at center in his second campaign with the Titans. Among NFL offensive linemen presently listed as centers, ranks second in the NFL with 64 consecutive games started.

- Against Oakland (9/10), started at center and was a part of an offensive line that helped produce 350 total yards and allow just one sack on 41 pass attempts.
- At Jacksonville (9/17), started at center, his 50th consecutive start, and opened holes for a rushing attack that amassed 179 yards on 36 carries (5.0 avg.). Member of a unit that allowed just one sack on 27 pass attempts.
- Against Seattle (9/24), started at center and helped block for Titans' ball

carriers to collect 195 rushing yards on 35 carries (5.6 avg.). Member of an offensive front that did not allow a sack on 32 pass attempts.

- Against Indianapolis (10/16), started at center and was a member of an offensive front that helped produce 473 total yards and allow just one sack for one yard on 32 pass attempts.
- Against Cincinnati (11/12), started at center and helped open holes for Titans' rushers to gain 180 yards on the ground.
- At Indianapolis (11/26), started at center and was a part of an offensive front that did not allow a sack on 25 pass attempts.
- Against Houston (12/3), started at center and helped open holes for Titans' ball carriers to gain 198 yards on 25 carries with two scores on the ground.
- At Kansas City (1/6), started at center and helped open holes for Titans' ball carriers to gain 202 rushing yards on 31 carries (6.5 avg.) in the Wild Card matchup.

**2016 (16/16 - Tennessee):** Started all 16 games at center in his first season with the Titans and was a part of an offensive front that blocked for the NFL's third-ranked rushing attack which averaged 136.7 rush yards per game.

- Against Minnesota (9/11), made his Titans debut as the starting center.
- At Detroit (9/18), started at center and blocked for an offense that amassed 363 total yards in a 16-15 comeback win.
- Against Oakland (9/25), started at center and was a part of an offensive line that helped produce 393 total yards and allow just one sack on 33 pass attempts.
- At Miami (10/9), started at center and was a member of an offensive front that opened holes for Titans' rushers to gain 235 yards on the ground and did not allow a sack on 29 pass attempts.
- Against Cleveland (10/16), started at center and blocked for an offense that compiled a season-high 407 total yards, including 137 rushing yards.
- Against Jacksonville (10/27), started at center and opened holes for Titans' ball carriers to accumulate 214 yards on the ground. Was a part of an offensive front that did not allow a sack in 23 pass attempts.
- At San Diego (11/6), started at center and was a part of an offensive line that did not allow a sack on 43 pass attempts.
- Against Green Bay (11/13), started at center and blocked for an offense that amassed 446 total yards and six touchdowns in a 47-25 victory against the Packers.
- At Chicago (11/27), started at center and was a member of an offensive front that did not allow a sack on 23 pass attempts. Blocked for Titans' ball carriers to gain 149 yards on the ground.
- Against Denver (12/11), started at center and was a part of an offensive line that opened holes for Titans' rushers to amass 180 rushing yards on 42 carries in a 13-10 victory over the Broncos.
- At Kansas City (12/18), started at center and helped pave the way for Titans' ball carriers to gain 148 yards on the ground. Member of an offensive front that allowed just one sack for zero yards on 33 pass attempts.

**2015 (16/16, 1/1 - Houston):** Started all 16 games at center and in Wild Card Game against Kansas City (1/9). Extended his streak of consecutive regular season games played to 64, which is the second-longest active streak among NFL centers.

**2014 (16/16 - Houston):** Started all 16 games at left guard in his third season with the Texans.

**2013 (16/1 - Houston):** Played in all 16 games with one start for the Texans.

- At San Francisco (10/6), started at right guard and blocked for a ground game that produced 131 yards.

**2012 (16/10, 2/2 - Houston):** Appeared in all 16 games with 10 starts as a rookie. Was originally drafted as a center, but worked his way into a starting role at right guard. Was a part of seven 100-yard rushing performances by Arian Foster for the NFL's seventh-ranked offense.

- Against Miami (9/9), made his Texans and NFL debut on special teams in the season opener.
- At Jacksonville (9/17), saw action at right guard and was part of an offensive line that cleared the way for Texans running backs to rush for 216 yards and three touchdowns while not allowing Matt Schaub to be sacked.
- At Denver (9/23), helped provide protection for Matt Schaub, enabling him to tie a career-high with four touchdown passes.

- At N.Y. Jets (10/8), helped Arian Foster rush for a season-high 157 yards and a touchdown.

#### COLLEGE:

- Finished his collegiate career ranked third in Georgia history with 49 starts.
- Was a two-time All-SEC selection by the league's coaches and four-time SEC Offensive Lineman of the Week during his career. Was named to Georgia's Team of the Decade.
- As a senior (2011), earned All-SEC first-team honors and was rated the nation's second-best center in the draft by The NFL Draft Report. Named second-team All-SEC honoree by the Associated Press, Phil Steele and the league's coaches for his senior season.
- In his final collegiate season, served as a team captain and started all 14 games at center.
- As a junior (2010), appeared in 13 games making 12 starts. Earned All-SEC second-team honors from The NFL Draft Report.
- As a sophomore (2009), started all 13 games and was named All-SEC second-team by the league's coaches.
- As a freshman (2008), appeared in 13 games making 10 starts at center and was selected a Freshman All-American and Freshman All-SEC. Named Freshman All-American first-team by College Football News, adding second-team honors from The Sporting News and Phil Steele.
- Member of the fall 2009 Georgia Athletic Director's Honor Roll.
- Majored in Health & Physical Education at Georgia.

#### PERSONAL:

- Attended Bibb County High School in Centreville, Ala., where he earned Super Prep All-Dixie Team, Prep Star All-Southeast Region and Alabama Sports Writers Association Class 5A first-team All-State honors as a senior.
- Was a standout first baseman and pitcher on Bibb County's baseball team, where in 2007 he was selected to the Tuscaloosa News West Alabama Baseball All-Star squad. Had a .345 career batting average and collected a school-record 48 RBI in 2007.
- Follow Jones on Instagram at @jones60ben.
- Born Benjamin Jones on July 2, 1989 in Birmingham, Ala.

## BEN JONES' NFL STATISTICS

### REGULAR SEASON

Year	Team	GP	GS
2012	Houston	16	10
2013	Houston	16	1
2014	Houston	16	16
2015	Houston	16	16
2016	Tennessee	16	16
2017	Tennessee	16	16
2018	Tennessee	16	16
2019	Tennessee	15	15
2020	Tennessee	16	16
<b>NFL Totals</b>		<b>143</b>	<b>122</b>

### PLAYOFFS

Year	Team	GP	GS
2012	Houston	2	2
2015	Houston	1	1
2017	Tennessee	2	2
2019	Tennessee	3	3
2020	Tennessee	1	1
<b>NFL Totals</b>		<b>9</b>	<b>9</b>

### Starts Breakdown:

2012 - RG 10 (Playoffs - RG 2); 2013 - RG 1; 2014 - LG 16; 2015 - C 16 (Playoffs - C 1); 2016 - C 16; 2017 - C 16 (Playoffs - C 2); 2018 - C 16; 2019 - C 15 (Playoffs - C 3); 2020 - C 16 (Playoffs - C 1)

### Additional Career Statistics

Tackles - 2 (2014), 1 (2015), **1 (2020)**  
Fumble Recoveries - 1 (2013)

### Additional Career Playoff Statistics

Misc. Tackles - 2 (2015), 1 (2019)



# 90 DAQUAN JONES

DEFENSIVE LINEMAN • 6'4" • 322 LBS • COLLEGE: PENN STATE  
ACQUIRED: 4TH ROUND - 2014 • NFL EXPERIENCE (NFL/TITANS): 7/7  
HOMETOWN: JOHNSON CITY, N.Y.  
GAMES PLAYED/GAMES STARTED: 99/93 (PLAYOFFS: 4/4)



Captain: 2020

**PRO:** Seeking a big, physical and versatile defensive lineman, the Titans selected Penn State's DaQuan Jones in the fourth round of the 2014 NFL Draft. Since then, he has become one of the mainstays of the Titans defensive lineup, appearing in all 16 games in four of his first six seasons, including every game in 2018 and 2019. Jones offers an impressive combination of size, athleticism, intelligence and power. The 6-foot-4-inch, 322-pounder earned a full-time role as a 3-4 defensive end by his second season but has the ability to play multiple spots on the line. He was signed to a new multi-year contract extension in 2018.

### CAREER HIGHLIGHTS:

- In 2019, Jones started all 16 games for the fourth time in his career and for the second consecutive season. He achieved career highs with 21 quarterback pressures and three passes defended.
- In 2018, Jones started all 16 games for the third time in his career. His 39 tackles made up the second-highest total of his career and included a career-high four tackles for loss.
- In 2016, Jones joined Brian Orakpo as the only two Titans to start every game from 2015–2016.
- Against Houston in the 2016 season finale (1/1/17), recovered a Tom Savage fumble in the end zone for his first career touchdown.
- In 2015, Jones was one of four members of the team to start all 16 games, holding down a spot at defensive end for the duration of the campaign. He totaled 67 tackles, 15 quarterback pressures, two tackles for loss and a fumble recovery.
- As a rookie in 2014, Jones played in seven games with one start. He posted his first career sack against Indianapolis on Dec. 28.
- As a senior at Penn State, Jones earned first-team All-Big Ten Conference honors and was named Penn State's Outstanding Senior Player and the recipient of the team's Reid-Robinson Award. He was one of the team's leaders who opted to stay with the program during a time of turmoil.

### TITANS TIDBITS:

- Jones has a reputation as an upbeat, positive influence. "I've always had that positive mindset, even when things weren't as good," he says. "The guys laugh at me sometimes because I'm always smiling ... It's not that I'm happy all the time, but I just feel like in today's world, if you let anything get you down, it will. The smallest thing will turn into the biggest problem if you let it, so I just try my best to keep a positive mindset."
- Jones majored in criminal justice at Penn State and spent a portion of his 2013 summer as an intern observing the Spring Township Police Department near State College.
- Jones entered the Penn State program after being rated the second-best offensive lineman in the nation during his playing days at Johnson City High School. He switched to the other side of the ball and made an immediate impact as a true freshman.
- Jones lists his father, Steve, as the most inspirational person in his life. Steve raised DaQuan as a single father and one of his father's greatest traits is that he works extremely hard in everything he does. Steve works as an executive chef at Cornell University.
- Jones is in the process of launching his own non-profit organization called "Create Your Legacy." In June 2019, he hosted the DaQuan Jones Create Your Legacy Football Camp for more than 100 kids ages 11-18 at Johnson City (N.Y.) High School.
- Jones has four dogs, one of which he named Titan.

### CAREER TRANSACTIONS:

- The Johnson City, N.Y., native was selected by the Titans in the fourth

round (112th overall) of the 2014 NFL Draft.

### SEASON RECAPS:

**2020 (16/16, 1/1):** Started all 16 games at nose tackle and tied for third on the team with two sacks. Registered 49 tackles, 10 quarterback pressures, six stops for loss and a forced fumble. Started the postseason contest and notched three tackles, including a sack. Led the team in sacks once in 2020 (vs. IND). Tied for the team lead in quarterback pressures twice in 2020 (at CIN, vs. IND).

- At Denver (9/14), started on the defensive front and collected two tackles.
- Against Jacksonville (9/20), started at nose tackle and posted four tackles.
- At Minnesota (9/27), started at nose tackle and registered two tackles and two quarterback pressures.
- Against Buffalo (10/13), started on the defensive front and tallied two tackles.
- Against Houston (10/18), started at nose tackle and produced four tackles, including a sack, another tackle for loss and a quarterback pressure. Combined with Harold Landry III to drop Deshaun Watson for a three-yard sack early in the first quarter. Teamed with Jeffery Simmons to stuff David Johnson for a one-yard loss on a rush off left tackle in the first quarter.
- Against Pittsburgh (10/25), started on the defensive front and registered three tackles.
- At Cincinnati (11/1), started at nose tackle and posted two tackles and a quarterback pressure.
- Against Chicago (11/8), started at nose tackle and tied a career-high with seven tackles, including a half sack, two stops for loss and two quarterback pressures. Stuffed David Montgomery for a one-yard loss on a rush off right tackle in the first quarter. Halted a Bears' drive by stonewalling Montgomery for no gain on a third-and-two rush in the second quarter. Stopped Montgomery for a two-yard loss on a rush up the middle in the second quarter. Teamed with Rashaan Evans to drop Nick Foles for a sack early in the fourth quarter.
- Against Indianapolis (11/12), started on the defensive front and collected five tackles, including a sack and a quarterback pressure. Dropped Philip Rivers for an 11-yard sack late in the second quarter. Stuffed Jonathan Taylor for no gain on a rush up the middle in the third stanza.
- At Baltimore (11/22), started at nose tackle and totaled a tackle.
- At Indianapolis (11/29), started at nose tackle and recorded four tackles and a quarterback pressure.
- Against Cleveland (12/6), started at nose tackle and tallied three tackles.
- At Jacksonville (12/13), started at nose tackle and notched a tackle, a tackle for loss, a quarterback pressure and a blocked a field goal. Blocked Aldrick Rosas' 53-yard field goal attempt early in the first stanza.
- Against Detroit (12/20), started at nose tackle and produced three tackles, a forced fumble and a quarterback pressure. Completed a goalline stand by forcing a D'Andre Swift fumble at the Titans' one-yard line that was recovered by Will Compton in the second stanza.
- At Green Bay (12/27), started at nose tackle and registered two tackles. Stonewalled AJ Dillon for no gain on a rush off right tackle in the fourth quarter.
- At Houston (1/3), started on the defensive front and notched four tackles in the Titans' division-clinching victory. Combined with David Long Jr. to stuff David Johnson for no gain on a short pass in the third stanza.
- Against Baltimore (1/10), started at nose tackle and posted three tackles, including a sack. Dropped Lamar Jackson for an eight-yard sack late in the first half.

**2019 (16/16, 3/3):** Started all 16 games at nose tackle and ranked third on the team with 21 quarterback pressures. Also posted 50 tackles, a sack,

a stop for loss and three passes defended. Started all three postseason contests and notched nine tackles, a half sack and three quarterback pressures. Tied for the team lead in sacks once (vs. BUF). Tied for the team lead in quarterback pressures twice (at ATL, vs. LAC). Tied for the team lead in passes defended once (vs. JAX).

- At Cleveland (9/8), collected three tackles, a stop for loss and a quarterback pressure. Teamed with Sharif Finch to stuff Nick Chubb for a three-yard loss on a rush off left guard in the opening quarter.
- At Atlanta (9/29), registered a tackle and a career-best four quarterback pressures.
- Against Buffalo (10/6), notched three tackles, including a sack and two quarterback pressures. Halted a Bills' drive by chasing Josh Allen out of bounds for a sack on third-and-seven in the opening quarter. Stuffed Frank Gore for no gain on a rush off right tackle in the second stanza.
- Against L.A. Chargers (10/20), posted three tackles, while tying for the team lead with four quarterback pressures. Stonewalled Melvin Gordon for no gain on a rush off left guard in the second quarter.
- At Carolina (11/3), started at defensive end and produced six tackles, a quarterback pressure and a pass defended. Batted down a Kyle Allen pass at the line of scrimmage early in the second quarter.
- Against Jacksonville (11/24), notched two tackles, including a quarterback pressure and a pass defended. Batted down a pass intended for Ben Koyack at the line of scrimmage in the second quarter.
- Against Houston (12/15), totaled five tackles and a quarterback pressure. Stuffed Carlos Hyde for no gain on a rush off right tackle in the third quarter. Stonewalled Hyde for no gain on a rush up the middle late in the fourth quarter.
- At New England (1/4), made his postseason debut as a starter at defensive end and posted three tackles. Stopped Rex Burkhead at the one-yard line on second-and-goal during the Titans' goalline stand in the second quarter.
- At Baltimore (1/11), recorded two tackles and two quarterback pressures.
- At Kansas City (1/19), registered four tackles, including a half sack and a quarterback pressure. Teamed with Jurrell Casey to sack Patrick Mahomes in the fourth quarter.

**2018 (16/16):** Started all 16 games at defensive end and collected 39 tackles, 14 quarterback pressures, a career-best four tackles for loss and a pass defended. Tied for the team lead in quarterback pressures once (vs. IND).

- Against Philadelphia (9/30), notched two tackles and three quarterback pressures. Teamed with Derrick Morgan to stop Jay Ajayi for no gain on a rush off right tackle in the fourth quarter.
- At Buffalo (10/7), tied a career-high with seven tackles, including two stops for loss and two quarterback pressures. Stonewalled LeSean McCoy for a two-yard loss on a rush off left end in the first quarter. Burst through the line and leveled LeSean McCoy for a five-yard loss on a rush off right guard in the second stanza. Combined with Jurrell Casey to stop Chris Ivory for a two-yard loss on a rush up the middle in the third quarter.
- Against Baltimore (10/14), started at defensive end and amassed three tackles, a quarterback pressure and a pass defended. Stonewalled Alex Collins for a two-yard loss on a rush up the middle in the second stanza. Knocked down a third-and-nine pass intended for Mark Andrews early in the fourth quarter.
- At Los Angeles Chargers in London (10/21), started at defensive end and tallied three tackles, including a stop for loss and a quarterback pressure. Shot through the line and dropped Austin Ekeler for a three-yard loss on a rush off left tackle early in the final stanza.
- At N.Y. Giants (12/16), started at defensive end and posted two tackles and a quarterback pressure in the Titans' first shutout win since 2000.

**2017 (12/12, 0/0):** Started 12 games at defensive end and posted 36 tackles, a career-high 3.5 sacks, nine quarterback pressures and a stop for loss. Placed on injured reserve on Dec. 4, 2017. Registered a career-high two sacks at Indianapolis (11/26/17). Led the team in sacks twice (at IND, vs. HOU).

- Against Oakland (9/10), posted four tackles. Stuffed DeAndré Washington for no gain on a rush off left guard in the second quarter.
- At Miami (10/8), totaled six tackles. Stuffed Kenyan Drake for no gain on a rush off left end in the second quarter. Teamed with Erik Walden to stuff Jay Ajayi for a one-yard loss on a rush off left guard in the fourth quarter.
- At Indianapolis (11/26), started at defensive end in his 50th career game and registered five tackles, including a career-best two sacks, a stop for loss and three quarterback pressures. Dropped Jacoby Brissett for an eight-yard sack on third-and-10 during the Colts' opening drive of the game.

Stuffed Frank Gore for a three-yard loss on a rush up the middle in the first quarter. Sacked Brissett for a one-yard loss in the second stanza.

- Against Houston (12/3), produced three tackles, including a team-best 1.5 sacks and a quarterback pressure. Left the game early in the third quarter with an injury. Combined with Avery Williamson to stuff Lamar Miller for no gain on a rush off left guard in the first quarter. Dropped Tom Savage for a seven-yard sack late in the second quarter. Halted a Texans' drive by teaming with Brian Orakpo to sack Tom Savage for an eight-yard loss on third-and-10 late in the second quarter.

**2016 (16/16):** Started all 16 games at defensive end for the second consecutive season and collected 29 tackles, 1.5 sacks, eight quarterback pressures, a stop for loss and a fumble recovery for a touchdown. Tied for the team lead in sacks once (at KC). Notched his first career NFL touchdown with a fumble recovery in the end zone against Houston (1/1/17).

- At Miami (10/9), registered a tackle for loss. Stonewalled Kenyan Drake for a two-yard loss on a rush off right tackle late in the second quarter.
- Against Indianapolis (10/23), collected three tackles. Teamed with David Bass to stuff Frank Gore for no gain on a rush off right guard in the fourth quarter.
- At San Diego (11/6), tied a career-high with seven tackles and a quarterback pressure. Stopped Melvin Gordon for no gain on a goal line rush off left guard in the third quarter.
- Against Green Bay (11/13), notched three tackles, including a sack and two quarterback pressures. Ended a Packers' drive by sacking Aaron Rodgers for a 10-yard loss on third-and-13 in the opening stanza.
- Against Denver (12/11), collected a tackle. Combined with Brice McCain to stuff Justin Forsett for a two-yard loss on a rush off right tackle in the fourth quarter.
- At Kansas City (12/18), tallied a half sack and a quarterback pressure. Teamed with Brian Orakpo to drop Alex Smith for a four-yard sack in the third quarter.
- At Jacksonville (12/24), posted four tackles. Stuffed Corey Grant for no gain on a rush off right guard in the opening stanza.
- Against Houston (1/1), registered a tackle and a fumble recovery that resulted in his first career touchdown. Recovered a Tom Savage fumble in the end zone after a Sean Spence strip-sack to give the Titans an early 7-0 lead with 9:57 left to play in the opening stanza.

**2015 (16/16):** Started all 16 games at defensive end and registered 67 tackles, 15 quarterback pressures, two stops for loss and a fumble recovery. Tied for the team lead in quarterback pressures twice (vs. BUF, at NYJ).

- At Tampa Bay (9/13), led all Titans defensive linemen with a career-high seven tackles, including a stop for loss. Teamed with Karl Klug to stuff Doug Martin for no gain on a rush off right guard at the end of the first quarter. Stuffed Jorvorskie Lane for no gain on a rush off right guard in the third quarter. Combined with Wesley Woodyard to stuff Bobby Rainey for a two-yard loss on a rush up the middle in the fourth quarter.
- Against Buffalo (10/11), posted three tackles and two quarterback pressures. Combined with Zach Brown to stonewall Cierre Wood for no gain on a rush off left end in the second stanza.
- At Houston (11/1), registered six tackles and a quarterback pressure. Combined with Derrick Morgan to stop Alfred Blue for no gain on a rush off right tackle in the second quarter.
- At New Orleans (11/8), totaled five tackles and two quarterback pressures. Combined with Angelo Blackson to stuff Mark Ingram for no gain on a goalline rush early in the second quarter. Halted a Saints' drive by combining with Michael Griffin to stuff Mark Ingram for no gain on a third-and-one rush early in the third quarter. Stonewalled Mark Ingram for no gain on a rush off right guard late in the third quarter.
- Against Carolina (11/15), tallied four tackles, including a stop for loss. Crashed through the line and dropped Jonathan Stewart for a five-yard loss on rush off left guard in the second quarter.
- Against Oakland (11/29), recorded two tackles, a fumble recovery and a quarterback pressure. Recovered a Derek Carr botched snap in the fourth quarter.
- At New England (12/20), tallied five tackles and a quarterback pressure. Combined with Avery Williamson to stuff Brandon Bolden for no gain on a rush off right tackle in the final stanza. Stonewalled Joey Iosefa for a one-yard loss on a rush up the middle late in the fourth quarter.

**2014 (7/1):** Appeared in seven games with one start at defensive end during his rookie campaign and registered 13 tackles, a sack, three quarterback



pressures, two stops for loss and a forced fumble. Was inactive for eight games and did not play in one contest. Made his NFL debut at Indianapolis (9/28/14). Made his first career NFL start and notched his first career sack against Indianapolis (12/28/14). Led the team in sacks once (vs. IND).

- At Indianapolis (9/28), made his NFL debut as a reserve defensive tackle and amassed his first career tackle.
- At Philadelphia (11/23), saw action as a reserve defensive tackle and amassed two tackles, including a stop for loss. Stuffed Chris Polk for a two-yard loss on a rush up the middle in the final stanza.
- At Jacksonville (12/18), saw action as a reserve at defensive end and registered two tackles, including a stop for loss. Combined with Avery Williamson to stuff Toby Gerhart for no gain on a rush up the middle in the fourth quarter.
- Against Indianapolis (12/28), registered his first career NFL start and tallied a career-high six tackles, his first career sack, a forced fumble and two quarterback pressures. Dropped Andrew Luck for a seven-yard sack while forcing a fumble that was recovered by the Colts in the first quarter.

#### **COLLEGE:**

- Started 23 of 46 games at Penn State, with all of his starting assignments coming during the last two seasons. Jones finished his career with 92 tackles, adding 4.5 sacks for minus 28 yards, 15.5 stops for losses totaling 55 yards, two fumble recoveries and a pass deflection.
- As a senior (2013), was first-team All-Big Ten Conference by the league's coaches and second-team All-Conference by the media and BTN.com. Was named Penn State's Outstanding Senior Player and the recipient of the team's Reid-Robinson Award. Also named to the Outland Trophy Watch List. Named Most Valuable Player by his teammates after the season. Started all 12 games at defensive tackle, finishing fifth on the team with a career-high 56 tackles (33 solos). His tackle total was the most for any interior defensive lineman in the Big Ten during the 2013 campaign. Added three sacks for minus 21 yards and led the Nittany Lions with 11.5 stops for losses of 42 yards and also recovered one fumble.
- As a junior (2012), secured a starting role during training camp and started the first 11 games at defensive tackle. Recorded 22 tackles, with an assisted sack, two stops for losses of six yards, a fumble recovery and a pass deflection. Played an instrumental role for a defense that ranked second in the Big Ten Conference and 16th nationally in scoring defense

at 19.1 points per game, as the Nittany Lions held six teams to 17 or fewer points.

- As a sophomore (2011), was a top reserve at defensive tackle and played in all 13 games, recording eight tackles.
- As a freshman (2010), held out of the initial four games for a possible redshirt season, but his play in practice and potential got him on the field. Made his debut in the Big Ten-opener at Iowa and played in the final nine games. Was one of seven true freshmen to play, registering six tackles, including a sack and two tackles for loss.
- Majored in criminal justice at Penn State.

#### **PERSONAL:**

- Married to Alexis, the couple splits time between Nashville and Johnson City, N.Y., with their daughter, Mya.
- Attended Johnson City (N.Y.) Senior High School and was rated as the second-best offensive lineman in the state by Rivals.com.
- Was a standout on both sides of the ball and earned four-star prospect status from Scout.com. Recorded 60 tackles as a senior.
- Totaled 70 tackles during his junior season, and also posted three sacks and recovered four fumbles.
- Served as football and basketball team captain and was also a member of the track and field team throwing the shot put.
- List of favorites: (movie) "Captain America: The Winter Soldier"; (TV show) "Supernatural"; (actor) Martin Lawrence; (music artist) Jay-Z; (school subject) criminal justice; (car) Mercedes S Class; (video game) NBA 2K; (food) dad's chicken parmesan; (book) "The Five People You Meet in Heaven" by Mitch Albom; and (pro sports team as a child) Philadelphia Eagles.
- Follow Jones on Twitter at @RiDQulous\_98.
- Follow Jones on Instagram at @dqj\_90.
- Born DaQuan Steven Jones on Dec. 27, 1991 in Johnson City, N.Y.



## DaQUAN JONES' NFL STATISTICS

REGULAR SEASON				TACKLES							INTERCEPTIONS					FUMBLES			
Year	Team	GP	GS	Tot	Solo	Asst	Sk	Yds	QBP	TFL	No	Yds	Lg	TD	PD	FF	FR	Yds	SpT
2014	Tennessee	7	1	13	7	6	1.0	1.0	3	2	0	0	0	0	0	1	0	0	0
2015	Tennessee	16	16	67	45	22	0.0	0.0	15	2	0	0	0	0	0	0	1	0	0
2016	Tennessee	16	16	29	18	11	1.5	12.0	8	1	0	0	0	0	0	0	1	0	0
2017	Tennessee	12	12	36	24	12	3.5	20.0	9	1	0	0	0	0	0	0	0	0	0
2018	Tennessee	16	16	39	19	20	0.0	0.0	14	4	0	0	0	0	1	0	0	0	0
2019	Tennessee	16	16	50	34	16	1.0	0.0	21	1	0	0	0	0	3	0	0	0	0
2020	Tennessee	16	16	49	29	20	2.0	13.0	10	6	0	0	0	0	0	1	0	0	0
<b>NFL Totals</b>		<b>99</b>	<b>93</b>	<b>283</b>	<b>176</b>	<b>107</b>	<b>9.0</b>	<b>46.0</b>	<b>80</b>	<b>17</b>	<b>0</b>	<b>0</b>	<b>0</b>	<b>0</b>	<b>4</b>	<b>2</b>	<b>2</b>	<b>0</b>	<b>0</b>

PLAYOFFS				TACKLES							INTERCEPTIONS					FUMBLES			
Year	Team	GP	GS	Tot	Solo	Asst	Sk	Yds	QBP	TFL	No	Yds	Lg	TD	PD	FF	FR	Yds	SpT
2017	Tennessee	0	0	0	0	0	0.0	0.0	0	0	0	0	0	0	0	0	0	0	0
2019	Tennessee	3	3	9	3	6	0.5	0.0	3	0	0	0	0	0	0	0	0	0	0
2020	Tennessee	1	1	3	2	1	1.0	8.0	1	1	0	0	0	0	0	0	0	0	0
<b>NFL Totals</b>		<b>4</b>	<b>4</b>	<b>12</b>	<b>5</b>	<b>7</b>	<b>1.5</b>	<b>8.0</b>	<b>4</b>	<b>1</b>	<b>0</b>	<b>0</b>	<b>0</b>	<b>0</b>	<b>0</b>	<b>0</b>	<b>0</b>	<b>0</b>	<b>0</b>

### Single-Game Highs

Tackles - **7 (Four times, last vs. Chicago 11/8/20)**  
 Sacks - **2** at Indianapolis (11/26/17)  
 Quarterback Pressures - **4** (Twice, last vs. L.A. Chargers 10/20/19)  
 Forced Fumble - **1 (Twice, last vs. Detroit 12/20/20)**  
 Pass Defensed - **1** (Four times, last vs. Jacksonville 11/24/19)  
 Fumble Recovery - **1** (Twice, last vs. Houston 1/1/17)  
 Touchdowns - **1** - fumble recovery in the end zone vs. Houston, (1/1/17)

### Playoff Single-Game Highs

Tackles - **4** at Kansas City (1/19/20)  
 Sacks - **1 vs. Baltimore (1/10/21)**  
 Quarterback Pressures - **2** at Baltimore (1/11/20)

### Additional Career Statistics

Blocked Field Goal - **1 (2020)**



# 46 JOSHUA KALU

DEFENSIVE BACK • 6'0" • 203 LBS • COLLEGE: NEBRASKA  
ACQUIRED: FREE AGENT - 2018 • NFL EXPERIENCE (NFL/TITANS): 2/2  
HOMETOWN: HOUSTON, TEXAS  
GAMES PLAYED/GAMES STARTED: 28/0 (PLAYOFFS: 4/0)



**PRO:** The Titans originally signed Joshua Kalu as a rookie free agent following the 2018 NFL Draft. The 6-foot, 203-pounder is a versatile defensive back that can line up at safety or cornerback in the secondary. The University of Nebraska product spent the first 12 weeks of the 2018 season on the Titans' practice squad before being signed to the active roster on Dec. 1, 2018. He began 2019 on injured reserve before being activated and appearing in the final eight games and all three postseason contests as a reserve and on special teams. In four seasons with the Cornhuskers, Kalu saw action in 48 games and notched 27 passes defended, including seven interceptions.

#### CAREER HIGHLIGHTS:

- In Week 10 of 2019 against Kansas City, Kalu secured the victory by coming off the edge and blocking Harrison Butker's potential game-tying 52-yard field goal as time expired.
- In 2018, made his NFL debut and appeared in five games during his rookie season.

#### TITANS TIDBITS:

- In the 2019 offseason during the COVID-19 pandemic, Kalu spent time giving back to his hometown of Houston, Texas. He partnered with local restaurants and hand-delivered free meals to healthcare workers fighting the pandemic.
- Kalu was heavily involved in the Lincoln community while at Nebraska. He was named to the Brook Berringer Citizenship Team and the Tom Osborne Citizenship Team as a sophomore, junior and senior.

#### CAREER TRANSACTIONS:

- The Houston, Texas, native was signed by the Titans as an undrafted free agent on May 11, 2018.
- Waived by the Titans on Aug. 12, 2018.
- Signed by the Titans as a free agent on Aug. 20, 2018.
- Waived by the Titans on Sept. 1, 2018 and signed to the team's practice squad a day later.
- Signed by the Titans to their active roster from the practice squad on Dec. 1, 2018.

#### SEASON RECAPS:

**2020 (15/0, 1/0):** Played in 15 games as a reserve and tied for second on the team with eight special teams tackles. Registered eight tackles and a forced fumble as a safety. Was inactive for one contest. Saw action as a reserve in the postseason contest. Led or tied for the team lead in special teams tackles four times in 2020 (at MIN, vs. CHI, vs. IND, vs. DET).

- At Denver (9/14), played as a reserve on special teams and saw limited snaps in the secondary where he collected a tackle and a forced fumble. On the final play of the first half, forced a Jerry Jeudy fumble that went out of bounds.
- Against Jacksonville (9/20), saw action as a reserve on special teams and pounced on a squib kick late in the second quarter allowing the Titans to get into field goal range to convert a 51-yard field goal as time expired in the first half.
- At Minnesota (9/27), tied for the team lead with a special teams tackle on coverage units.
- Against Buffalo (10/13), registered a special teams tackle on coverage units.
- Against Houston (10/18), played as a reserve on special teams.
- Against Pittsburgh (10/25), was inactive.
- At Cincinnati (11/1), saw action as a reserve on special teams.

- Against Chicago (11/8), led the team with a career-high three special teams tackles on coverage units.
- Against Indianapolis (11/12), collected a special teams tackle on coverage units.
- At Baltimore (11/22), saw significant action as a reserve at safety and totaled a career-high four tackles.
- At Indianapolis (11/29), played as a reserve on special teams.
- Against Cleveland (12/6), saw action as a reserve on special teams.
- At Jacksonville (12/13), played significant snaps as a reserve at safety and notched a tackle.
- Against Detroit (12/20), saw significant action as a reserve at safety and produced two tackles. Led the team with two special teams tackles on coverage units.
- At Green Bay (12/27), played as a reserve on special teams.
- At Houston (1/3), saw action as a reserve on special teams in the Titans' division-clinching victory.
- Against Baltimore (1/10), played as a reserve on special teams.

**2019 (8/0, 3/0):** Saw action in eight games as a reserve and posted two tackles, three special teams stops and a blocked field goal. Placed on injured reserve on Sept. 2, 2019 where he spent the first eight weeks of the season. Activated from injured reserve/designated to return on Nov. 2, 2019. Played in all three postseason contests and collected a special teams fumble recovery. Tied for the team lead in passes defended once in 2019 (at HOU). Tied for the team lead in special teams tackles once in 2019 (at OAK).

- At Carolina (11/3), made his season debut as a reserve on special teams and collected a tackle on coverage units.
- Against Kansas City (11/10), played as a reserve on special teams. Secured the victory by coming off the edge and blocking Harrison Butker's potential game-tying 52-yard field goal as time expired.
- Against Jacksonville (11/24), saw action as a reserve at cornerback in the fourth quarter and notched two tackles.
- At Oakland (12/8), saw action as a reserve on special teams and tied for the team lead with a special teams tackle on coverage units.
- Against New Orleans (12/22), saw action as a reserve on special teams and registered a tackle on coverage units.
- At Houston (12/29), played as a reserve on special teams and limited snaps late in the game at safety. Broke up a pass intended for Steven Mitchell Jr. late in the fourth quarter.
- At New England (1/4), made his postseason debut as a reserve on special teams and sealed the victory with a special teams fumble recovery on the Patriots' last-ditch kickoff return to end the game.

**2018 (5/0):** Played in five contests as a rookie and collected four special teams tackles on coverage units. Spent the first 11 games of the season on the team's practice squad before being elevated to the active roster. Tied for the team lead in special teams tackles once in 2018 (vs. IND). Saw action in his first career NFL game against N.Y. Jets (12/2/18).

- Against N.Y. Jets (12/2), made his NFL debut as a reserve on special teams.
- Against Jacksonville (12/6), played as a reserve on special teams and notched a tackle on coverage units.
- At N.Y. Giants (12/16), saw action as a reserve on special teams and collected two tackles on coverage units.
- Against Indianapolis (12/30), saw action as a reserve on special teams and tied for the team lead with a tackle on coverage units.

#### COLLEGE:



## JOSHUA KALU'S NFL STATISTICS

REGULAR SEASON				TACKLES							INTERCEPTIONS					FUMBLES				
Year	Team	GP	GS	Tot	Solo	Asst	Sk	Yds	QBP	TFL	No	Yds	Lg	TD	PD	FF	FR	Yds	SpT	
2018	Tennessee	5	0	0	0	0	0.0	0.0	0	0	0	0	0	0	0	0	0	0	0	4
2019	Tennessee	8	0	2	2	0	0.0	0.0	0	0	0	0	0	0	1	0	0	0	0	3
2020	Tennessee	15	0	8	7	1	0.0	0.0	0	0	0	0	0	0	0	1	0	0	0	8
<b>NFL Totals</b>		<b>28</b>	<b>0</b>	<b>10</b>	<b>9</b>	<b>1</b>	<b>0.0</b>	<b>0.0</b>	<b>0</b>	<b>0</b>	<b>0</b>	<b>0</b>	<b>0</b>	<b>0</b>	<b>1</b>	<b>1</b>	<b>0</b>	<b>0</b>	<b>0</b>	<b>15</b>

PLAYOFFS				TACKLES							INTERCEPTIONS					FUMBLES				
Year	Team	GP	GS	Tot	Solo	Asst	Sk	Yds	QBP	TFL	No	Yds	Lg	TD	PD	FF	FR	Yds	SpT	
2019	Tennessee	3	0	0	0	0	0.0	0.0	0	0	0	0	0	0	0	0	0	0	0	0
2020	Tennessee	1	0	0	0	0	0.0	0.0	0	0	0	0	0	0	0	0	0	0	0	0
<b>NFL Totals</b>		<b>4</b>	<b>0</b>	<b>0</b>	<b>0</b>	<b>0</b>	<b>0.0</b>	<b>0.0</b>	<b>0</b>	<b>0</b>	<b>0</b>	<b>0</b>	<b>0</b>	<b>0</b>	<b>0</b>	<b>0</b>	<b>0</b>	<b>0</b>	<b>0</b>	<b>0</b>

### Single-Game Highs

Tackles - **4 at Baltimore (11/22/20)**

Passes Defensed - 1 at Houston (12/29/19)

Forced Fumble - **1 at Denver (9/14/20)**

Special Teams Tackles - **3 vs. Chicago (11/8/20)**


### Additional Statistics

Blocked Field Goal - 1 vs. Kansas City (11/10/19)

Kickoff Returns - **1 for 2 yards vs. Jacksonville (9/20/20)**

### Additional Playoff Statistics

Special Teams Fumble Recovery - 1 at New England (1/4/20)



# 71 DENNIS KELLY

TACKLE/GUARD • 6'8" • 321 LBS • COLLEGE: PURDUE  
ACQUIRED: TRADE (PHI) - 2016 • NFL EXPERIENCE (NFL/TITANS): 9/5  
HOMETOWN: CHICAGO HEIGHTS, ILL.  
GAMES PLAYED/GAMES STARTED: 104/47 (PLAYOFFS: 6/1)

**PRO:** The Titans acquired Dennis Kelly in a trade with the Philadelphia Eagles in 2016. The 6-foot-8-inch, 321-pounder provides quality experience and depth along the offensive front, having logged starts at right tackle, left tackle, right guard, left guard and tight end during his NFL career. In his first four seasons in Nashville, he appeared in 58 games with 16 starts. The 2012 fifth-round pick spent his first four NFL campaigns as a member of the Eagles and appeared in 30 games with 15 starts from 2012-15.

### CAREER HIGHLIGHTS:

- In 2019, he made his first career start at left tackle and finished the season with four starts at left tackle.
- In Week 12 of the 2019 season against Jacksonville, Kelly caught his first career touchdown on a one-yard reception as an extra tight end.
- In the 2019 AFC Championship at Kansas City, Kelly caught his first postseason touchdown and became the first offensive lineman to catch a touchdown pass in the NFL postseason since the 2014 playoffs.
- In 2018, Kelly saw action in 11 games and logged five starts at right tackle.
- In 2016, Kelly appeared in all 16 games for the first time in his career and recorded six starts in his first campaign in Tennessee.
- In 2012, he started 10 games as a rookie—three starts at right guard and seven starts at right tackle.

### TITANS TIDBITS:

- Kelly went back to school during the 2014 offseason to earn his degree in organizational leadership from Purdue, and in May 2019, Kelly received his MBA from the Kelley School of Business at Indiana University.
- Kelly is an avid professional wrestling fan that does not let the opportunity pass him by whenever a live WWE show is in town. He lists the Undertaker as the one person in the world he would like to have dinner with.
- Kelly's brother, Tim, played football at Eastern Illinois and is currently the offensive coordinator for the Houston Texans.
- Kelly's favorite football player growing up was former Titans great Jevon Kearse.
- Kelly claims that the biggest influence on his life and career has been his entire family. "We're a Southside [Chicago] Irish family, so we share a really tight bond and they've inspired me to get to where I am today."

### CAREER TRANSACTIONS:

- A native of Chicago Heights, Ill., Kelly was originally selected by the Philadelphia Eagles in the fifth round (153rd overall) of the 2012 NFL Draft.
- Traded by the Eagles to the Titans in exchange for wide receiver Dorial Green-Beckham on Aug. 16, 2016.

### SEASON RECAPS:

**2020 (16/16, 1/1 - Tennessee):** Started all 16 games at right tackle and helped Derrick Henry become the eighth player in NFL history to eclipse 2,000 rushing yards in a season. Started the postseason contest at right tackle.

- At Denver (9/14), started at right tackle and was a part of an offensive front that allowed the Titans to amass 377 total yards. Member of a line that allowed just one sack on 43 pass attempts.
- Against Jacksonville (9/20), started at right tackle and helped the offense post 354 total yards.
- At Minnesota (9/27), started at right tackle and was a member of an offensive front that allowed the Titans to collect 134 yards on the ground.
- Against Buffalo (10/13), started at right tackle and was a part of an offensive line that blocked for Titans' rushers to gain 139 yards on the

ground while not allowing a sack on 28 pass attempts.

- Against Houston (10/18), started at right tackle and helped the offense become the first unit in NFL history to have a passer reach 350 yards (364 by Ryan Tannehill) and a rusher reach 200 yards (212 by Derrick Henry) in a game.
- Against Pittsburgh (10/25), started at right tackle.
- At Cincinnati (11/1), started at right tackle and blocked for Titans' rushers to gain 218 yards on 29 carries.
- Against Chicago (11/8), started at right tackle.
- Against Indianapolis (11/12), started at right tackle and helped open holes for Titans' ball carriers to gain 157 rushing yards on 32 carries (4.9 avg.).
- At Baltimore (11/22), started at right tackle and helped open holes for Titans' ball carriers to gain 173 yards on the ground.
- At Indianapolis (11/29), started at right tackle and blocked for Titans' rushers to gain 229 yards on 45 carries. Member of an offensive front that allowed just one sack on 22 pass attempts.
- Against Cleveland (12/6), started at right tackle in his 100th regular season contest.
- At Jacksonville (12/13), started at right tackle and helped open holes for Titans' rushers to gain 249 yards on the ground, including a 215-yard performance by Derrick Henry.
- Against Detroit (12/20), started at right tackle and helped block for Titans' ball carriers to gain 195 yards and score three touchdowns on the ground.
- At Green Bay (12/27), started at right tackle.
- At Houston (1/3), started at right tackle and blocked for Derrick Henry to gain a franchise-record 250 rushing yards in the Titans' division-clinching victory and in the process become the eighth player in NFL history to eclipse 2,000 rushing yards in a season. Recovered a Derrick Henry fumble in the fourth quarter.
- Against Baltimore (1/10), made his first career postseason start at right tackle.

**2019 (15/4, 3/0 - Tennessee):** Saw action in 15 games with four starts at left tackle and helped Derrick Henry lead the NFL with 1,540 rushing yards. Collected his first career touchdown, a one-yard catch, against Jacksonville (11/24/19). Played as a reserve in all three postseason contests and notched a one-yard touchdown reception at Kansas City (1/19/20).

- At Cleveland (9/8), started at left tackle and opened holes for Titans' ball carriers to gain 123 yards on the ground.
- Against Indianapolis (9/15), started at left tackle. Recovered a Marcus Mariota fumble in the second quarter.
- At Jacksonville (9/19), started at left tackle.
- At Atlanta (9/29), started at left tackle and was a part of an offensive front that did not allow a sack on 27 pass attempts, while opening holes for Titans' ball carriers to gain 138 yards on the ground.
- Against L.A. Chargers (10/20), entered the game as a reserve at right tackle in the first quarter and helped the offense amass 403 total yards.
- Against Tampa Bay (10/27), saw action on special teams and limited snaps at left guard.
- Against Jacksonville (11/24), saw action as a reserve at left tackle and as an extra tight end where he hauled in a one-yard touchdown. Extended the Titans' lead to 14-3 with a one-yard touchdown catch early in the third quarter.
- At Indianapolis (12/1), played as a reserve on special teams and saw limited snaps as a reserve at left tackle.
- At Kansas City (1/19), saw action as an extra tackle and hauled in a goalline touchdown reception. Increased the Titans lead to 17-7 with a one-yard touchdown grab in the second stanza. Became the first offensive lineman to catch a touchdown pass in the NFL postseason since the 2014

playoffs.

**2018 (11/5 - Tennessee):** Played in 11 games with five starts at right tackle. Was inactive for four games and did not play in another contest.

- At Miami (9/9), started at right tackle and was a member of an offensive front that did not allow a sack on 38 pass attempts.
- At Los Angeles Chargers in London (10/21), entered the game at right guard late in the fourth quarter after Josh Kline suffered an injury.
- At Dallas (11/5), saw action at right tackle at the beginning of the second half after Jack Conklin left the remainder of the game with an injury.
- Against New England (11/11), started at right tackle and was a part of an offensive front that opened holes for Titans' rushers to gain 150 yards on the ground.
- Against Jacksonville (12/6), played as a reserve at both right tackle and left tackle in the contest.
- At N.Y. Giants (12/16), started at right tackle and helped block for Titans' rushers to amass 215 yards, including a 170-yard performance by Derrick Henry.
- Against Indianapolis (12/30), started at right tackle and was a member of an offensive front that did not allow a sack on 29 pass attempts.

**2017 (16/1, 2/0 - Tennessee):** Played in all 16 games with one start as an extra tight end. Saw action as a reserve in his first two career postseason contests.

- At Jacksonville (9/17), played as a reserve as an extra tight end and helped open holes for a rushing attack that amassed 179 yards on 36 carries (5.0 avg.).
- At Houston (10/1), started as an extra tight end as the team opened the game in a jumbo package.
- At Miami (10/8), saw significant action at left tackle after Taylor Lewan left the game in the second quarter with an injury.
- Against Cincinnati (11/12), saw action as a reserve as an extra tight end and helped open holes for Titans' rushers to gain 180 yards on the ground.
- At Arizona (12/10), saw significant action as a reserve at left tackle after Taylor Lewan left the game in the second quarter with an injury.
- Against Jacksonville (12/31), saw action as a reserve as an extra tight end and for a series at left tackle when Taylor Lewan left the game briefly with an injury.
- At Kansas City (1/6), played limited snaps as a reserve on special teams in his first career postseason game.
- At New England (1/13), saw significant action at right tackle after Jack Conklin left the game in the first quarter with an injury.

**2016 (16/6 - Tennessee):** Played in all 16 games with six starts as an extra tight end in his first season with the Titans. Helped open holes for the NFL's third-ranked rushing attack which averaged 136.7 rush yards per game.

- At Houston (10/2), saw limited action as a reserve at right tackle when Jack Conklin left the game briefly with an injury.
- Against Cleveland (10/16), made his first Titans start as an extra tight end.
- Against Indianapolis (10/23), started as an extra tight end and saw 11 snaps in that role.
- Against Jacksonville (10/27), played as a reserve as an extra tackle and helped open holes for Titans' ball carriers to accumulate 214 yards on the ground.
- Against Green Bay (11/13), entered the game at left tackle early in the first quarter after Taylor Lewan was disqualified for contacting an official. Blocked for an offense that amassed 446 total yards and six touchdowns in a 47-25 victory against the Packers.
- At Indianapolis (11/20), started as an extra tight end. Played left tackle in the fourth quarter after Taylor Lewan left the game with an injury.
- At Chicago (11/27), started as an extra tight end and helped block for Titans' ball carriers to gain 149 yards on the ground.
- Against Denver (12/11), saw action as a reserve as an extra tight end and helped open holes for Titans' rushers to amass 180 rushing yards on 42 carries in a 13-10 victory over the Broncos.
- At Kansas City (12/18), played as a reserve as an extra tight end and helped pave the way for Titans' ball carriers to gain 148 yards on the ground.

**2015 (14/2 - Philadelphia):** Appeared in a career-high 14 games with two starts at right tackle.

**2014 (3/3 - Philadelphia):** Started three games for the Eagles, two at left guard and one at right guard. Was inactive for 13 contests.

- At Indianapolis (9/15), started at left guard for the first time in his career, filling in for an injured Evan Mathis

**2013 (0/0 - Philadelphia):** Was inactive for all 16 contests.

**2012 (13/10 - Philadelphia):** Played in 13 games with 10 starts as a rookie. Made three starts at right guard and seven starts at right tackle. Did not play in three contests.

- Against Atlanta (10/28), made his first-career start at right guard.
- At Washington (11/18), started at right tackle for the first time in his career.

#### COLLEGE:

- Spent four seasons (2008-11) at Purdue and appeared in 42 career games, including starts in 37 consecutive games.
- Named the team's Bob Griese Offensive Most Valuable Player in both 2010 and 2011.
- Was a team co-captain and offensive MVP as a senior in 2011. Selected an All-Big Ten honorable mention choice by the conference's coaches and media. With Kelly anchoring the left tackle spot, the 2011 Boilermaker line cleared the way for a running game that produced 11 100-yard rushing games in 13 contests, including 393 yards against Southeast Missouri and 265 yards against Western Michigan in the Little Caesars Pizza Bowl.
- Named the team MVP on offense as a junior in 2010. Started in all 12 games and helped anchor an offensive line that blocked for a school-record five consecutive games with 200-plus rushing yards. Earned All-Big Ten honorable mention and Academic All-Big Ten accolades as a junior.
- Started at left tackle in all 12 games as a sophomore in 2009 and garnered Academic All-Big Ten honors.
- Appeared in five games as a reserve during his freshman campaign in 2008.
- Graduated with a degree in organizational leadership and supervision from Purdue.

#### PERSONAL:

- Married to Jerianna with daughters Eden, Isla and Emilia. They own two dogs, Harley and Sanford.
- Attended Marian Catholic (Chicago Heights, Ill.) High School, where he was a three-year starter at tight end. Named All-area and team captain as senior and honorable mention all-area his junior year.
- Also played basketball in high school.
- Follow Kelly on Twitter and Instagram at @DennisKelly67.
- List of favorites: (movies) "Inception," "Boondock Saints" and "The Dark Knight" trilogy; (TV show) "How I Met Your Mother"; (book) *To Kill A Mockingbird*; (meal) his dad's spaghetti; and (musical artists) Killswitch Engage and Breaking Benjamin.
- Born Dennis Andrew Kelly on Jan. 16, 1990 in Chicago Heights, Ill.



## DENNIS KELLY'S NFL STATISTICS

### REGULAR SEASON

Year	Team	GP	GS
2012	Philadelphia	13	10
2013	Philadelphia	0	0
2014	Philadelphia	3	3
2015	Philadelphia	14	2
2016	Tennessee	16	6
2017	Tennessee	16	1
2018	Tennessee	11	5
2019	Tennessee	15	4
2020	Tennessee	16	16
<b>NFL Totals</b>		<b>104</b>	<b>47</b>

### PLAYOFFS

Year	Team	GP	GS
2017	Tennessee	2	0
2019	Tennessee	3	0
2020	Tennessee	1	1
<b>NFL Totals</b>		<b>6</b>	<b>1</b>

### Starts Breakdown:

2012 - RG 3, RT 7; 2014 - LG 2, RG 1; 2015 - RT 2; 2016 - TE 6; 2017 - TE 1; 2018 - RT 5; 2019 - LT 4; 2020 - RT 16 (Playoffs - RT 1)

### Additional Career Statistics


Receptions - 1-yard touchdown vs. Jacksonville (11/24/19)

Fumble Recovery - 2 (2015), 1 (2019), 1 (2020)

Tackles - 1 (2016)

### Additional Playoff Statistics

Receptions - 1-yard touchdown at Kansas City (1/19/20)



# 6 BRETT KERN

PUNTER • 6'2" • 214 LBS • COLLEGE: TOLEDO

ACQUIRED: WAIVERS - 2009 (DEN) • NFL EXPERIENCE (NFL/TITANS): 13/12

HOMETOWN: GRAND ISLAND, N.Y.

GAMES PLAYED/GAMES STARTED: 205/0 (PLAYOFFS: 6/0)



Pro Bowl: 2017, 2018, 2019



Captain: 2020

**PRO:** Since joining the Titans in 2009, Brett Kern has placed his name at the very top of most of the franchise's leaderboards at his position. At the end of the 2019 campaign, he ranked as the team's all-time career leader in gross punting average (45.9 yards), net punting average (40.8) and punts placed inside the 20 (333). He punted 839 times in a Titans uniform from 2009–2019, second all-time for the franchise (861 by Craig Hentrich). Kern owns the top eight net punting seasons in franchise history and six of the team's top eight gross punting seasons. His 170 consecutive games played (regular season) at the conclusion of 2019 ranked second in team history behind only Bruce Matthews' 232 consecutive contests, while his 170 total games ranked sixth in franchise annals and were the most in the organization's "Titans era" (1999–2019). He was named to three consecutive Pro Bowls (2017-19) and earned first-team Associated Press All-Pro honors for the first time in 2019. Kern also has served as the team's holder on field goal and extra point attempts for his entire tenure. The University of Toledo product was acquired by the Titans during the 2009 season when he was claimed off waivers from the Denver Broncos.

### CAREER HIGHLIGHTS:

- In 2019, Kern was named to the Pro Bowl for the third consecutive season, and he earned first-team Associated Press All-Pro honors for the first time in his career. His 37 punts inside the 20 led the NFL, and his 43.1-yard net average ranked second in team history.
- In 2018, Kern was named to the Pro Bowl for the second consecutive season. His 39 punts inside the 20-yard line on 74 attempts established a franchise record and a career high. He finished the season with a career-long streak of 16 consecutive punts placed inside the 20, including every punt in the final three games of the season.
- In 2017, Kern's gross punting average (49.7) ranked eighth in NFL history and was the highest of any player since 2012. His net punting average (44.6) ranked second in NFL history. He was named to his first career Pro Bowl and was selected second-team Associated Press All-Pro after leading the NFL with a career-high and franchise-best 49.7 gross average and a career-best and franchise-high 44.6 net average.
- In 2016, Kern placed 41.6 percent of his punts inside the opponent's 20-yard line (32 of 77), which at the time ranked second in his career (42.2 in 2009).
- In 2015, Kern launched a career-high tying 88 punts to become the second-leading punter (career punts) in franchise history. He placed a then-career-high 34 punts inside the 20 with only one touchback (career low). He also accomplished a first-of-its-kind feat, becoming the first punter in NFL history to record 80 or more punts, a net average of 40 yards, and one or zero touchbacks in a single season.
- In 2014, Kern booted 88 total punts for a gross average of 46.8 yards and a net average of 40.8 yards, which broke his own single-season team record (40.4-yard net average in 2012).
- In 2013, Kern established then-career benchmarks with 32 punts inside the 20-yard line and only two touchbacks.
- Kern arguably had his most productive season in 2012 when he ranked fifth in the AFC with what at the time was a franchise record and career-best 47.6 gross punt average. He also finished ninth in the AFC with a then-franchise record 40.4 net punting average.
- In 2009, Kern's combined average of 45.5 yards per punt with the Titans and Broncos ranked eighth in the NFL.
- In 2008, Kern ranked fifth in the league with a 46.7-yard punting average and was named to the All-Rookie team by Pro Football Weekly/PFWA and the Sporting News.

### TITANS TIDBITS:

- Kern's father, Cal, is a former professional soccer goalie.
- Kern is an avid golfer that sports a +1 handicap. He picked the game up late in his high school years and caddied for three summers at Inverness Golf Club while in college. The course is located in Toledo, Ohio, and has hosted PGA and NCAA Championships. In 2011, Kern competed in The Vinny, a local golf fundraising tournament hosted by singers Vince Gill and Amy Grant, and finished fourth in the event.

### CAREER TRANSACTIONS:

- The Grand Island, N.Y., native was originally signed by the Denver Broncos as a rookie free agent on April 28, 2008.
- Claimed by the Titans off waivers from the Broncos on Oct. 27, 2009.

### SEASON RECAPS:

- 2020 (13/0, 1/0 - Tennessee):** Played in 13 games and notched 37 punts for 1,685 yards (45.8 avg.) with 22 kicks placed inside the 20-yard line. Placed on injured reserve on Nov. 7 and missed three games. Activated from injured reserve designated to return on Nov. 28. Played as a reserve in the postseason contest and punted five times for 228 yards (45.6 avg.) with four kicks placed inside the 20-yard line. Became the seventh player in franchise history to play in 12 seasons with the organization. Ranks as the franchise's all-time leader with 876 punts. Has appeared in 183 games with the Titans, which ranks fourth on the team's all-time career games played list. Registered 13 punts of 50 or more yards in 2020. Passed Craig Hentrich (177 games) for fourth place on the franchise's career games played list at Indianapolis (11/29/20). Set a franchise record and a career-high with a 60.5-yard gross average against Pittsburgh (10/25/20). Appeared in his 200th NFL regular season game and became the franchise's all-time leader in punts at Indianapolis (11/29/20).
- At Denver (9/14), punted four times for 204 yards (51.0 avg.) with a long punt of 66 yards. Placed a 41-yard punt that was fair caught at the Denver 11-yard line in the opening stanza. Flipped field position by booming a 66-yard punt to the Denver three-yard line early in the second quarter.
  - Against Jacksonville (9/20), punted three times for 122 yards (40.7 avg.) with all three kicks placed inside the 15-yard line. Pinned the Jaguars deep in their own territory with a 34-yard punt that was downed by Chris Milton at the Jacksonville six-yard line early in the second quarter. Boomed a 56-yard punt to the Jaguars' 15-yard line in the final quarter. Placed a 31-yard punt that was fair caught at the 11-yard line in the final stanza.
  - At Minnesota (9/27), punted three times for 143 yards (47.7 avg.) with one kick placed inside the 20-yard line. Boomed a 59-yard punt that just made the end zone corner for a touchback late in the second quarter. Placed a 40-yard punt that was fair caught at the Vikings' 12-yard line in the third stanza.
  - Against Buffalo (10/13), punted three times for 128 yards (42.7 avg.) with all three punts placed inside the 10-yard line. Boomed a 55-yard punt to the Bills 10-yard line in the opening quarter. Placed a 32-yard punt that was fair caught at the Bills' nine-yard line in the second stanza. Pinned the Bills deep in their own territory with a 41-yard punt that was downed by Chris Milton at the Buffalo three-yard line in the third quarter.
  - Against Houston (10/18), punted once for 54 yards, his fewest punts in a game since he punted once at Dallas (11/5/18). Boomed a 54-yard punt to the Texans' 20-yard line with no return early in the first quarter.
  - Against Pittsburgh (10/25), recorded four punts for 242 yards, establishing a franchise record and career-high 60.5 gross avg. with one kick placed inside the 20-yard line. His 60.5-yard gross average ranked third in the NFL since 1970.
  - At Cincinnati (11/1), punted twice for 72 yards with one kick placed inside

the 20-yard line.

- At Indianapolis (11/29), returned to the lineup for his 200th career regular season contest and punted four times for 160 yards (40.0 avg.) with all four kicks placed inside the 20-yard line. Passed Craig Hentrich (861 punts) for the most punts in franchise history. Nailed a 47-yard punt that went out of bounds at the Colts' 12-yard line in the second quarter. Boomed a 48-yard punt that went out of bounds at the Colts' eight-yard line in the third stanza. Placed a 32-yard punt that was fair caught at the Indianapolis' 13-yard line in the third quarter. Pinned the Colts deep in their own territory with a 33-yard punt to the Indianapolis' six-yard line in the fourth quarter.
- Against Cleveland (12/6), punted three times for 138 yards (46.0 avg.) with a 45.7 net avg. and a long punt of 54 yards.
- At Jacksonville (12/13), punted four times for 165 yards (41.3 avg.) with four kicks placed inside the 20-yard line. Pinned the Jaguars deep in their own territory with a 37-yard punt to the Jacksonville 13-yard line late in the first quarter. Boomed a 50-yard punt to the Jaguars' 12-yard line on the first play of the fourth quarter.
- Against Detroit (12/20), punted once for 47 yards with that kick placed inside the 20-yard line. Pinned the Lions deep in their own territory with a 47-yard punt to the Detroit eight-yard line in the third quarter.
- At Green Bay (12/27), punted four times for 174 yards (43.5 avg.) with one kicked placed inside the 20-yard line. Boomed a 60-yard punt to the Green Bay 14-yard line late in the fourth quarter.
- At Houston (1/3), punted once for 46 yards with the kick placed inside the 20-yard line in the Titans' division-clinching victory.
- Against Baltimore (1/10), punted five times for 228 yards (45.6 avg.) with four kicks placed inside the 20-yard line. His 45.6 net average established a new franchise single-game postseason record. His four punts inside the 20 tied the franchise postseason record. Boomed a 51-yard punt to the Ravens' 18-yard line in the opening quarter. Nailed a 53-yard punt to the Ravens' 18-yard line in the second stanza. Placed a 49-yard punt to the Baltimore seven-yard line in the third quarter.

**2019 (16/0, 3/0 - Tennessee):** Named first-team All-Pro by the Associated Press. Selected to his third career Pro Bowl. Led the NFL with 37 kicks placed inside the 20-yard line. Led the AFC with a 47.1 gross avg. and ranked third in the AFC with a 43.1 net avg. Saw action in all 16 games for the 12th consecutive season and punted 78 times for 3,672 yards (47.1 avg.). Completed one of two passes for 11 yards and rushed once for no gain. Played in all three postseason contests and punted 15 times for 729 yards (48.6 avg.). Completed his only postseason pass for 28 yards. Registered 39 punts of 50 or more yards in 2019. Tied the NFL record with eight punts placed inside the 20 at Denver (10/13/19). Became the second player in franchise history to reach 800 career punts with the team at Denver (10/13/19).

- At Cleveland (9/8), punted six times for 277 yards (46.2 avg.) with three kicks placed inside the 20-yard line. Pinned the Browns deep in their own territory with a 46-yard punt that was downed at the Cleveland seven-yard line late in the opening stanza. Flipped field position with a massive 70-yard punt that was downed at the Browns' three-yard line and led to Cameron Wake's safety of Baker Mayfield two plays later.
- At Atlanta (9/29), punted five times for 225 yards (45.0 avg.) with all five kicks placed inside the 20-yard line. It was the seventh time in his career he placed at least five punts inside the 20 in a game. Boomed a 53-yard punt that went out of bounds at the Falcons' 10-yard line early in the second quarter. Pinned Atlanta deep in their own territory with a 50-yard punt that went out of bounds at the Falcons' five-yard line in the third stanza. Placed a 39-yard punt that went out of bounds at the Atlanta 10-yard line late in the third quarter. Pinned the Falcons' at their two-yard line with a 33-yard punt that was downed by Beau Brinkley late in the final quarter.
- At Denver (10/13), punted nine times for 424 yards (47.1 avg.) with a career-best eight kicks placed inside the 20-yard line. Tied the NFL record with eight punts placed inside the 20 in a game. Flipped field position with a 61-yard punt to the Broncos' seven-yard line in the first quarter. Pinned the Broncos deep in their own territory with a 40-yard punt to the Denver 10-yard line in the third quarter. Nailed a 57-yard punt out of bounds at the Denver 15-yard line in the third stanza. Placed a 38-yard punt that was downed by LeShaun Sims at the Broncos' three-yard line in the final quarter.
- Against L.A. Chargers (10/20), punted twice for 84 yards with both kicks being placed inside the 20-yard line. Extended the Titans' opening scoring drive with an 11-yard pass to Kevin Byard on the fake punt on fourth-and-eight in the opening stanza.
- Against Tampa Bay (10/27), punted five times for 248 yards (49.6 avg.) with one kick placed inside the 20-yard line. Had one rush for zero yards

on a fake field goal. Flipped field position with a 61-yard punt to the Tampa Bay 15-yard line in the third stanza.

- Against Kansas City (11/10), punted four times for 204 yards (51.0 avg.) with two kicks inside the 20-yard line. His 49.8-yard net average was the second-highest net average of his career and tied for the second-highest net average in franchise history. Pinned the Chiefs deep in their own territory with a 41-yard punt that was fair caught at the Kansas City eight-yard line late in the opening stanza. Boomed a 56-yard punt to the Chiefs' four-yard line late in the second quarter. Flipped field position with a 65-yard punt to the Kansas City 18-yard line early in the third quarter.
- At Indianapolis (12/1), punted five times for 244 yards (48.8 avg.) with four kicks placed inside the 20-yard line. Pinned the Colts deep in their own territory with a 31-yard punt that was fair caught at the 10-yard line in the second quarter. Boomed a 48-yard punt that downed at the Indianapolis six-yard line late in the second stanza. Flipped field position by blasting a 63-yard punt late in the third quarter. Placed a 37-yard punt that was fair caught at the Colts' 10-yard line in the final quarter.
- At New England (1/4), punted six times for 275 yards (45.8 avg.) with four kicks placed inside the 20-yard line. Pinned the Patriots deep in their own territory with a 44-yard punt to the New England 13-yard line in the third quarter. Placed a 36-yard punt that was downed at the Patriots' seven-yard line in the third quarter. Boomed a 58-yard punt that rolled dead at the New England one-yard line late in the fourth quarter.
- At Baltimore (1/11), punted six times for 315 yards (52.5 avg.) with a touchback. Placed a 32-yard punt to the Ravens' 12-yard line early in the fourth quarter.
- At Kansas City (1/19), punted three times for 139 yards (46.3 avg.) with one kick placed inside the 20-yard line. Flipped field position with a 53-yard punt to the Kansas City 12-yard line in the fourth quarter. Extended the Titans' final touchdown drive with a 28-yard pass to Amani Hooker on a fake punt in the fourth quarter.

**2018 (16/0 - Tennessee):** Named to his second consecutive Pro Bowl. Named to the PFWA's All-AFC team. Ranked second in the AFC with a 47.1 gross avg. Ranked second in the AFC with a 41.7 net avg. Set a career-high with 39 punts placed inside the 20-yard line, including a career-best 16 consecutive punts inside the 20 to conclude the season. Punted 74 times for 3,483 yards and collected a special teams tackle. Registered 34 punts of 50 or more yards.

- At Miami (9/9), punted four times for 179 yards (44.8 avg.) with four kicks placed inside the 20-yard line. Flipped field position with a 55-yard punt to the Dolphins' 18-yard line in the second stanza.
- Against Houston (9/16), punted five times for 261 yards (52.2 avg.) with one kick placed inside the 20-yard line. Flipped field position by booming a season-long 62-yard punt to the Texans' seven-yard line early in the third quarter.
- Against Philadelphia (9/30), punted five times for 254 yards (50.8 avg.) with two kicks placed inside the 10-yard line. Registered his first career tackle with a key stop along the sideline in the fourth quarter. Pinned the Eagles deep in their own territory twice in the second quarter with a 48-yard kick that was downed at the Philadelphia five-yard line and a 49-yarder that rolled out of bounds at the Philadelphia three-yard line.
- At Los Angeles Chargers in London (10/21), punted twice for 103 yards (51.5 avg.) with a long of 54 yards. Appeared in his 145th consecutive game with the Titans, the fourth longest streak in franchise history.
- Against New England (11/11), punted five times for 241 yards (48.2 avg.) with two kicks placed inside the 20-yard line. Pinned the Patriots deep in their own territory with a 36-yard punt that was fair caught at the New England nine-yard line in the second quarter. With his 147th consecutive game in a Titans uniform, he passed Craig Hentrich (146) and tied Robert Brazile for third place on the franchise's all-time consecutive games played list.
- At Indianapolis (11/18), punted six times for 296 yards (49.3 avg.) with three kicks placed inside the 20-yard line. Moved into second place on the team's consecutive games played list (148) trailing only Bruce Matthews (232).
- Against Jacksonville (12/6), punted twice for 118 yards (59.0 avg.) with one kick placed inside the 20-yard line. Flipped field position and tied his season long with a 63-yard punt to the Jaguars' 25-yard line in the second quarter. Pinned the Jaguars deep in their own territory with a 56-yard punt to the Jacksonville five-yard line early in the fourth quarter.
- At N.Y. Giants (12/16), punted five times for 220 yards (44.0 avg.) with all five kicks placed inside the 20-yard line on a rainy and windy day.
- Against Washington (12/22), punted four times for 169 yards (42.3 avg.) with all four kicks placed inside the 20-yard line. With his 152nd game in

a Titans uniform, passed Benji Olson (152) for ninth place on the team's all-time games played list. Pinned Washington' deep in its own territory with a 40-yard punt to the Washington seven-yard line late in the first quarter. Placed a 49-yard punt that was downed at the seven-yard line early in the third quarter. Launched a 50-yard punt that went out of bounds at the 15-yard line with less than 20 seconds to play in the fourth quarter.

- Against Indianapolis (12/30), punted six times for 272 yards (45.3 avg.) with all six kicks placed inside the 20-yard line. Finished the season with 16 consecutive kicks placed inside the 20-yard line. Pinned the Colts deep in their own territory with a booming 58-yard punt that went out of bounds at the Indianapolis 10-yard line in the opening stanza. Set up the Titans' defensive touchdown by plaining a 56-yard punt that was downed at the Colts' six-yard line in the second quarter. Nailed a 54-yard punt to the Indianapolis seven-yard line in the third stanza.

**2017 (16/0, 2/0 - Tennessee):** Named to his first career Pro Bowl and was selected second-team Associated Press All-Pro. Led the NFL with a career-high and franchise-best 49.7 gross average and a career-best and franchise-high 44.6 net average. His gross punting average ranked eighth in NFL history and was the highest of any player since 2012. His net punting average ranked second in NFL history. Registered 42 punts of 50 or more yards in 2017. Posted a career-best 56.8 gross punt average against Seattle (9/24/17). Notched a career-high 50.2 net punt average at Miami (10/8/17). Played in his 150th career game against Indianapolis (10/16/17). Played in his 136th consecutive game with the Titans at San Francisco (12/17/17) and in doing so, passed former linebacker Keith Bulluck (135) and former defensive end Elvin Bethea (135) for fifth place in franchise history for consecutive games played.

- Against Seattle (9/24), punted six times for 341 yards for a career-best 56.8 gross punt average. Boomed three punts of 60 or more yards and placed two kicks inside the 20-yard line. Flipped field position by nailing a 62-yard punt to the Seattle two-yard line in the first quarter.

- At Houston (10/1), punted five times for 246 yards (49.2 avg.) with one kick placed inside the 20-yard line. Flipped field position with a 54-yard punt to the Texans' 14-yard line in the third stanza.

- At Miami (10/8), tied a career-high with 10 punts for a career-best 549 yards (54.9 avg.) while setting a single-game career mark with a 50.2 net avg. Placed four punts inside the 20-yard line. Flipped field position with a 60-yard punt to the Dolphins' 10-yard line in the first quarter. Pinned the Dolphins deep in their own territory with a 48-yard punt that was downed at the Miami three-yard line in the opening stanza. Nailed a 58-yard punt that was fair caught at the Dolphins' 13-yard line in the second stanza. Boomed a season-long 71-yard punt from deep in his own end zone in the third quarter.

- At Cleveland (10/22), punted four times for 208 yards (52.0 avg.) with two kicks placed inside the 20-yard line. Flipped field position with a 55-yard punt to the Browns' 12-yard line in the first quarter. Pinned the Browns deep in their own territory with a 58-yard punt to the Cleveland nine-yard line late in the fourth quarter.

- Against Baltimore (11/5), punted five times for 256 yards (51.2 avg.) with three kicks placed inside the 20-yard line. Pinned the Ravens deep in their own territory with a 56-yard punt that was downed at the Baltimore six-yard line. Placed a 41-yard punt that was fair caught at the Ravens' nine-yard line in the third quarter.

- Against Cincinnati (11/12), punted six times for 339 yards (56.5 avg.) with a season-long kick of 74 yards, the second-longest kick of his career. Flipped field position with a pair of punts (74, 66) in the final stanza.

- At Arizona (12/10), punted six times for 313 yards (52.2 avg.) with two kicks placed inside the 20-yard line. Flipped field position by nailing a 54-yard punt that went out of bounds at the Arizona 12-yard line early in the second quarter.

- At San Francisco (12/17), punted twice for 111 yards (55.5 avg.) with one kick placed inside the 20-yard line. Played in his 136th consecutive game with the Titans. In doing so, he passed former linebacker Keith Bulluck (135) and former defensive end Elvin Bethea (135) for fifth place in franchise history for consecutive games played. Flipped field position with a 59-yard punt that was downed at the San Francisco 13-yard line in the fourth quarter.

- Against Jacksonville (12/31), punted nine times for 383 yards (42.6 avg.) with four kicks placed inside the 20-yard line. Flipped field position with a 70-yard punt to the Jaguars' two-yard line in the third quarter.

- At Kansas City (1/6), punted three times for 131 yards (43.7 avg.) with two kicks placed inside the 20-yard line in his first career postseason game. Flipped field position by booming a 57-yard punt in the first stanza.

**2016 (16/0 - Tennessee):** Punted 77 times for 3,402 yards (44.2 avg.) with 32 kicks placed inside the 20-yard line. Registered 19 punts of 50 or more yards.

- At Detroit (9/18), punted three times for 142 yards (47.3 avg.) with one kick placed inside the 20-yard line. Pinned the Lions deep in their own territory with a 37-yard punt that was downed by Cody Riggs at the Lions' one-yard line in the second stanza.

- Against Oakland (9/25), punted six times for 311 yards (51.8 avg.) with three kicks placed inside the 20-yard line. Pinned the Raiders deep in their own territory with a 53-yard punt that was fair caught at the Oakland seven-yard line. Boomed a 40-yard punt that was fair caught at the Raiders' nine-yard line in the second quarter. Pinned the Raiders deep in their own territory with a booming 62-yard punt that went out of bounds at the Oakland 10-yard line in the third quarter.

- Against Cleveland (10/16), punted five times for 225 yards (45.0 avg.) with three kicks placed inside the 20-yard line. Pinned the Browns deep in their own territory with a 29-yard punt that was fair caught at the Cleveland eight-yard line in the second quarter. Launched a 52-yard punt that was downed at the Browns' 11-yard line in the second stanza. Flipped field position with a 46-yard punt that was fair caught at the Browns' six-yard line in the third quarter.

- Against Indianapolis (10/23), punted four times for 188 yards (47.0 avg.) with three kicks placed inside the 20-yard line. Pinned the Colts deep in their own territory with a 29-yard punt that was downed at the Indianapolis seven-yard line in the second quarter. Boomed a 48-yard punt that was downed at the Colts' seven-yard line in the second quarter. Flipped field position with a 62-yard punt in the third quarter.

- Against Green Bay (11/13), punted four times for 166 yards (41.5 avg.). Forced a Trevor Davis muffed punt that was recovered by LeShaun Sims in the second quarter.

- At Chicago (11/27), punted four times for 177 yards (44.3 avg.) with two kicks placed inside the 20-yard line. Pinned the Bears deep in their own territory with a 44-yard punt that was fair caught at the Chicago 11-yard line.

- Against Denver (12/11), punted a season-high seven times for 308 yards (44.0 avg.) with three kicks placed inside the 20-yard line. Nailed a 43-yard punt that was fair caught at the Denver six-yard line late in the first stanza. Pinned the Broncos deep in their own territory late in the fourth quarter with a 47-yard punt that was downed by Tre McBride at the Denver two-yard line.

- At Kansas City (12/18), punted four times for 142 yards (35.5 avg.) and limited Tyreek Hill to just three return yards on three punt returns.

- Against Houston (1/1), punted five times for 211 yards (42.2 avg.) with a season-high five punts placed inside the 20-yard line. Boomed a 48-yard punt that went out of bounds at the Houston 10-yard line in the second quarter.

**2015 (16/0 - Tennessee):** Totaled 88 punts (tied for fifth place in franchise history), a 47.4-yard gross average (second in franchise history), a 40.3 net average (third in franchise history), a career-high 34 punts inside the 20 (third in franchise history) and only one touchback (career low). Accomplished a first-of-its-kind feat, becoming the first punter in NFL history to record 80 or more punts, a net average of 40 yards, and one or zero touchbacks in a single season. Boomed 42 punts of 50 or more yards in 2015. Placed a career-high seven punts inside the 20-yard line against Houston (12/27/15), which also qualified as the most ever recorded for the franchise (statistic tracked since 1976) and the most by any NFL punter in 2015. The seven punts inside the 20 also tied for the third-highest total in any NFL game since 1976. On his third punt of the day against Houston (12/27/15), passed Jim Norton (522) for second place on the franchise's all-time career punting list. Registered four punts at Tampa Bay (9/13/15) and became the third player in franchise history to reach 450 punts in a Titans/Oilers uniform.

- At Tampa Bay (9/13), punted four times for 189 yards (47.3 avg.) with one kick placed inside the 20-yard line. Boomed a 57-yard punt in the second quarter. Pinned the Browns deep in their territory with a 38-yard punt that was downed at the two-yard line in the third quarter.

- Against Atlanta (10/25), punted seven times for 305 yards (43.6 avg.) with five kicks placed inside the 20-yard line. Pinned Atlanta deep in their own territory with a 36-yard punt that was fair caught at the Falcons' 12-yard line. Boomed a 54-yard punt that was fair caught at the Falcons' 15-yard line. Placed a 39-yard punt that was fair caught at the Atlanta 11-yard line in the second quarter. Pinned the Falcons deep in their own territory with a 38-yard punt that went out of bounds at the Atlanta 12-yard line.

- At Houston (11/1), posted seven punts for 349 yards (49.9 avg.) with

three kicks placed inside the 20-yard line and a 45.9 net avg. Six of his seven punts went at least 50 yards or pinned the Texans inside the 20. Pinned the Texans deep in their territory with a 39-yard punt that was fair caught at the Houston 10-yard line in the second quarter. Boomed a 55-yard punt that went out of bounds at the Texans' seven-yard line.

- At Jacksonville (11/19), appeared in his 100th game with the Titans and punted five times for 226 yards (45.2 avg.) with two kicks placed inside the 20-yard line.

- At New England (12/20), punted five times for 272 yards (54.4 avg.) with one kick placed inside the 20-yard line. Boomed a 61-yard punt that Danny Amendola later fumbled setting up the Titans' first scoring drive. Boomed a 56-yard punt that went out of bounds at the Patriots' six-yard line in the third quarter.

- Against Houston (12/27), punted a season-high nine punts for 427 yards (47.4 avg.) with a career-high seven kicks placed inside the 20-yard line. Boomed a 58-yard punt to the Texans' six-yard line in the first quarter. Pinned the Texans deep in their own territory with a 31-yard punt that went out of bounds at the Houston five-yard line. Blasted a 59-yard punt to the Texans' six-yard line in the fourth quarter. On his third punt of the day, passed Jim Norton (522) for second place on the franchise's all-time career punting list.

- At Indianapolis (1/3), punted six times for 300 yards (50.0 avg.) with two kicks placed inside the 20-yard line. Pinned the Colts deep in their own territory with a 51-yard punt to the Indianapolis nine-yard line in the opening stanza. Boomed a 52-yard punt that was fair caught at the Colts' eight-yard line in the third quarter.

**2014 (16/0 - Tennessee):** Appeared in all 16 games and set a franchise record with a 40.8 net punt average. Punted career-high 88 times for career-best 4,118 yards (46.8 avg.) with 28 kicks placed inside the opponents' 20-yard line. His 46.8 gross average was the third-highest of his career. Boomed 37 punts of 50 or more yards in 2014. Notched a 48.8-yard net average at Baltimore (11/9/14), the third best of his career and the fourth best in team history. Notched a career-long and franchise-tying long 79-yard punt against Indianapolis (12/28/14).

- At Kansas City (9/7), punted six times for 304 yards with three kicks placed inside the 20-yard line. Boomed a 63-yard punt in the first quarter and nailed a 56-yard punt that forced the returner out of bounds at the Chiefs' two-yard line in the second quarter. His 50.7 gross average was his highest since Dec. 30, 2012 (51.0 against Jacksonville), and his 63-yard punt was his longest since a 63-yarder on Sept. 22, 2013 against the Chargers.

- At Indianapolis (9/28), saw action in his 100th career regular season game and punted six times for 265 yards (44.2 avg.) with two kicks placed inside the 20-yard line. Pinned the Colts deep in their own territory with a 35-yard punt that was fair caught at the Indianapolis nine-yard line in the third quarter.

- Against Jacksonville (10/12), punted five times for 249 yards (49.8 avg.) with three kicks placed inside the 20-yard line. Flipped field position by booming a 69-yard punt in the fourth quarter. It was the third-longest punt of his career and his longest since Dec. 2, 2012 against the Houston Texans (70 yards).

- Against Houston (10/26), totaled six punts for a 51.7-yard gross average and a 48.7 net average with two punts placed inside the 20. His net average at the time was the third best of his career and the fourth best in team history (minimum four punts). In the third quarter, he booted a punt that went 62 yards and pinned the Texans on their own two-yard line. His six punts gave him 400 total punts in a Titans uniform. He became the fourth player in franchise history to reach 400 punts, joining Craig Hentrich (861), Jim Norton (519) and Cliff Parsley (429).

- At Baltimore (11/9), punted eight times for 414 yards (51.8 avg.) with a 48.8 net avg. His 48.8-yard net average was the third best of his career and the fourth best in team history. Boomed a 58-yard punt to the Ravens' 18-yard line in the fourth quarter.

- Against N.Y. Giants (12/7), punted six times for 284 yards (47.3 avg.). In the third quarter, recorded the 500th punt of his seven-year NFL career. He also moved past Cliff Parsley (431 career punts) for third place on the team's all-time career punts list.

- Against N.Y. Jets (12/14), punted six times for 295 yards (49.2 avg.) with three kicks placed inside the 20-yard line. Pinned the Jets deep in their own territory with a 49-yard punt that was fair caught at the New York seven-yard line in the second quarter. Placed a 38-yard punt that was fair caught at the Jets' 10-yard line in the second stanza. On his third punt of the game, which marked his 432nd punt as a member of the Titans, he moved past Cliff Parsley (431 career punts) for third place on the team's all-time punting

list.

- Against Indianapolis (12/28), punted seven times for 383 yards (54.7 avg.) with a career-long punt of 79 yards. Three of his kicks were placed inside the 20-yard line. His 79-yarder broke his previous career long of 71 yards (at Miami on Nov. 11, 2012) and tied the franchise record. Jim Norton set the record against Kansas City on Nov. 22, 1964, and it never was equaled until Kern's attempt. Kern punted seven times against the Colts for a gross average of 54.7 yards per punt, a net average of 46.1 yards per punt and three punts inside the 20. His gross average was the third-highest of his career.

**2013 (16/0 - Tennessee):** Appeared in all 16 games and punted 78 times for 3,386 yards (43.4 avg.). Placed a career-best 32 punts inside the 20-yard line with a career-low two kicks as touchbacks. Set a career-high and a franchise record by placing six punts inside the 20-yard line against Houston (12/29/13). Boomed 24 punts of 50 or more yards in 2013.

- Against San Diego (9/22), punted three times for 140 yards (46.7 avg.) with two kicks placed inside the 20-yard line and a long of 63 yards. Flipped field position with a 63-yard punt that was downed at the Chargers' 17-yard line in the first quarter. Was credited with one rush for zero yards after fumbling a snap in the second quarter. Pinned the Chargers deep in their own territory with a 35-yard punt that was downed at the San Diego 11-yard line in the fourth quarter.

- Against N.Y. Jets (9/29), punted seven times for 293 yards (41.9 avg.) and tied a career-best with four kicks inside the 20-yard line. Boomed a 53-yard punt to the Jets' 15-yard line in the second quarter. Nailed a 50-yard punt to the Jets' 12-yard line early in the third quarter. Pinned the Jets deep in their territory with a 34-yard punt that was downed by Tommie Campbell at the New York one-yard line in the third quarter. Boomed a 54-yard punt to the Jets' 24-yard line in the third stanza.

- Against Arizona (12/15), punted three times for 145 yards (48.3 avg.) with two kicks placed inside the 20-yard line. Pinned the Cardinals deep in their own territory with a 51-yard punt that was downed at the Arizona three-yard line in the second quarter.

- Against Houston (12/29), punted six times for 253 yards (42.2 avg.) and set a franchise record with all six kicks being placed inside the 20-yard line. Pinned the Texans at their own five-yard line with a 38-yard punt late in the third quarter. Boomed a 53-yard punt that was fair caught at the Houston 10-yard line. Nailed a 56-yard punt that went out of bounds at the Texans' nine-yard line.

**2012 (16/0 - Tennessee):** Appeared in all 16 games and ranked fifth in the AFC with a franchise record 47.6 gross punt average. Ranked ninth in the AFC with a franchise record 40.4 net punting average. Posted career-highs with 10 punts and 391 punt yards against N.Y. Jets (12/17/12). Ranked third in franchise history with a career-best 49.0 net punting average at Jacksonville (11/25/12). Boomed a career-long 71-yard punt at Miami (11/11/12). Boomed 34 punts of 50 or more yards in 2012.

- Against New England (9/9), punted four times for 209 yards (52.3 avg.) and placed two punts inside the 20-yard line. Flipped field position by booming a 56-yard punt in the opening quarter. Nailed a 54-yard punt to the Patriots' eight-yard line late in the second quarter. Lined up in the back of the end zone and booted a 55-yard punt in the third quarter.

- At San Diego (9/16), punted seven times for a then career-best 361 yards (51.6 avg.). Notched the third-best net punt average in franchise history with a then career-high 48.6 net punt average. Boomed a 63-yard punt to the Chargers' 25-yard line in the second quarter. Nailed a 54-yard punt that was marked out of bounds at the Chargers' 16-yard line in the third quarter.

- At Houston (9/30), punted seven times for 326 yards (46.6 avg.) and placed two kicks inside the 20-yard line. Boomed a 50-yard punt to the Texans' 14-yard line in the first quarter. Pinned the Texans deep in their own territory with a 52-yard punt to the Houston 12-yard line in the second stanza. Placed a 33-yard punt that was downed at the Houston seven-yard line. Blasted a 60-yard punt to the Texans' 14-yard line late in the third quarter.

- Against Pittsburgh (10/11), punted five times for 261 yards (52.2 avg.) with two kicks placed inside the 20-yard line. Boomed a 61-yard punt to the Steelers' 15-yard line in the second quarter. Flipped field position by nailing a 58-yard punt late in the second quarter.

- At Miami (11/11), punted four times for 208 yards (52.0 avg.) with a net avg. of 48.0 yards. Placed three kicks inside the 20-yard line. Boomed a career-long 71-yard punt that rolled out of bounds at the Dolphins' 15-yard line in the first quarter. Nailed a 50-yard punt to the Dolphins' 14-yard line in the second quarter. Placed a 36-yard punt that was downed at the Miami eight-yard line in the fourth quarter.

- At Jacksonville (11/25), punted four times for 201 yards (50.3 avg.) and posted a career-best 49.0 net punting average. The net punting average ranked third in Titans' franchise history.
- Against Houston (12/2), punted six times for 303 yards (50.5 avg.) with two kicks inside the 20-yard line. Boomed a 70-yard punt to flip field position in the first quarter. Pinned the Texans deep in their own territory with a 40-yard punt that was downed at the Houston one-yard line in the second quarter. Registered a special teams tackle on coverage units.
- Against N.Y. Jets (12/17), punted a career-best 10 times for a career-high 391 yards with four kicks placed inside the 20-yard line. Pinned the Jets deep in their territory with a 44-yard punt that was fair-caught at the New York seven-yard line in the second quarter. Flipped field position with a 43-yard punt that fair-caught at the Jets' eight-yard line in the fourth quarter.

**2011 (16/0 – Tennessee):** Appeared in all 16 games and set a new franchise record with his 39.4-yard net average, topping Craig Hentrich's previous franchise high of 39.2 yards, set in 1998. Registered a career-high 86 punts for 3,747 yards (43.6 avg.). Set a career-high with 31 punts placed inside the 20-yard line in 2011. Ranked seventh in the AFC with a 39.4-yard net punt avg. Boomed 22 punts of 50 or more yards in 2011.

- Against Baltimore (9/18), punted three times for 119 yards with two punts placed inside the 20-yard line. Nailed a 55-yard punt in the first quarter. Pinned the Ravens deep in their own territory with a 33-yard punt that was downed by Gerald McRath at the Baltimore four-yard line in the opening stanza.
- Against Denver (9/25), punted four times for 176 yards (44.0 avg.). Boomed a 62-yard punt in the first quarter. Nailed a 51-yard punt later in the opening stanza. Kept a Titans' scoring drive alive by scooping up an errant snap and racing 21 yards down the right sideline in the second quarter.
- Against Houston (10/23), punted seven times for 319 yards (45.6 avg.) with two kicks inside the 20-yard line. Tallied a 44-yard punt that was downed at the Texans' eight-yard line in the first quarter. Boomed a 54-yard punt in the second quarter that went out of bounds at the Texans' six-yard line. Launched a 53-yard punt early in the third quarter.
- Against Indianapolis (10/30), tied a career-high with eight punts for 330 yards (41.3 avg.). Placed a 30-yard punt that was fair caught at the Colts' 13-yard line late in the first stanza. Boomed a 55-yard punt in the third quarter and a 54-yard punt in the final stanza.
- Against Jacksonville (12/24), punted four times for 172 yards (43.0 avg.) with three kicks placed inside the 20-yard line. Nailed a 47-yard punt that was downed at the Jaguars' three-yard line in the first quarter. Placed a 30-yard punt that was downed at the Jaguars' eight-yard line in the second stanza. Boomed a 51-yard punt that was fair caught at the Jaguars' 16-yard line in the third quarter.
- At Houston (1/1), punted six times for 286 yards (47.7 avg.) and tied a season-best with four kicks placed inside the 20-yard line and a 45.8 net avg. Placed a 35-yard punt that was downed at the Texans' 10-yard line in the first quarter. Nailed a 47-yard punt that was downed at the Texans' three-yard line in the second stanza. Boomed a 58-yard punt in the third quarter. Booted a 52-yard punt that went out of bounds at the Texans' five-yard line in the fourth quarter.

**2010 (16/0 – Tennessee):** Appeared in all 16 games and finished fifth in the AFC with a 39.1-yard net avg. Registered career-highs with 77 punts, 3,302 yards and 39.1 net avg. Tied a career high with four punts inside the 20-yard line at San Diego (10/31/10). Set new career-high with 352 punt yards at Kansas City (12/26/10). Boomed a career-best 68-yard punt against Philadelphia (10/24/10).

- Against Oakland (9/12), punted four times for 200 yards (50.0 avg.) with two kicks placed inside the 20-yard line. Booted a 37-yard punt that was downed at the Raiders' nine-yard line in the second quarter. Boomed a 59-yard punt in the fourth quarter.
- At N.Y. Giants (9/26), punted five times for 214 yards (42.8 avg.). Placed a 37-yard punt that was downed by Michael Griffin at the Giants' one-yard line, which led to a Titans' safety in the third quarter. Boomed a 55-yard punt in the third quarter.
- At San Diego (10/31), punted six times for 279 yards (46.5 avg.) and tied a career high by placing four punts inside the Chargers' 20-yard line. Placed a 35-yard punt that was downed at the San Diego nine-yard line. Boomed a 63-yard punt late in the third quarter. Nailed a 48-yard punt that was downed at the Chargers' three-yard line.
- At Houston (11/28), punted seven times for 328 yards (46.9 avg.) with two kicks placed inside the 20-yard line. Boomed a 56-yard punt to the Houston nine-yard line in the first quarter. Nailed a 50-yard punt later in the

opening stanza. Booted a 56-yard punt to the Houston 15-yard line in the third quarter.

**2009 (6/0 - Denver; 10/0 - Tennessee):** In 10 games with Titans, punted 37 times for 1,665 yards with 18 punts placed inside the 20-yard line and ranked fourth in the AFC with a 45.5 gross avg. Appeared in the first six games with the Denver Broncos and punted 27 times for 1,245 yards (46.1 avg.) while placing nine punts inside the 20-yard line.

- Against Dallas (10/4), boomed six punts for 305 yards (50.8 avg.) with two kicks downed inside the 20-yard line. Nailed four punts for a 55.3 average from Denver territory.
- Against Jacksonville (11/1), made his Titans debut and punted four times for 193 yards (48.3 avg.) with three punts placed inside the 20-yard line in the Titans' 30-13 victory. Boomed a 55-yard punt that sailed out of bounds at the Jaguars' seven-yard line in the second quarter. Nailed a 51-yard punt that was downed at the Jaguars' seven-yard line during the final stanza. Perfectly placed a 37-yard punt that was downed at the Jaguars' three-yard line late in the fourth quarter.
- Against Arizona (11/29), punted four times for 184 yards (46.0 avg.) with two kicks placed inside the 20-yard line in the Titans' 20-17 come-from-behind victory. Placed a 38-yard punt that was downed at the Cardinals' 10-yard line in the fourth quarter.
- At Seattle (1/3), punted four times for 214 yards (53.5 avg.), including a career-best 46.5 net avg. and a career-long 67-yard punt in the Titans' season-ending 17-13 victory. Nailed a 56-yard punt to the Seahawks' 19-yard line in the second quarter. Booted a career-best 67-yard punt in the second stanza.

**2008 (16/0 - Denver):** Appeared in all 16 games and ranked fifth in the league with a 46.7-yard gross punting average that marked the third-best season total by a Bronco in club history (min. 45 punts). Received all-rookie honors from Pro Football Weekly/PFWA and The Sporting News. Punted 46 times for 2,150 yards (46.7 gross / 37.8 net) with 13 punts placed inside the 20-yard line. Tied for the third-fewest touchbacks in the NFL with four, marking the fewest in a season by a Bronco with at least 45 punts since 1997 (Tom Rouen, 4).

- Against San Diego (9/14), punted three times for 161 yards (53.7 avg.)
- Against Tampa Bay (10/5), posted five punts for 248 yards (49.6 avg.) with two kicks placed inside the 20-yard line.
- At N.Y. Jets (11/30), nailed five punts for 214 yards (42.8 avg.) with four kicks inside the 20-yard line.

#### COLLEGE:

- Played 47 career games at the University of Toledo, punting 189 times for 7,994 yards (42.3 avg.) with 59 punts placed inside the 20-yard line.
- Ranked second in the nation in gross punting average (46.1 yds., 52 punts for 2,399 yards) and was a finalist for the Ray Guy Award (nation's best punter) as a senior.
- Earned third team All-America honors as a senior as the only player from the Mid-American Conference to receive Associated Press All-America honors.
- Named Mid-American Conference's Special Teams Player of the Year as a senior.
- Earned a bachelor's degree in geography from Toledo and posted a 3.38 grade point average while earning CoSIDA second-team academic all-district recognition as a senior.

#### PERSONAL:

- Married to Tiffany Kern and the couple has a son, Bryce Jeremiah, and two daughters, Anelle Naomi and Quinn Eliana.
- Was a two-time first-team all-state selection at Grand Island High School in Grand Island, N.Y., and averaged 39 yards per punt as a senior and 42.5 yards per punt as a junior.
- Also played basketball and was a long jumper and high hurdler on the track team in high school.
- List of favorites: (movie) "Shooter"; (TV show) "Gold Rush"; (music artist) LeCrae, Thousand Foot Krutch, KB, tobyMac; (school subject) geography; (car) 1969 Dodge Charger; (video game) "FIFA," "Tiger Woods PGA Golf"; (food) spaghetti; and (book) the Bible.
- Follow Kern on Twitter and on Instagram at @brettkern6.
- Born Brett Alan Kern on Feb. 17, 1986, in Grand Island, N.Y.



## BRETT KERN'S GAME-BY-GAME CONT.

### 2016 Tennessee Titans

Date	Opp	W/L	No	Yds	Avg	Net	TB	In 20	Lg	Blk
Sept 11	Min	L	5	231	46.2	38.4	1	1	64	0
Sept 18	@ Det	W	3	142	47.3	39.7	0	1	54	0
Sept 25	Oak	L	6	311	51.8	45.5	0	3	62	0
Oct 2	@ Hou	L	5	257	51.4	30.6	1	1	71	0
Oct 9	@ Mia	W	5	175	35.0	17.8	0	3	51	0
Oct 16	Cle	W	5	225	45.0	43.8	0	3	52	0
Oct 23	Ind	L	4	188	47.0	42.5	0	3	62	0
Oct 27	Jax	W	4	155	38.8	38.8	0	2	44	0
Nov 6	@ SD	L	4	182	45.5	44.8	0	1	55	0
Nov 13	GB	W	4	166	41.5	38.0	0	0	46	0
Nov 20	@ Ind	L	5	219	43.8	37.4	1	1	57	0
Nov 27	@ Chi	W	4	177	44.3	43.3	0	2	47	0
Dec 11	Den	W	7	308	44.0	38.1	1	3	61	0
Dec 18	@ KC	W	4	142	35.5	34.8	0	0	38	0
Dec 24	@ Jax	L	7	313	44.7	43.3	0	3	54	0
Jan 1	Hou	W	5	211	42.2	41.0	0	5	48	0
<b>Totals</b>		<b>9-7</b>	<b>77</b>	<b>3,402</b>	<b>44.2</b>	<b>38.6</b>	<b>4</b>	<b>32</b>	<b>71</b>	<b>0</b>

### 2017 Tennessee Titans

Date	Opp	W/L	No	Yds	Avg	Net	TB	In 20	Lg	Blk
Sept 10	Oak	L	4	188	47.0	40.8	1	2	53	0
Sept 17	@ Jax	W	3	125	41.7	40.3	0	0	42	0
Sept 24	Sea	W	6	341	56.8	48.2	1	2	66	0
Oct 1	@ Hou	L	5	246	49.2	48.4	0	1	54	0
Oct 8	@ Mia	L	10	549	54.9	50.2	0	4	71	0
Oct 16	Ind	W	1	44	44.0	44.0	0	1	44	0
Oct 22	@ Cle	W	4	208	52.0	43.8	1	2	58	0
Nov 5	Bal	W	5	256	51.2	46.8	0	3	56	0
Nov 12	Cin	W	6	339	56.5	42.2	2	1	74	0
Nov 16	@ Pit	L	3	142	47.3	39.7	0	0	54	0
Nov 26	@ Ind	W	3	139	46.3	46.3	0	1	58	0
Dec 3	Hou	W	4	199	49.8	42.5	0	2	59	0
Dec 10	@ Ari	L	6	313	52.2	46.7	0	2	58	0
Dec 17	@ SF	L	2	111	55.5	49.5	0	1	59	0
Dec 24	LAR	L	4	145	36.3	35.5	0	2	62	0
Dec 31	Jax	W	9	383	42.6	41.1	0	4	70	0
<b>Totals</b>		<b>9-7</b>	<b>75</b>	<b>3,728</b>	<b>49.7</b>	<b>44.6</b>	<b>5</b>	<b>28</b>	<b>74</b>	<b>0</b>
<b>Playoffs</b>										
Jan 6	@ KC	W	3	131	43.7	41.0	0	2	57	0
Jan 13	@ NE	L	7	316	45.1	41.3	0	2	62	0
<b>Totals</b>		<b>1-1</b>	<b>10</b>	<b>447</b>	<b>44.7</b>	<b>41.2</b>	<b>0</b>	<b>4</b>	<b>62</b>	<b>0</b>

### 2018 Tennessee Titans

Date	Opp	W/L	No	Yds	Avg	Net	TB	In 20	Lg	Blk
Sept 9	@ Mia	L	4	179	44.8	44.5	0	4	55	0
Sept 16	Hou	W	5	261	52.2	47.2	0	1	62	0
Sept 23	@ Jax	W	6	280	46.7	41.5	1	3	54	0
Sept 30	Phi	W	5	254	50.8	38.4	1	2	58	0
Oct 7	@ Buf	L	2	106	53.0	49.0	0	1	61	0
Oct 14	Bal	L	9	375	41.7	36.1	0	3	52	0
Oct 21	@ LAC	L	2	103	51.5	44.5	0	0	54	0
Nov 5	@ Dal	W	1	45	45.0	38.0	0	1	45	0
Nov 11	NE	W	5	241	48.2	42.2	0	2	55	0
Nov 18	@ Ind	L	6	296	49.3	38.5	0	3	58	0
Nov 26	@ Hou	L	6	298	49.7	43.5	0	2	59	0

Dec 2	NYJ	W	6	266	44.3	34.6	1	1	53	1
Dec 6	Jax	W	2	118	59.0	59.0	0	1	62	0
Dec 16	@ NYG	W	5	220	44.0	43.6	0	5	57	0
Dec 22	Was	W	4	169	42.3	42.3	0	4	50	0
Dec 30	Ind	L	6	272	45.3	45.3	0	6	58	0
<b>Totals</b>		<b>9-7</b>	<b>74</b>	<b>3,483</b>	<b>47.1</b>	<b>41.7</b>	<b>3</b>	<b>39</b>	<b>62</b>	<b>1</b>

### 2019 Tennessee Titans

Date	Opp	W/L	No	Yds	Avg	Net	TB	In 20	Lg	Blk
Sept 8	@ Cle	W	6	277	46.2	43.2	0	3	70	0
Sept 15	Ind	L	6	288	48.0	41.0	0	2	61	0
Sept 19	@ Jax	L	8	372	46.5	40.1	2	4	63	0
Sept 29	@ Atl	W	5	225	45.0	44.6	0	5	53	0
Oct 6	Buf	L	6	300	50.0	49.7	0	1	56	0
Oct 13	@ Den	L	9	424	47.1	41.8	0	8	61	0
Oct 20	LAC	W	2	84	42.0	42.0	0	2	50	0
Oct 27	TB	W	5	248	49.6	40.6	0	1	61	0
Nov 3	@ Car	L	3	139	46.3	42.7	0	0	53	0
Nov 10	KC	W	4	204	51.0	49.8	0	2	65	0
Nov 24	Jax	W	3	132	44.0	45.7	0	1	49	0
Dec 1	@ Ind	W	5	244	48.8	42.4	0	4	65	0
Dec 8	@ Oak	W	2	102	51.0	45.0	0	0	55	0
Dec 15	Hou	L	3	145	48.3	48.3	0	1	52	0
Dec 22	NO	L	7	299	42.7	39.7	0	1	55	0
Dec 29	@ Hou	W	4	189	47.3	41.0	0	2	58	0
<b>Totals</b>		<b>9-7</b>	<b>78</b>	<b>3,672</b>	<b>47.1</b>	<b>43.1</b>	<b>2</b>	<b>37</b>	<b>70</b>	<b>0</b>
<b>Playoffs</b>										
Jan 4	@ NE	W	6	275	45.8	42.0	0	4	58	0
Jan 11	@ Bal	W	6	315	52.5	39.2	4	1	63	0
Jan 19	@ KC	L	3	139	46.3	44.0	0	1	53	0
<b>Totals</b>		<b>2-1</b>	<b>15</b>	<b>729</b>	<b>48.6</b>	<b>41.3</b>	<b>4</b>	<b>6</b>	<b>63</b>	<b>0</b>

### 2020 Tennessee Titans

Date	Opp	W/L	No	Yds	Avg	Net	TB	In 20	Lg	Blk
Sept 14	@ Den	W	4	204	51.0	47.0	0	2	66	0
Sept 20	Jax	W	3	122	40.7	40.7	0	3	57	0
Sept 27	@ Min	W	3	143	47.7	41.0	1	1	59	0
Oct 13	Buf	W	3	128	42.7	43.0	0	3	55	0
Oct 18	Hou	W	1	54	54.0	54.0	0	0	54	0
Oct 25	Pit	L	4	242	60.5	39.8	0	1	63	0
Nov 1	@ Cin	L	2	72	36.0	26.0	1	1	36	0
Nov 8	Chi	W	IR							
Nov 12	Ind	L	IR							
Nov 22	@ Bal	W	IR							
Nov 29	@ Ind	W	4	160	40.0	40.0	0	4	48	0
Dec 6	Cle	L	3	138	46.0	45.7	0	0	54	0
Dec 13	@ Jax	W	4	165	41.3	41.3	0	4	50	0
Dec 20	Det	W	1	47	47.0	48.0	0	1	47	0
Dec 27	@ GB	L	4	174	43.5	38.5	1	1	60	0
Jan 3	@ Hou	W	1	46	46.0	44.0	0	1	46	0
<b>Totals</b>		<b>11-5</b>	<b>37</b>	<b>1,695</b>	<b>45.8</b>	<b>41.5</b>	<b>3</b>	<b>22</b>	<b>66</b>	<b>0</b>
<b>Playoffs</b>										
Jan 10	Bal	L	5	228	45.6	45.6	0	4	53	0
<b>Totals</b>		<b>0-1</b>	<b>5</b>	<b>228</b>	<b>45.6</b>	<b>45.6</b>	<b>0</b>	<b>4</b>	<b>53</b>	<b>0</b>



## BRETT KERN'S NFL STATISTICS

### REGULAR SEASON

Year	Team	GP	No.	PUNTING								
				Yds	Avg	Ret	Yds	TB	In	Lg	Blk	Net
2008	Denver	16	46	2,150	46.7	28	330	4	13	64	0	37.8
2009	Denver/Tennessee	16	64	2,910	45.5	27	249	10	27	67	0	38.5
2010	Tennessee	16	77	3,302	42.9	35	214	4	24	68	0	39.1
2011	Tennessee	16	86	3,747	43.6	36	221	7	31	64	0	39.4
2012	Tennessee	16	81	3,855	47.6	39	405	5	30	71	2	40.4
2013	Tennessee	16	78	3,386	43.4	35	210	2	32	63	1	39.7
2014	Tennessee	16	88	4,118	46.8	43	350	7	28	79	1	40.8
2015	Tennessee	16	88	4,175	47.4	47	605	1	34	61	0	40.3
2016	Tennessee	16	77	3,402	44.2	36	347	4	32	71	0	38.6
2017	Tennessee	16	75	3,728	49.7	40	286	5	28	74	0	44.6
2018	Tennessee	16	74	3,483	47.1	33	296	3	39	62	1	41.7
2019	Tennessee	16	78	3,672	47.1	30	269	2	37	70	0	43.1
2020	Tennessee	13	37	1,695	45.8	13	100	3	22	66	0	41.5
<b>NFL Totals</b>		<b>205</b>	<b>949</b>	<b>43,623</b>	<b>46.0</b>	<b>442</b>	<b>3,882</b>	<b>57</b>	<b>377</b>	<b>79</b>	<b>5</b>	<b>40.5</b>

### PLAYOFFS

Year	Team	GP	No.	PUNTING								
				Yds	Avg	Ret	Yds	TB	In	Lg	Blk	Net
2017	Tennessee	2	10	447	44.7	5	35	0	4	62	0	41.2
2019	Tennessee	3	15	729	48.6	3	30	4	6	63	0	41.3
2020	Tennessee	1	5	228	45.6	0	0	0	4	53	0	45.6
<b>NFL Totals</b>		<b>6</b>	<b>30</b>	<b>1404</b>	<b>46.8</b>	<b>8</b>	<b>65</b>	<b>4</b>	<b>14</b>	<b>63</b>	<b>0</b>	<b>42.0</b>

#### Single-Game Highs

Punts - 10 (Twice, last at Miami 10/8/17)  
 Yards - 549 at Miami (10/8/17)  
 Gross Avg. - **60.5 vs. Pittsburgh (10/25/20)**  
 Net Avg. - 50.2 at Miami (10/8/17)  
 Long Punt - 79 vs. Indianapolis (12/28/14)  
 In20 - 8 at Denver (10/13/19)

#### Additional Statistics

Rushing - 1 rush for 21 yards vs. Denver (9/25/11); 1 for 0 yards vs. Tampa Bay (10/27/19)  
 Pass Attempts - 1 for 1 for 11 yards vs. L.A. Chargers (10/20/19); 0 for 1 vs. Houston (12/15/19)  
 Tackles - 1 (2012), 1 (2018)

#### Playoff Single-Game Highs

Punts - 7 at New England (1/13/18)  
 Yards - 316 at New England (1/13/18)  
 Gross Avg. - 52.5 at Baltimore (1/11/20)  
 Net Avg. - **45.6 vs. Baltimore (1/10/21)**  
 Long Punt - 63 at Baltimore (1/11/20)  
 In20 - **4 (Twice, last vs. Baltimore 1/10/21)**

#### Additional Playoff Statistics

Pass Attempts - 1 for 1 for 28 yards at Kansas City (1/19/20); **0 for 1 vs. Pittsburgh (10/25/20)**



# 33 DESMOND KING II

CORNERBACK • 5'10" • 201 LBS • COLLEGE: IOWA  
ACQUIRED: TRADE (LAC) - 2020 • NFL EXPERIENCE (NFL/TITANS): 4/1  
HOMETOWN: DETROIT, MICH.  
GAMES PLAYED/GAMES STARTED: 62/28 (PLAYOFFS: 3/2)



**PRO:** The Titans acquired Desmond King II from the Los Angeles Chargers prior to the 2020 trade deadline. The 5-foot-10-inch, 201-pound playmaker appeared in 53 games with Los Angeles and earned Associated Press All-Pro honors as both a cornerback and punt returner. The University of Iowa product is a skilled cover corner that has excelled in the slot and is also a willing tackler and blitz. King II is also an accomplished return specialist having returned two punts for touchdowns during his NFL career.

### CAREER HIGHLIGHTS:

- In 2018, King II was named first-team All-Pro at defensive back and a second-team All-Pro at punt returner by the Associated Press.
- With four sacks as a rookie in 2017, King II became the second defensive back to post at least four sacks as a rookie (Bill Bates, 1983).
- King became just the sixth player in NFL history and second defensive back ever to post multiple pick-sixes and at least four sacks over the first two seasons of his career (S Roy Williams, 2002-03).

### TITANS TIDBITS:

- King founded the King Kares Foundation in 2017, which provides financial support to underprivileged families in the Detroit area. After establishing itself, King Kares Foundation will expand its financial assistance to Eastern Iowa and Southern California.
- In May 2020 during the COVID-19 pandemic, King and his foundation delivered 100 meals to medical professionals at Placentia-Linda Hospital in Placentia, Calif. Additionally, this past Thanksgiving King and his foundation provided 400 ready-to-cook meals to children and their families of Boys & Girls Clubs in the area. Most recently, King Kares held a backpack giveaway in Detroit on July 18, 2020, where recipients received the backpacks filled with notebooks, pencils, football gear and other supplies.
- King is an avid bowler and participates in a bowling league. He has a lifetime high score of 215.

### CAREER TRANSACTIONS:

- The Detroit, Mich., native was originally selected by the Los Angeles Chargers in the fifth round (151st overall) of the 2017 NFL Draft.
- Traded by the Chargers to the Titans on Nov. 2, 2020 for a Titans 2021 sixth-round draft choice.

### SEASON RECAPS:

**2020 (6/3 - Los Angeles Chargers; 9/5, 1/0 - Tennessee):** Played in nine games with five starts at nickel back for the Titans and registered 30 tackles, a sack, three quarterback pressures, two stops for loss, two passes defended and a fumble recovery for a touchdown. Started the postseason contest and notched six tackles. Saw action in six games with three starts as the nickel back with the Chargers and posted 23 tackles, a sack and a special teams stop. Traded to the Titans on Nov. 2. Tied for the team lead in passes defended once at 2020 (at BAL). Tied for the team lead in sacks once in 2020 (at HOU). Tied for the team lead in quarterback pressures once at 2020 (vs. CLE).

- Against Kansas City (9/20), played as a reserve at cornerback and notched six tackles.
- Against Jacksonville (10/25), recorded four tackles, including a sack. Dropped Gardner Minshew II for a sack in the second quarter.
- Against Chicago (11/8), made his Titans debut as a starter at cornerback and tallied two tackles and a fumble recovery returned for a score.

Recovered a David Montgomery fumble that was forced by Jeffery Simmons and raced 63 yards for a touchdown in the third quarter.

- Against Indianapolis (11/12), started as the nickel back and collected five tackles.
- At Baltimore (11/22), saw action as a reserve at nickel back and totaled four tackles and two passes defended. Combined with Jayon Brown to stuff Mark Ingram II for no gain on a rush off right tackle in the first quarter. Knocked down a pass intended for Willie Snead IV in the second quarter. Broke up a pass over the middle intended for Snead IV late in the fourth quarter.
- At Indianapolis (11/29), started as the nickel and recorded three tackles and a quarterback pressure.
- Against Cleveland (12/6), saw significant action as a reserve at the nickel back and tallied six tackles and a quarterback pressure.
- At Jacksonville (12/13), played as a reserve at nickel back and notched three tackles, including a stop for loss. Tripped up Laviska Shenault Jr. for a five-yard loss on a short pass late in the second quarter.
- Against Detroit (12/20), started as the nickel back and produced two tackles.
- At Green Bay (12/27), played as a reserve as the nickel corner and registered two tackles.
- At Houston (1/3), started at nickel back and notched four tackles, including a sack and a quarterback pressure in the Titans' division-clinching victory. Came on the blitz and dropped Deshaun Watson for a two-yard sack in the second quarter.
- Against Baltimore (1/10), played as a reserve at cornerback and posted six tackles. Stopped Lamar Jackson for no gain on a rush off left end late in the first quarter.

**2019 (15/7 - Los Angeles Chargers):** Played in 15 games, starting seven as the third cornerback and one at safety. Was inactive for another contest. Totaled 54 tackles, 2.5 sacks and four tackles for loss. Broke up a pass, forced a fumble and recovered a fumble. Returned 16 kickoffs for 331 yards (20.7 avg.), including a 43-yarder, to reach 1,000 career kickoff return yards. Added 21 punt returns for 118 yards (5.6 avg.), including one that he took 68 yards for a touchdown. Posted a special teams tackle.

- Against Indianapolis (9/8), recorded three tackles and a tackle for loss. Shed the block of Anthony Castonzo in the first quarter to run Marlon Mack out of bounds for a three-yard loss. Returned a kickoff 43 yards and returned a punt.
- At Miami (9/29), posted four tackles. Recorded a single-game career-high 2.5 sacks for 14 yards. Beat Kenyan Drake late in the first half to split a sack with Joey Bosa. On one of the solo sacks, sprinted up in the face of Josh Rosen to bring him down for a five-yard sack as the quarterback rolled to his right. Added a forced fumble.
- Against Denver (10/6), returned a punt for a 68-yard touchdown to become the eighth Charger with multiple touchdowns on punt returns while with the team.

**2018 (16/8, 2/2 - Los Angeles Chargers):** Recognized by The Associated Press as a first-team All-Pro as a defensive back and second-team All-Pro as a punt returner. Appeared in 16 games with eight starts as the third corner and recorded 60 tackles, four tackles for loss, 13 passes defended and a fumble recovery. Registered three interceptions, returning them for a total of 75 yards, including one for a 42-yard touchdown. Became just the sixth player in NFL history and second defensive back ever to post multiple pick-sixes and at least four sacks over the first two seasons of his career (S Roy Williams, 2002-03). Added 23 punt returns for 318 yards, including a 73-yarder that went for a score. Forced a fumble and

posted a tackle on kickoff coverage. Returned 22 kickoffs for 522 yards. Started both postseason games as the team's nickel back and recorded 10 tackles, a one-yard sack and a tackle for loss. Posted six kickoff returns for 179 yards (29.8 avg.), including a 72-yarder. Returned five punts for 46 yards (9.2 avg.), including a 33-yarder to set a record for the longest in Chargers postseason history.

- At Los Angeles Rams (9/23), started as the nickel and posted five tackles and a tackle for loss. Recovered a first quarter fumble by Todd Gurley II after he was stripped by Brandon Mebane, marking the first recovery of his career.
- At Cleveland (10/14), started as the third cornerback and set a single-game career high with two interceptions. On the first pick, undercut Jarvis Landry and returned the interception 33 yards to the Cleveland 10-yard line. Picked off his second pass of the day in the fourth quarter after jumping a hitch-route by David Njoku.
- At Seattle (11/4), named AFC Defensive Player of the Week for his performance in a Week 9 win over the Seahawks. Totaled three pass breakups and an interception in the fourth quarter that he returned for a touchdown. On the play, jumped the route of David Moore along the left sideline to pick off Russell Wilson and return it for the 42-yard score.
- At Pittsburgh (12/2), posted 10 tackles and a pair of passes defended. Dove to break up a pass on a crossing-route by JuJu Smith-Schuster in the second quarter. In the fourth quarter, dove to undercut a route by Jesse James. Earned AFC Special Teams Player of the Week honors in a Week 13 victory after registering a 73-yard punt return for a score. Added two tackles on special teams.
- At Denver (12/30), posted five tackles and a tackle for loss. Forced a fumble on kickoff coverage and recorded a special teams tackle. Punched the ball away from River Cracraft on kickoff coverage in the fourth quarter, forcing a turnover after it was recovered by Brandon Facyson along the sideline with a diving effort.
- At Baltimore (1/6), registered three tackles, a sack and a tackle for loss in the Wild Card matchup. Contained Lamar Jackson on a passing play before beating the block of Maxx Williams to record the one-yard sack as Jackson began to scramble. Returned four punts for 46 yards (11.5 avg.), including a 33-yarder that set a record as the longest in Chargers postseason history. Recorded a 72-yard kickoff return, the second-longest in team postseason history.
- At New England (1/13), posted seven tackles after starting as the third cornerback in the divisional playoffs. Added a special teams tackle.

**2017 (16/4 - Los Angeles Chargers):** Appeared in all 16 games, starting four contests as the third cornerback. Registered 71 tackles, including four sacks and six tackles for loss. Posted a 90-yard pick-six on his first interception of his career. With four sacks, tied Rodney Harrison (1997, '98) for the second-most sacks by a defensive back in a single season in Chargers history. Became the first defensive back since 1997 to post at least 3.5 sacks as a rookie and the second-ever to have four (Bill Bates, 1983). Posted seven special teams tackles on kickoff coverage, pinning opponents inside the 20-yard line once. Registered 17 kickoff returns for 353 yards (20.8 avg.) and a two-yard punt return.

- At Denver (9/11), made his NFL debut, appearing on three defensive snaps and nine special teams plays. Broke up a pass from Trevor Siemian intended for Bennie Fowler III that ended up being intercepted by Adrian Phillips.
- Against Miami (9/17), started first game of his career as the third cornerback and registered five tackles, including a tackle for loss. Dropped WR Jarvis Landry for a seven-yard loss on an end-around run in the first quarter.
- At New England (10/29), started the third game of his career as the nickel back, finishing with four solo tackles, the first sack of his career, a tackle for loss and a pass defended. Broke up a third-down pass at the end of the first half from Tom Brady intended for Danny Amendola in the middle of the field to force a New England field goal. In the third quarter, sacked Brady for zero yards, registering the first sack of his career.
- At Jacksonville (11/12), posted five solo tackles, including a sack. Chased down Blake Bortles for a zero-yard sack in the third quarter.
- At Dallas (11/23), registered three solo tackles, a 90-yard pick-six on his first interception of his career and two special teams tackles on kickoff coverage. Jumped in front of a fourth quarter pass from Dak Prescott intended for Cole Beasley in the left flat and returned it 90 yards for a score.
- Against Cleveland (12/3), posted a then-career-high six solo tackles, including two tackles for loss and a five-yard sack. Came off the edge to

bring down DeShone Kizer for his third sack of the season. Returned three kickoffs for 82 yards (27.3 avg.), including a career-long 44-yard return.

- Against Washington (12/10), started as the third cornerback, setting a career high with 10 tackles while adding a six-yard sack, a tackle for loss and a pass defended. Broke up a pass from Kirk Cousins to Vernon Davis by putting his helmet on the football as Davis tried to corral the pass. On third down in the third quarter, dropped Cousins to the ground for the sack.

#### COLLEGE:

- Played four seasons (2013-16) at Iowa, setting school records with 53 games played and 51 starts. Was the only Big Ten player in a 20-year stretch with 12-plus interceptions and over 1,500 combined return yards. Finished his career as one of two players in Iowa history with three career interceptions returned for touchdowns.
- In 2015, received the Jim Thorpe Award, which is annually given to the nation's best defensive back. Also won the Jack Tatum Award, presented by the Touchdown Club of Columbus, as the best defensive back in college football. Also received the Tatum-Woodson Big Ten Conference Defensive Back of the Year Award while winning Iowa's Most Valuable Player on defense and the Reggie Roby Special Teams Award
- As a senior (2016), started all 13 games at cornerback and recorded 58 tackles, with 3.5 tackles for loss. Shared the team lead with three interceptions and ranked second with seven pass break-ups. Averaged 10.2 yards on 26 punt returns and 27.8 yards on 27 kickoff returns.
- As a junior (2015), started all 14 games at cornerback and recorded 72 tackles and eight interceptions for 118 yards and one touchdown. Led the team with 13 pass break-ups. Averaged 14.2 yards on 17 punt returns and 24.4 yards on 29 kickoff returns.
- As a sophomore (2014), started all 13 games and recorded 64 tackles. Shared the team lead with three interceptions for 72 yards and one touchdown. Also had five pass break-ups and two tackles for loss.
- As a true freshman (2013), saw action in all 13 games, with 12 starts and recorded 69 tackles, including three tackles for loss. Collected eight pass break-ups and two recovered fumbles
- Earned a degree with a double-major in African-American studies and broadcasting from Iowa.

#### PERSONAL:

- Earned first-team All-State honors as a junior and senior at East English Village Preparatory Academy in Detroit, Mich.
- Set a Michigan high school record with 29 career interceptions. Also played running back for the Bulldogs, setting a school record for career rushing yards.
- As a senior, ran for 2,360 yards and 33 touchdowns and posted 56 tackles and seven interceptions.
- Named first-team All-City for his sophomore, junior and senior seasons. Earned second-team All-State honors as a sophomore.
- Lettered four years in football and four years in track & field, competing in sprint events and relays.
- Follow King on Twitter at @blaqbadger14.
- Follow King on Instagram at @iiam\_blaqbadger14.
- Born Desmond E. King II on Dec. 14, 1994 in Detroit, Mich.

## DESMOND KING II'S TITANS DEFENSIVE GAME-BY-GAME

### 2020 Tennessee Titans

Date	Opp	W/L	P/S	Tot	Solo	Asst	Sk	- Yds	QBP	TFL	Int	- Yds	-TD	PD	FF	FR	- Yds	SpT
Nov 8	Chi	W	S	2	2	0	0.0	0.0	0	0	0	0	0	0	0	1	63t	0
Nov 12	Ind	L	S	5	2	3	0.0	0.0	0	0	0	0	0	0	0	0	0	0
Nov 22	@ Bal	W	p	4	3	1	0.0	0.0	0	0	0	0	0	2	0	0	0	0
Nov 29	@ Ind	W	S	3	2	1	0.0	0.0	1	0	0	0	0	0	0	0	0	0
Dec 6	Cle	L	p	6	3	3	0.0	0.0	1	0	0	0	0	0	0	0	0	0
Dec 13	@ Jax	W	p	3	3	0	0.0	0.0	0	1	0	0	0	0	0	0	0	0
Dec 20	Det	W	S	2	1	1	0.0	0.0	0	0	0	0	0	0	0	0	0	0

Dec 27	@ GB	L	p	2	2	0	0.0	0.0	0	0	0	0	0	0	0	0	0	0	
Jan 3	@ Hou	W	S	4	3	1	1.0	2.0	1	1	0	0	0	0	0	0	0	0	
<b>Totals</b>				<b>6-3</b>	<b>9/5</b>	<b>31</b>	<b>21</b>	<b>10</b>	<b>1.0</b>	<b>2.0</b>	<b>3</b>	<b>2</b>	<b>0</b>	<b>0</b>	<b>0</b>	<b>2</b>	<b>0</b>	<b>1</b>	<b>63t</b>
<b>Playoffs</b>																			
Jan 10	Bal	L	p	6	5	1	0.0	0.0	0	0	0	0	0	0	0	0	0	0	0
<b>Totals</b>				<b>0-1</b>	<b>1/0</b>	<b>6</b>	<b>5</b>	<b>1</b>	<b>0.0</b>	<b>0.0</b>	<b>0</b>	<b>0</b>	<b>0</b>	<b>0</b>	<b>0</b>	<b>0</b>	<b>0</b>	<b>0</b>	<b>0</b>

## DESMOND KING II'S NFL STATISTICS

### REGULAR SEASON

Year	Team	GP	GS	TACKLES						INTERCEPTIONS					FUMBLES				
				Tot	Solo	Asst	Sk	Yds	QBP	TFL	No	Yds	Lg	TD	PD	FF	FR	Yds	SpT
2017	L.A. Chargers	16	4	71	61	10	4.0	11.0	NA	6	1	90	90t	1	6	0	0	0	7
2018	L.A. Chargers	16	8	60	46	14	0.0	0.0	NA	4	3	75	42t	1	13	1	1	0	1
2019	L.A. Chargers	15	8	54	40	14	2.5	14.0	NA	4	0	0	0	0	1	1	1	13	1
2020	L.A. Chargers	6	3	23	18	5	1.0	0.0	NA	0	0	0	0	0	0	0	0	0	1
2020	Tennessee	9	5	31	21	10	1.0	2.0	3	2	0	0	0	0	2	0	1	63t	0
<b>NFL Totals</b>		<b>62</b>	<b>28</b>	<b>239</b>	<b>186</b>	<b>53</b>	<b>8.5</b>	<b>27.0</b>	<b>3</b>	<b>16</b>	<b>4</b>	<b>165</b>	<b>90t</b>	<b>2</b>	<b>22</b>	<b>2</b>	<b>3</b>	<b>63t</b>	<b>10</b>

### REGULAR SEASON

Year	Team	No	FC	PUNT RETURNS				KICKOFF RETURNS				
				Yds	Avg	Lg	TD	No	Yds	Avg	Lg	TD
2017	L.A. Chargers	1	1	2	2.0	2	0	17	353	20.8	44	0
2018	L.A. Chargers	23	8	318	13.8	73t	1	22	522	23.7	40	0
2019	L.A. Chargers	21	11	118	5.6	68t	1	16	331	20.7	43	0
2020	L.A. Chargers	6	4	17	2.8	7	0	0	0	0.0	0	0
2020	Tennessee	0	0	0	0.0	0	0	0	0	0.0	0	0
<b>NFL Totals</b>		<b>51</b>	<b>24</b>	<b>455</b>	<b>8.9</b>	<b>73t</b>	<b>2</b>	<b>55</b>	<b>1,206</b>	<b>21.9</b>	<b>44</b>	<b>0</b>

### PLAYOFFS

Year	Team	GP	GS	TACKLES						INTERCEPTIONS					FUMBLES				
				Tot	Solo	Asst	Sk	Yds	QBP	TFL	No	Yds	Lg	TD	PD	FF	FR	Yds	SpT
2018	L.A. Chargers	2	2	10	6	4	1.0	1.0	NA	1	0	0	0	0	0	0	0	0	2
2020	Tennessee	1	0	6	5	1	0.0	0.0	0	0	0	0	0	0	0	0	0	0	0
<b>NFL Totals</b>		<b>3</b>	<b>2</b>	<b>16</b>	<b>11</b>	<b>5</b>	<b>1.0</b>	<b>1.0</b>	<b>0</b>	<b>1</b>	<b>0</b>	<b>0</b>	<b>0</b>	<b>0</b>	<b>0</b>	<b>0</b>	<b>0</b>	<b>0</b>	<b>2</b>

### PLAYOFFS

Year	Team	No	FC	PUNT RETURNS				KICKOFF RETURNS				
				Yds	Avg	Lg	TD	No	Yds	Avg	Lg	TD
2018	L.A. Chargers	5	1	46	9.2	33	0	6	179	29.8	72	0
<b>NFL Totals</b>		<b>5</b>	<b>1</b>	<b>46</b>	<b>9.2</b>	<b>33</b>	<b>0</b>	<b>6</b>	<b>179</b>	<b>29.8</b>	<b>72</b>	<b>0</b>

### Single-Game Highs

Tackles - 10 (Twice, last at Pittsburgh 12/2/18)  
 Interceptions - 2 at Cleveland (10/14/18)  
 Passes Defensed - 3 at Cleveland (10/14/18)  
 Sacks - 2.5 at Miami (9/29/19)  
 Tackles For Loss - 2 vs. Cleveland (12/3/17)  
 Forced Fumble - 1 (Twice, last at Miami 9/29/19)  
 Fumble Recoveries - **1 (Three times, last vs. Chicago 11/8/20)**  
 Punt Returns - 4 (Three times, last at Seattle 11/4/18)  
 Punt Return Yards - 82 vs. San Francisco (9/30/18)  
 Punt Return Long - 73t at Pittsburgh (12/2/18)  
 Punt Return Touchdowns - 1 (Twice, last vs. Denver 10/6/19)  
 Kickoff Returns - 3 (Five times, last vs. Arizona 11/25/18)  
 Kickoff Return Yards - 87 vs. Arizona (11/25/18)  
 Kickoff Return Long - 44 vs. Cleveland (12/3/17)


### Playoff Single-Game Highs

Tackles - 7 at New England (1/13/19)  
 Sacks - 1 at Baltimore (1/6/19)  
 Punt Returns - 4 at Baltimore (1/6/19)  
 Punt Return Yards - 46 at Baltimore (1/6/19)  
 Punt Return Long - 33 at Baltimore (1/6/19)  
 Kickoff Returns - 5 at New England (1/13/19)  
 Kickoff Return Yards - 107 at New England (1/13/19)  
 Kickoff Return Long - 72 at Baltimore (1/6/19)  
**Additional Statistics**  
 Defensive Touchdowns - 3 (90-yard interception return at Dallas, 11/23/17; 42-yard interception return at Seattle, 11/4/18; **63-yard fumble return vs. Chicago 11/8/20**)  
 Special Teams Forced Fumble - 1 at Denver (12/30/18)



# 58 HAROLD LANDRY III

OUTSIDE LINEBACKER • 6'2" • 252 LBS • COLLEGE: BOSTON COLLEGE  
ACQUIRED: 2ND ROUND - 2018 • NFL EXPERIENCE (NFL/TITANS): 3/3  
HOMETOWN: SPRING LAKE, N.C.  
GAMES PLAYED/GAMES STARTED: 47/35 (PLAYOFFS: 4/4)



**PRO:** The Titans traded up to select outside linebacker Harold Landry III with the 41st overall pick in the second round of the 2018 NFL Draft. The 6-foot-2-inch, 252-pound defender possesses a unique ability to bend the edge as a pass rusher and use his speed, athleticism and long arms to get to the quarterback. He finished his career at Boston College ranked second in school history with 26 career sacks.

### CAREER HIGHLIGHTS:

- In 2019, Landry started all 16 games and led the team with a career-high nine sacks. He started all three postseason games in 2019 and tallied a team-best eight quarterback pressures.
- In 2018, made his NFL debut and appeared in 15 games on the season. His 4.5 sacks tied for third on the team and his 18 quarterback pressures tied for second.

### TITANS TIDBITS:

- Landry could have entered the NFL Draft following his 16.5-sack junior season at Boston College. However, he chose to stay in school and received his degree in communications in December 2017.
- Landry enjoys traveling. One of his favorite getaways is Destin, Fla.
- He and his son, Greyson, share the same June 5 birthday.
- Landry's 26 career sacks at Boston College were exceeded in school history by only Mathias Kiwanuka (37.5 from 2002-05).
- In 2016, he set a Boston College record and led the nation with 16.5 sacks. His seven forced fumbles also ranked first nationally.

### CAREER TRANSACTIONS:

- The Spring Lake, N.C., native was selected by the Titans in the second round (41st overall) of the 2018 NFL Draft.

### SEASON RECAPS:

**2020 (16/16, 1/1):** Started all 16 games at outside linebacker and led the team with 5.5 sacks, 32 quarterback pressures and 10 tackles for loss. Notched 69 tackles, an interception and five passes defended. Started the postseason contest at outside linebacker and led the team with 10 tackles, including a team-high two sacks and four quarterback pressures. Led or tied for the team lead in sacks six times in 2020 (vs. BUF, vs. CHI, at BAL, at IND, at HOU, vs. BAL). Led or tied for the team lead in quarterback pressures 11 times in 2020 (at DEN, vs. JAX, vs. BUF, vs. CHI, at BAL, at IND, vs. CLE, at JAX, vs. DET, at HOU, vs. BAL). Led the team in tackles once in 2020 (vs. BAL). Tied for the team lead in passes defended twice in 2020 (vs. JAX, at CIN).

- At Denver (9/14), started at outside linebacker and collected four tackles, including a stop for loss and a team-best three quarterback pressures. Stopped Jerry Jeudy for a two-yard loss on a short pass in the fourth quarter.
- Against Jacksonville (9/20), started at outside linebacker and posted five tackles, an interception, three quarterback pressures and two passes defended. Came off the edge and deflected a pass intended for Collin Johnson in the second quarter. Sealed the victory by intercepting a Gardner Minshew II pass that was deflected by Jeffrey Simmons with 47 seconds remaining in the game.
- At Minnesota (9/27), started at outside linebacker and registered five tackles, three quarterback pressures and a pass defended. Broke up a pass intended for Kyle Rudolph in the opening quarter.
- Against Buffalo (10/13), started at outside linebacker and tallied three tackles, including a sack. Dipped through the middle and dropped Josh Allen for a 10-yard sack in the second quarter.

• Against Houston (10/18), started at outside linebacker and produced six tackles, including a half sack, a stop for loss and two quarterback pressures. Combined with DaQuan Jones to drop Deshaun Watson for a three-yard sack early in the first quarter. Shot through the line and dropped Duke Johnson for a two-yard loss on a rush up the middle early in the second quarter.

• Against Pittsburgh (10/25), started at outside linebacker and registered three tackles, including a stop for loss and a quarterback pressure. Stuffed James Conner for a one-yard loss on a rush up the middle in the third quarter.

• At Cincinnati (11/1), started at outside linebacker and posted five tackles and a pass defended. Deflected a pass intended for A.J. Green in the final stanza.

• Against Chicago (11/8), started at outside linebacker and tallied four tackles, including a sack, a team-best four quarterback pressures and a pass defended. Sacked Nick Foles for a nine-yard loss in the third quarter. Drew an intentional grounding call with a pass rush on Foles in the third quarter. Broke up a third-and-four pass intended for Darnell Mooney in the final quarter.

• Against Indianapolis (11/12), started at outside linebacker and collected five tackles, including a stop for loss. Stuffed Jonathan Taylor for no gain on a rush up the middle in the first stanza. Dropped Jordan Wilkins for a two-yard loss on a rush off right tackle in the fourth quarter.

• At Baltimore (11/22), started at outside linebacker and totaled seven tackles, including a sack and a quarterback pressure. Combined with Rashaan Evans to stuff Lamar Jackson for no gain on a rush early in the fourth quarter. Dropped Jackson for a nine-yard sack on the second play from scrimmage in overtime to help force a three-and-out, which preceded the Titans' game-winning drive.

• At Indianapolis (11/29), started at outside linebacker and recorded a sack and two quarterback pressures. Dropped Jacoby Brissett for a nine-yard sack late in the fourth quarter.

• Against Cleveland (12/6), started at outside linebacker and tallied three tackles and a quarterback pressure.

• At Jacksonville (12/13), started at outside linebacker and notched two tackles and a team-best three quarterback pressures.

• Against Detroit (12/20), started at outside linebacker and produced four tackles and a team-best three quarterback pressures.

• At Green Bay (12/27), started at outside linebacker and tied a career-high with eight tackles, including a stop for loss. Stuffed Aaron Jones for a one-yard loss on a rush off right end in the third quarter.

• At Houston (1/3), started at outside linebacker and notched four tackles, including a sack and a team-best five quarterback pressures in the Titans' division-clinching victory. Forced the Texans to settle for a field goal by dropping Deshaun Watson for a seven-yard sack on third-and-10 in the second quarter.

• Against Baltimore (1/10), started at outside linebacker and led the team with 10 tackles, including a team-high two sacks and four quarterback pressures. His two sacks tied the franchise postseason record, as he became the fourth player in team annals to achieve the feat. Teamed with David Long Jr. to stop J.K. Dobbins for no gain on a rush off left tackle early in the second quarter. Sacked Lamar Jackson during the Ravens final drive of the first half. Dropped Jackson for a two-yard loss on a third-and-three rush up the middle in the third quarter. Sacked Jackson for no gain in the final stanza.

**2019 (16/16, 3/3):** Started all 16 games at outside linebacker and led the team with a career-high nine sacks. Ranked second on the squad with a career-best 28 quarterback pressures. Also notched a career-high 81

tackles, four stops for loss, an interception, a forced fumble and two fumble recoveries. Started all three postseason contests and recorded eight tackles, a sack, a team-best eight quarterback pressures, a stop for loss and a pass defended. Led or tied for the team lead in sacks eight times in 2019 (vs. IND, at ATL, vs. BUF, vs. TB, at CAR, vs. KC, vs. JAX, at IND). Led or tied for the team lead in quarterback pressures nine times in 2019 (vs. LAC, at CAR, vs. KC, vs. JAX, at IND, vs. HOU, at NE, at BAL, at KC).

- Against Indianapolis (9/15), started at outside linebacker and tallied six tackles, including a sack, a tackle for loss and a fumble recovery. Recovered a Jacoby Brissett fumble midway through the third quarter. Dropped Marlon Mack for no gain on a rush off left end in the final quarter. Ended a Colts' drive by sacking Brissett on third-and-five in the fourth quarter. Stonewalled Mack for a three-yard loss on a rush off left guard in the fourth stanza.
- At Atlanta (9/29), started at outside linebacker and registered five tackles, including a team-best and career-high two sacks. Sacked Matt Ryan for a six-yard loss in the third quarter. Ended a Falcons' drive by dropping Ryan for a nine-yard sack on fourth-and-one in the third stanza.
- Against Buffalo (10/6), started at outside linebacker and notched seven tackles, including a sack, a stop for loss and a quarterback pressure. Ended a Bills' drive by coming off the edge and sacking Josh Allen for a six-yard loss on third-and-four early in the third quarter. Teamed with Reggie Gilbert to stuff Frank Gore for a one-yard loss on a rush off left end late in the fourth quarter.
- Against L.A. Chargers (10/20), started at outside linebacker and posted three tackles, while tying for the team lead with four quarterback pressures. Teamed with Jeffery Simmons to stonewall Melvin Gordon for a one-yard loss on a rush off right tackle in the opening quarter.
- Against Tampa Bay (10/27), started at outside linebacker and tallied five tackles, including a sack, a forced fumble and a fumble recovery. Combined with Kevin Byard to stuff Ronald Jones for a two-yard loss on a rush up the middle in the first quarter. Came off the edge and sacked Jameis Winston while forcing a fumble that he recovered at the Buccaneers' 36-yard line in the final stanza.
- At Carolina (11/3), started at outside linebacker and produced seven tackles, a sack, an interception, two quarterback pressures and a stop for loss. Collected his first career interception by picking off a Kyle Allen pass that was initially tipped by Kenny Vaccaro on third-and-nine in the opening stanza. Dropped Kyle Allen for an eight-yard sack early in the second quarter. Stonewalled Kyle Allen for a two-yard loss on a bootleg run late in the game.
- Against Kansas City (11/10), started at outside linebacker and registered three tackles, including a sack and a team-high three quarterback pressures. Registered a sack in his third consecutive game. Came off the edge and sacked Patrick Mahomes for an eight-yard loss late in the second quarter.
- Against Jacksonville (11/24), started at outside linebacker and notched eight tackles, including a sack and a team-high three quarterback pressures. Knocked the Jaguars out of field goal range by dropping Nick Foles for an eight-yard sack on third-and-15 in the opening stanza. Recorded his fourth consecutive game with at least one sack.
- At Indianapolis (12/1), started at outside linebacker and posted seven tackles, a sack and a team-best four quarterback pressures. Combined with Austin Johnson to stuff Jonathan Williams for a two-yard loss on a rush off right end late in the first quarter. Dropped Jacoby Brissett for a two-yard sack early in the third quarter. Extended his streak of consecutive games with a sack to five. Stonewalled Jordan Wilkins for no gain on a rush off left end late in the third quarter.
- At Oakland (12/8), started at outside linebacker and amassed five tackles and two quarterback pressures. Dropped Jalen Richard for no gain on a rush off left tackle in the second stanza.
- At Houston (12/29), started at outside linebacker and recorded three tackles and two quarterback pressures. Teamed with Kenny Vaccaro to stuff Taiwan Jones for no gain on a rush off right end in the third quarter.
- At New England (1/4), started at outside linebacker in his postseason debut and posted a tackle, a pass defended and a team-high three quarterback pressures. Halted a Patriots' drive by stuffing Elandon Roberts for no gain on a third-and-one rush in the second stanza. Broke up a pass intended for Mohamed Sanu Jr. late in the third quarter.
- At Baltimore (1/11), started at outside linebacker and recorded five tackles, including a sack, a stop for loss and three quarterback pressures. Ended a Ravens' drive by stuffing Lamar Jackson for no gain on a fourth-and-one quarterback sneak in the third quarter. Sacked Lamar Jackson for a one-yard loss on a scramble play late in the fourth quarter.

**2018 (15/3):** Played in 15 games (inactive at Miami 9/9) with three starts at outside linebacker as a rookie. Tied for third on the team with 4.5 sacks and tied for second on the squad with 18 quarterback pressures. Collected 46 tackles, two stops for loss, two passes defended and a forced fumble. Notched four special teams tackles on coverage units. Was inactive for the regular season opener. Led or tied for the team lead in sacks four times in 2018 (vs. PHI, at DAL, vs. WAS, vs. IND). Led or tied for the team lead in quarterback pressures three times in 2018 (at IND, at NYG, vs. IND). Tied for the team lead in special teams tackles once in 2018 (at BUF). Saw action in his first career NFL game against Houston (9/16/18). Registered his first career sack against Philadelphia (9/30/18). Made his first career start at N.Y. Giants (12/16/18).

- Against Houston (9/16), made his NFL debut as a reserve at outside linebacker and tallied a tackle and two quarterback pressures.
- At Jacksonville (9/23), played as a reserve at outside linebacker and posted three tackles and a quarterback pressure. Halted a Jaguars' drive by stonewalling T.J. Yeldon for no gain on a short pass on third-and-10 late in the second quarter.
- Against Philadelphia (9/30), played as a reserve at outside linebacker and notched four tackles, including a sack, a stop for loss, a forced fumble and a quarterback pressure. Dropped Jay Ajayi for a two-yard loss on a short pass in the first quarter. Came off the edge and strip-sacked Carson Wentz and the fumble was recovered by Derrick Morgan at the Eagles' 35-yard line early in the fourth quarter.
- At Dallas (11/5), played as a reserve at outside linebacker and posted four tackles, including a sack, a stop for loss and a quarterback pressure. Stuffed Ezekiel Elliott for a two-yard loss on a rush off left tackle in the first stanza. Halted a Cowboys' drive by dropping Dak Prescott for an eight-yard sack in the fourth quarter.
- At Houston (11/26), saw action as a reserve at outside linebacker and recorded a career-best six tackles, including a half sack. Teamed with Bennie Logan to drop Alfred Blue for a two-yard loss on a rush off right tackle late in the third quarter. Ended a Texans' drive by combining with Brian Orakpo to sack Deshaun Watson for an eight-yard loss on third-and-three late in the third quarter.
- Against N.Y. Jets (12/2), played as a reserve at outside linebacker and tied a career-high with six tackles.
- At N.Y. Giants (12/16), made his first career NFL start at outside linebacker and posted two tackles and a team-best nine quarterback pressures in the Titans' first shutout win since 2000. Stuffed Saquon Barkley for no gain on a rush up the middle in the second quarter.
- Against Washington (12/22), started at outside linebacker and totaled five tackles, including a sack. Came off the edge and dropped Josh Johnson for a 10-yard sack on third-and-nine in the fourth quarter.
- Against Indianapolis (12/30), started at outside linebacker and registered four tackles, including a sack and a quarterback pressure. Halted a Colts' drive by coming off the edge and dropping Andrew Luck for a seven-yard sack on third-and-three early in the fourth quarter.

#### COLLEGE:

- In 46 career games playing defensive end for Boston College, he totaled 160 tackles, 26 sacks, 47.5 tackles for loss, seven passes defended, 10 forced fumbles, one fumble recovery and one interception. His sack total and tackles for loss total ranked second in Eagles history.
- As a senior (2017), played and started eight games before a season-ending ankle injury ended his year. Finished second on the team with five sacks and totaled 38 tackles, 8.5 tackles for loss and two passes defended. Named third-team All-ACC and SBNation honorable mention All-American.
- As a junior (2016), played in all 13 games and recorded 12 starts. Set the school's single-season record with 16.5 sacks, which led the nation. Recorded seven forced fumbles, which also led the country, while his 22 tackles for loss ranked fifth nationally and ranked second all-time for the Eagles. His numerous honors included Walter Camp second-team All-America, AP second-team All-America, Phil Steele fourth-team All-America, second-team All-ACC (Atlantic Coast Sports Media Association and head coaches), AP and Phil Steele first-team All-ACC, the Division I Gold Helmet of the Year and the George "Bulger" Lowe awards.
- As a sophomore (2015), appeared in all 12 games with 11 starts, including the final nine games of the season. Recorded 60 tackles, 15.5 tackles for a loss, 4.5 sacks, three forced fumbles and one fumble recovery. Earned honorable mention All-ACC honors from the league's coaches. He was a member of a defense that was ranked first nationally in total defense (254.3 yards per game). In the ACC, tied for fourth in forced fumbles and tied for eighth in tackles for loss.



## HAROLD LANDRY III'S NFL STATISTICS

REGULAR SEASON				TACKLES							INTERCEPTIONS					FUMBLES			
Year	Team	GP	GS	Tot	Solo	Asst	Sk	Yds	QBP	TFL	No	Yds	Lg	TD	PD	FF	FR	Yds	SpT
2018	Tennessee	15	3	46	26	20	4.5	34.0	18	2	0	0	0	0	2	1	0	0	4
2019	Tennessee	16	16	81	56	25	9.0	53.0	28	4	1	0	0	0	1	1	2	0	0
2020	Tennessee	16	16	69	46	23	5.5	45.5	32	10	1	0	0	0	5	0	0	0	0
<b>NFL Totals</b>		<b>47</b>	<b>35</b>	<b>196</b>	<b>128</b>	<b>68</b>	<b>19.0</b>	<b>132.5</b>	<b>78</b>	<b>16</b>	<b>2</b>	<b>0</b>	<b>0</b>	<b>0</b>	<b>8</b>	<b>2</b>	<b>2</b>	<b>0</b>	<b>4</b>

PLAYOFFS				TACKLES							INTERCEPTIONS					FUMBLES			
Year	Team	GP	GS	Tot	Solo	Asst	Sk	Yds	QBP	TFL	No	Yds	Lg	TD	PD	FF	FR	Yds	SpT
2019	Tennessee	3	3	8	6	2	1.0	1.0	8	1	0	0	0	0	1	0	0	0	0
2020	Tennessee	1	1	10	8	2	2.0	0.0	4	1	0	0	0	0	0	0	0	0	0
<b>NFL Totals</b>		<b>4</b>	<b>4</b>	<b>18</b>	<b>14</b>	<b>4</b>	<b>3.0</b>	<b>1.0</b>	<b>12</b>	<b>2</b>	<b>0</b>	<b>0</b>	<b>0</b>	<b>0</b>	<b>1</b>	<b>0</b>	<b>0</b>	<b>0</b>	<b>0</b>

### Single-Game Highs

Tackles - **8 (Twice, last at Green Bay 12/27/20)**  
 Sacks - 2 at Atlanta (9/29/19)  
 Quarterback Pressures - 9 at N.Y. Giants (12/16/18)  
 Interceptions - **1 (Twice, last vs. Jacksonville 9/20/20)**  
 Forced Fumbles - 1 (Twice, last vs. Tampa Bay 10/27/19)  
 Fumble Recovery - 1 (Twice, last vs. Tampa Bay 10/27/19)  
 Passes Defensed - **2 vs. Jacksonville (9/20/20)**

### Playoff Single-Game Highs

Tackles - **10 vs. Baltimore (1/10/21)**  
 Sacks - **2 vs. Baltimore (1/10/21)**  
 Quarterback Pressures - **4 vs. Baltimore (1/10/21)**  
 Passes Defensed - 1 at New England (1/4/20)





# 77 TAYLOR LEWAN

TACKLE • 6'7" • 309 LBS • COLLEGE: MICHIGAN  
ACQUIRED: 1ST ROUND - 2014 • NFL EXPERIENCE (NFL/TITANS): 7/7  
HOMETOWN: CAVE CREEK, ARIZ.  
GAMES PLAYED/GAMES STARTED: 90/85 (PLAYOFFS: 5/5)



## Pro Bowl: 2016, 2017, 2018

**PRO:** With the 11th overall selection in the 2014 NFL Draft, the Titans selected former Michigan left tackle Taylor Lewan (pronounced leh-WAHN). The 6-foot-7-inch, 309-pound lineman is considered one of the top tackles in the NFL, evidenced by his Pro Bowl berths following the 2016, 2017 and 2018 campaigns. Lewan signed a long-term extension with the club during the 2018 training camp and will be anchor for the offensive front for years to come. An outgoing personality off the field, he is tenacious and aggressive on it. At Michigan, he was a four-year starter, anchoring the line at left tackle for 48 career starts. Lewan became the first offensive tackle selected by the Titans/Oilers in the first round since tackle Brad Hopkins (13th overall) in 1993.

### CAREER HIGHLIGHTS:

- In 2019, Lewan helped open holes for Derrick Henry to lead the NFL with 1,540 rushing yards.
- In 2018, Lewan was selected to his third consecutive Pro Bowl after starting 15 games at left tackle.
- In 2017, Lewan was named to his second Pro Bowl after starting every game at left tackle for the second consecutive season. He became the team's first offensive lineman to make multiple Pro Bowls since center Kevin Mawae from 2008–2009.
- In 2016, Lewan was named to his first career Pro Bowl after starting all 16 games at left tackle and blocking for the NFL's third-ranked rushing attack which averaged 136.7 rush yards per game.
- Lewan was named the Big Ten Conference Offensive Lineman of the Year in 2012 and 2013.
- At the conclusion of the 2011 season, during which Lewan helped pave the way for a pair of 1,000-yard rushers (Denard Robinson and Fitzgerald Toussaint), the Wolverines scored an overtime victory over Virginia Tech in the Sugar Bowl.

### TITANS TIDBITS:

- Lewan is the co-founder of the popular podcast Bussin' With The Boys with teammate Will Compton. The two friends host guests on an old Monte Carlo Budweiser bus and discuss any and everything.
- Lewan was the originator of the 2018 Offseason Titan Games, inspired by the popular video game Fortnite. The entire 90-man roster engaged in a contest in which two-man teams could eliminate other players anywhere other than at Saint Thomas Sports Park using foam swords. The contest lasted several weeks, and eventually fellow offensive lineman John Theus was declared the winner.
- Lewan owns a taxidermied beaver named Steve. The fedora-donning stuffed rodent, who was a gift from Lewan's wife, Taylin, makes appearances around the Titans locker room, often appearing at the locker of an unsuspecting rookie.
- Lewan chose to wear jersey number 77 at Michigan and then at the pro level because of the legacy of Wolverine tackles who have donned the number, including Jake Long and Jon Jansen.
- Lewan has a mustache tattooed on his right index finger and a stick figure tattooed on the outside edge of his right hand that he calls his "right-hand man."
- One of Lewan's close friends is former Carolina Panthers defensive end Craig Roh. The two played together as high school seniors and then went to Michigan at the same time.
- At the 2014 NFL Scouting Combine, Lewan ran the 40-yard dash in 4.87 seconds, beating all other offensive linemen in his class and clocking the fourth-fastest time among offensive linemen from 2010-14. He also ranked

among the top offensive linemen at the 2014 combine in the broad jump (first at nine feet, nine inches), vertical jump (tied for third at 30.5 inches) and three-cone drill (fourth at 7.39 seconds).

### CAREER TRANSACTIONS:

- A native of Cave Creek, Ariz., Lewan was selected by the Titans in the first round (11th overall) of the 2014 NFL Draft.

### SEASON RECAPS:

**2020 (5/5, 0/0):** Started the first five games of the season at left tackle. Placed on injured reserve on Oct. 19 and missed the final 11 regular season games and the postseason contest.

- At Denver (9/14), started at left tackle and was a part of an offensive front that allowed the Titans to amass 377 total yards. Member of a line that allowed just one sack on 43 pass attempts.
- Against Jacksonville (9/20), started at left tackle and helped the offense post 354 total yards.
- At Minnesota (9/27), started at left tackle and left the game in the first quarter with an injury.
- Against Buffalo (10/13), started at left tackle and was a part of an offensive line that blocked for Titans' rushers to gain 139 yards on the ground while not allowing a sack on 28 pass attempts.
- Against Houston (10/18), started at left tackle but left the game in the third quarter with an injury. Helped the offense become the first unit in NFL history to have a passer reach 350 yards (364 by Ryan Tannehill) and a rusher reach 200 yards (212 by Derrick Henry) in a game.

**2019 (12/12, 3/3):** Started 12 games at left tackle and helped Derrick Henry lead the NFL with 1,540 rushing yards. Was suspended by the NFL for the first four games of the season. Started all three postseason contests at left tackle.

- Against Buffalo (10/6), returned to the lineup as a starter at left tackle.
- Against L.A. Chargers (10/20), started at left tackle and helped the offense amass 403 total yards.
- Against Kansas City (11/10), started at left tackle and helped open holes for Titans' rushers to gain 225 yards on the ground.
- Against Jacksonville (11/24), started at left tackle and blocked for Titans' ball carriers to gain 219 rushing yards.
- At Indianapolis (12/1), started at left tackle and helped open holes for Derrick Henry to collect 149 rushing yards on 26 carries.
- At Oakland (12/8), started at left tackle and was a part of an offensive front that blocked for Titans' ball carriers to gain 161 yards on the ground, while also not allowing a sack on 27 pass attempts.
- Against Houston (12/15), started at left tackle and was a member of an offensive line that opened holes for Titans' rushers to gain 163 yards on the ground.
- At Houston (12/29), started at left tackle and was a part of an offensive front that blocked for Derrick Henry to amass 211 yards on the ground and become the NFL's leading rusher in 2019.
- At New England (1/4), started at left tackle and was a member of an offensive front that opened holes for Derrick Henry to collect 182 yards on the ground.
- At Baltimore (1/11), started at left tackle and was a part of an offensive line that blocked for Derrick Henry to collect a franchise postseason record 195 rushing yards.

**2018 (15/15):** Named to his third consecutive Pro Bowl. Selected to the PFWA's All-AFC team. Started 15 games at left tackle. Was inactive for one contest against Houston (9/16/18).

- At Miami (9/9), started at left tackle and was a member of an offensive front that did not allow a sack on 38 pass attempts. Left the game in the third quarter with an injury.
- At Jacksonville (9/23), started at left tackle and was a part of an offensive front that opened holes for Titans' rushers to gain 150 yards on the ground.
- Against Philadelphia (9/30), started at left tackle and was a part of an offensive line that helped amass 397 total yards.
- At Buffalo (10/7), started at left tackle but left the game early in the second quarter with an injury.
- At Los Angeles Chargers in London (10/21), started at left tackle and helped block for Titans' ball carriers to gain 164 yards on the ground.
- At Dallas (11/5), started at left tackle and helped the Titans' offense accumulate 340 total yards.
- Against New England (11/11), started at left tackle and was a part of an offensive front that opened holes for Titans' rushers to gain 150 yards on the ground.
- Against Jacksonville (12/6), started at left tackle and helped open holes for Titans' ball carriers to gain 264 yards on the ground, including a franchise-best 238 rushing yards by Derrick Henry. Part of an offensive front that allowed just one sack for zero yards on 24 pass attempts.
- At N.Y. Giants (12/16), started at left tackle and helped block for Titans' rushers to amass 215 yards, including a 170-yard performance by Derrick Henry.
- Against Indianapolis (12/30), started at left tackle and was a member of an offensive front that did not allow a sack on 29 pass attempts.

**2017 (16/16, 2/2):** Named to his second consecutive Pro Bowl. Started all 16 games and both postseason contests at left tackle.

- Against Oakland (9/10), was a part of an offensive line that helped produce 350 total yards and allow just one sack on 41 pass attempts.
- At Jacksonville (9/17), opened holes for a rushing attack that amassed 179 yards on 36 carries (5.0 avg.). Member of a unit that allowed just one sack on 27 pass attempts.
- Against Seattle (9/24), helped block for Titans' ball carriers to collect 195 rushing yards on 35 carries (5.6 avg.). Member of an offensive front that did not allow a sack on 32 pass attempts.
- Against Indianapolis (10/16), was a member of an offensive front that helped produce 473 total yards and allow just one sack for one yard on 32 pass attempts.
- Against Baltimore (11/5), started at left tackle in his 50th career game.
- Against Cincinnati (11/12), helped open holes for Titans' rushers to gain 180 yards on the ground.
- Against Houston (12/3), helped open holes for Titans' ball carriers to gain 198 yards on 25 carries with two scores on the ground.
- At San Francisco (12/17), was a part of an offensive front that allowed just one sack on 33 pass attempts.
- Against Los Angeles Rams (12/24), was a member of an offensive line that allowed just one sack on 39 pass attempts.
- At Kansas City (1/6), started at left tackle in his first career postseason game and helped open holes for Titans' ball carriers to gain 202 rushing yards on 31 carries (6.5 avg.).

**2016 (16/16):** Named to the Pro Bowl. Started all 16 games at left tackle for the first time in his career and was a part of an offensive front that blocked for the NFL's third-ranked rushing attack which averaged 136.7 rush yards per game.

- At Detroit (9/18), blocked for an offense that amassed 363 total yards in a 16-15 comeback win.
- Against Oakland (9/25), was a part of an offensive line that helped produce 393 total yards and allow just one sack on 33 pass attempts.
- At Miami (10/9), was a member of an offensive front that opened holes for Titans' rushers to gain 235 yards on the ground and did not allow a sack on 29 pass attempts.
- Against Cleveland (10/16), blocked for an offense that compiled a season-high 407 total yards, including 137 rushing yards.
- Against Indianapolis (10/23), started at left tackle. Gave the Titans a 6-0 lead with his first career reception, a 10-yard touchdown, on a tackle eligible play with 9:14 left to play in the first quarter.
- Against Jacksonville (10/27), opened holes for Titans' ball carriers to accumulate 214 yards on the ground. Was a part of an offensive front that did not allow a sack in 23 pass attempts.
- At San Diego (11/6), was a part of an offensive line that did not allow a sack on 43 pass attempts.
- Against Green Bay (11/13), started at left tackle but was disqualified early in the first quarter for contacting an official.

- At Indianapolis (11/20), started at left tackle but left the game late in the fourth quarter with an injury.
- At Chicago (11/27), was a member of an offensive front that did not allow a sack on 23 pass attempts. Blocked for Titans' ball carriers to gain 149 yards on the ground.
- Against Denver (12/11), was a part of an offensive line that opened holes for Titans' rushers to amass 180 rushing yards on 42 carries in a 13-10 victory over the Broncos.
- At Kansas City (12/18), helped pave the way for Titans' ball carriers to gain 148 yards on the ground. Member of an offensive front that allowed just one sack for zero yards on 33 pass attempts.

**2015 (15/15):** Started 15 games at left tackle. Was inactive for the regular season finale.

- At Tampa Bay (9/13), started at left tackle and was a member of an offensive front that opened holes for Titans rushers to gain 124 yards on the ground.
- At Cleveland (9/20), started at left tackle and helped block for Titans ball carriers to amass 166 rushing yards on 30 carries.
- Against Indianapolis (9/27), started at left tackle and helped protect Marcus Mariota, allowing him to pass for 367 yards.
- At New Orleans (11/8), started at left tackle and was a member of an offensive line that did not allow a sack on 39 pass attempts and allowed Marcus Mariota to throw for 371 yards and four touchdowns.
- Against Jacksonville (12/6), started at left tackle and helped block for a Titans' offense that amassed 467 total yards.

**2014 (11/6):** Named to the *Pro Football Writers of America* All-Rookie team. Appeared in 11 games with six starts at left tackle during his rookie campaign. Was inactive for the final five games because of injury. Made his NFL debut at Kansas City (9/7/14). Made his first career NFL start at left tackle against Jacksonville (10/12/14).

- At Kansas City (9/7), made his NFL debut as a reserve on special teams. Lined up at left tackle late in the fourth quarter.
- Against Jacksonville (10/12), made his first career NFL start at left tackle.
- Against Pittsburgh (11/17), started at left tackle and was a part of an offensive front that did not allow a sack on 24 pass attempts.
- At Philadelphia (11/23), started at left tackle and left the game midway through the fourth quarter with an injury.

#### COLLEGE:

- In four seasons at Michigan, Lewan appeared in 50 games with 48 starts at left tackle. He started the final 41 games of his career.
- As a senior (2013), started all 13 games at left tackle for the third consecutive season. Named first-team All-American by *Sporting News*, second-team All-American by Walter Camp, *Associated Press*, *CBSSports.com* and *SI.com*. Won the Hugh R. Rader Memorial Award for U-M's top offensive lineman and named Big Ten Rimington-Pace Offensive Lineman of the Year for second consecutive season. Added first-team All-Big Ten (coaches and media), *Sporting News* All-Big Ten, *Athlon Sports* All-Big Ten honors.
- As a junior (2012), started all 13 games at left tackle. Named first-team All-American by Walter Camp, *Associated Press*, *ESPN.com* and *SI.com*. Added Big Ten Rimington-Pace Offensive Lineman of the Year, first-team All-Big Ten (coaches and media), second-team *CBSSports.com* All-American, second-team Phil Steele Postseason All-American, first-team Phil Steele Postseason All-Big Ten, Hugh R. Rader Memorial Award. Against Massachusetts (9/15), scored a touchdown on a fumble recovery to become the first Michigan offensive lineman since 1948 (Bob Erben) to score a touchdown.
- As a sophomore (2011), started all 13 games at left tackle and helped the Wolverines to a Sugar Bowl title. Named second-team All-Big Ten by the league's coaches and honorable mention from the media.
- As a redshirt freshman (2010), appeared in 11 games and started nine contests at left tackle. Named second-team Freshman All-American by *CollegeFootballNews.com*.
- Graduated in December 2013 with a degree in general studies.

#### PERSONAL:

- Married to Taylin, the couple has a daughter, Wynne.
- Attended Chaparral (Scottsdale, Ariz.) High School for his senior year (2009) after spending three years at Cactus Shadows (Phoenix, Ariz.) High School. Played offensive line for the first time as a senior after previously

lining up on the defensive line.

- As a senior, started every game and helped lead his team to the 2008 Class 4A-I State Championship Game.
- Senior honors included SuperPrep All-American; Under Armour All-American game participant; Frank Kush Award as the state of Arizona's top interior offensive lineman; *Arizona Republic* and *East Valley Tribune* first-team All-State; and *Desert Sky* first-team All-Region.
- Totaled 96 tackles and seven sacks as a defensive lineman, including 46 tackles and two sacks as a junior.
- List of favorites: (movies) "Animal House," "Wedding Crashers"; (TV show) "Scrubs"; (actor) Vince Vaughn; (music artist) Eric Church; (school subjects) history; (car) Ford; (favorite athlete as a child) John Elway; (video game) Super Smash Bros.; and (food) "Anything chicken."
- Follow Lewan on Twitter at @TaylorLewan77.
- Follow Lewan on Instagram at @taylorlewan.
- Born Taylor Curtis Lewan on July 22, 1991 in Loomis, Calif.

## TAYLOR LEWAN'S NFL STATISTICS

### REGULAR SEASON

Year	Team	GP	GS
2014	Tennessee	11	6
2015	Tennessee	15	15
2016	Tennessee	16	16
2017	Tennessee	16	16
2018	Tennessee	15	15
2019	Tennessee	12	12
2020	Tennessee	5	5
<b>NFL Totals</b>		<b>90</b>	<b>85</b>

### PLAYOFFS

Year	Team	GP	GS
2017	Tennessee	2	2
2019	Tennessee	3	3
<b>NFL Totals</b>		<b>5</b>	<b>5</b>

### Starts Breakdown:

2014 - LT 6; 2015 - LT 15; 2016 - LT 16; 2017 - LT 16 (Playoffs - LT 2); 2018 - LT 15; 2019 - LT 12 (Playoffs - LT 3); 2020 - LT 5

### Additional Career Statistics

Misc. Tackles - 2 (2015), 3 (2016), 1 (2018), 1 (2019)  
Receptions - 10-yard touchdown vs. Indianapolis (10/23/16)



**51 DAVID LONG JR.**

LINEBACKER • 5'11" • 227 LBS • COLLEGE: WEST VIRGINIA  
 ACQUIRED: 6TH ROUND - 2019 • NFL EXPERIENCE (NFL/TITANS): 2/2  
 HOMETOWN: CINCINNATI, OHIO  
 GAMES PLAYED/GAMES STARTED: 28/5 (PLAYOFFS: 4/2)

**PRO:** The Titans selected David Long Jr. in the sixth round of the 2019 NFL Draft. As a rookie, he contributed on special teams and as a reserve at inside linebacker, recording his first career start during the playoffs. The 5-foot-11-inch, 227-pound defender possesses tremendous speed for the position, displays grit and toughness, and has a knack for finding the ball carrier. At West Virginia, he was a three-year starter and amassed 252 career tackles, 14 sacks and 40 tackles for loss. The 2018 Big 12 Defensive Player of the Year led the Mountaineers in tackles during his final collegiate campaign.

**CAREER HIGHLIGHTS:**

- As a rookie in 2019, Long appeared in 14 games during the regular season. He also played in all three playoff contests with one start.
- As a junior at West Virginia in 2018, he was selected Big 12 Defensive Player of the Year by the coaches and the Associated Press. He also received second-team All-America honors by the Associated Press and first-team All-Big 12 accolades by the Associated Press.

**TITANS TIDBITS:**

- David's father, David Sr., is a former professional boxer who went 12-5-2 as a heavyweight. He once fought future world champ Deontay Wilder.
- During the offseason, Long still uses on-the-bell, three-minute-round boxing training to focus on his mental awareness. In 2018, Long Jr. went into the ring with headgear against his old man for the first time. They went for three 90-second rounds. "He busted up my lip, but it was fun," Long Jr. says. "He was really iffy that I knew how to throw my hands for real. It was just jabs, but it's grown-man strength."
- Long was a high school teammate of safety Mike Edwards, who was drafted by the Tampa Bay Buccaneers in the third round of the 2019 NFL Draft.
- When Long was seven years old, he was on the back of a bike being pedaled by his older brother when he was hit by a car driven by someone who was not paying attention. He was treated at the hospital with head and arm injuries.

**CAREER TRANSACTIONS:**

- The Cincinnati, Ohio, native was selected by the Titans in the sixth round (188th overall) of the 2019 NFL Draft.

**SEASON RECAPS:**

**2020 (14/5, 1/1):** Played in 14 games with five starts at linebacker and registered 50 tackles, a quarterback pressure, two stops for loss and two passes defended. Notched four special teams stops and a forced fumble on coverage units. Was inactive for one contest and missed another contest while on the reserve/COVID-19 list. Started the postseason contest and posted five tackles and a quarterback pressure. Led or tied for the team lead in tackles three times in 2020 (vs. DET, at GB, at HOU). Tied for the team lead in special teams tackles once in 2020 (vs. IND). Made his first career NFL start against Cleveland (12/6/20).

- At Denver (9/14), played as a reserve at linebacker and collected three tackles, including a stop for loss. Stopped Melvin Gordon III for a two-yard loss on a rush off left end in the third quarter.
- Against Jacksonville (9/20), saw action as a reserve on special teams.
- At Minnesota (9/27), played as a reserve on special teams.
- Against Buffalo (10/13), saw action as a reserve at linebacker and tallied two tackles. Posted two special teams stops and a forced fumble on coverage units. Forced an Andre Roberts fumble on a kickoff return that was recovered by Kareem Orr late in the fourth quarter.

- Against Houston (10/18), played as a reserve on special teams and saw limited snaps as a reserve linebacker.
- Against Pittsburgh (10/25), was inactive.
- At Cincinnati (11/1), saw action as a reserve on special teams.
- Against Chicago (11/8), played as a reserve on special teams.
- Against Indianapolis (11/12), saw action as a reserve at linebacker and collected two tackles. Registered a special teams stop on coverage units.
- At Baltimore (11/22), missed the game while on reserve/COVID-19.
- At Indianapolis (11/29), returned to the lineup as a reserve at linebacker and recorded three tackles, a quarterback pressure and a pass defended. Broke up a pass intended for Trey Burton in the fourth quarter.
- Against Cleveland (12/6), made his first career regular season start at linebacker and tallied six tackles. Combined with Jeffery Simmons to stuff Nick Chubb for no gain on a rush off left guard in the first quarter. Teamed with Tuzar Skipper to stop Kareem Hunt for no gain on a rush off right tackle in the final stanza.
- At Jacksonville (12/13), started at linebacker and notched five tackles. Teamed with Larrell Murchison to stuff Devine Ozigbo for a two-yard loss on a short pass late in the fourth quarter.
- Against Detroit (12/20), started at linebacker and led the team with a career-high 12 tackles and a pass defended. Teamed with Kevin Byard to stuff Adrian Peterson for a one-yard loss on a rush off left guard in the first quarter. Broke up a deep pass intended for Hunter Bryant in the third quarter.
- At Green Bay (12/27), started at linebacker and tied for the team lead with nine tackles, including a stop for loss. Set the edge and stuffed AJ Dillon for a three-yard loss on a rush off right end in the third quarter.
- At Houston (1/3), started at linebacker and led the team with eight tackles in the Titans' division-clinching victory. Combined with DaQuan Jones to stuff David Johnson for no gain on a short pass in the third stanza.
- Against Baltimore (1/10), started at linebacker and posted five tackles and a quarterback pressure. Teamed with Harold Landry III to stop J.K. Dobbins for no gain on a rush off left tackle early in the second quarter.

**2019 (14/0, 3/1):** Played in 14 games as a reserve during his rookie campaign and notched 15 tackles, two stops for loss, a pass defended, a forced fumble and two special teams tackles. Was inactive for two games. Saw action in all three postseason contests with a start at linebacker and collected 16 tackles, two stops for loss and a special teams tackle. Tied for the team lead in passes defended once (at HOU). Tied for the team lead in special teams tackles twice (vs. TB, at OAK). Appeared in his first career NFL contest against Indianapolis (9/15/19).

- Against Indianapolis (9/15), made his NFL debut as a reserve on special teams.
- Against L.A. Chargers (10/20), saw action as a reserve at linebacker and posted a tackle for loss. Shot through the line and stonewalled Melvin Gordon for a four-yard loss on a screen pass late in the first quarter.
- Against Kansas City (11/10), played as a reserve at linebacker and registered 11 tackles and a forced fumble. Forced a Damien Williams' fumble that was scooped up by Rashaan Evans and returned 53 yards for a touchdown in the second stanza.
- At Oakland (12/8), saw action as a reserve at linebacker and amassed two tackles, including a stop for loss. Tied for the team lead with a special teams tackle on coverage units. Stonewalled DeAndré Washington for a six-yard loss on a short pass in the fourth quarter.
- At Houston (12/29), played as a reserve on special teams and at linebacker late in the game. Recorded a tackle and a pass defended on defense. Broke up a pass intended for Jordan Akins late in the fourth quarter.



## DAVID LONG JR.'S NFL STATISTICS

REGULAR SEASON				TACKLES								INTERCEPTIONS					FUMBLES			
Year	Team	GP	GS	Tot	Solo	Asst	Sk	Yds	QBP	TFL	No	Yds	Lg	TD	PD	FF	FR	Yds	SpT	
2019	Tennessee	14	0	15	8	7	0.0	0.0	0	2	0	0	0	0	1	1	0	0	2	
2020	Tennessee	14	5	50	28	22	0.0	0.0	1	2	0	0	0	0	2	0	0	0	4	
<b>NFL Totals</b>		<b>28</b>	<b>5</b>	<b>65</b>	<b>36</b>	<b>29</b>	<b>0.0</b>	<b>0.0</b>	<b>1</b>	<b>4</b>	<b>0</b>	<b>0</b>	<b>0</b>	<b>0</b>	<b>3</b>	<b>1</b>	<b>0</b>	<b>0</b>	<b>6</b>	

PLAYOFFS				TACKLES								INTERCEPTIONS					FUMBLES			
Year	Team	GP	GS	Tot	Solo	Asst	Sk	Yds	QBP	TFL	No	Yds	Lg	TD	PD	FF	FR	Yds	SpT	
2019	Tennessee	3	1	16	11	5	0.0	0.0	0	2	0	0	0	0	0	0	0	0	1	
2020	Tennessee	1	1	5	4	1	0.0	0.0	1	0	0	0	0	0	0	0	0	0	0	
<b>NFL Totals</b>		<b>4</b>	<b>2</b>	<b>21</b>	<b>15</b>	<b>6</b>	<b>0.0</b>	<b>0.0</b>	<b>1</b>	<b>2</b>	<b>0</b>	<b>0</b>	<b>0</b>	<b>0</b>	<b>0</b>	<b>0</b>	<b>0</b>	<b>0</b>	<b>1</b>	

### Single-Game Highs

Tackles - **12 vs. Detroit (12/20/20)**  
 Tackle For Loss - **1 (Four times, last at Green Bay 12/27/20)**  
 Passes Defensed - **1 (Three times, last vs. Detroit 12/20/20)**  
 Forced Fumbles - 1 vs. Kansas City (11/10/19)  
 Special Teams Tackles - **2 vs. Buffalo (10/13/20)**

### Playoff Single-Game Highs

Tackles - 8 at Baltimore (1/11/20)  
 Tackle For Loss - 2 at Kansas City (1/19/20)  
 Special Teams Tackles - 1 at Kansas City (1/19/20)

### Additional Statistics

Special Teams Forced Fumble - **1 (2020)**



**28 JEREMY McNICHOLS**

**RUNNING BACK • 5'9" • 205 LBS • COLLEGE: BOISE STATE**  
**ACQUIRED: FREE AGENT - 2020 • NFL EXPERIENCE (NFL/TITANS): 1/1**  
**HOMETOWN: SAN MARGARITA, CALIF.**  
**GAMES PLAYED/GAMES STARTED: 20/0 (PLAYOFFS: 1/0)**

**PRO:** The Titans brought back Jeremy McNichols during 2020 training camp to add depth and competition to the running back corps. The Titans originally signed McNichols from the Denver Broncos' practice squad in the beginning of December 2018. The 5-foot-9-inch, 205-pounder is a versatile back that also contributes on special teams units. The Boise State product was originally a 2017 fifth-round selection of the Tampa Bay Buccaneers. He has also spent time with the San Francisco 49ers, Indianapolis Colts, Chicago Bears and Jacksonville Jaguars in his NFL career.

**TITANS TIDBITS:**

- McNichols was coached by hip-hop artist Snoop Dogg while playing youth football in the Snoop Youth Football League in Los Angeles, Calif. McNichols played both alongside and against numerous NFL players. The SYFL serves children between the ages of five and 13 years old, teaching them the values of teamwork, good sportsmanship, discipline, and self-respect, while also stressing the importance of academics.

**CAREER TRANSACTIONS:**

- The Santa Margarita, Calif., native was originally selected by the Tampa Bay Buccaneers in the fifth round (162nd overall) of the 2017 NFL Draft.
- Waived by the Buccaneers on Sept. 2, 2017.
- Signed by the San Francisco 49ers to the team's practice squad on Sept. 4, 2017.
- Signed by the 49ers to their active roster from the practice squad on Nov. 29, 2017.
- Waived by the 49ers on Sept. 1, 2018.
- Signed by the Indianapolis Colts to the team's practice squad on Sept. 4, 2018.
- Released by the Colts from their practice squad Sept. 13, 2018 and signed back to the Colts' practice squad on Sept. 19, 2018.
- Signed by the Colts to their active roster from the practice squad on Sept. 28, 2018.
- Waived by the Colts on Oct. 2, 2018.
- Signed by the Denver Broncos to the team's practice squad on Oct. 10, 2018.
- Signed by the Titans to their active roster from the Denver Broncos' practice squad on Dec. 3, 2018.
- Waived by the Titans on Aug. 31, 2019.
- Signed by the Chicago Bears to the team's practice squad on Nov. 20, 2019.
- Released by the Bears from their practice squad Dec. 11, 2019.
- Signed by the Jacksonville Jaguars to the team's practice squad on Dec. 18, 2019.
- Signed by the Jaguars to their active roster from the practice squad on Dec. 28, 2019.
- Waived by the Jaguars on May 4, 2020.
- Signed by the Titans as a free agent on Aug. 26, 2020.
- Waived by the Titans on Sept. 5, 2020 and signed to the team's practice squad a day later.
- Activated from the practice squad to the active roster standard elevation on Sept. 14, 2020.
- Activated from the practice squad to the active roster standard elevation on Sept. 19, 2020.
- Signed by the Titans to their active roster from the practice squad on Sept. 23, 2020.

**SEASON RECAPS:**

**2020 (16/0, 1/0 - Tennessee):** Played in all 16 games for the first time in his career and rushed the ball 47 times for 204 yards with a touchdown. Caught 12 passes for 55 yards out of the backfield. Saw action as a

reserve in the postseason contest and rushed once for four yards. Scored his first career touchdown against Cleveland (12/6/20).

- At Denver (9/14), saw action as a reserve at running back in his first game with the Titans.
- Against Jacksonville (9/20), played as a reserve at running back and rushed twice for seven yards.
- At Minnesota (9/27), saw action as a reserve at running back and caught one pass for five yards.
- Against Buffalo (10/13), saw significant action as a reserve at running back and carried the ball a career-high nine times for a career-best 28 yards. Caught one pass for three yards out of the backfield. Kept the Titans' initial fourth quarter touchdown drive alive with a seven-yard run on third-and-two.
- Against Houston (10/18), saw significant action as a reserve at running back and set a career-high with 51 rushing yards on five carries. Caught two passes for 11 yards out of the backfield. Recorded a career-long 20-yard rushing attempt in the third quarter. Posted a 17-yard run up the middle during the Titans' game-winning touchdown drive in overtime.
- Against Pittsburgh (10/25), played as a reserve at running back and carried the ball once for two yards.
- At Cincinnati (11/1), saw action as a reserve at running back and carried the ball four times for 49 yards. Helped set up the Titans' second touchdown with a 17-yard run to the Bengals' nine-yard line in the fourth quarter.
- Against Chicago (11/8), played as a reserve at running back and rushed twice for 10 yards. Kept the Titans' opening scoring drive alive with a five-yard run on third-and-three in the first quarter.
- Against Indianapolis (11/12), saw action as a reserve at running back and rushed three times for 26 yards. Caught one pass for eight yards out of the backfield.
- At Baltimore (11/22), played as a reserve at running back and caught one pass for two yards.
- At Indianapolis (11/29), saw action as a reserve at running back and rushed eight times for 20 yards.
- Against Cleveland (12/6), played as a reserve at running back and rushed twice for two yards with his first career touchdown. Made it a two-possession game with his first career touchdown on a one-yard rushing plunge late in the fourth quarter.
- At Jacksonville (12/13), saw action as a reserve at running back and rushed 11 times for nine yards. Caught one pass out of the backfield.
- Against Detroit (12/20), played as a reserve at running back and snared one pass for five yards out of the backfield.
- At Green Bay (12/27), saw action as a reserve at running back and caught one pass for six yards.
- At Houston (1/3), played as a reserve as the third-down running back and on special teams in the Titans' division-clinching victory.
- Against Baltimore (1/10), saw action as a reserve at running back and on special teams in his postseason debut.

**2019 (0/0 - Chicago; 1/0 - Jacksonville):** Spent three weeks on the Bears' practice squad before being released. Spent one week on the Jaguars' practice squad before being signed to the team's active roster. Played as a reserve in one contest for the Jaguars.

**2018 (1/0 - Indianapolis; 0/0 - Tennessee):** Was inactive for three games and did not play in another contest for the Titans after being signed off the Broncos' practice squad on Dec. 3. Appeared in one contest with the Colts and carried the ball twice for four yards.

**2017 (2/0 - San Francisco):** Spent the first 11 weeks on the practice squad. Activated from the 49ers' practice squad on Nov. 29. Appeared in two games and registered a special teams tackle. Was inactive for three games.

**COLLEGE:**

- Played in 34 games, while starting the final 25 contests at Boise State (2014-16) and rushed 571 times for 3,205 yards (5.6 avg.) and 44 touchdowns. Caught 103 passes for 1,089 yards and 11 touchdowns. Also returned 28 kickoffs for 554 yards (19.8 avg.).
- Earned second-team All-Mountain West honors in both 2016 and 2015. Declared for the draft following his junior season (2016).
- As a junior (2016), started all 13 games and rushed 314 times for 1,709 yards (5.4 avg.) and 23 touchdowns. Posted 37 receptions for 474 yards (12.8 avg.) and four touchdowns.
- His 1,709 rushing yards and 27 total touchdowns were the third-most in a single season in Boise State history, while his 23 rushing touchdowns were the fourth-most in school history. He ranked second in the NCAA in total touchdowns, while standing third in rushing touchdowns.
- As a sophomore (2015), started 12 games and rushed 240 times for 1,337 yards (5.6 avg.) for 20 touchdowns, while catching 52 passes for 460 yards and six touchdowns.
- His 26 total touchdowns ranked second in the country and he set a Mountain West record for consecutive games with a rushing touchdown (12).

• As a true freshman (2014), played in nine games and rushed 17 times for 159 yards (9.4 avg.) and one touchdown. Snared 15 catches for 155 yards and one touchdown. Returned 19 kickoffs for 393 yards.

**PERSONAL:**

- Attended Santa Margarita (Calif.) High School where he registered 173 carries for 877 yards and nine touchdowns. Also hauled in 72 receptions for 934 yards and 10 touchdowns.
- As a senior (2013), had 163 carries for 798 yards and eight touchdowns and 17 receptions for 191 yards and two touchdowns, earning first-team all-league, all-region and all-state honors.
- As a junior (2012), rushed for 37 yards and a touchdown on three carries and caught 25 passes for 329 yards and three touchdowns.
- As a sophomore (2011), caught 30 passes for 414 yards and five touchdowns and rushed three times for 42 yards.
- Follow McNichols on Twitter and Instagram at @JeremyMcNichols.
- Born Jeremy Theron McNichols on Dec. 26, 1995 in Long Beach, Calif.

**JEREMY McNICHOLS' GAME-BY-GAME**

2017 San Francisco 49ers				RUSHING					RECEIVING				
Date	Opp	W/L	P/S	Att	Yds	Avg	Lg	TD	No	Yds	Avg	Lg	TD
Dec 3	@ Chi	W	IA										
Dec 10	@ Hou	W	IA										
Dec 17	Ten	W	p	0	0	-	0	0	0	0	-	0	0
Dec 24	Jax	W	p	0	0	-	0	0	0	0	-	0	0
Dec 31	@ LAR	W	IA										
<b>Totals</b>		<b>5-0</b>	<b>2/0</b>	<b>0</b>	<b>0</b>	<b>-</b>	<b>0</b>	<b>0</b>	<b>0</b>	<b>0</b>	<b>-</b>	<b>0</b>	<b>0</b>

2018 Indianapolis Colts				RUSHING					RECEIVING				
Date	Opp	W/L	P/S	Att	Yds	Avg	Lg	TD	No	Yds	Avg	Lg	TD
Sept 30	Hou	L	p	2	4	2.0	7	0	0	0	-	0	0
<b>Totals</b>		<b>0-1</b>	<b>1/0</b>	<b>2</b>	<b>4</b>	<b>2.0</b>	<b>7</b>	<b>0</b>	<b>0</b>	<b>0</b>	<b>-</b>	<b>0</b>	<b>0</b>

2018 Tennessee Titans				RUSHING					RECEIVING				
Date	Opp	W/L	P/S	Att	Yds	Avg	Lg	TD	No	Yds	Avg	Lg	TD
Dec 6	Jax	W	IA										
Dec 16	@ NYG	W	IA										
Dec 22	Was	W	DNP										
Dec 30	Ind	L	IA										
<b>Totals</b>		<b>3-1</b>	<b>0/0</b>	<b>0</b>	<b>0</b>	<b>-</b>	<b>0</b>	<b>0</b>	<b>0</b>	<b>0</b>	<b>-</b>	<b>0</b>	<b>0</b>

2019 Jacksonville Jaguars				RUSHING					RECEIVING				
Date	Opp	W/L	P/S	Att	Yds	Avg	Lg	TD	No	Yds	Avg	Lg	TD
Dec 29	Ind	W	p	0	0	-	0	0	0	0	-	0	0
<b>Totals</b>		<b>1-0</b>	<b>1/0</b>	<b>0</b>	<b>0</b>	<b>-</b>	<b>0</b>	<b>0</b>	<b>0</b>	<b>0</b>	<b>-</b>	<b>0</b>	<b>0</b>

2020 Tennessee Titans				RUSHING					RECEIVING				
Date	Opp	W/L	P/S	Att	Yds	Avg	Lg	TD	No	Yds	Avg	Lg	TD
Sept 14	@ Den	W	p	0	0	-	0	0	0	0	-	0	0
Sept 20	Jax	W	p	2	7	3.5	4	0	0	0	-	0	0
Sept 27	@ Min	W	p	0	0	-	0	0	1	5	5.0	5	0
Oct 13	Buf	W	p	9	28	3.1	7	0	1	3	3.0	3	0
Oct 18	Hou	W	p	5	51	10.2	20	0	2	11	5.5	9	0
Oct 25	Pit	L	p	1	2	2.0	2	0	0	0	-	0	0
Nov 1	@ Cin	L	p	4	49	12.3	17	0	0	0	-	0	0
Nov 8	Chi	W	p	2	10	5.0	5	0	0	0	-	0	0
Nov 12	Ind	L	p	3	26	8.7	16	0	1	8	8.0	8	0
Nov 22	@ Bal	W	p	0	0	-	0	0	1	2	2.0	2	0
Nov 29	@ Ind	W	p	8	20	2.5	6	0	0	0	-	0	0
Dec 6	Cle	L	p	2	2	1.0	1t	1	3	15	5.0	8	0
Dec 13	@ Jax	W	p	11	9	0.8	6	0	1	0	0.0	0	0
Dec 20	Det	W	p	0	0	-	0	0	1	5	5.0	5	0
Dec 27	@ GB	L	p	0	0	-	0	0	1	6	6.0	6	0
Jan 3	@ Hou	W	p	0	0	-	0	0	0	0	-	0	0
<b>Totals</b>		<b>11-5</b>	<b>16/0</b>	<b>47</b>	<b>204</b>	<b>4.3</b>	<b>20</b>	<b>1</b>	<b>12</b>	<b>55</b>	<b>4.6</b>	<b>9</b>	<b>0</b>
<b>Playoffs</b>													
Jan 10	Bal	L	p	1	4	4.0	4	0	0	0	-	0	0
<b>Totals</b>		<b>0-1</b>	<b>1/0</b>	<b>1</b>	<b>4</b>	<b>4.0</b>	<b>4</b>	<b>0</b>	<b>0</b>	<b>0</b>	<b>-</b>	<b>0</b>	<b>0</b>



## JEREMY McNICHOLS' NFL STATISTICS

### REGULAR SEASON

Year	Team	REGULAR SEASON		RUSHING					RECEIVING					
		GP	GS	No	Yds	Avg	Lg	TD	Att	Yds	Avg	Lg	TD	
2017	San Francisco	2	0	0	0	-	0	0	0	0	0	-	0	0
2018	IND/TEN	1	0	2	4	2.0	7	0	0	0	0	-	0	0
2019	Jacksonville	1	0	0	0	-	0	0	0	0	0	-	0	0
2020	Tennessee	16	0	47	204	4.3	20	1	12	55	4.6	9	0	0
<b>NFL Totals</b>		<b>20</b>	<b>0</b>	<b>49</b>	<b>208</b>	<b>4.2</b>	<b>20</b>	<b>1</b>	<b>12</b>	<b>55</b>	<b>4.6</b>	<b>9</b>	<b>0</b>	<b>0</b>

### PLAYOFFS

Year	Team	PLAYOFFS		RUSHING					RECEIVING					
		GP	GS	No	Yds	Avg	Lg	TD	Att	Yds	Avg	Lg	TD	
2020	Tennessee	1	0	1	4	4.0	4	0	0	0	-	0	0	0
<b>NFL Totals</b>		<b>1</b>	<b>0</b>	<b>1</b>	<b>4</b>	<b>4.0</b>	<b>4</b>	<b>0</b>	<b>0</b>	<b>0</b>	<b>-</b>	<b>0</b>	<b>0</b>	<b>0</b>

#### Single-Game Highs


Rushes - **11 at Jacksonville (12/13/20)**  
 Rushing Yards - **51 vs. Houston (10/18/20)**  
 Long Rush - **20 vs. Houston (10/18/20)**  
 Rushing Touchdowns - **1 vs. Cleveland (12/6/20)**  
 Receptions - **3 vs. Cleveland (12/6/20)**  
 Receiving Yards - **15 vs. Cleveland (12/6/20)**  
 Long Reception - **9 vs. Houston (10/18/20)**

#### Playoff Single-Game Highs

Rushes - **1 vs. Baltimore (1/10/21)**  
 Rushing Yards - **4 vs. Baltimore (1/10/21)**  
 Long Rush - **4 vs. Baltimore (1/10/21)**

#### Additional Statistics

Special Teams Tackles - 1 (2017)



# 30 CHRIS MILTON

CORNERBACK • 5'11" • 190 LBS • COLLEGE: GEORGIA TECH  
ACQUIRED: WAIVERS (IND) - 2019 • NFL EXPERIENCE (NFL/TITANS): 4/1  
HOMETOWN: FOLKSTON, GA.  
GAMES PLAYED/GAMES STARTED: 55/1 (PLAYOFFS: 2/0)

**PRO:** The Titans claimed Chris Milton off waivers from the Indianapolis Colts just prior to the start of the 2019 regular season. The 5-foot-11-inch, 190-pounder has excelled on special teams during his first four NFL campaigns. He was limited to six games during his first season in Tennessee due to injuries. The Georgia Tech product appeared in 35 games for the Colts from 2016-18 and notched 15 special teams tackles and two forced fumbles on coverage units.

#### CAREER HIGHLIGHTS:

- In 2019, Milton appeared in six contests as a reserve in his first season with the Titans and collected five special teams tackles before landing on injured reserve.
- In 2018, Milton played in 15 games for the Colts and posted three tackles, seven special teams stops and one fumble recovery. He saw action in both postseason games and contributed on special teams with two tackles and one forced fumble.
- In 2017, Milton appeared in 14 games and recorded four tackles and one fumble recovery while adding five special teams tackles.

#### TITANS TIDBITS:

- Milton is related to former NFL running back Tashard Choice, who played six seasons (2008-2013) in the NFL with the Dallas Cowboys, Washington, Buffalo Bills and Indianapolis Colts.
- Milton had the opportunity to learn from one of the best cornerbacks to play this century. Milton and Pro Football Hall of Famer Champ Bailey's family were close and when Milton was getting ready for the NFL, he reached out to Bailey for tips. They trained together during the weeks leading up to the draft. Now if he ever has questions, he still reaches out to the legendary cornerback.
- Milton enjoys fishing in his free time and when he is not playing or training for football he feels like a full-time fisherman on the water.

#### CAREER TRANSACTIONS:

- The Folkston, Ga., native was originally signed by the Indianapolis Colts as a rookie free agent on May 3, 2016.
- Waived by the Colts on Sept. 3, 2016 and signed to the team's practice squad a day later.
- Signed by the Colts to their active roster from the practice squad on Nov. 19, 2016.
- Waived by the Colts on Sept. 1, 2019.
- Claimed by the Titans off waivers from the Colts on Sept. 2, 2019.
- Released by the Titans on March 11 and re-signed by the team on March 12.

#### SEASON RECAPS:

**2020 (14/0, 0/0 - Tennessee):** Played in 14 games as a reserve and registered three special teams tackles. Placed on injured reserve on Dec. 24 and missed the final two regular season games and the postseason contest. Tied for the team lead in special teams tackles once in 2020 (at MIN).

- At Denver (9/14), played as a reserve on special teams.
- Against Jacksonville (9/20), saw action as a reserve on special teams. Pinned the Jaguars deep in their own territory by downing a Brett Kern 34-yard punt at the Jacksonville six-yard line early in the second quarter.
- At Minnesota (9/27), tied for the team lead with a special teams tackle on coverage units.
- Against Buffalo (10/13), registered a special teams tackle on coverage units. Raced down the field and stuffed Andre Roberts for a one-yard loss

at the Bills' nine-yard line on a punt return in the opening quarter. Pinned the Bills deep in their own territory by downing a Brett Kern 41-yard punt at the Buffalo three-yard line in the third quarter.

- Against Houston (10/18), played as a reserve on special teams.
- Against Pittsburgh (10/25), saw action as a reserve on special teams.
- At Cincinnati (11/1), saw action as a reserve on special teams.
- Against Chicago (11/8), collected a special teams tackle on coverage units.
- Against Indianapolis (11/12), played as a reserve on special teams in his 50th career regular season contest.
- At Baltimore (11/22), saw action as a reserve on special teams.
- At Indianapolis (11/29), played as a reserve on special teams.
- Against Cleveland (12/6), saw action as a reserve on special teams.
- At Jacksonville (12/13), played as a reserve on special teams.
- Against Detroit (12/20), saw action as a reserve on special teams.

**2019 (6/0 - Tennessee):** Played in six games as a reserve and collected five special teams tackles in his first season with the Titans. Was inactive for five games. Placed on injured reserve on Nov. 26, 2019. Led or tied for the team lead in special teams tackles three times (vs. IND, at ATL, vs. KC).

- At Cleveland (9/8), made his Titans debut as a reserve on special teams.
- Against Indianapolis (9/15), tied for the team lead with two special teams tackles on coverage units.
- At Atlanta (9/29), saw action as a reserve on special teams and led the team with two special teams tackles. Stonewalled Kendall Sheffield at the Falcons' 15-yard line for just a 13-yard kickoff return in the first quarter.
- Against Buffalo (10/6), played as a reserve on special teams before leaving the game in the second quarter with an injury.
- Against Kansas City (11/10), returned to the lineup as a reserve on special teams and registered a tackle on coverage units.

**2018 (15/0, 2/0 - Indianapolis):** Played in 15 games and posted three tackles, seven special teams stops and one fumble recovery. Was inactive for one regular season contest. Played in two postseason games and contributed on special teams with two tackles and one forced fumble.

- At New England (10/4), registered two tackles.
- At Tennessee (12/30), recovered a fumble on special teams coverage units.
- At Kansas City (1/12), forced a fumble on special teams.

**2017 (14/0 - Indianapolis):** Appeared in 14 games as a reserve and recorded four tackles and one fumble recovery while adding five special teams tackles. Was inactive for one contest and did not play in another.

- Against Arizona (9/17), recovered a fumble on special teams.
- Against Tennessee (11/26), notched two tackles on special teams coverage units.
- Against Houston (12/31), posted two solo tackles.

**2016 (6/1 - Indianapolis):** Participated in six contests with one start as a rookie and notched six tackles, two passes defended and three special teams stops. Spent the first 10 games of the season on the Colts' practice squad.

- At Minnesota (12/18), collected three tackles, a pass defended and a special teams stop.
- Against Jacksonville (1/1), made his first career start at cornerback and tallied three tackles, a pass defended and a special teams tackle.

#### COLLEGE:

- Played in 53 games with 33 starts at Georgia Tech and collected 96

tackles, three tackles for loss, a forced fumble, 14 passes defensed and five interceptions with two returned for touchdowns. Finished his career with seven blocked kicks. Also recorded four kickoff returns for 44 yards and two punt returns for 39 yards.

- As a senior (2015), started all 12 games and tallied 28 tackles, one interception, six passes defensed and two blocked kicks. Was the FBS active career leader in blocked kicks during the 2015 season.
- As a junior (2014), started all 14 games and totaled 32 tackles, a tackle for loss, four passes defensed and two interceptions. Returned one interception for a touchdown, blocked one field goal and one PAT.
- As a sophomore (2013), appeared in all 13 games with six starts at safety. Finished with 16 tackles, a tackle for loss, two passes defensed, three blocked punts and two interceptions (one returned for a touchdown).
- As a redshirt freshman (2012), saw action in all 14 games (one start) and totaled 20 tackles (17 solo), two passes defensed and one forced fumble. He was named Georgia Tech's special teams player of the game twice.
- As a freshman (2011), redshirted.
- Majored in business administration at Georgia Tech.

**PERSONAL:**

- Attended Charlton County (Folkston, Ga.) High School and was a four-year letter winner.

- Named an All-State choice in 2009 and 2010 and was rated as 19th-best prospect in the state by the Atlanta Journal-Constitution.
- Helped lead Charlton County to regional titles in 2007, 2008 and 2009.
- As a senior, played quarterback and running back and rushed for 975 yards. Was chosen to play in the GACA North-South All-Star Game.
- As a junior, threw for 2,600 yards and rushed for 1,100 yards while completing 57 percent of his pass attempts.
- Follow Milton on Twitter at @cmilt912.
- Follow Milton on Instagram at @cmilt\_.
- Born Christopher Devon Milton on Sept. 15, 1992 in Waycross, Ga.

## CHRIS MILTON'S GAME-BY-GAME

### 2016 Indianapolis Colts

Date	Opp	W/L	P/S	Tot Solo Asst	Sk - Yds	QBP	TFL	Int - Yds	-TD	PD	FF	FR - Yds	SpT
Sept 11	Det	L	PS										
Sept 18	@ Den	L	PS										
Sept 25	SD	W	PS										
Oct 2	@ Jax	L	PS										
Oct 9	Chi	W	PS										
Oct 16	@ Hou	L	PS										
Oct 23	@ Ten	W	PS										
Oct 30	KC	L	PS										
Nov 6	@ GB	W	PS										
Nov 20	Ten	W	PS										
Nov 24	@ Pit	L	p	0	0	0	0.0	0.0	0	0	0	0	0
Dec 5	@ NYJ	W	p	0	0	0	0.0	0.0	0	0	0	0	1
Dec 11	Hou	L	p	0	0	0	0.0	0.0	0	0	0	0	0
Dec 18	@ Min	W	p	3	2	1	0.0	0.0	0	0	0	1	0
Dec 24	@ Oak	L	p	0	0	0	0.0	0.0	0	0	0	0	0
Jan 1	Jax	W	S	3	2	1	0.0	0.0	0	0	0	1	0
Totals	8-8	6/1	6	4	2	0.0	0.0	0	0	0	0	2	0

### 2017 Indianapolis Colts

Date	Opp	W/L	P/S	Tot Solo Asst	Sk - Yds	QBP	TFL	Int - Yds	-TD	PD	FF	FR - Yds	SpT
Sept 10	@ LAR	L	p	0	0	0	0.0	0.0	0	0	0	0	0
Sept 17	Ari	L	p	0	0	0	0.0	0.0	0	0	0	0	0
Sept 24	Cle	W	DNP										
Oct 1	@ Sea	L	IA										
Oct 8	SF	W	p	0	0	0	0.0	0.0	0	0	0	0	0
Oct 16	@ Ten	L	p	0	0	0	0.0	0.0	0	0	0	0	0
Oct 22	Jax	L	p	1	1	0	0.0	0.0	0	0	0	0	0
Oct 29	@ Cin	L	p	0	0	0	0.0	0.0	0	0	0	0	1
Nov 5	@ Hou	W	p	0	0	0	0.0	0.0	0	0	0	0	1
Nov 12	Pit	L	p	0	0	0	0.0	0.0	0	0	0	0	0
Nov 26	Ten	L	p	0	0	0	0.0	0.0	0	0	0	0	2
Dec 3	@ Jax	L	p	1	1	0	0.0	0.0	0	0	0	0	0
Dec 10	@ Buf	L	p	0	0	0	0.0	0.0	0	0	0	0	0
Dec 14	Den	L	p	0	0	0	0.0	0.0	0	0	0	0	0
Dec 23	@ Bal	L	p	0	0	0	0.0	0.0	0	0	0	0	0
Dec 31	Hou	W	p	2	2	0	0.0	0.0	0	0	0	0	0
Totals	4-12	14/0	4	4	0	0.0	0.0	0	0	0	0	0	5

### 2018 Indianapolis Colts

Date	Opp	W/L	P/S	Tot Solo Asst	Sk - Yds	QBP	TFL	Int - Yds	-TD	PD	FF	FR - Yds	SpT
Sept 9	Cin	L	p	0	0	0	0.0	0.0	0	0	0	0	0
Sept 16	@ Was	W	IA										
Sept 23	@ Phi	L	p	0	0	0	0.0	0.0	0	0	0	0	1
Sept 30	Hou	L	p	1	1	0	0.0	0.0	0	0	0	0	1
Oct 4	@ NE	L	p	2	1	1	0.0	0.0	0	0	0	0	0
Oct 14	@ NYJ	L	p	0	0	0	0.0	0.0	0	0	0	0	1
Oct 21	Buf	W	p	0	0	0	0.0	0.0	0	0	0	0	0
Oct 28	@ Oak	W	p	0	0	0	0.0	0.0	0	0	0	0	1
Nov 11	Jax	W	p	0	0	0	0.0	0.0	0	0	0	0	0
Nov 18	Ten	W	p	0	0	0	0.0	0.0	0	0	0	0	0
Nov 25	Mia	W	p	0	0	0	0.0	0.0	0	0	0	0	0
Dec 2	@ Jax	L	p	0	0	0	0.0	0.0	0	0	0	0	1

Dec 9	@ Hou	W	p	0	0	0	0.0	0.0	0	0	0	0	0
Dec 16	Dal	W	p	0	0	0	0.0	0.0	0	0	0	0	0
Dec 23	NYG	W	p	0	0	0	0.0	0.0	0	0	0	0	1
Dec 30	@ Ten	W	p	0	0	0	0.0	0.0	0	0	0	0	0
Totals	10-6	15/0	3	2	1	0.0	0.0	0	0	0	0	0	7

#### Playoffs

Jan 5	@ Hou	W	p	0	0	0	0.0	0.0	0	0	0	0	0
Jan 12	@ KC	L	p	0	0	0	0.0	0.0	0	0	0	0	2
Totals	1-1	2/0	0	0	0	0.0	0.0	0	0	0	0	0	2

### 2019 Tennessee Titans

Date	Opp	W/L	P/S	Tot Solo Asst	Sk - Yds	QBP	TFL	Int - Yds	-TD	PD	FF	FR - Yds	SpT
Sept 8	@ Cle	W	p	0	0	0	0.0	0.0	0	0	0	0	0
Sept 15	Ind	L	p	0	0	0	0.0	0.0	0	0	0	0	2
Sept 19	@ Jax	L	IA										
Sept 29	@ Atl	W	p	0	0	0	0.0	0.0	0	0	0	0	2
Oct 6	Buf	L	p	0	0	0	0.0	0.0	0	0	0	0	0
Oct 13	@ Den	L	IA										
Oct 20	LAC	W	IA										
Oct 27	TB	W	IA										
Nov 3	@ Car	L	IA										
Nov 10	KC	W	p	0	0	0	0.0	0.0	0	0	0	0	1
Nov 24	Jax	W	p	0	0	0	0.0	0.0	0	0	0	0	0
Dec 1	@ Ind												
Dec 8	@ Oak												
Dec 15	Hou												
Dec 22	NO												
Dec 29	@ Hou												
Totals	6-5	6/0	0	0	0	0.0	0.0	0	0	0	0	0	5

### 2020 Tennessee Titans

Date	Opp	W/L	P/S	Tot Solo Asst	Sk - Yds	QBP	TFL	Int - Yds	-TD	PD	FF	FR - Yds	SpT
Sept 14	@ Den	W	p	0	0	0	0.0	0.0	0	0	0	0	0
Sept 20	Jax	W	p	0	0	0	0.0	0.0	0	0	0	0	0
Sept 27	@ Min	W	p	0	0	0	0.0	0.0	0	0	0	0	1
Oct 13	Buf	W	p	0	0	0	0.0	0.0	0	0	0	0	1
Oct 18	Hou	W	p	0	0	0	0.0	0.0	0	0	0	0	0
Oct 25	Pit	L	p	0	0	0	0.0	0.0	0	0	0	0	0
Nov 1	@ Cin	L	p	0	0	0	0.0	0.0	0	0	0	0	0
Nov 8	Chi	W	p	0	0	0	0.0	0.0	0	0	0	0	1
Nov 12	Ind	L	p	0	0	0	0.0	0.0	0	0	0	0	0
Nov 22	@ Bal	W	p	0	0	0	0.0	0.0	0	0	0	0	0
Nov 29	@ Ind	W	p	0	0	0	0.0	0.0	0	0	0	0	0
Dec 6	Cle	L	p	0	0	0	0.0	0.0	0	0	0	0	0
Dec 13	@ Jax	W	p	0	0	0	0.0	0.0	0	0	0	0	0
Dec 20	Det	W	p	0	0	0	0.0	0.0	0	0	0	0	0
Dec 27	@ GB												
Jan 3	@ Hou												
Totals	10-4	14/0	0	0	0	0.0	0.0	0	0	0	0	0	3

## CHRIS MILTON'S NFL STATISTICS

REGULAR SEASON				TACKLES							INTERCEPTIONS					FUMBLES			
Year	Team	GP	GS	Tot	Solo	Asst	Sk	Yds	QBP	TFL	No	Yds	Lg	TD	PD	FF	FR	Yds	SpT
2016	Indianapolis	6	1	6	4	2	0.0	0.0	NA	NA	0	0	0	0	2	0	0	0	3
2017	Indianapolis	14	0	4	4	0	0.0	0.0	NA	NA	0	0	0	0	0	0	0	0	5
2018	Indianapolis	15	0	3	2	1	0.0	0.0	NA	NA	0	0	0	0	0	0	0	0	7
2019	Tennessee	6	0	0	0	0	0.0	0.0	0	0	0	0	0	0	0	0	0	0	5
2020	Tennessee	14	0	0	0	0	0.0	0.0	0	0	0	0	0	0	0	0	0	0	3
<b>NFL Totals</b>		<b>55</b>	<b>1</b>	<b>13</b>	<b>10</b>	<b>3</b>	<b>0.0</b>	<b>0.0</b>	<b>0</b>	<b>0</b>	<b>0</b>	<b>0</b>	<b>0</b>	<b>0</b>	<b>2</b>	<b>0</b>	<b>0</b>	<b>0</b>	<b>23</b>

PLAYOFFS				TACKLES							INTERCEPTIONS					FUMBLES				
Year	Team	GP	GS	Tot	Solo	Asst	Sk	Yds	QBP	TFL	No	Yds	Lg	TD	PD	FF	FR	Yds	SpT	
2018	Indianapolis	2	0	0	0	0	0.0	0.0	0	0	0	0	0	0	0	0	0	0	2	
2019	Tennessee	0	0	Injured Reserve							0	0	0	0	0	0	0	0	0	2
<b>NFL Totals</b>		<b>2</b>	<b>0</b>	<b>0</b>	<b>0</b>	<b>0</b>	<b>0.0</b>	<b>0.0</b>	<b>0</b>	<b>0</b>	<b>0</b>	<b>0</b>	<b>0</b>	<b>0</b>	<b>0</b>	<b>0</b>	<b>0</b>	<b>0</b>	<b>2</b>	

### Single-Game Highs

Tackles - 3 (Twice, last vs. Jacksonville 1/1/17)  
 Passes Defensed - 1 (Twice, last vs. Jacksonville 1/1/17)  
 Special Teams Tackles - 2 (Three times, last at Atlanta (9/29/19))

### Playoff Single-Game Highs

Special Teams Tackles - 2 at Kansas City (11/12/19)

### Additional Statistics

Special Teams Forced Fumbles - 1 (2017), 1 (2018)  
 Postseason Special Teams Forced Fumbles - 1 (2018)



# 52 DANIEL MUNYER

CENTER • 6'1" • 305 LBS • COLLEGE: COLORADO

ACQUIRED: FREE AGENT - 2019 • NFL EXPERIENCE (NFL/TITANS): 3/1

HOMETOWN: HARBOR CITY, CALIF.

GAMES PLAYED/GAMES STARTED: 19/1 (PLAYOFFS: 1/0)

**PRO:** The Titans signed offensive lineman Daniel Munyer to the practice squad during the 2019 season. The 6-foot-1-inch, 305-pounder originally signed with the Kansas City Chiefs as a rookie free agent following the 2015 NFL Draft. The Harbor City, Calif., native has also spent time with the Arizona Cardinals and Indianapolis Colts, and has appeared in 16 career games with one start at right guard. Munyer was a three-year starter at Colorado where he saw action in 43 games and made 39 starts at right guard and center.

#### TITANS TIDBITS:

- As a senior at Colorado, Munyer was awarded the department of communication's Academic Leadership Award for his dedication to learning and strong positive presence in the classroom.

#### CAREER TRANSACTIONS:

- The Harbor City, Calif., native was signed by the Kansas City Chiefs as a rookie free agent on May 19, 2015.
- Waived by the Chiefs on Sept. 5, 2015.
- Signed by the Chiefs to the team's practice squad on Sept. 8, 2015.
- Waived by the Chiefs on Oct. 13, 2015.
- Signed by the Chiefs to the team's practice squad on Nov. 30, 2015.
- Signed by the Chiefs to the active roster off of the practice squad on Dec. 2, 2015.
- Waived by the Chiefs on Dec. 8, 2015.
- Signed by the Chiefs to the team's practice squad on Dec. 10, 2015.
- Signed by the Chiefs to the active roster off of the practice squad on Jan. 5, 2016.
- Waived by the Chiefs on Sept. 3, 2016.
- Signed by the Chiefs to the team's practice squad on Sept. 5, 2016 and waived a day later.
- Signed by the Chiefs to the team's practice squad on Sept. 20, 2016.
- Waived by the Chiefs on Sept. 24, 2016.
- Signed by the Chiefs to the team's practice squad on Sept. 27, 2016.
- Waived by the Chiefs on Oct. 1, 2016.
- Signed by the Arizona Cardinals to the team's practice squad on Dec. 28, 2016.
- Signed by the Cardinals to a future's contract on Jan. 3, 2017.
- Re-signed by the Cardinals on March 22, 2018.
- Signed by the Indianapolis Colts as a free agent on July 24, 2019.
- Waived by the Colts on Aug. 31, 2019.
- Signed by the Titans to the team's practice squad on Oct. 8, 2019.
- Waived by the Titans on Nov. 5, 2019.
- Signed by the Titans to the team's practice squad on Nov. 13, 2019.
- Re-signed by the Titans on Jan. 20, 2020.
- Waived by the Titans on Nov. 7, 2020.
- Signed by the Titans to the team's practice squad on Nov. 10, 2020.
- Activated from the practice squad to the active roster standard elevation on Dec. 19, 2020.
- Activated from the practice squad to the active roster COVID-19 replacement on Jan. 9, 2021.

#### SEASON RECAPS:

**2020 (3/0, 0/0 - Tennessee):** Appeared as a reserve in the first three games. Was inactive for five games. Spent seven weeks on the team's practice squad. Was elevated to the active roster from the practice squad on gameday twice. Dressed but did not play in the postseason contest.

- At Denver (9/14), saw action as a reserve on special teams.

- Against Jacksonville (9/20), played as a reserve on special teams.
- At Minnesota (9/27), saw action as a reserve on special teams.
- Against Buffalo (10/13), was inactive.
- Against Houston (10/18), was inactive.
- Against Pittsburgh (10/25), was inactive.
- At Cincinnati (11/1), was inactive.
- Against Detroit (12/20), was inactive.
- Against Baltimore (1/10), dressed but did not play.

**2019 (0/0, 0/0 - Tennessee):** Spent a total of 10 weeks during the regular season and three weeks during the postseason on the practice squad.

**2018 (14/1 - Arizona):** Saw action in a career-high 14 games for the Cardinals and made his first career start at right guard.

- Against Denver (10/18), made his first career start.

**2017 (1/0 - Arizona):** Appeared in one game on the season as a reserve on the offensive line before being placed on injured reserve on Nov. 6. Dressed but did not play in four contests.

**2016 (0/0 - Kansas City):** Spent part of the season on the Chiefs practice squad.

**2015 (1/0; 1/0 - Kansas City):** Appeared in one regular season game and one postseason contest as a rookie.

- At Oakland (12/6), made his NFL debut on special teams.
- At Houston (1/9/16), saw action as a reserve at center on Wild Card Weekend.

#### COLLEGE:

- In four seasons at Colorado (2011-14), Munyer played in 43 games with 39 starts, including 36 consecutive starts over his final three seasons. 30 of his starts came at right guard and he made six starts at center.
- As a senior (2014), started all 12 games at right guard and earned honorable mention All-Pac-12 and first-team All-Colorado honors from the National Football Foundation.
- As a junior (2013), started all 12 games at right guard.
- As a sophomore (2012), started all 12 games and earned honorable mention All-Pac-12 recognition. Made six starts at center.
- As a redshirt freshman (2011), appeared in seven games and made three starts.
- Redshirted in 2010.
- Graduated from Colorado with a degree in communications.

#### PERSONAL:

- Attended Notre Dame (Calif.) High School where he earned all-state, all-area, all-league and all-conference honors as a senior.
- Was a three-year starter on the offensive line and started one season on the defensive line.
- Also lettered in track and field.
- Follow Munyer on Instagram at @bigmuney52.
- Born Daniel Munyer on March 4, 1992 in Harbor City, Calif.

## DANIEL MUNYER'S NFL STATISTICS

### REGULAR SEASON

Year	Team	GP	GS
2015	Kansas City	1	0
2017	Arizona	1	0
2018	Arizona	14	1
2020	Tennessee	3	0
<b>NFL Totals</b>		<b>19</b>	<b>1</b>

### PLAYOFFS

Year	Team	GP	GS
2015	Kansas City	1	0
2020	Tennessee	0	0
<b>NFL Totals</b>		<b>1</b>	<b>0</b>

### Starts Breakdown:

2018 - 1 RG



**91 LARRELL MURCHISON**

DEFENSIVE LINEMAN • 6'2" • 297 LBS • COLLEGE: NORTH CAROLINA STATE  
 ACQUIRED: 5TH ROUND - 2019 • NFL EXPERIENCE: ROOKIE  
 HOMETOWN: ELIZABETHTOWN, N.C.  
 GAMES PLAYED/GAMES STARTED: 10/0 (PLAYOFFS: 1/0)

**PRO:** The Titans selected Larrell Murchison in the fifth round of the 2020 NFL Draft. The 6-foot-2, 297-pound defensive lineman displays great power and quickness and has the ability to play multiple positions along the defensive front. He was an All-ACC performer as a senior at N.C. State and amassed 11 sacks and 20 tackles for loss in his two seasons with the Wolfpack.

**CAREER HIGHLIGHTS:**

- Murchison was named second-team All-ACC after leading the Wolfpack with a 12 tackles for loss and seven sacks as a senior in 2019.
- After his debut season on the field in 2018, Murchison received N.C. State's Cary Brewbaker Award for Defensive Lineman of the Year, as well as the Alpha Wolf Rising Award, which is given to the Most Improved Player.

**TITANS TIDBITS:**

- Larrell's fraternal brother, Farrell, who played running back at Winston Salem State, was diagnosed with testicular cancer in 2018. Larrell supported him through the treatment and recovery. "My role was to stay strong for him. We're extremely close, and it was hard. But we got through it, and he's now cancer free and about to graduate."
- Murchison grew up working with his mother at her restaurant in Elizabethtown called Glenda's Just Desserts and Lunch Counter, which she has owned for 10 years. He would work doing whatever needed to be done – mopping floors, sweeping, waiting tables and taking orders. "Everything is good, but if you go I'd say start with the fried pork chops, mac and cheese and cabbage."
- Murchison loves everything music and enjoys playing the drums. His dad played drums in the church when he was younger, and he just followed in his footsteps.

**CAREER TRANSACTIONS:**

- The Elizabethtown, N.C., native was selected by the Titans in the fifth round (174th overall) of the 2020 NFL Draft.

**SEASON RECAPS:**

**2020 (10/0, 1/0):** Played in 10 games as a rookie and registered five tackles, including a stop for loss. Was inactive for six games. Appeared as a reserve in the postseason contest and notched a tackle. Made his NFL debut against Jacksonville (9/20/20).

- At Denver (9/14), was inactive.
- Against Jacksonville (9/20), played as a reserve on the defensive front in his first NFL contest and posted a tackle.
- At Minnesota (9/27), saw action as a reserve at defensive end.
- Against Buffalo (10/13), played as a reserve on the defensive front and tallied two tackles, including a stop for loss. Combined with Chris Jackson to stuff Devin Singletary for a three-yard loss on a rush up the middle in the first quarter.
- Against Houston (10/18), saw action as a reserve at defensive end.
- Against Pittsburgh (10/25), played as a reserve on the defensive line.
- At Cincinnati (11/1), saw action as a reserve at defensive end.
- Against Chicago (11/8), played as a reserve on the defensive front.
- Against Indianapolis (11/12), saw limited action as a reserve on the defensive front before leaving the game late in the first quarter with an injury.
- At Baltimore (11/22), was inactive.
- At Indianapolis (11/29), was inactive.
- Against Cleveland (12/6), was inactive.

- At Jacksonville (12/13), returned to the lineup as a reserve on the defensive front and notched a tackle. Teamed with David Long Jr. to stuff Devine Ozigbo for a two-yard loss on a short pass late in the fourth quarter.
- Against Detroit (12/20), was inactive.
- At Green Bay (12/27), was inactive.
- At Houston (1/3), played as a reserve at defensive end and notched a tackle in the Titans' division-clinching victory.
- Against Baltimore (1/10), saw action as a reserve on the defensive front and posted a tackle in his postseason debut.

**COLLEGE:**

- During a two-year stint as a defensive tackle at North Carolina State, Murchison started in all 25 contests. He finished his Wolfpack career with 85 tackles, 11 sacks, 20 tackles for loss, five quarterback hits, an interception, three passes defended and three fumble recoveries. He started his collegiate career at Louisburg College and was named a NJCAA junior-college honorable mention All-American.

**AS A SENIOR (2019),** started all 12 games at defensive tackle and registered 51 tackles. Led the Wolfpack with 12 tackles for loss and seven sacks.

- Named second-team All-ACC choice by the league and honorable mention All-ACC by Pro Football Focus.
- Ranked sixth in the ACC in sacks with 0.58 per game - the No. 52 mark in the FBS.
- At Florida State (9/28), named the ACC defensive lineman of the week for the second time in his career after posting 3.5 sacks against the Seminoles.
- Invited to play at the Reese's Senior Bowl and recorded a tackle and a pass breakup in the game, but was a head-turner during bowl-week practices.

**AS A REDSHIRT JUNIOR (2018),** started all 13 games at defensive tackle and posted 34 tackles, four sacks, eight tackles for loss, an interception, two passes defended and a fumble recovery. Ranked second on the team with four sacks.

- Earned the team's Cary Brewbaker Award for Defensive Lineman of the Year, as well as the Alpha Wolf Rising Award, which is given to the Most Improved Player.
- Against Virginia (9/29), tallied four tackles for loss and three sacks in the victory.
- Against Florida State (11/3), posted his first career interception in the win over the Seminoles.

**AS A JUNIOR (2017),** redshirted the season after transferring from Louisburg College.

**AS A SOPHOMORE (2016),** posted 41 tackles, 17.5 tackles for loss and 5.5 sacks for a Louisburg team that finished with 9-0 record.

- Named a NJCAA junior-college honorable mention All-American and was ranked the No. 42 JUCO nationally according to Scout.com.

**AS A FRESHMAN (2015),** attended Louisburg College in North Carolina and tallied 18 tackles, 1.5 sacks and six tackles for loss.

- Graduated in the summer of 2019 with a degree in sport management from North Carolina State.

**PERSONAL:**

- Attended East Bladen (Elizabethtown, N.C.) High School and was a

three-year starter at fullback and defensive end.

- As a senior, rushed for 545 yards with five touchdowns while averaging 7.7 yards per carry. Recorded 83 total tackles, including 31 solo stops on defense.
- Was named first-team all-area at defensive line and second-team all-area at fullback.
- Also played basketball and baseball where he was an outfielder and catcher.
- Son of Glenda and Milton Murchison and has two brothers and two sisters.
- Follow Murchison on Twitter at @Murchboy92.
- Follow Murchison on Instagram at @thraxrell1.

• Born Larrell Montale Murchison on April 24, 1997, in Elizabethtown, N.C.

## LARRELL MURCHISON'S COLLEGE STATISTICS

REGULAR SEASON				TACKLES								INTERCEPTIONS					FUMBLES		
Year	Team	GP	GS	Tot	Solo	Asst	Sk	Yds	TFL	Yds	No	Yds	Lg	TD	PD	FF	FR	Yds	
2015	Louisburg CC	8	8	18	13	5	1.5	6.0	6.0	21.0	0	0	-	0	0	0	1	0	
2016	Louisburg CC	9	9	41	29	12	5.5	40.0	17.5	69.0	0	0	-	0	0	1	0	0	
2017	N.C. State			Redshirted															
2018	N.C. State	13	13	34	16	18	4.0	21.0	8.0	28.0	1	0	0	0	2	0	1	0	
2019	N.C. State	12	12	51	24	27	7.0	40.0	12.0	58.0	0	0	-	0	1	0	2	0	
<b>College Totals</b>		<b>42</b>	<b>42</b>	<b>144</b>	<b>82</b>	<b>62</b>	<b>16.5</b>	<b>107.0</b>	<b>43.5</b>	<b>176.0</b>	<b>1</b>	<b>0</b>	<b>0</b>	<b>0</b>	<b>3</b>	<b>1</b>	<b>4</b>	<b>0</b>	

### N.C. State Single-Game Highs

Tackles - 6 (Five ties, last vs. Syracuse 10/10/19)

Sacks - 3.5 at Florida State (9/28/19)

Tackles for Loss - 4 vs. Virginia (9/29/18)

Fumble Recoveries - 2 at Georgia Tech (11/21/19)

Interception - 1 vs. Florida State (11/3/18)

Passes Defensed - 1 (Three times, last vs. Clemson 11/9/19)

## LARRELL MURCHISON'S DEFENSIVE GAME-BY-GAME

### 2020 Tennessee Titans

Date	Opp	W/L	P/S	Tot	Solo	Asst	Sk	-Yds	QBP	TFL	Int	-Yds	TD	PD	FF	FR	-Yds	SpT
Sept 14	@ Den	W	IA															
Sept 20	Jax	W	p	1	0	1	0.0	0.0	0	0	0	0	0	0	0	0	0	0
Sept 27	@ Min	W	p	0	0	0	0.0	0.0	0	0	0	0	0	0	0	0	0	0
Oct 13	Buf	W	p	2	1	1	0.0	0.0	0	1	0	0	0	0	0	0	0	0
Oct 18	Hou	W	p	0	0	0	0.0	0.0	0	0	0	0	0	0	0	0	0	0
Oct 25	Pit	L	p	0	0	0	0.0	0.0	0	0	0	0	0	0	0	0	0	0
Nov 1	@ Cin	L	p	0	0	0	0.0	0.0	0	0	0	0	0	0	0	0	0	0
Nov 8	Chi	W	p	0	0	0	0.0	0.0	0	0	0	0	0	0	0	0	0	0
Nov 12	Ind	L	p	0	0	0	0.0	0.0	0	0	0	0	0	0	0	0	0	0
Nov 22	@ Bal	W	IA															
Nov 29	@ Ind	W	IA															

Dec 6	Cle	L	IA															
Dec 13	@ Jax	W	p	1	0	1	0.0	0.0	0	0	0	0	0	0	0	0	0	0
Dec 20	Det	W	IA															
Dec 27	@ GB	L	IA															
Jan 3	@ Hou	W	p	1	0	1	0.0	0.0	0	0	0	0	0	0	0	0	0	0
<b>Totals</b>	<b>11-5</b>	<b>10/0</b>		<b>5</b>	<b>1</b>	<b>4</b>	<b>0.0</b>	<b>0.0</b>	<b>0</b>	<b>1</b>	<b>0</b>	<b>0</b>	<b>0</b>	<b>0</b>	<b>0</b>	<b>0</b>	<b>0</b>	<b>0</b>

### Playoffs

Jan 10	Bal	L	p	1	0	1	0.0	0.0	0	0	0	0	0	0	0	0	0	0
<b>Totals</b>	<b>0-1</b>	<b>1/0</b>		<b>1</b>	<b>0</b>	<b>1</b>	<b>0.0</b>	<b>0.0</b>	<b>0</b>	<b>0</b>	<b>0</b>	<b>0</b>	<b>0</b>	<b>0</b>	<b>0</b>	<b>0</b>	<b>0</b>	<b>0</b>

## LARRELL MURCHISON'S NFL STATISTICS

REGULAR SEASON				TACKLES								INTERCEPTIONS					FUMBLES			
Year	Team	GP	GS	Tot	Solo	Asst	Sk	Yds	QBP	TFL	No	Yds	Lg	TD	PD	FF	FR	Yds	SpT	
2020	Tennessee	10	0	5	1	4	0.0	0.0	0	1	0	0	0	0	0	0	0	0	0	
<b>NFL Totals</b>		<b>10</b>	<b>0</b>	<b>5</b>	<b>1</b>	<b>4</b>	<b>0.0</b>	<b>0.0</b>	<b>0</b>	<b>1</b>	<b>0</b>	<b>0</b>	<b>0</b>	<b>0</b>	<b>0</b>	<b>0</b>	<b>0</b>	<b>0</b>	<b>0</b>	

PLAYOFFS				TACKLES								INTERCEPTIONS					FUMBLES			
Year	Team	GP	GS	Tot	Solo	Asst	Sk	Yds	QBP	TFL	No	Yds	Lg	TD	PD	FF	FR	Yds	SpT	
2020	Tennessee	1	0	1	0	1	0.0	0.0	0	0	0	0	0	0	0	0	0	0	0	
<b>NFL Totals</b>		<b>1</b>	<b>0</b>	<b>1</b>	<b>0</b>	<b>1</b>	<b>0.0</b>	<b>0.0</b>	<b>0</b>	<b>0</b>	<b>0</b>	<b>0</b>	<b>0</b>	<b>0</b>	<b>0</b>	<b>0</b>	<b>0</b>	<b>0</b>	<b>0</b>	

### Single-Game Highs

Tackles - 2 vs. Buffalo (10/13/20)

Tackles For Loss - 1 vs. Buffalo (10/13/20)

### Playoff Single-Game Highs

Tackles - 1 vs. Baltimore (1/10/21)





**78 MARSHALL NEWHOUSE**

TACKLE • 6'4" • 330 LBS • COLLEGE: TEXAS CHRISTIAN  
 ACQUIRED: FREE AGENT - 2020  
 NFL EXPERIENCE (NFL/TITANS): 11/1 • HOMETOWN: DALLAS, TEXAS  
 GAMES PLAYED/GAMES STARTED: 133/81 (PLAYOFFS: 8/3)



### Super Bowl: 2010

**PRO:** The Titans signed veteran tackle Marshall Newhouse to the practice squad during Week 12 of the 2020 NFL season to bring experience and depth to the tackle position. The 6-foot-4-inch, 330-pounder was originally drafted by the Green Bay Packers in the fifth round (169th overall) of the 2010 NFL Draft and has appeared in 129 career games with 81 starts for the Green Bay Packers (2010-13), Cincinnati Bengals (2014), New York Giants (2015-16), Oakland Raiders (2017), Buffalo Bills (2018), Carolina Panthers (2018) and New England Patriots (2019). Newhouse has made starts at right tackle (56), left tackle (20), left guard (3), and as an extra offensive lineman (2). The Dallas, Texas native has appeared in seven postseason contests with three starts at right tackle.

### CAREER HIGHLIGHTS:

- Newhouse has started games at right tackle, left tackle, left guard, and as an extra offensive lineman during his NFL career and has helped his team reach the postseason in six different seasons.
- In 2011, he appeared in 16 games with 13 starts (10 at left tackle, three at right tackle) and helped the Packers offense set franchise records for points (560), total net yards (6,482), net passing yards (4,924) and fewest giveaways (14). Helped block for QB Aaron Rodgers to set a NFL single-season record for passer rating (122.5).
- In 2012, Newhouse started all 16 games and both playoff contests at right tackle, and was one of only two Packers to play every offensive snap as the team finished fifth in the NFL in scoring (27.1 points per game).
- In 2015, started all 14 games in which he played at right tackle in his first season with the Giants. Helped the team finish sixth in the NFL in scoring (26.3 points per game) and eighth in total offense (372.3 yards per game). Helped block for QB Eli Manning to throw 35 touchdown passes and set a franchise record with 387 completions.
- In 2017, started all 14 games in which he played at right tackle for the Oakland Raiders and was part of a line that surrendered just 24 sacks on the year, tied for third-fewest in the NFL.

### TITANS TIDBITS:

- Newhouse was a member of the Packers Super Bowl XLV team in 2010.
- Newhouse has a large interest in the tech community. "My dad is a computer programmer, so that's how I got started. When I was a kid, I started building PCs and I was into computer PC gaming."
- He attended SXSW in 2017 and spoke on a panel about wearable technology.
- Father, John, played running back at the University of Houston and was a part of three Cotton Bowl teams (1977, 1979-80).
- Cousin, the late Robert Newhouse, played fullback for 12 seasons with the Dallas Cowboys (1972-83).

### CAREER TRANSACTIONS:

- The Dallas, Texas native was selected by the Green Bay Packers in the fifth round (169th overall) of the 2010 NFL Draft.
- Signed by the Cincinnati Bengals on March 21, 2014.
- Signed by the New York Giants on March 11, 2015.
- Signed by the Oakland Raiders on March 13, 2017.
- Signed by the Buffalo Bills on March 19, 2018.
- Traded from the Bills to the Carolina Panthers for a 2021 conditional pick on Sept. 25, 2018.
- Signed by the New Orleans Saints on May 22, 2019.
- Waived-injured by the Saints on Sept. 1, 2019.
- Signed by the New England Patriots on Sept. 11, 2019.

- Signed by the Titans to the team's practice squad on Nov. 27, 2020.
- Activated from the practice squad to the active roster standard elevation on Dec. 5, 2020.
- Signed by the Titans to their active roster from the practice squad on Dec. 11, 2020.

### SEASON RECAPS:

**2020 (4/0, 1/0 - Tennessee):** Appeared in four games as a reserve. Dressed but did not play in one contest. Spent one game on the team's practice squad. Was elevated to the active roster from the practice squad on gameday once. Played as a reserve in the postseason.

- Against Cleveland (12/6), dressed but did not play.
- At Jacksonville (12/13), made his Titans' debut as a reserve at right tackle late in the game.
- Against Detroit (12/20), saw action as a reserve on special teams.
- At Green Bay (12/27), saw limited action as a reserve at right tackle late in the fourth quarter.
- At Houston (1/3), played as a reserve on special teams and as an extra lineman on goalline packages in the Titans' division-clinching victory.
- Against Baltimore (1/10), saw action as a reserve on special teams.

**2019 (15/9, 1/0 - New England):** Signed by the Patriots during Week 2 and appeared in 15 games with nine starts on the season (eight at left tackle, one at right tackle). Started his first contest as a Patriot at right tackle in Week 2, but switched to left tackle mid-game. Started the following eight games at left tackle. Saw action in New England's one postseason game. Spent the offseason with the New Orleans Saints but was waived-injured during roster cuts.

- At Miami (9/15), started at right tackle four days after being signed. Switched mid-game to left tackle due to injuries suffered on the offensive line.

**2018 (3/0 - Buffalo; 11/2 - Carolina):** Played in three games for the Bills before being traded to the Carolina Panthers on Sept. 25 in exchange for a 2021 conditional draft pick. Appeared in 11 games with two starts at left tackle for the Panthers.

- Against New Orleans (12/17), made his first start of the season at left tackle.

**2017 (14/14 - Oakland):** Started 14 games at right tackle and was part of a line that surrendered just 24 sacks on the year, tied for third-fewest in the NFL. Helped pave the way for 1,554 rushing yards and an average of 4.4 yards per carry.

- Against N.Y. Jets (9/17), started at right tackle and opened holes for rushers to gain 180 yards and the team to amass 410 total yards of offense.

**2016 (10/6; 1/1 - New York Giants):** Saw action in 10 games with six starts, starting three contests at left guard and three at right tackle. Missed five games due to injury. Started the team's lone postseason contest.

- Against Chicago (11/20), started at left guard and was part of a line that opened lanes for rushers to gain 102 yards and did not allow a sack.
- At Washington (1/1/17), started at right tackle and helped the offense rush for a season-high 161 yards.
- At Green Bay on Wild Card Weekend (1/8/17), started at right tackle.

**2015 (14/14 - New York Giants):** Started 14 games at right tackle in his first season with the Giants. Part of an offensive line that helped the team finish sixth in the NFL in scoring (26.3 points per game) and eighth in total offense (372.3 yards per game). Helped QB Eli Manning throw 35

touchdown passes and set a franchise record with 387 completions.

**2014 (15/5; 1/0 - Cincinnati):** Played in 15 games and made five starts, three at right tackle and two as an extra offensive lineman. Appeared in one postseason contest.

- At New Orleans (11/16), started at right tackle and was part of a line that helped the team rush for 186 yards and allowed only one sack.
- At Cleveland (12/4), started as an extra offensive lineman and helped the offense amass 244 rushing yards, the highest franchise total since 2004.

**2013 (15/2; 1/0 - Green Bay):** Saw action in 15 games with two starts at right tackle. Appeared in the team's playoff game.

- At N.Y. Giants (11/17), started at right tackle.
- Against Minnesota (11/24), started at right tackle.
- Against San Francisco on Wild Card Weekend (1/5/14), entered the game in the fourth quarter at left tackle.

**2012 (16/16; 2/2 - Green Bay):** Started all 16 games and both playoff contests at right tackle and was one of only two Packers to play every offensive snap as the team finished fifth in the NFL in scoring (27.1 points per game).

**2011 (16/13; 1/0 - Green Bay):** Saw action in 16 games with 13 starts. Made 10 starts at left tackle and three at right tackle. Helped the Packers offense set franchise records for points (560), total net yards (6,482), net passing yards (4,924) and fewest giveaways (14). Helped block for QB Aaron Rodgers to set a NFL single-season record for passer rating (122.5). Appeared in the club's postseason game.

- Against New Orleans (9/8), made his NFL debut on special teams.
- At Chicago (9/25), saw action as a reserve at right tackle and helped the team post 392 yards of offense.
- Against Denver (10/2), made his first career start at right tackle. Blocked for an offense that amassed 507 total yards including 408 passing yards.
- Against St. Louis (10/16), started his first career game at left tackle. Blocked for an offense that produced 316 passing yards.
- Against N.Y. Giants in the Divisional Round (1/15/12), made his postseason debut.

**2010 (0/0; 0/0 - Green Bay):** Inactive in 14 games. Placed on injured reserve on December 31.

**COLLEGE:**

- Played in all 52 games over four seasons at TCU (2006-09) and made 38 starts at left tackle. Started every game except one in his final three seasons.
- As a senior (2009), appeared in all 13 games and made 12 starts. Was a member of a TCU team that posted the school's first undefeated regular season in 71 years, as well as its first-ever BCS bowl bid with an appearance in the Fiesta Bowl. Helped the Horned Frogs ranked in the top-10 nationally in scoring offense (38.3 points per game), total offense (456.7 yards per game) and rushing offense (239.5 yards per game). Was part of an offensive line that allowed just 12 sacks, which ranked sixth nationally. Set single-season school records for points scored (498) and total offense (5,937 yards). Earned third team All-American honors by Rivals.com and was an honorable mention All-America selection by SI.com. Earned first team All-Mountain West Conference recognition. Appeared on the Rotary Lombardi Award Watch List.
- As a junior (2008), started all 13 games at left tackle for the second consecutive season. Earned second team All-Mountain West Conference honors. Helped the Horned Frogs average 220.2 yards per game rushing which ranked 11th in the nation, and score 39 rushing touchdowns, tied for fifth in the country.
- As a sophomore (2007), started all 13 games at left tackle and earned honorable mention All-Mountain West Conference recognition.
- As a freshman (2006), appeared in all 13 games as a true freshman.
- Majored in advertising and public relations with a minor in art.

**PERSONAL:**

- Attended Lakeland Highlands (Texas) High School where he earned first team All-District 10-5A and offensive line MVP honors as a senior.
- Two-year letterman in football. Also lettered in track and field, weightlifting and wrestling.
- Was the 2006 UIL Texas state shot put champion.
- Competed in powerlifting and earned third place in the 2005 state

championship.

- Participated in numerous clubs in high school including horticulture and Japanese clubs.
- Son of Sharon and John Newhouse.
- Father, John, played running back at the University of Houston and was a part of three Cotton Bowl teams (1977, 1979-80).
- Cousin, the late Robert Newhouse, played fullback for 12 seasons with the Dallas Cowboys (1972-83).
- Follow Newhouse on Twitter and on Instagram @MNewhouse73 .
- Born Marshall Edward Newhouse on Sept. 29, 1988 in Dallas, Texas.

**MARSHALL NEWHOUSE'S NFL STATISTICS**

**REGULAR SEASON**

Year	Team	GP	GS
2010	Green Bay	0	0
2011	Green Bay	16	13
2012	Green Bay	16	16
2013	Green Bay	15	2
2014	Cincinnati	15	5
2015	N.Y. Giants	14	14
2016	N.Y. Giants	10	6
2017	Oakland	14	14
2018	Buffalo	3	0
	Carolina	11	2
2019	New England	15	9
2020	Tennessee	4	0
<b>NFL Totals</b>		<b>133</b>	<b>81</b>

**PLAYOFFS**

Year	Team	GP	GS
2011	Green Bay	1	0
2012	Green Bay	2	2
2013	Green Bay	1	0
2014	Cincinnati	1	0
2016	N.Y. Giants	1	1
2019	New England	1	0
2020	Tennessee	1	0
<b>NFL Totals</b>		<b>8</b>	<b>3</b>

**Starts Breakdown:**

2011 - LT 10, RT 3; 2012 - RT 16 (Playoffs - RT 2); 2013 - RT 2; 2014 - RT 3, extra OL 2; 2015 - RT 14; 2016 - LG 3, RT 3 (Playoffs - RT 1); 2017 - 14 RT; 2018 - LT 2; 2019 - LT 8, RT 1

**Additional Career Statistics**

Tackles - 3 (2012), 1 (2014)



**36 KAREEM ORR**

**CORNERBACK • 5'11" • 195 LBS • COLLEGE: CHATTANOOGA**  
**ACQUIRED: FREE AGENT - 2019 • NFL EXPERIENCE (NFL/TITANS): 1/1**  
**HOMETOWN: CHATTANOOGA, TENN.**  
**GAMES PLAYED/GAMES STARTED: 7/0 (PLAYOFFS: 0/0)**

**PRO:** The Titans originally signed Kareem Orr as a free agent on May 13, 2019 following a tryout at rookie minicamp. The 5-foot-11-inch, 195-pound cornerback spent the majority of his rookie campaign on the Titans' practice squad but did appear in two games and made nine tackles and a special teams stop. He appeared in 20 games with 18 starts over two seasons at Chattanooga and totaled 81 tackles, six tackles for loss, five interceptions, 13 passes defended, one forced fumble and three fumble recoveries. Orr played his first two seasons at Arizona State prior to transferring to Chattanooga, and was a consensus Freshman All-American after collecting six interceptions in 2015.

**TITANS TIDBITS:**

- Orr transferred to Chattanooga from Arizona State after his sophomore season because of the birth of his daughter, Scottie Jade.
- Orr is a big Liverpool fan and loves playing FIFA.

**CAREER TRANSACTIONS:**

- The Chattanooga, Tenn., native was signed by the Titans as a rookie free agent on May 13, 2019.
- Waived by the Titans on Aug. 31, 2019 and signed to the team's practice squad a day later.
- Signed by the Titans to their active roster from the practice squad on Oct. 26, 2019.
- Waived by the Titans on Oct. 28, 2019 and signed to the team's practice squad two days later.
- Signed by the Titans to their active roster from the practice squad on Nov. 26, 2019.
- Waived by the Titans on Dec. 14, 2019 and signed to the team's practice squad two days later.
- Signed by the Titans to a future's contract on Jan. 20, 2020.
- Waived by the Titans on Sept. 5, 2020 and signed to the team's practice squad a day later.
- Activated from the practice squad to the active roster COVID-19 replacement on Oct. 13, 2020.
- Activated from the practice squad to the active roster standard elevation on Oct. 17, 2020.
- Signed by the Titans to their active roster from the practice squad on Oct. 31, 2020.

**SEASON RECAPS:**

**2020 (5/0, 0/0):** Played in five games as a reserve and registered five tackles and two special teams stops. Was inactive for three games and did not play in another contest. Placed on injured reserve on Nov. 21 and missed three regular season games. Activated from injured reserve designated for return on Dec. 12. Spent four weeks on the team's practice squad. Was elevated to the active roster from the practice squad on gameday twice. Was inactive for the postseason contest.

- Against Buffalo (10/13), made his season debut as a reserve at cornerback and tallied four tackles. Collected a fumble recovery on special teams coverage units. Recovered an Andre Roberts fumble on a kickoff return that was forced by David Long Jr. late in the fourth quarter.
- Against Houston (10/18), played as a reserve on special teams.
- At Cincinnati (11/1), saw action as a reserve at cornerback and posted a tackle. Notched a special teams tackle on coverage units.
- Against Chicago (11/8), was inactive.
- Against Indianapolis (11/12), dressed but did not see action.
- At Jacksonville (12/13), returned to the lineup and played as a reserve on special teams.
- Against Detroit (12/20), notched a special teams tackle on coverage units.

- At Green Bay (12/27), was inactive.
- At Houston (1/3), was inactive.
- Against Baltimore (1/10), was inactive.

**2019 (2/0):** Saw action as a reserve in two games during his rookie campaign and collected nine tackles and a special teams stop. Did not play in one contest. Spent the first seven weeks on the Titans' practice squad before being elevated to the active roster in Week 8. Spent Weeks 9-12 on the practice squad before being signed to the active roster prior to Week 13. Spent the final five weeks, including all three postseason contests, on the Titans' practice squad. Tied for the team lead in special teams tackles once in 2019 (at OAK). Appeared in his first career NFL contest at Indianapolis (12/1/19).

- Against Tampa Bay (10/27), dressed but did not play.
- At Indianapolis (12/1), made his NFL debut as a reserve at cornerback and posted nine tackles.
- At Oakland (12/8), played as a reserve on special teams and tied for the team lead with a special teams tackle on coverage units.

**COLLEGE:**

- As a senior (2018), started all 11 games and tallied a career-high 45 tackles. Posted 1.5 tackles for loss, four interceptions, a team-leading 10 passes defended and one fumble recovery. Earned First Team All-Southern Conference recognition by the league's coaches and media.
- As a junior (2017), transferred to Chattanooga from Arizona State after the 2016 season. Saw action in nine games with seven starts and tallied 36 tackles, 4.5 tackles for loss, one interception, three passes defended, one forced fumble and two fumble recoveries.
- As a sophomore (2016), played in 11 games at Arizona State and recorded 53 tackles, one tackle for loss, one interception and five passes defended.
- As a freshman (2015), appeared in 12 games and posted 38 tackles, 1.5 tackles for loss, six interceptions, two passes defended and one forced fumble. Was a consensus Freshman All-American after setting the program's freshman record and finished seventh nationally in interceptions.
- Majored in communications at Chattanooga.

**PERSONAL:**

- Attended Notre Dame (Chattanooga, Tenn.) High School where he was rated the No. 49 corner in the nation by 24/7 Sports, the No. 56 corner by Scout, the No. 57 corner by Rivals, and the No. 68 corner by ESPN.
- Also played soccer in high school.
- Son of Marion Orr.
- Follow Orr on Twitter @reemknows1.
- Follow Orr on Instagram @kareemorri1.
- Born Kareem Rasheed Orr on Jan. 2, 1997 in Chattanooga, Tenn.

## KAREEM ORR'S DEFENSIVE GAME-BY-GAME

### 2019 Tennessee Titans

Date	Opp	W/L	P/S	Tot Solo	Asst	Sk	- Yds	QBP	TFL	Int - Yds	-TD	PD	FF	FR - Yds	SpT
Sept 8	@ Cle	W	PS												
Sept 15	Ind	L	PS												
Sept 19	@ Jax	L	PS												
Sept 29	@ Atl	W	PS												
Oct 6	Buf	L	PS												
Oct 13	@ Den	L	PS												
Oct 20	LAC	W	PS												
Oct 27	TB	WDNP													
Nov 3	@ Car	L	PS												
Nov 10	KC	W	PS												
Nov 24	Jax	W	PS												
Dec 1	@ Ind	W	p	9	7	2	0.0	0.0	0	0	0	0	0	0	0
Dec 8	@ Oak	W	p	0	0	0	0.0	0.0	0	0	0	0	0	0	1
Dec 15	Hou	L	PS												
Dec 22	NO	L	PS												
Dec 29	@ Hou	W	PS												
<b>Totals</b>			<b>9-7</b>	<b>2/0</b>	<b>9</b>	<b>7</b>	<b>2</b>	<b>0.0</b>	<b>0.0</b>	<b>0</b>	<b>0</b>	<b>0</b>	<b>0</b>	<b>0</b>	<b>1</b>
<b>Playoffs</b>															
Jan 4	@ NE	W	PS												
Jan 11	@ Bal	W	PS												
Jan 19	@ KC	L	PS												
<b>Totals</b>			<b>2-1</b>	<b>0/0</b>	<b>0</b>	<b>0</b>	<b>0</b>	<b>0.0</b>	<b>0.0</b>	<b>0</b>	<b>0</b>	<b>0</b>	<b>0</b>	<b>0</b>	<b>0</b>

### 2020 Tennessee Titans

Date	Opp	W/L	P/S	Tot Solo	Asst	Sk	- Yds	QBP	TFL	Int - Yds	-TD	PD	FF	FR - Yds	SpT
Sept 14	@ Den	W	PS												
Sept 20	Jax	W	PS												
Sept 27	@ Min	W	PS												
Oct 13	Buf	W	p	4	4	0	0.0	0.0	0	0	0	0	0	0	0
Oct 18	Hou	W	p	0	0	0	0.0	0.0	0	0	0	0	0	0	0
Oct 25	Pit	L	PS												
Nov 1	@ Cin	L	p	1	1	0	0.0	0.0	0	0	0	0	0	0	1
Nov 8	Chi	W	IA												
Nov 12	Ind	L	DNP												
Nov 22	@ Bal	W	IR												
Nov 29	@ Ind	W	IR												
Dec 6	Cle	L	IR												
Dec 13	@ Jax	W	p	0	0	0	0.0	0.0	0	0	0	0	0	0	0
Dec 20	Det	W	p	0	0	0	0.0	0.0	0	0	0	0	0	0	1
Dec 27	@ GB	L	IA												
Jan 3	@ Hou	W	IA												
<b>Totals</b>			<b>11-5</b>	<b>5/0</b>	<b>5</b>	<b>5</b>	<b>0</b>	<b>0.0</b>	<b>0.0</b>	<b>0</b>	<b>0</b>	<b>0</b>	<b>0</b>	<b>0</b>	<b>2</b>
<b>Playoffs</b>															
Jan 10	Bal	L	IA												
<b>Totals</b>			<b>0-1</b>	<b>0/0</b>	<b>0</b>	<b>0</b>	<b>0</b>	<b>0.0</b>	<b>0.0</b>	<b>0</b>	<b>0</b>	<b>0</b>	<b>0</b>	<b>0</b>	<b>0</b>

## KAREEM ORR'S NFL STATISTICS

### REGULAR SEASON

Year	Team	GP	GS	TACKLES							INTERCEPTIONS					FUMBLES				
				Tot	Solo	Asst	Sk	Yds	QBP	TFL	No	Yds	Lg	TD	PD	FF	FR	Yds	SpT	
2019	Tennessee	2	0	9	7	2	0.0	0.0	0	0	0	0	0	0	0	0	0	0	0	1
2020	Tennessee	5	0	5	5	0	0.0	0.0	0	0	0	0	0	0	0	0	0	0	0	2
<b>NFL Totals</b>		<b>7</b>	<b>0</b>	<b>14</b>	<b>12</b>	<b>2</b>	<b>0.0</b>	<b>0.0</b>	<b>0</b>	<b>0</b>	<b>0</b>	<b>0</b>	<b>0</b>	<b>0</b>	<b>0</b>	<b>0</b>	<b>0</b>	<b>0</b>	<b>0</b>	<b>3</b>

### PLAYOFFS


Year	Team	GP	GS	TACKLES							INTERCEPTIONS					FUMBLES				
				Tot	Solo	Asst	Sk	Yds	QBP	TFL	No	Yds	Lg	TD	PD	FF	FR	Yds	SpT	
2019	Tennessee	0	0	0	0	0	0.0	0.0	0	0	0	0	0	0	0	0	0	0	0	0
2020	Tennessee	0	0	0	0	0	0.0	0.0	0	0	0	0	0	0	0	0	0	0	0	0
<b>NFL Totals</b>		<b>0</b>	<b>0</b>	<b>0</b>	<b>0</b>	<b>0</b>	<b>0.0</b>	<b>0.0</b>	<b>0</b>	<b>0</b>	<b>0</b>	<b>0</b>	<b>0</b>	<b>0</b>	<b>0</b>	<b>0</b>	<b>0</b>	<b>0</b>	<b>0</b>	<b>0</b>

### Single-Game Highs

Tackles - 9 at Indianapolis (12/1/19)  
 Special Teams Tackles - 1 (Three times, last vs. Detroit 12/20/20)

### Additional Statistics

Special Teams Fumble Recoveries - 1 (2020)



# 44 MATT ORZECH

LONG SNAPPER • 6'3" • 246 LBS • COLLEGE: AZUSA PACIFIC  
ACQUIRED: FREE AGENT - 2020 • NFL EXPERIENCE (NFL/TITANS): 2/1  
HOMETOWN: SAN DIEGO, CALIF.  
GAMES PLAYED/GAMES STARTED: 16/0 (PLAYOFFS: 0/0)



**PRO:** The Titans signed free agent long snapper Matt Orzech (ORR-zech) from the Miami Dolphins' practice squad during Week 9 of the 2020 season to add insurance and experience to the long snapping position. The 6-foot-3-inch, 246-pounder served as the Jacksonville Jaguars' long snapper in 2019 and has 16 games of NFL experience. The San Diego, Calif., native was originally signed as a rookie free agent by the Baltimore Ravens following the 2019 NFL Draft.

### CAREER HIGHLIGHTS:

- In 2019, Orzech appeared in all 16 games at long snapper for Jacksonville and helped Jaguars kicker Josh Lambo set a franchise record for field goals in a single season with 33.

### TITANS TIDBITS:

- Orzech's father, Matt, played football at Iowa State.

### CAREER TRANSACTIONS:

- The San Diego, Calif., native originally signed with the Baltimore Ravens as a rookie free agent on May 3, 2019.
- Waived by Baltimore on Aug. 30, 2019.
- Claimed off waivers by the Jacksonville Jaguars on Sept. 1, 2019.
- Waived by the Jaguars on Sept. 5, 2020.
- Signed by the Miami Dolphins to the team's practice squad on Sept. 10, 2020.
- Signed by the Titans from the Miami Dolphins' practice squad on Nov. 4, 2020.

### SEASON RECAPS:

**2020 (0/0 - Miami; 0/0, 0/0 - Tennessee):** Was inactive for three contests while on the Titans' active roster. Spent the final five weeks of the regular season and the postseason contest on the Titans' practice squad. Spent the first eight weeks of the season on the Miami Dolphins' practice squad.

- Against Indianapolis (11/12), was inactive.
- At Baltimore (11/22), was inactive.
- At Indianapolis (11/29), was inactive.

**2019 (16/0 - Jacksonville):** Saw action in all 16 games at long snapper. Helped Jaguars kicker Josh Lambo set a franchise record for field goals in a single season with 33.

### COLLEGE:

- Appeared in 45 games with eight starts at tight end and also handled long snapping duties over four seasons (2013-18) at Azusa Pacific. Totaled eight catches for 139 yards and posted 11 tackles.
- As a senior (2018), saw action in 11 games with five starts and tallied eight receptions for 139 yards and tallied seven tackles.
- As a redshirt junior (2017), started two games at tight end before suffering a season-ending injury.
- Missed the entire 2016 season due to injury.
- As a junior (2015), appeared in all 10 games as a reserve tight end and

blocking specialist. Posted one tackle.

- As a sophomore (2014), saw action in all 11 games as a reserve tight end.
- As a freshman (2013), played in 11 games with one start at tight end. Handed long snapping duties. Recorded two tackles.
- Majored in graphic design at Azusa Pacific.

### PERSONAL:

- Attended Paloma Valley (Calif.) High School where he played tight end and defensive end.
- As a senior (2012), helped guide the Wildcats to a 9-4 record and to the third round of the playoffs.
- Played in all 13 games and caught six passes for 97 yards with one touchdown and added 55 tackles and 9.0 sacks as a senior.
- Also lettered two years in baseball as a pitcher and first baseman.
- Has one brother, Michael, and one sister, Mikenna.
- Son of Matt and Jayme Orzech.
- Follow Orzech on Instagram @MatthewOrzech46
- Born Matthew Orzech on April 12, 1995 in Menifee, Calif.

MATT ORZECH'S NFL STATISTICS				
REGULAR SEASON				
Year	Team	GP	GS	SpT Tackles
2019	Jacksonville	16	0	0
2020	Tennessee	0	0	0
<b>NFL Totals</b>		<b>16</b>	<b>0</b>	<b>0</b>



# 47 MATT OVERTON

LONG SNAPPER • 6'1" • 243 LBS • COLLEGE: WESTERN WASHINGTON  
ACQUIRED: FREE AGENT - 2020 • NFL EXPERIENCE (NFL/TITANS): 8/1  
HOMETOWN: TRACY, CALIF.  
GAMES PLAYED/GAMES STARTED: 109/0 (PLAYOFFS: 7/0)



## Pro Bowl: 2013

**PRO:** The Titans signed free agent long snapper Matt Overton to the team's practice squad during Week 6 of the 2020 season to add insurance and experience to the long snapping position. The 6-foot-1-inch, 243-pounder has 100 games of NFL experience and was selected to the Pro Bowl following the 2013 season. The Tracy, Calif., native was originally signed as a rookie free agent by the Seattle Seahawks in 2007 but was released prior to the start of the season. He spent the 2008-10 seasons with the Tri-Cities Fever (AF2), Florida Tuskers (UFL) and Omaha Nighthawks (UFL). Overton has appeared in NFL games for the Indianapolis Colts (2012-16) and Jacksonville Jaguars (2017-18), and has also spent time with the Los Angeles Chargers.

### CAREER HIGHLIGHTS:

- Overton appeared in all 16 games every season from 2012-16.
- In 2013, Overton was selected to his first career Pro Bowl while with the Colts.
- In 2014, Overton snapped for Colts punter Pat McAfee and kicker Adam Vinatieri, who were both named All-Pro and selected to the Pro Bowl.
- In 2015, Overton helped Vinatieri record his 18th career 100-point season and become the third player in NFL history to convert 300 field goals.

### TITANS TIDBITS:

- Overton's father, Tom, played college football at Cal-State Hayward.
- Overton's grandfather, Paul Wallrof, played football at the University of Washington and was a long-time head football coach and athletic hall of fame inductee at the University of Puget Sound.
- Overton is the founder and president of Pros 2 Youth, a non-profit organization based in his hometown of Tracy, Calif.
- Overton is the co-owner of Led By Pros Youth Football Academy in Omaha, Neb., with former Ohio State Buckeyes running back Maurice Clarett.

### CAREER TRANSACTIONS:

- The Tracy, Calif., native originally signed with the Seattle Seahawks as a rookie free agent following the 2007 NFL Draft.
- Waived by the Seahawks prior to the start of the season.
- Signed by the Tri-Cities Fever (AF2) in 2008.
- Signed by the Florida Tuskers (UFL) in 2009.
- Signed by the Seahawks as a free agent on Feb. 10, 2010.
- Waived by the Seahawks on March 16, 2010.
- Signed by the Seahawks on April 30, 2010.
- Waived by the Seahawks on Aug. 4, 2010.
- Signed by the Omaha Nighthawks in 2010.
- Signed as a free agent by the Indianapolis Colts on April 2, 2012.
- Waived by the Colts on May 1, 2017.
- Signed by the Jacksonville Jaguars as a free agent on Aug. 3, 2017.
- Signed by the Jaguars as a free agent on Oct. 12, 2018.
- Signed by the Los Angeles Chargers as a free agent on Nov. 15, 2019.
- Waived by the Chargers on Nov. 18, 2019.
- Signed by the Titans to the team's practice squad on Oct. 12, 2020.
- Activated from the practice squad to the active roster standard elevation on Nov. 7, 2020.
- Activated from the practice squad to the active roster standard elevation on Nov. 12, 2020.
- Activated from the practice squad to the active roster COVID-19 replacement on Nov. 21, 2020.

### SEASON RECAPS:

**2020 (9/0, 1/0 - Tennessee):** Appeared in nine games as the long snapper

in his first season with the Titans. Spent four weeks on the team's practice squad. Was elevated to the active roster from the practice squad on gameday three times. Saw action as a reserve in the postseason contest.

- Against Chicago (11/8), made his Titans debut as a reserve at long snapper.
- Against Indianapolis (11/12), saw action as a reserve at long snapper.
- At Baltimore (11/22), played as a reserve at long snapper.
- At Indianapolis (11/29), served as the team's long snapper.
- Against Cleveland (12/6), played as a reserve at long snapper.
- At Jacksonville (12/13), saw action at long snapper.
- Against Detroit (12/20), served as the team's long snapper.
- At Green Bay (12/27), played as a reserve at long snapper.
- At Houston (1/3), saw action as a reserve at long snapper in the Titans' division-clinching victory.
- Against Baltimore (1/10), played as a reserve at long snapper.

**2019 (0/0 - Los Angeles Chargers):** Spent a portion of Week 11 with the Los Angeles Chargers but did not appear in a game.

**2018 (11/0 - Jacksonville):** Signed with the Jaguars during Week 6 and appeared in the club's remaining 11 games.

**2017 (9/0 - Jacksonville):** Played in the first nine games before being placed on injured reserve.

**2016 (16/0 - Indianapolis):** Saw action in all 16 games at long snapper for the fifth consecutive season.

**2015 (16/0 - Indianapolis):** Saw action in all 16 games at long snapper for the fourth consecutive season. Snapped for Colts kicker Adam Vinatieri who recorded his 18th career 100-point season and became the third player in the NFL to convert 300 field goals. Had two special teams tackles on the season.

**2014 (16/0; 3/0 - Indianapolis):** Played in all 16 games for the third consecutive season and appeared in all three postseason contests. Helped Colts kicker Adam Vinatieri and punter Pat McAfee both earn All-Pro recognition and be selected to the Pro Bowl. Posted eight special teams tackles and one postseason special teams tackle.

- At New England in the AFC Championship (1/18/15), recorded one special teams tackle.

**2013 (16/0; 2/0 - Indianapolis):** Named to his first career Pro Bowl after competing in all 16 games and both postseason contests. Added five special teams tackles on the season and one special teams tackle in the playoffs.

**2012 (16/0; 1/0 - Indianapolis):** Appeared in all 16 games and finished third on the team with nine special teams tackles. Saw action in one postseason contest.

**2010 (Omaha Nighthawks):** Named to the United Football League's top 10 players list.

**2009 (Florida Tuskers):** Helped the team record a 6-0 record while reaching the UFL Championship.

**2008 (Tri-Cities Fever):** Part of a team that won four games and finished fifth in the IFL's NC West.

**2007 (0/0 - Seattle):** Signed as an undrafted free agent but was released prior to the start of the season.

**COLLEGE:**

- Was a two-year starter at defensive end and long snapper for Western Washington (2005-06) and finished his career with 5.0 sacks, 7.5 tackles for loss, one interception, one forced fumble and seven passes defensed.
- Prior to Western Washington, attended Diablo Valley College from 2003-04.

**PERSONAL:**

- Attended Tracy (Calif.) High School where he lettered two seasons as an offensive guard.
- Was an honorable mention San Joaquin Athletic Association All Star as a senior while serving as co-captain of the team.
- Also lettered in golf and baseball.
- Son of Tom Overton and Lisa Blair.
- Has two siblings, Stefan and Nicole.
- Follow Overton on Twitter and Instagram @MattOverton\_LS.
- Born Matthew Overton on July 6, 1985 in Tracy, Calif.

## MATT OVERTON'S NFL STATISTICS

### REGULAR SEASON

Year	Team	GP	GS	SpT Tackles
2012	Indianapolis	16	0	9
2013	Indianapolis	16	0	5
2014	Indianapolis	16	0	8
2015	Indianapolis	16	0	2
2016	Indianapolis	16	0	2
2017	Jacksonville	9	0	0
2018	Jacksonville	11	0	1
2019	L.A. Chargers	0	0	0
2020	Tennessee	9	0	0
<b>NFL Totals</b>		<b>109</b>	<b>0</b>	<b>27</b>

### PLAYOFFS

Year	Team	GP	GS	SpT Tackles
2012	Indianapolis	1	0	0
2013	Indianapolis	2	0	1
2014	Indianapolis	3	0	1
2020	Tennessee	1	0	0
<b>NFL Totals</b>		<b>7</b>	<b>0</b>	<b>2</b>



# 20 SENORISE PERRY

**RUNNING BACK • 6'0" • 210 LBS • COLLEGE: LOUISVILLE**  
**ACQUIRED: FREE AGENT - 2020 • NFL EXPERIENCE (NFL/TITANS): 6/1**  
**HOMETOWN: SUMMERVILLE, GA.**  
**GAMES PLAYED/GAMES STARTED: 66/0 (PLAYOFFS: 1/0)**

**PRO:** The Titans signed Senorise Perry during the 2020 offseason to add depth and special teams experience to the running back rotation. The former University of Louisville product has made his mark in the NFL on special teams coverage units and as a kickoff returner. The 6-foot, 210-pounder entered the NFL as a rookie free agent with the Chicago Bears in 2014. Perry has also spent time with the Miami Dolphins (2016-18) and the Buffalo Bills (2019).

### TITANS TIDBITS:

- Perry wasn't among the rookie free agents signed in the days following the 2014 NFL Draft. He hit the tryout circuit and hoped to make an impression. Perry was one of two players signed by the Chicago Bears after a May tryout. He excelled on special teams in the preseason games and sealed his 53-man roster spot as an undrafted free agent.
- Perry excelled in track and field as a high school senior, winning the Georgia state titles in the 100 meters and long jump.
- Perry's hobbies include photography and he has a desire to learn how to deep sea fish.
- The best advice Perry has received came from his mother. She said, "always believe in yourself and trust in the man above."

### CAREER TRANSACTIONS:

- The Summerville, Ga., native was originally signed by the Chicago Bears as a rookie free agent on May 19, 2014.
- Waived by the Bears on Aug. 28, 2016 and signed to the team's practice squad on Sept. 4, 2016.
- Released from the Bears' practice squad on Sept. 13, 2016.
- Signed by the Miami Dolphins to their practice squad on Oct. 12, 2016.
- Signed by the Dolphins to a future's contract on Jan. 10, 2017.
- Signed by the Buffalo Bills as an unrestricted free agent on March 28, 2019.
- Waived by the Bills with an injury settlement on Sept. 4, 2019.
- Signed by the Bills as a free agent on Oct. 8, 2019.
- Signed by the Titans as a free agent on April 30, 2020.

### SEASON RECAPS:

**2020 (7/0, 0/0 - Tennessee):** Played in seven games as a reserve and carried the ball twice for nine yards. Collected three special teams tackles. Was inactive for two contests. Placed on injured reserve on Sept. 23 and missed seven regular season games. Activated from injured reserve designated for return on Nov. 18. Was inactive for the postseason contest.

- At Denver (9/14), made his Titans debut as a reserve on special teams and tied for the team lead with a tackle on coverage units.
- Against Jacksonville (9/20), played as a reserve at running back and carried the ball twice for nine yards with a first down.
- At Baltimore (11/22), saw action as a reserve on special teams.
- At Indianapolis (11/29), collected a special teams tackle on coverage units.
- Against Cleveland (12/6), played as a reserve on special teams.
- At Jacksonville (12/13), saw action as a reserve on special teams.
- Against Detroit (12/20), posted a special teams tackle on coverage units.
- At Green Bay (12/27), was inactive.
- At Houston (1/3), was inactive.
- Against Baltimore (1/10), was inactive.

**2019 (11/0, 1/0 - Buffalo):** Placed on injured reserve by the Bills on Aug. 31, 2019 following the preseason and was waived with an injury settlement on Sept. 4, 2019. Re-signed with club on Oct. 8, 2019. Saw action in 11

games and his first postseason contest in his only campaign with the Bills. Finished second on the team with six special teams tackles. Carried the ball three times for three yards and caught a one-yard pass. Returned one kickoff for two yards.

- Against N.Y. Jets (12/29), rushed three times for three yards and hauled in one reception for one yard in the regular season finale.

**2018 (16/0 - Miami):** Played in all 16 games primarily on special teams and registered eight kickoff returns for 164 yards. Posted 12 special teams tackles and a fumble recovery on coverage units.

- At Houston (10/25), posted three kickoff returns for 80 yards.
- Against Buffalo (12/2), notched a special teams fumble recovery on coverage units. Recovered a muffed punt by Isaiah McKenzie at the Bills' 36-yard line in the second quarter.
- At Buffalo (12/30), tallied one kickoff return for 18 yards and notched four special teams tackles on coverage units.

**2017 (16/0 - Miami):** Saw action in all 16 games and recorded eight carries for 30 yards. Added 10 kickoff returns for 202 yards. Registered nine special teams tackles on coverage units.

- Against Denver (12/3), rushed five times for 22 yards. Added one kickoff return for 20 yards and a solo special teams tackle. Brought down Isaiah McKenzie in the end zone for a safety on a Broncos' punt return in the fourth quarter. His five carries were the first rushing attempts of his career.
- Against New England (12/11), recorded two kickoff returns for 33 yards and notched two special teams tackles.
- Against Buffalo (12/31), produced three carries for eight yards and hauled in one reception for three yards. Added two kickoff returns for 59 yards.

**2016 (0/0 - Chicago; 0/0 - Miami):** Spent the offseason and training camp with the Bears before being waived on Aug. 28. Spent one week on the Bears' practice squad before being released. Spent 11 games on the Dolphins' practice squad.

**2015 (0/0 - Chicago):** Missed the entire season after he was placed on injured reserve on Sept. 1.

**2014 (16/0 - Chicago):** Played as a reserve primarily on special teams in all 16 games. Posted 10 special teams tackles and two forced fumbles on coverage units. Returned four kickoffs for 88 yards. Hauled in one reception for minus-one yard.

- Against Buffalo (9/7), made his NFL debut and recorded a special teams tackle on coverage units.
- At Carolina (10/5), tallied a special teams tackle and the first forced fumble of his career.
- At Detroit (11/27), hauled in one reception for minus-one yard. Added two special teams tackles and a forced fumble.

### COLLEGE:

- Was a four-year letterman (2010-13) at Louisville. Played in 46 games with six starts and posted 289 carries for 1,409 yards and 18 touchdowns to go along with 36 receptions for 359 yards and a score. Tallied 22 kickoff returns for 513 yards. Collected 30 tackles and a forced fumble on special teams.
- As a senior (2013), played in all 13 games with six starts and posted 141 carries for 677 yards and six touchdowns. Hauled in 18 receptions for 178 yards and a score. Registered seven kickoff returns for 166 yards. Notched seven tackles and a forced fumble on special teams.
- As a junior (2012), played in 11 games and notched 136 carries for 705



yards and a team-best 11 touchdowns. Added 18 receptions for 181 yards and seven kickoff returns for 137 yards. Recorded five special teams tackles.

- As a sophomore (2011), played in all 13 games and recorded 12 carries for 27 yards and a touchdown. Posted eight kickoff returns for 210 yards. Notched 11 special teams tackles and a blocked punt on special teams.
- As a true freshman (2010), saw action in nine games and collected seven tackles on special teams.
- Graduated with a degree in communications from Louisville.

**PERSONAL:**

- Attended Chattooga (Summerville, Ga.) High School where he played running back and linebacker.
- As a senior (2009), posted 918 rushing yards and 216 receiving yards with 12 offensive touchdowns and six return scores. Named All-state as a

return specialist and All-area on defense.

- Also participated in track and field, winning state titles in the 100 meters and long jump.
- Has a son and a daughter.
- First name is pronounced suh-nah-riss.
- Follow Perry on Twitter @SenioriseP.
- Born Seniorise Perry on Sept. 19, 1991 in Summerville, Ga.

## SENRORISE PERRY'S TITANS GAME-BY-GAME

2020 Tennessee Titans				RUSHING					RECEIVING				
Date	Opp	W/L	P/S	Att	Yds	Avg	Lg	TD	No	Yds	Avg	Lg	TD
Sept 14	@ Den	W	p	0	0	-	0	0	0	0	-	0	0
Sept 20	Jax	W	p	2	9	4.5	6	0	0	0	-	0	0
Sept 27	@ Min	W	IR	Placed on injured reserve on Sept. 23, 2020									
Oct 13	Buf	W	IR										
Oct 18	Hou	W	IR										
Oct 25	Pit	L	IR										
Nov 1	@ Cin	L	IR										
Nov 8	Chi	W	IR										
Nov 12	Ind	L	IR										
Nov 22	@ Bal	W	p	0	0	-	0	0	0	0	-	0	0
Nov 29	@ Ind	W	p	0	0	-	0	0	0	0	-	0	0

Dec 6	Cle	L	p	0	0	-	0	0	0	0	-	0	0
Dec 13	@ Jax	W	p	0	0	-	0	0	0	0	-	0	0
Dec 20	Det	W	p	0	0	-	0	0	0	0	-	0	0
Dec 27	@ GB	L	IA										
Jan 3	@ Hou	W	IA										
<b>Totals</b>				<b>11-5</b>	<b>7/0</b>	<b>2</b>	<b>9</b>	<b>4.5</b>	<b>6</b>	<b>0</b>	<b>0</b>	<b>0</b>	<b>0</b>
<b>Playoffs</b>													
Jan 10	Bal	L	IA										
<b>Totals</b>				<b>0-1</b>	<b>0/0</b>	<b>0</b>	<b>0</b>	<b>-</b>	<b>0</b>	<b>0</b>	<b>-</b>	<b>0</b>	<b>0</b>

## SENRORISE PERRY'S NFL STATISTICS

### REGULAR SEASON

Year	Team	RUSHING							RECEIVING				
		GP	GS	Att	Yds	Avg	Lg	TD	No	Yds	Avg	Lg	TD
2014	Chicago	16	0	0	0	-	0	0	1	-1	-1.0	-1	0
2015	Chicago	0	0						Injured Reserve				
2016	Chicago/Miami	0	0						Practice Squad				
2017	Miami	16	0	8	30	3.8	12	0	1	3	3.0	3	0
2018	Miami	16	0	0	0	-	0	0	0	0	-	0	0
2019	Buffalo	11	0	3	3	3.0	6	0	1	1	1.0	1	0
2020	Tennessee	7	0	2	9	4.5	6	0	0	0	-	0	0
<b>NFL Totals</b>		<b>66</b>	<b>0</b>	<b>13</b>	<b>42</b>	<b>3.2</b>	<b>12</b>	<b>0</b>	<b>3</b>	<b>3</b>	<b>1.0</b>	<b>3</b>	<b>0</b>

Year	Team	PUNT RETURNS						KICKOFF RETURNS				
		No	FC	Yds	Avg	Lg	TD	No	Yds	Avg	Lg	TD
2014	Chicago	0	0	0	0.0	-	0	4	88	22.0	21	0
2015	Chicago							Injured Reserve				
2016	Chicago/Miami							Practice Squad				
2017	Miami	0	0	0	0.0	-	0	10	202	20.2	37	0
2018	Miami	0	0	0	0.0	-	0	8	164	20.5	32	0
2019	Buffalo	0	0	0	0.0	-	0	1	2	2.0	2	0
<b>NFL Totals</b>		<b>0</b>	<b>0</b>	<b>0</b>	<b>0.0</b>	<b>-</b>	<b>0</b>	<b>23</b>	<b>456</b>	<b>19.8</b>	<b>37</b>	<b>0</b>

Year	Team	RUSHING							RECEIVING				
		GP	GS	Att	Yds	Avg	Lg	TD	No	Yds	Avg	Lg	TD
2019	Buffalo	1	0	0	0	-	0	0	0	0	0.0	-	0
2020	Tennessee	0	0	0	0	-	0	0	0	0	-	0	0
<b>NFL Totals</b>		<b>1</b>	<b>0</b>	<b>0</b>	<b>0</b>	<b>-</b>	<b>0</b>	<b>0</b>	<b>0</b>	<b>0</b>	<b>0.0</b>	<b>-</b>	<b>0</b>

Year	Team	PUNT RETURNS						KICKOFF RETURNS				
		No	FC	Yds	Avg	Lg	TD	No	Yds	Avg	Lg	TD
2019	Buffalo	0	0	0	0.0	-	0	0	0	0.0	-	0
<b>NFL Totals</b>		<b>0</b>	<b>0</b>	<b>0</b>	<b>0.0</b>	<b>-</b>	<b>0</b>	<b>0</b>	<b>0</b>	<b>0.0</b>	<b>-</b>	<b>0</b>

### Single-Game Highs

Rushing Attempts - 5 vs. Denver (12/3/17)  
 Rushing Yards - 22 vs. Denver (12/3/17)  
 Long Rush - 12 vs. Denver (12/3/17)  
 Receptions - 1 (Three times, last vs. N.Y. Jets 12/29/19)  
 Receiving Yards - 3 vs. Buffalo (12/31/17)  
 Long Reception - 3 vs. Buffalo (12/31/17)  
 Kickoff Returns - 4 at Carolina (11/13/17)  
 Kickoff Return Yards - 87 at Carolina (11/13/17)  
 Kickoff Return Long - 37 vs. Buffalo (12/31/17)

### Additional Statistics

Special Teams Tackles - 10 (2014), 9 (2017), 12 (2018), 6 (2019), **2 (2020)**  
 Special Teams Forced Fumbles - 2 (2014)  
 Special Teams Fumble Recoveries - 1 (2018)  
 Miscellaneous Fumble Recoveries - 1 (2017)  
 Safeties - 1 (2017)



# 85 MYCOLE PRUITT

TIGHT END • 6'2" • 245 LBS • COLLEGE: SOUTHERN ILLINOIS  
ACQUIRED: FREE AGENT - 2018 • NFL EXPERIENCE (NFL/TITANS): 5/3  
HOMETOWN: SOUTH BEND, IND.  
GAMES PLAYED/GAMES STARTED: 63/18 (PLAYOFFS: 5/2)



**PRO:** The Titans signed MyCole Pruitt from the Houston Texans' practice squad following Week 1 of the 2018 season. In his first two seasons with the club, he became an increasingly important member of the offense's tight end rotation, primarily excelling as a blocker. The 6-foot-2-inch, 245-pounder appeared in 31 games with 11 starts from 2018 through 2019 and totaled 15 receptions for 192 yards and two touchdowns. The Southern Illinois product was originally selected by the Minnesota Vikings in the fifth round of the 2015 NFL Draft and has also spent time with the Chicago Bears, Buffalo Bills and Houston Texans.

### CAREER HIGHLIGHTS:

- In 2019, he played in all 16 games for the second time in his career and set a career high with 10 starts. He posted six receptions for 90 yards and one touchdown, and he added four catches for 28 yards in three playoff games (one start).
- In his first season with the Titans in 2018, Pruitt tallied nine catches for a career-best 102 yards with a touchdown.
- As a rookie in 2015, Pruitt saw action in all 16 games and grabbed 10 receptions for 89 yards.

### TITANS TIDBITS:

- The name MyCole has a unique origin. Pruitt's mother's name is Colette. Cole means "people's victory" in Greek baby names. She named him MyCole for My-Victory. MyCole is his mother's victory.

### CAREER TRANSACTIONS:

- The South Bend, Ind., native was originally selected by the Minnesota Vikings in the fifth round (143rd overall) of the 2015 NFL Draft.
- Waived by the Vikings on Nov. 8, 2016 and signed to the team's practice squad two days later.
- Signed by the Chicago Bears to their active roster from the Vikings' practice squad on Dec. 13, 2016.
- Waived by the Bears on Sept. 2, 2017.
- Signed by the Buffalo Bills to their practice squad on Sept. 4, 2017.
- Waived from the Bills practice squad on Sept. 14, 2017.
- Signed by the Houston Texans to their practice squad on Sept. 16, 2017.
- Signed by the Texans to their active roster from the practice squad on Dec. 5, 2017.
- Waived by the Texans on Sept. 2, 2018 and signed to the team's practice squad two days later.
- Signed by the Titans to their active roster from the Texans' practice squad on Sept. 10, 2018.

### SEASON RECAPS:

- 2020 (11/4, 1/0 - Tennessee):** Played in 11 games with four starts at tight end and caught five passes for 49 yards with two touchdowns. Added another touchdown on a fumble recovery. Was inactive for three games. Missed two games while on the reserve/COVID-19 list. Saw action as a reserve in the postseason contest.
- At Denver (9/14), started at tight end and snared a one-yard touchdown reception. Evened the score at 7-7 with an acrobatic one-yard touchdown grab from Ryan Tannehill in the second quarter.
  - Against Jacksonville (9/20), played as a reserve at tight end.
  - At Minnesota (9/27), saw action as a reserve at tight end and tied a career-best with two catches for 16 yards.
  - Against Buffalo (10/13), missed the game while on reserve/COVID-19.
  - Against Houston (10/18), missed the game while on reserve/COVID-19.
  - Against Pittsburgh (10/25), started at tight end.
  - At Cincinnati (11/1), started at tight end.

- Against Chicago (11/8), saw action as a reserve at tight end but left the game late in the first quarter with an injury.
- Against Indianapolis (11/12), was inactive.
- At Baltimore (11/22), was inactive.
- At Indianapolis (11/29), was inactive.
- Against Cleveland (12/6), started at tight end and hauled in a 22-yard touchdown reception. Scored another touchdown on a fumble recovery. Scored two touchdowns in a game for the first time in his career. Got open over the middle and hauled in a 22-yard touchdown pass early in the third quarter. Scooped up an A.J. Brown fumble and rumbled three yards for a touchdown in the third stanza.
- At Jacksonville (12/13), played as a reserve at tight end and helped open holes for Titans' rushers to gain 249 yards on the ground, including a 215-yard performance by Derrick Henry.
- Against Detroit (12/20), saw action as a reserve at tight end and grabbed one reception for 10 yards.
- At Green Bay (12/27), played as a reserve at tight end.
- At Houston (1/3), saw action as a reserve at tight end and blocked for Derrick Henry to gain a franchise-record 250 rushing yards in the Titans' division-clinching victory and in the process become the eighth player in NFL history to eclipse 2,000 rushing yards in a season.
- Against Baltimore (1/10), played as a reserve at tight end and on special teams.

- 2019 (16/10, 3/1 - Tennessee):** Played in all 16 games with 10 starts at tight end and collected six receptions for 90 yards with a touchdown. Registered a special teams tackle on coverage units. Played in all three postseason contests with a start at tight end and notched four catches for 28 yards. Tied for the team lead in receptions once (at NE). Tied for the team lead in special teams tackles once (vs. BUF).
- Against Buffalo (10/6), started at tight end. Notched a special teams tackle on coverage units.
  - Against L.A. Chargers (10/20), started at tight end and helped the offense amass 403 total yards.
  - Against Kansas City (11/10), started at tight end and helped open holes for Titans' rushers to gain 225 yards on the ground.
  - Against Jacksonville (11/24), saw action as a reserve at tight end and snared one pass for 20 yards.
  - At Oakland (12/8), started at tight end and hauled in one pass for a career-long 42 yards. Set up a Titans touchdown by getting open down the seam and hauling in a 42-yard reception in the third stanza.
  - Against Houston (12/15), started at tight end and helped open holes for Titans' rushers to gain 163 yards on the ground.
  - Against New Orleans (12/22), started at tight end and caught two passes for 15 yards.
  - At Houston (12/29), played as a reserve at tight end and caught two passes for 13 yards with a touchdown. Gave the Titans a 14-7 lead with a one-yard touchdown grab early in the second quarter.
  - At New England (1/4), tied for the team lead with two catches for four yards.
  - At Baltimore (1/11), started at tight end and grabbed one pass for 15 yards.
  - At Kansas City (1/19), played as a reserve at tight end and snared one pass for nine yards.

- 2018 (15/1 - Tennessee):** Played in 15 games with one start at tight end in his first season with the Titans. Registered nine receptions for a career-best 102 yards with a touchdown. Joined the Titans in Week 2 from the Texans' practice squad. Registered his first career touchdown reception against

Washington (12/22/18).

- At Indianapolis (11/18), played as a reserve at tight end and caught one pass for 19 yards. Set up the Titans' touchdown with an acrobatic 19-yard catch down to the Colts' one-yard line in the fourth quarter.
- At Houston (11/26), saw action as a reserve at tight end and caught one pass for 13 yards.
- Against N.Y. Jets (12/2), played as a reserve at tight end and caught one pass for four yards.
- Against Jacksonville (12/6), saw action as a reserve at tight end and snared one reception for nine yards.
- At N.Y. Giants (12/16), played as a reserve at tight end and hauled in one reception for two yards.
- Against Washington (12/22), started at tight end and snared two receptions for 29 yards with a touchdown. Kickstarted a Titans' scoring drive with a 27-yard catch over the middle late in the third quarter. Gave the Titans a 19-16 lead with his first career touchdown catch, a two-yard play-action reception for the winning score, in the final stanza.
- Against Indianapolis (12/30), played as a reserve at tight end and caught two passes for 26 yards.

**2017 (1/0 - Houston):** Saw action in one game as a reserve tight end. Was inactive for one contest before being placed on injured reserve on Dec. 19, 2017. Spent 10 weeks on the Texans' practice squad. Spent the first week on the Buffalo Bills' practice squad.

**2016 (2/0 - Minnesota; 2/0 - Chicago):** Appeared in two games as a reserve with the Vikings and caught one pass for seven yards. Was inactive for six games. Spent five weeks on the Vikings' practice squad before signing to the Bears' active roster. Saw action in two games as a reserve with the Bears and snared one reception for six yards. Was inactive for one contest.

- Against N.Y. Giants (10/3), caught one pass for a seven-yard gain as a member of the Vikings.
- At Minnesota (1/1), recorded one reception for six yards in the season finale as a member of the Bears.

**2015 (16/3, 1/1 - Minnesota):** Played in all 16 games as a rookie and logged three starts. Hauled in 10 receptions for 89 yards. Started his first career postseason game and amassed two receptions for 22 yards.

- At Arizona (12/10), tied a career-high two receptions for a career-high 36 receiving yards.

#### **COLLEGE:**

- Played four seasons (2011-14) at Southern Illinois and finished his career as the Missouri Valley Football Conference's all-time leader in career receptions (211), receiving yards (2,601) and receiving touchdowns (25) among tight ends. Named the best tight end in the history of the Missouri Valley Football Conference as part of the conference's 30-year anniversary.
- Named a consensus First-Team All-American following the 2013 and 2014 seasons. Was twice named the CFPA's FCS Tight End of the Year (2013, 2014).
- Holds the Southern Illinois career record with 221 receptions and the Southern Illinois single-season record with 81 receptions.
- As a senior (2014), named first-team All-American by the Associated Press, AFCA, ADA, The Sports Network and Walter Camp Foundation and was a first-team All-MVFC selection. Posted a school record and led the MVFC with 81 receptions. Had 13 touchdown receptions, including at least one in every MVFC game.

- As a junior (2013), started 10 games, but missed the final two games of the season after playing the second half against Missouri State with a broken leg. Led the MVFC and was third in the nation with 48 receptions by a tight end. Led the MVFC and was second in the nation with 601 receiving yards by a tight end. Finished third in the MVFC with 4.8 receptions per game.
- As a sophomore (2012), started all 11 games at tight end and led the team with 49 receptions, 577 receiving yards and four touchdown receptions.
- As a redshirt freshman (2011), started eight games, including the final seven games of the season and led the team in receptions, receiving yards and receiving touchdowns.
- Graduated in December 2014 from Southern Illinois with a bachelor's degree in industrial technology.

#### **PERSONAL:**

- Attended Kirkwood (Mo.) High School and named all-conference three times as a defensive end and as a tight end as a senior.
- As a senior, caught 30 passes for 397 yards and six touchdowns and posted 50 tackles, 14 tackles for a loss and six sacks.
- His team advanced to the second round of the playoffs in his junior season, and went 10-1 and made the state playoffs during his sophomore year.
- Played volleyball, track and field and basketball in high school, leading his basketball team to a 2008-09 district title.
- Follow Pruitt on Twitter and on Instagram at @flyycole\_x4.
- Born MyCole Pruitt on March 24, 1992 in South Bend, Ind.

## MyCOLE PRUITT'S TITANS GAME-BY-GAME

### 2018 Tennessee Titans

Date	Opp.	W/L	P/S	RECEIVING					TD
				No	Yds	Avg	Lg	TD	
Sept 16	Hou	W	p	0	0	-	0	0	
Sept 23	@ Jax	W	p	0	0	-	0	0	
Sept 30	Phi	W	p	0	0	-	0	0	
Oct 7	@ Buf	L	p	0	0	-	0	0	
Oct 14	Bal	L	p	0	0	-	0	0	
Oct 21	@ LAC	L	p	0	0	-	0	0	
Nov 5	@ Dal	W	p	0	0	-	0	0	
Nov 11	NE	W	p	0	0	-	0	0	
Nov 18	@ Ind	L	p	1	19	19.0	19	0	
Nov 26	@ Hou	L	p	1	13	13.0	13	0	
Dec 2	NYJ	W	p	1	4	4.0	4	0	
Dec 6	Jax	W	p	1	9	9.0	9	0	
Dec 16	@ NYG	W	p	1	2	2.0	2	0	
Dec 22	Was	W	S	2	29	14.5	27	1	
Dec 30	Ind	L	p	2	26	13.0	17	0	
<b>Totals</b>		<b>9-6</b>	<b>15/1</b>	<b>9</b>	<b>102</b>	<b>11.3</b>	<b>27</b>	<b>1</b>	

### 2019 Tennessee Titans

Date	Opp.	W/L	P/S	RECEIVING					TD
				No	Yds	Avg	Lg	TD	
Sept 8	@ Cle	W	p	0	0	-	0	0	
Sept 15	Ind	L	S	0	0	-	0	0	
Sept 19	@ Jax	L	p	0	0	-	0	0	
Sept 29	@ Atl	W	p	0	0	-	0	0	
Oct 6	Buf	L	S	0	0	-	0	0	
Oct 13	@ Den	L	S	0	0	-	0	0	
Oct 20	LAC	W	S	0	0	-	0	0	
Oct 27	TB	W	S	0	0	-	0	0	
Nov 3	@ Car	L	S	0	0	-	0	0	
Nov 10	KC	W	S	0	0	-	0	0	
Nov 24	Jax	W	p	1	20	20.0	20	0	
Dec 1	@ Ind	W	p	0	0	-	0	0	
Dec 8	@ Oak	W	S	1	42	42.0	42	0	

Dec 15	Hou	L	S	0	0	-	0	0
Dec 22	NO	L	S	2	15	7.5	10	0
Dec 29	@ Hou	W	p	2	13	6.5	12	1
<b>Totals</b>		<b>9-7</b>	<b>16/10</b>	<b>6</b>	<b>90</b>	<b>15.0</b>	<b>42</b>	<b>1</b>

### Playoffs

Jan 4	@ NE	W	p	2	4	2.0	4	0
Jan 11	@ Bal	W	S	1	15	15.0	15	0
Jan 19	@ KC	L	p	1	9	9.0	9	0
<b>Totals</b>		<b>2-1</b>	<b>3/1</b>	<b>4</b>	<b>28</b>	<b>7.0</b>	<b>15</b>	<b>0</b>

### 2020 Tennessee Titans

Date	Opp.	W/L	P/S	RECEIVING					TD
				No	Yds	Avg	Lg	TD	
Sept 14	@ Den	W	S	1	1	1.0	1	1	
Sept 20	Jax	W	p	0	0	-	0	0	
Sept 27	@ Min	W	p	2	16	8.0	10	0	
Oct 13	Buf	W	R/C						
Oct 18	Hou	W	R/C						
Oct 25	Pit	L	S	0	0	-	0	0	
Nov 1	@ Cin	L	S	0	0	-	0	0	
Nov 8	Chi	W	p	0	0	-	0	0	
Nov 12	Ind	L	IA						
Nov 22	@ Bal	W	IA						
Nov 29	@ Ind	W	IA						
Dec 6	Cle	L	S	1	22	22.0	22t	1	
Dec 13	@ Jax	W	p	0	0	-	0	0	
Dec 20	Det	W	p	1	10	10.0	10	0	
Dec 27	@ GB	L	p	0	0	-	0	0	
Jan 3	@ Hou	W	p	0	0	-	0	0	
<b>Totals</b>		<b>11-5</b>	<b>11/4</b>	<b>5</b>	<b>49</b>	<b>9.8</b>	<b>22t</b>	<b>2</b>	

### Playoffs

Jan 10	Bal	L	p	0	0	-	0	0
<b>Totals</b>		<b>0-1</b>	<b>1/0</b>	<b>0</b>	<b>0</b>	<b>0.0</b>	<b>0</b>	<b>0</b>

## MyCOLE PRUITT'S NFL STATISTICS

### REGULAR SEASON

Year	Team	GP	GS	RECEIVING					RUSHING				
				No	Yds	Avg	Lg	TD	Att	Yds	Avg	Lg	TD
2015	Minnesota	16	3	10	89	8.9	32	0	0	0	-	0	0
2016	MIN/CHI	4	0	2	13	6.5	7	0	0	0	-	0	0
2017	Houston	1	0	0	0	-	0	0	0	0	-	0	0
2018	Tennessee	15	1	9	102	11.3	27	1	0	0	-	0	0
2019	Tennessee	16	10	6	90	15.0	42	1	0	0	-	0	0
2020	Tennessee	11	4	5	49	9.8	22t	2	0	0	-	0	0
<b>NFL Totals</b>		<b>63</b>	<b>18</b>	<b>32</b>	<b>343</b>	<b>10.7</b>	<b>42</b>	<b>4</b>	<b>0</b>	<b>0</b>	<b>-</b>	<b>0</b>	<b>0</b>

### PLAYOFFS

Year	Team	GP	GS	RECEIVING					RUSHING				
				No	Yds	Avg	Lg	TD	Att	Yds	Avg	Lg	TD
2015	Minnesota	1	1	2	22	11.0	18	0	0	0	-	0	0
2019	Tennessee	3	1	4	28	7.0	15	0	0	0	-	0	0
2020	Tennessee	1	0	0	0	-	0	0	0	0	-	0	0
<b>NFL Totals</b>		<b>5</b>	<b>2</b>	<b>6</b>	<b>50</b>	<b>8.3</b>	<b>18</b>	<b>0</b>	<b>0</b>	<b>0</b>	<b>-</b>	<b>0</b>	<b>0</b>

### Single-Game Highs


Receptions - **2** (Eight times, last at Minnesota 9/27/20)  
 Receiving Yards - 42 at Oakland (12/8/19)  
 Long Reception - 42 at Oakland (12/8/19)  
 Touchdowns - **1** (Four times, last vs. Cleveland 12/6/20)

### Playoff Single-Game Highs

Receptions - 2 (Twice, last at New England 1/4/20)  
 Receiving Yards - 22 vs. Seattle (1/10/16)  
 Long Reception - 18 vs. Seattle (1/10/16)

### Additional Statistics

Special Teams Tackles - 1 (2015), 1 (2016), 1 (2019)  
 Kickoff Returns - 1 for 12 yards (2015)  
 Fumble Recovery For Touchdown - **1 vs. Cleveland (12/6/20)**




**72 DAVID QUESSENBERRY**

OFFENSIVE LINEMAN • 6'5" • 305 LBS • COLLEGE: SAN JOSE STATE  
 ACQUIRED: FREE AGENT - 2018 • NFL EXPERIENCE (NFL/TITANS): 2/1  
 HOMETOWN: LA JOLLA, CALIF.  
 GAMES PLAYED/GAMES STARTED: 18/6 (PLAYOFFS: 1/1)

**PRO:** The Titans signed offensive lineman David Quessenberry to the practice squad during Week 2 of the 2018 season. The 6-foot-5-inch, 305-pounder was originally drafted by the Houston Texans in the sixth round (176th overall) of the 2013 NFL Draft. He spent his rookie season on injured reserve, and spent the 2014-16 seasons on reserve/non-football illness list after being diagnosed with non-Hodgkin's lymphoma in June 2014. He was medically cleared and returned to action in 2017 as a member of the Texans practice squad. He was signed to the active roster on Dec. 19, 2017 and appeared in two contests for Houston. Quessenberry spent majority of the 2018 season on the Titans' practice squad, and in 2019 he spent time on the team's active roster and practice squad. The La Jolla, Calif., native appeared in a career-high four games in 2019 and caught his first career touchdown.

**CAREER HIGHLIGHTS:**

- In 2019, Quessenberry appeared in a career-high four games for the Titans and caught his first career touchdown on a one-yard catch.

**TITANS TIDBITS:**

- Quessenberry was diagnosed with non-Hodgkin's lymphoma in June 2014. He returned to Houston's practice squad in 2017 and made his NFL debut in Week 16 of the 2017 season.
- Named the Professional Football Writers of America's 2017 George Halas Award, given to a player, coach or staff member in the NFL who overcomes adversity to succeed.
- His father, David Sr., graduated from the Naval Academy in 1980 where he played football for the Midshipmen.
- His younger brother, Paul, played defensive end and linebacker for Navy.
- His youngest brother, Scott, was an offensive lineman at UCLA and currently plays for the Los Angeles Chargers.

**CAREER TRANSACTIONS:**

- The La Jolla, Calif., native was selected by the Houston Texans in the sixth round (176th overall) of the 2013 NFL Draft.
- Placed on reserve/non-football illness list on Aug. 25, 2014.
- Placed on reserve/non-football illness list on Sept. 1, 2015.
- Placed on reserve/non-football illness list on May 31, 2016.
- Reinstated by the Texans on Feb. 7, 2017.
- Waived by the Texans on Sept. 2, 2017 and added to the team's practice squad a day later.
- Signed to the Texans active roster from the practice squad on Dec. 19, 2017.
- Waived by the Texans on Sept. 1, 2018.
- Signed by the Titans to the practice squad on Sept. 11, 2018.
- Signed by the Titans to a future's contract on Jan. 1, 2019.
- Waived by the Titans on Oct. 7, 2019 and signed to the team's practice squad a day later.
- Signed by the Titans to a future's contract on Jan. 20, 2020.
- Waived by the Titans on Sept. 5, 2020 and signed to the team's practice squad a day later.
- Activated from the practice squad to the active roster COVID-19 replacement on Oct. 13, 2020.
- Activated from the practice squad to the active roster standard elevation on Oct. 24, 2020.
- Signed to the Titans active roster from the practice squad on Oct. 27, 2020.

**SEASON RECAPS:**

- 2020 (12/6, 1/1 - Tennessee):** Played in a career-high 12 games with a career-best six starts at left tackle and helped Derrick Henry become the eighth player in NFL history to eclipse 2,000 rushing yards in a season. Spent four weeks on the team's practice squad. Was elevated to the active roster from the practice squad on gameday twice. Started the postseason contest at left tackle. Started his first career NFL contest at Indianapolis (11/29/20).
- Against Buffalo (10/13), made his season debut as a reserve on special teams.
  - Against Pittsburgh (10/25), played as a reserve on special teams.
  - At Cincinnati (11/1), saw action as a reserve on special teams.
  - Against Chicago (11/8), played as a reserve as an extra tight end in jumbo formations.
  - Against Indianapolis (11/12), saw action as a reserve on the offensive front.
  - At Baltimore (11/22), entered the game as a reserve at left tackle in the fourth quarter after Ty Sambrailo left the game with an injury.
  - At Indianapolis (11/29), made his first career NFL start at left tackle and blocked for Titans' rushers to gain 229 yards on 45 carries. Member of an offensive front that allowed just one sack on 22 pass attempts.
  - Against Cleveland (12/6), started at left tackle.
  - At Jacksonville (12/13), started at left tackle and helped open holes for Titans' rushers to gain 249 yards on the ground, including a 215-yard performance by Derrick Henry.
  - Against Detroit (12/20), started at left tackle and helped block for Titans' ball carriers to gain 195 yards and score three touchdowns on the ground.
  - At Green Bay (12/27), started at left tackle.
  - At Houston (1/3), started at left tackle and blocked for Derrick Henry to gain a franchise-record 250 rushing yards in the Titans' division-clinching victory and in the process become the eighth player in NFL history to eclipse 2,000 rushing yards in a season.
  - Against Baltimore (1/10), made his first career postseason start at left tackle in his playoff debut.

- 2019 (4/0 - Tennessee):** Played in a career-high four games as a reserve and snared a touchdown reception. Was inactive for one contest. Spent the final 14 weeks, including all three postseason contests, on the Titans' practice squad.
- At Cleveland (9/8), made his Titans debut as a reserve on special teams.
  - Against Indianapolis (9/15), played as a reserve and hauled in his first career touchdown reception. Evened the score at 7-7 with his first career reception, a one-yard touchdown catch, on the first play of the second quarter.
  - At Jacksonville (9/19), saw limited action as an extra tight end.
  - At Atlanta (9/29), played as a reserve on special teams and as an extra tight end.

**2018 (0/0 - Tennessee):** Spent the final 15 games of the season with the Titans on the practice squad.

- 2017 (2/0- Houston):** Spent majority of the season on the practice squad before being signed to the active roster Week 16. Appeared in the final two contests.
- Against Pittsburgh (12/25), made his NFL debut three years after being diagnosed with lymphoma and served as a team captain.
  - At Indianapolis (12/31), saw action as an extra tackle.

**2016 (0/0- Houston):** Spent the entire season on the reserve/non-football

illness list.

**2015 (0/0- Houston):** Spent the entire season on the reserve/non-football illness list.

**2014 (0/0- Houston):** Spent the entire season on the reserve/non-football illness list.

**2013 (0/0- Houston):** Was inactive for the season opener at San Diego (9/9) before being placed on injured reserve Sept. 10.

**COLLEGE:**

- In four seasons at San Jose State (2009-12), Quessenberry appeared in 49 games, starting the final 37 contests he appeared in at left tackle.
- As a senior (2012), started all 12 games at left tackle and earned All-Western Athletic Conference first-team honors. Became the first offensive lineman in program history to play in the Senior Bowl after recording 32 touchdown-resulting blocks. Named a finalist for the Burlsworth Trophy, given to the top FBS player that began his career as a non-scholarship player.
- As a junior (2011), started all 12 games at left tackle and earned second-team All-WAC honors as a junior.
- As a sophomore (2010), started all 13 games after taking over left tackle duties. Also contributed on special teams as a punt protector and lineman on kick-scoring tries. Placed on scholarship prior to the beginning of the season after walking on as a freshman.
- As a redshirt freshman (2009), played in all 12 games as a reserve offensive tackle and extra tight end.
- As a freshman (2008), redshirted.
- Graduated from San Jose State in December 2012 with a degree in history.

**PERSONAL:**

- Attended La Costa Canyon (Calif.) High School where he helped lead the Mavericks to a 7-4 record as a senior.
- As a junior, the 6-foot-3 inch, 190-pounder helped the Mavericks reach a 9-3 record. He grew two inches and added 35 pounds to his frame following his junior season.

## DAVID QUESSENBERRY'S NFL STATISTICS

### REGULAR SEASON

Year	Team	GP	GS
2017	Houston	2	0
2019	Tennessee	4	0
2020	Tennessee	12	6
<b>NFL Totals</b>		<b>18</b>	<b>6</b>

### PLAYOFFS

Year	Team	GP	GS
2020	Tennessee	1	1
<b>NFL Totals</b>		<b>1</b>	<b>1</b>

### Starts Breakdown:

2020 - LT 6 (Playoffs - LT 1)

### Additional Career Statistics

Receptions - 1-yard touchdown (vs. Indianapolis 9/15/19)



# 57 WYATT RAY

OUTSIDE LINEBACKER • 6'3" • 255 LBS • COLLEGE: BOSTON COLLEGE  
ACQUIRED: FREE AGENT - 2020 • NFL EXPERIENCE (NFL/TITANS): 1/1  
HOMETOWN: BOCA RATON, FLA.  
GAMES PLAYED/GAMES STARTED: 4/1 (PLAYOFFS: 1/0)



**PRO:** The Titans signed free agent Wyatt Ray during the 2020 training camp to add depth at the outside linebacking position. The 6-foot-3-inch, 255-pounder originally signed with the Cleveland Browns as a rookie free agent following the 2019 NFL Draft. The Boca Raton, Fla., native has also spent time with the Houston Texans, Buffalo Bills and New York Jets.

#### TITANS TIDBITS:

• Ray is the grandson of the late legendary singer Nat King Cole and is the nephew of the late Natalie Cole.

#### CAREER TRANSACTIONS:

- The Boca Raton, Fla., native originally signed with the Cleveland Browns as a rookie free agent following the 2019 NFL Draft.
- Waived by the Browns on Aug. 31, 2019.
- Signed by the Houston Texans to the team's practice squad on Sept. 2, 2019.
- Waived by the Texans on Oct. 3, 2019.
- Signed by the Buffalo Bills to the team's practice squad on Oct. 8, 2019.
- Waived by the Bills on Nov. 6, 2019.
- Signed by the New York Jets to the team's practice squad on Nov. 25, 2019.
- Signed by the Jets to a future's contract on Dec. 31, 2019.
- Waived by the Jets on Aug. 3, 2020.
- Signed by the Titans as a free agent on Aug. 13, 2020.
- Waived by the Titans on Sept. 5, 2020 and signed to the practice squad a day later.
- Activated from the practice squad to the active roster standard elevation on Nov. 7, 2020.
- Activated from the practice squad to the active roster standard elevation on Dec. 12, 2020.
- Activated from the practice squad to the active roster COVID-19 replacement on Dec. 19, 2020.
- Signed by the Titans to their active roster from the practice squad on Dec. 24, 2020.

#### SEASON RECAPS:

**2020 (4/1, 1/0 - Tennessee):** Appeared in four games with one start at outside linebacker and registered a sack, two quarterback pressures and a special teams stop. Was inactive for one contest. Spent 11 weeks on the team's practice squad. Was elevated to the active roster from the practice squad on gameday three times. Saw action as a reserve in the postseason contest. Led the team in sacks once in 2020 (at GB). Tied for the team lead in quarterback pressures once in 2020 (at GB). Made his NFL debut against Chicago (11/8/20). Made his first career start at Houston (1/3/21).

- Against Chicago (11/8), saw action in his first NFL contest as a reserve at outside linebacker and on special teams.
- At Jacksonville (12/13), was inactive.
- Against Detroit (12/20), played as a reserve at outside linebacker and on

special teams. Notched a special teams tackle on coverage units.

- At Green Bay (12/27), saw action as a reserve at outside linebacker and registered his first career sack. Halted a potential Packers' scoring drive by dropping Aaron Rodgers for a 17-yard sack on fourth-and-three in the second quarter.
- At Houston (1/3), made his first career start at outside linebacker and collected a quarterback pressure in the Titans' division-clinching victory.
- Against Baltimore (1/10), saw action as a reserve at outside linebacker in his postseason debut.

**2019 (0/0, 0/0 - Houston; 0/0, 0/0 - Buffalo; 0/0 - N.Y. Jets):** Waived by the Cleveland Browns following the preseason. Spent time on the practice squads of the Houston Texans, Buffalo Bills and New York Jets.

#### COLLEGE:

- During a four-year career at Boston College (2015-18), Ray appeared in 50 games and totaled 114 tackles, 24 tackles for loss, 17 sacks, one forced fumble and one interception as a defensive end for the Eagles.
- As a senior (2018), appeared in 12 games at defensive end and recorded 44 tackles, 11.5 tackles for loss and nine sacks. Earned third-team All-ACC recognition.
- As a junior (2017), played in 13 games with four starts at defensive end. Tallied 39 tackles, four tackles for loss, 2.5 sacks and one interception.
- As a sophomore (2016), saw action in all 13 games and notched 27 tackles, seven tackles for loss, 4.5 sacks and one forced fumble.
- As a freshman (2015), played in all 12 games and amassed four tackles, 1.5 tackles for loss and a half sack.
- Majored in applied psychology and human development at Boston College.

#### PERSONAL:

- Attended St. Thomas Aquinas (Fla.) High School where he earned All-State Class 7A first-team honors and first-team All-Country accolades as a senior after recording 70 tackles, 20.0 tackles for loss, 7.5 sacks, two forced fumbles and one fumble recovery.
- Son of Casey Ray.
- Follow Ray on Instagram @wyatrray11.
- Born Wyatt Cole Ray on Oct. 24, 1996 in Boca Raton, Fla.



## WYATT RAY'S DEFENSIVE GAME-BY-GAME

### 2020 Tennessee Titans

Date	Opp	W/L	P/S	Tot	Solo	Asst	Sk	- Yds	QBP	TFL	Int	Yds	-TD	PD	FF	FR	- Yds	SpT	
Sept 14	@ Den	W	PS																
Sept 20	Jax	W	PS																
Sept 27	@ Min	W	PS																
Oct 13	Buf	W	PS																
Oct 18	Hou	W	PS																
Oct 25	Pit	L	PS																
Nov 1	@ Cin	L	PS																
Nov 8	Chi	W	p	0	0	0	0.0	0.0	0	0	0	0	0	0	0	0	0	0	0
Nov 12	Ind	W	PS																
Nov 22	@ Bal	W	PS																
Nov 29	@ Ind	W	PS																

Dec 6	Cle	L	PS																
Dec 13	@ Jax	W	IA																
Dec 20	Det	W	p	0	0	0	0.0	0.0	0	0	0	0	0	0	0	0	0	0	1
Dec 27	@ GB	L	p	1	1	0	1.0	17.0	1	1	0	0	0	0	0	0	0	0	0
Jan 3	@ Hou	W	S	0	0	0	0.0	0.0	1	0	0	0	0	0	0	0	0	0	0
<b>Totals</b>				<b>11-5</b>	<b>4/1</b>	<b>1</b>	<b>1</b>	<b>0</b>	<b>1.0</b>	<b>17.0</b>	<b>2</b>	<b>1</b>	<b>0</b>	<b>0</b>	<b>0</b>	<b>0</b>	<b>0</b>	<b>0</b>	<b>1</b>
<b>Playoffs</b>																			
Jan 10	Bal	L	p	0	0	0	0.0	0.0	0	0	0	0	0	0	0	0	0	0	0
<b>Totals</b>				<b>0-1</b>	<b>1/0</b>	<b>0</b>	<b>0</b>	<b>0</b>	<b>0.0</b>	<b>0.0</b>	<b>0</b>	<b>0</b>	<b>0</b>	<b>0</b>	<b>0</b>	<b>0</b>	<b>0</b>	<b>0</b>	<b>0</b>

## WYATT RAY'S NFL STATISTICS

### REGULAR SEASON

Year	Team	GP	GS	TACKLES						INTERCEPTIONS					FUMBLES					
				Tot	Solo	Asst	Sk	Yds	QBP	TFL	No	Yds	Lg	TD	PD	FF	FR	Yds	SpT	
2019	HOU/BUF/NYJ			Practice Squad																
2020	Tennessee	4	1	1	1	0	1.0	17.0	2	1	0	0	0	0	0	0	0	0	0	1
<b>NFL Totals</b>		<b>4</b>	<b>1</b>	<b>1</b>	<b>1</b>	<b>0</b>	<b>1.0</b>	<b>17.0</b>	<b>2</b>	<b>1</b>	<b>0</b>	<b>0</b>	<b>0</b>	<b>0</b>	<b>0</b>	<b>0</b>	<b>0</b>	<b>0</b>	<b>0</b>	<b>1</b>

### PLAYOFFS

Year	Team	GP	GS	TACKLES						INTERCEPTIONS					FUMBLES					
				Tot	Solo	Asst	Sk	Yds	QBP	TFL	No	Yds	Lg	TD	PD	FF	FR	Yds	SpT	
2020	Tennessee	1	0	0	0	0	0.0	0.0	0	0	0	0	0	0	0	0	0	0	0	0
<b>NFL Totals</b>		<b>1</b>	<b>0</b>	<b>0</b>	<b>0</b>	<b>0</b>	<b>0.0</b>	<b>0.0</b>	<b>0</b>	<b>0</b>	<b>0</b>	<b>0</b>	<b>0</b>	<b>0</b>	<b>0</b>	<b>0</b>	<b>0</b>	<b>0</b>	<b>0</b>	<b>0</b>

### Single-Game Highs

Tackles - **1 at Green Bay (12/27/20)**

Sacks - **1 at Green Bay (12/27/20)**

Special Teams Tackles - **1 vs. Detroit (12/20/20)**



# 14 KALIF RAYMOND

WIDE RECEIVER • 5'8" • 182 LBS • COLLEGE: HOLY CROSS  
ACQUIRED: FREE AGENT - 2018 • NFL EXPERIENCE (NFL/TITANS): 3/2  
HOMETOWN: LAWRENCEVILLE, GA.  
GAMES PLAYED/GAMES STARTED: 35/4 (PLAYOFFS: 3/0)



**PRO:** The Titans signed Kalif Raymond to the practice squad during Week 17 of the 2018 season to add speed to the receiving corps as well as return ability. In 2019, he was on the practice squad for six games before being elevated to the 53-man roster. He appeared in a total of eight games during the regular season as a reserve receiver and returner. In the postseason, he played in two games with one start. The 5-foot-8-inch, 182-pounder was originally signed by the Denver Broncos as an undrafted free agent following the 2016 NFL Draft and appeared in four games as a rookie. The Lawrenceville, Ga., native also spent Weeks 4-5 of the 2018 season on the Titans practice squad, and has spent time with the New York Jets and New York Giants.

### CAREER HIGHLIGHTS:

- In 2019, Raymond saw action in eight games during the regular season and produced nine receptions for 170 yards and one touchdown, four punt returns for 45 yards (11.3 avg.) and 18 kickoff returns for 403 yards (22.4 avg.). Additionally, he appeared in two playoff games and recorded a 45-yard touchdown catch.
- In 2017, appeared in eight games for both the New York Jets (2), and New York Giants (6). He returned 18 punts for 99 yards, and returned 14 kickoffs for 271 yards on the season.
- In 2016, made his NFL debut with the Denver Broncos and appeared in four contests as a rookie. Returned 11 punts for 111 yards, as well as six kickoffs for 137 yards.

### TITANS TIDBITS:

- Raymond was a dual-sport collegiate athlete, competing in football as well as track and field during his senior season at Holy Cross. He placed second in the 100-meter dash at the 2015 New England Outdoor Championship with a time of 10.71 seconds.
- Raymond received little interest from college football programs when he was a student at Greater Atlanta Christian (Ga.) High School, partly due to a serious injury he suffered as a senior. Undeterred, he began sending emails to colleges with football programs and high academic standards. The only schools to respond were Lehigh, Georgetown and Holy Cross, and he chose the latter.
- In preparation for the 2016 NFL Draft, Raymond, who was not invited to the NFL Scouting Combine, was allowed to participate in Harvard's pro day since Holy Cross did not host a pro day.

### CAREER TRANSACTIONS:

- The Lawrenceville, Ga., native originally signed with the Denver Broncos as a rookie free agent following the 2016 NFL Draft.
- Waived by the Broncos on Sept. 4, 2016 and signed to the practice squad a day later.
- Signed to the Broncos active roster off of the practice squad on Dec. 2, 2016.
- Waived by the Broncos on Sept. 2, 2017.
- Claimed by the New York Jets off waivers from the Broncos on Sept. 3, 2017.
- Waived by the Jets on Sept. 20, 2017 and signed to the practice squad a day later.
- Waived by the Jets on Sept. 27, 2017.
- Signed by the New York Giants on Oct. 11, 2017 to the team's practice squad.
- Waived by the Giants on Oct. 31, 2017 and was signed to the practice squad a day later.

- Signed to the Giants active roster off of the practice squad on Nov. 14, 2017.
- Waived by the Giants on Sept. 2, 2018.
- Signed by the Titans to the team's practice squad on Sept. 25, 2018.
- Waived by the Titans on Oct. 2, 2018.
- Signed by the Giants to the team's practice squad on Oct. 16, 2018.
- Waived by the Giants on Oct. 18, 2018.
- Signed by the Titans to the team's practice squad on Dec. 24, 2018.
- Waived by the Titans on Sept. 7, 2019 and was signed to the team's practice squad two days later.
- Signed by the Titans to their active roster from the practice squad on Oct. 26, 2019.

### SEASON RECAPS:

- 2020 (15/3, 1/0 - Tennessee):** Played in a career-best 15 games with three starts at wide receiver and registered nine catches for 187 yards. Led the team with 15 kickoff returns for 275 yards and 23 punt returns for 208 yards. Notched a special teams tackle. Spent one contest on the reserve/COVID-19 list. Appeared as a reserve in the postseason contest and returned two punts for eight yards. Collected a career-high three receptions and a career-best 118 receiving yards at Minnesota (9/27/20). Led the team in receiving yards once in 2020 (at MIN). Tied for the team lead in special teams tackles once in 2020 (vs. IND).
- At Denver (9/14), played as a reserve at wide receiver and as a return specialist. Registered three punt returns for 19 yards and one kickoff return for 19 yards.
  - Against Jacksonville (9/20), returned three kickoffs for 52 yards.
  - At Minnesota (9/27), played as a reserve at wide receiver and set career-highs with three receptions and a team-best 118 receiving yards. Returned one kickoff for 30 yards and two punts for five yards. Set up the Titans' opening field goal with a diving 44-yard catch down the left sideline in the first quarter. Kickstarted the Titans' second touchdown drive with a 61-yard reception down to the Vikings' four-yard line late in the third quarter.
  - Against Buffalo (10/13), started at wide receiver and snagged two receptions for 26 yards. Returned two punts for 40 yards and two kickoffs for 35 yards. Set up the Titans' second touchdown with a 40-yard punt return down the left sideline to the Bills' 20-yard line late in the first quarter.
  - Against Houston (10/18), saw action as a reserve at wide receiver and recorded three catches for 32 yards. Returned three kickoffs for 63 yards and three punts for 20 yards.
  - Against Pittsburgh (10/25), returned three kickoffs for 43 yards and one punt for five yards.
  - At Cincinnati (11/1), played as a reserve at wide receiver and caught one pass for 11 yards. Returned one kickoff for 19 yards and one punt for three yards.
  - Against Chicago (11/8), returned three punts for 49 yards and one kickoff for 14 yards. His 16.3-yard punt return average was the best of his career in a game with at least three returns.
  - Against Indianapolis (11/12), started at wide receiver. Returned one punt for two yards. Registered a special teams tackle on coverage units.
  - At Baltimore (11/22), played as a reserve at wide receiver and punt returner.
  - At Indianapolis (11/29), saw action as a reserve at wide receiver and as a punt returner. Returned four punts for a career-high 52 yards with a long return of 17 yards.
  - Against Cleveland (12/6), played as a reserve on special teams. Fair caught two punts as a returner.
  - At Jacksonville (12/13), saw action as reserve at wide receiver and on special teams. Returned two punts for 13 yards.

- Against Detroit (12/20), missed the game while on reserve/COVID-19.
- At Green Bay (12/27), played as a reserve at wide receiver.
- At Houston (1/3), saw action as a reserve at wide receiver and on special teams in the Titans' division-clinching victory. Notched a tackle on a fake punt and posted a fair catch as a punt returner.
- Against Baltimore (1/10), played as a reserve at wide receiver and as a punt returner. Returned two punts for eight yards.

**2019 (8/1, 2/0 - Tennessee):** Played in eight games with a start at wide receiver and posted career-highs with nine receptions, 170 receiving yards and a touchdown. Returned a team-high 18 kickoffs for a team-best 403 yards. Also returned four punts for 45 yards. Collected four special teams tackles on coverage units. Was inactive for the regular season finale. Spent six weeks on the Titans' practice squad before being elevated to the active roster on Oct. 26. Appeared in two postseason contests and grabbed a 45-yard touchdown reception. Returned four kickoffs for 68 yards and one punt for nine yards. Was inactive for the wild card playoff game. Led the team in receiving yards twice (vs. KC, at BAL). Tied for the team lead in special teams tackles twice (vs. KC, at OAK). Made his first career start and collected his first career touchdown reception at Indianapolis (12/1/19).

- Against Tampa Bay (10/27), saw his first action of the season as the kickoff returner and brought back one kickoff for 45 yards.
- At Carolina (11/3), returned three kickoffs for 69 yards and snared two passes for 19 yards. Registered a special teams tackle on coverage units.
- Against Kansas City (11/10), saw action as a reserve at wide receiver and snared one reception for 52 yards. Returned three kickoffs for 46 yards. Kickstarted the Titans' initial scoring drive with a diving 52-yard catch to the Kansas City 21-yard line in the second quarter. Collected a special teams tackle on coverage units.
- At Indianapolis (12/1), made his first career start at wide receiver and hauled in a 40-yard touchdown pass. Sealed the victory with a diving 40-yard touchdown catch on third-and-six late in the fourth quarter.
- Against New Orleans (12/22), played as a reserve at wide receiver and caught two passes for 32 yards. Returned four kickoffs for 83 yards and three punts for 37 yards. Registered a special teams tackle on coverage units.
- At Baltimore (1/11), made his playoff debut as a reserve at wide receiver and snared a 45-yard touchdown on his first career postseason catch. Returned one kickoff for seven yards with the hands team on the field. Increased the Titans lead to 7-0 with a leaping 45-yard touchdown grab early in the second quarter.
- At Kansas City (1/19), saw action as a reserve at wide receiver and as a return specialist. Brought back three kickoffs for 61 yards and one punt for nine yards.

**2018 (0/0 - New York Giants; 0/0 - Tennessee):** Spent time on the practice squads of the Giants and Titans.

**2017 (2/0 - New York Jets; 6/0 - New York Giants):** Appeared in a career-high eight games for both the New York Jets (2), and New York Giants (6). Caught one pass for 12 yards. Returned 18 punts for 99 yards and returned 14 kickoffs for 271 yards.

- Against Kansas City (11/19), made his first NFL reception for 12 yards. Also returned two punts for eight yards and one kickoff for six yards as a member of the Giants.

**2016 (4/0 - Denver):** Spent the first 11 weeks of the season on the practice

squad before being signed to the active roster and appearing in four games as a rookie. Returned 11 punts for 111 yards and a 10.1-yard average, as well as six kickoffs for 137 yards and a 22.8-yard average.

- At Kansas City (12/25), returned four kickoffs for 113 yards and a long of 40. Averaged 28.3 yards per return.

#### COLLEGE:

- Appeared in 40 games with 23 starts over four seasons (2012-15) as a wide receiver and return specialist for Holy Cross. Totaled 155 receptions for 1,683 yards and 14 touchdowns. Also returned 62 punts for 464 yards and a score as well as 80 kickoffs for 1,809 yards and two touchdowns.
- As a senior (2015), played in all 11 games and made nine starts. Caught 74 passes for 978 yards and nine touchdowns. Earned first-team All-Patriot league honors as both a wide receiver and a return specialist.
- As a junior (2014), appeared in and started nine contests and totaled 38 receptions for 305 yards and two scores. His receptions ranked eighth in the Patriot League. Also returned 13 punts for 121 yards and eight kickoffs for 149 yards. Finished the season 24th in the nation in punt returns and 92nd in receptions.
- As a sophomore (2013), saw action in 10 games and started five. Posted 42 catches for 400 yards and three touchdowns and added 16 carries for 67 yards and a score. Ranked third on the team in receptions. Tallied a team-leading 26 kickoff returns for 548 yards and also returned nine punts for 32 yards. Finished the season with a team-best 1,047 all-purpose yards which also ranked sixth in the Patriot League and 72nd in the nation.
- As a freshman (2012), played in 10 games and returned 32 kickoffs for 777 yards (24.3 average) and one touchdown as well as 19 punts for 101 yards (5.3 average). Ranked first in the league in kickoff returns, seventh in punt returns, and eighth in all-purpose yards. Also ranked 35th in the nation in kickoff returns and 51st in punt returns. Earned first-team All-Patriot League honors and All-Eastern College Athletic Conference honors. Named to the New England Football Writers All-Star team and the College Sports Journal National All-Freshman team.

#### PERSONAL:

- Attended Greater Atlanta Christian (Ga.) High School where he caught 30 passes for 511 yards (17.0 average) and nine touchdowns during his high school career.
- Son of Eric Raymond and Kim Ly.
- Has four brothers, Mason, Cornelius, Antonio and Kedar, and three sisters, Sydea, Madison and Ericca.
- Follow Raymond on Twitter and Instagram at @kalifraymond7.
- Born Kalif Raymond on Aug. 8, 1994 in Lawrenceville, Ga.

## KALIF RAYMOND'S OFFENSIVE GAME-BY-GAME

2016 Denver Broncos					RECEIVING					RUSHING				
Date	Opp	W/L	P/S		No	Yds	Avg	Lg	TD	Att	Yds	Avg	Lg	TD
Sept 8	Car	W	PS											
Sept 18	Ind	W	PS											
Sept 25	@ Cin	W	PS											
Oct 2	@ TB	W	PS											
Oct 9	Atl	L	PS											
Oct 13	@ SD	L	PS											
Oct 24	Hou	W	PS											
Oct 30	SD	W	PS											
Nov 6	@ Oak	L	PS											
Nov 13	@ NO	W	PS											
Nov 27	KC	L	PS											
Dec 4	@ Jax	W	p		0	0	-	0	0	0	0	-	0	0
Dec 11	@ Ten	L	p		0	0	-	0	0	0	0	-	0	0
Dec 18	NE	L	IA											
Dec 25	@ KC	L	p		0	0	-	0	0	0	0	-	0	0
Jan 1	Oak	W	p		0	0	-	0	0	0	0	-	0	0
<b>Totals</b>		<b>9-7</b>	<b>4/0</b>		<b>0</b>	<b>0</b>	<b>-</b>	<b>0</b>	<b>0</b>	<b>0</b>	<b>0</b>	<b>-</b>	<b>0</b>	<b>0</b>

2017 N.Y. Jets/N.Y. Giants					RECEIVING					RUSHING				
Date	Opp	W/L	P/S		No	Yds	Avg	Lg	TD	Att	Yds	Avg	Lg	TD
Sept 10	@ Buf	L	p		0	0	-	-	0	0	0	-	0	0
Sept 17	@ Oak	L	p		0	0	-	-	0	0	0	-	0	0
Sept 24	Mia	W	PS											
Signed by the Giants to the team's practice squad on Oct. 11														
Oct 15	@ Den	W	PS											
Oct 22	Sea	L	PS											
Nov 5	LAR	L	PS											
Nov 12	@ SF	L	PS											
Nov 19	KC	W	p		1	12	12.0	12	0	1	-1	-1.0	-1	0
Nov 23	@ Was	L	p		0	0	-	0	0	0	0	-	0	0
Dec 3	@ Oak	L	p		0	0	-	0	0	0	0	-	0	0
Dec 10	Dal	L	p		0	0	-	0	0	0	0	-	0	0
Dec 17	Phi	L	p		0	0	-	0	0	0	0	-	0	0
Dec 24	@ Ari	L	IA											
Dec 31	Was	W	p		0	0	-	0	0	0	0	-	0	0
<b>Totals</b>		<b>4-10</b>	<b>8/0</b>		<b>1</b>	<b>12</b>	<b>12.0</b>	<b>12</b>	<b>0</b>	<b>1</b>	<b>-1</b>	<b>-1.0</b>	<b>-1</b>	<b>0</b>

2019 Tennessee Titans					RECEIVING					RUSHING				
Date	Opp	W/L	P/S		No	Yds	Avg	Lg	TD	Att	Yds	Avg	Lg	TD
Sept 8	@ Cle	W	PS											
Sept 15	Ind	L	PS											
Sept 19	@ Jax	L	PS											
Sept 29	@ Atl	W	PS											
Oct 6	Buf	L	PS											
Oct 13	@ Den	L	PS											
Oct 20	LAC	W	PS											
Oct 27	TB	W	p		0	0	-	0	0	0	0	-	0	0
Nov 3	@ Car	L	p		2	19	9.5	14	0	0	0	-	0	0
Nov 10	KC	W	p		1	52	52.0	52	0	0	0	-	0	0
Nov 24	Jax	W	p		1	14	14.0	14	0	1	-5	-5.0	-5	0
Dec 1	@ Ind	W	S		1	40	40.0	40t	1	0	0	-	0	0
Dec 8	@ Oak	W	p		1	11	11.0	11	0	0	0	-	0	0
Dec 15	Hou	L	p		1	2	2.0	2	0	0	0	-	0	0
Dec 22	NO	L	p		2	32	16.0	23	0	0	0	-	0	0
Dec 29	@ Hou	W	IA											
<b>Totals</b>		<b>9-7</b>	<b>8/1</b>		<b>9</b>	<b>170</b>	<b>18.9</b>	<b>52</b>	<b>1</b>	<b>1</b>	<b>-5</b>	<b>-5.0</b>	<b>-5</b>	<b>0</b>

Playoffs														
Jan 4	@ NE	W	IA											
Jan 11	@ Bal	W	p		1	45	45.0	45t	1	0	0	-	0	0
Jan 19	@ KC	L	p		0	0	-	0	0	0	0	-	0	0
<b>Totals</b>		<b>2-1</b>	<b>2/0</b>		<b>1</b>	<b>45</b>	<b>45.0</b>	<b>45t</b>	<b>1</b>	<b>0</b>	<b>0</b>	<b>-</b>	<b>0</b>	<b>0</b>

2020 Tennessee Titans					RECEIVING					RUSHING				
Date	Opp	W/L	P/S		No	Yds	Avg	Lg	TD	Att	Yds	Avg	Lg	TD
Sept 14	@ Den	W	p		0	0	-	0	0	0	0	-	0	0
Sept 20	Jax	W	S		0	0	-	0	0	0	0	-	0	0
Sept 27	@ Min	W	p		3	118	39.3	61	0	1	-3	-3.0	-3	0
Oct 13	Buf	W	S		2	26	13.0	20	0	0	0	-	0	0
Oct 18	Hou	W	p		3	32	10.7	20	0	0	0	-	0	0
Oct 25	Pit	L	p		0	0	-	0	0	0	0	-	0	0
Nov 1	@ Cin	L	p		1	11	11.0	11	0	0	0	-	0	0
Nov 8	Chi	W	p		0	0	-	0	0	0	0	-	0	0
Nov 12	Ind	L	S		0	0	-	0	0	0	0	-	0	0
Nov 22	@ Bal	W	p		0	0	-	0	0	0	0	-	0	0
Nov 29	@ Ind	W	p		0	0	-	0	0	0	0	-	0	0
Dec 6	Cle	L	p		0	0	-	0	0	0	0	-	0	0
Dec 13	@ Jax	W	p		0	0	-	0	0	0	0	-	0	0
Dec 20	Det	W	R/C											
Dec 27	@ GB	L	p		0	0	-	0	0	0	0	-	0	0
Jan 3	@ Hou	W	p		0	0	-	0	0	0	0	-	0	0
<b>Totals</b>		<b>11-5</b>	<b>15/3</b>		<b>9</b>	<b>187</b>	<b>20.8</b>	<b>61</b>	<b>0</b>	<b>1</b>	<b>-3</b>	<b>-3.0</b>	<b>-3</b>	<b>0</b>

Playoffs														
Jan 10	Bal	L	p		0	0	-	0	0	0	0	-	0	0
<b>Totals</b>		<b>0-1</b>	<b>1/0</b>		<b>0</b>	<b>0</b>	<b>-</b>	<b>0</b>	<b>0</b>	<b>0</b>	<b>0</b>	<b>-</b>	<b>0</b>	<b>0</b>

## KALIF RAYMOND'S RETURN GAME-BY-GAME

2016 Denver Broncos				PUNT RETURNS					KICKOFF RETURNS					
Date	Opp	W-L	P/S	No	FC	Yds	Avg	Lg	TD	No	Yds	Avg	Lg	TD
Sept 8	Car	W	PS											
Sept 18	Ind	W	PS											
Sept 25	@ Cin	W	PS											
Oct 2	@ TB	W	PS											
Oct 9	Atl	L	PS											
Oct 13	@ SD	L	PS											
Oct 24	Hou	W	PS											
Oct 30	SD	W	PS											
Nov 6	@ Oak	L	PS											
Nov 13	@ NO	W	PS											
Nov 27	KC	L	PS											
Dec 4	@ Jax	W	p	4	3	40	10.0	22	0	0	0	-	-	0
Dec 11	@ Ten	L	p	2	2	21	10.5	21	0	0	0	-	-	0
Dec 18	NE	L	IA											
Dec 25	@ KC	L	p	1	2	0	0.0	0	0	4	113	28.3	40	0
Jan 1	Oak	W	p	4	2	50	12.5	25	0	2	24	12.0	12	0
<b>Totals</b>		<b>9-7</b>	<b>4/0</b>	<b>11</b>	<b>9</b>	<b>111</b>	<b>10.1</b>	<b>25</b>	<b>0</b>	<b>6</b>	<b>137</b>	<b>22.8</b>	<b>40</b>	<b>0</b>

2017 N.Y. Jets/N.Y. Giants				PUNT RETURNS					KICKOFF RETURNS					
Date	Opp	W-L	P/S	No	FC	Yds	Avg	Lg	TD	No	Yds	Avg	Lg	TD
Sept 10	@ Buf	L	p	3	2	27	9.0	25	0	2	45	22.5	25	0
Sept 17	@ Oak	L	p	2	1	11	5.5	11	0	1	40	40.0	40	0
Sept 24	Mia	W	PS											
Oct 15	@ Den	W	PS											
Oct 22	Sea	L	PS											
Nov 5	LAR	L	PS											
Nov 12	@ SF	L	PS											
Nov 19	KC	W	p	2	1	8	4.0	8	0	1	6	6.0	6	0
Nov 23	@ Was	L	p	2	2	8	4.0	8	0	0	0	-	-	0
Dec 3	@ Oak	L	p	2	0	10	5.0	8	0	2	32	16.0	18	0
Dec 10	Dal	L	p	1	0	-3	-3.0	-3	0	3	48	16.0	18	0
Dec 17	Phi	L	p	1	0	7	7.0	7	0	5	100	20.0	24	0
Dec 24	@ Ari	L	IA											
Dec 31	Was	W	p	5	3	31	6.2	17	0	0	0	-	-	0
<b>Totals</b>		<b>4-10</b>	<b>8/0</b>	<b>18</b>	<b>9</b>	<b>99</b>	<b>5.5</b>	<b>25</b>	<b>0</b>	<b>14</b>	<b>271</b>	<b>19.4</b>	<b>40</b>	<b>0</b>

Signed by the Giants to the team's practice squad on Oct. 11

2019 Tennessee Titans				PUNT RETURNS					KICKOFF RETURNS					
Date	Opp	W-L	P/S	No	FC	Yds	Avg	Lg	TD	No	Yds	Avg	Lg	TD
Sept 8	@ Cle	W	PS											
Sept 15	Ind	L	PS											
Sept 19	@ Jax	L	PS											
Sept 29	@ Atl	W	PS											
Oct 6	Buf	L	PS											
Oct 13	@ Den	L	PS											
Oct 20	LAC	W	PS											
Oct 27	TB	W	p	0	0	0	-	0	0	1	45	45.0	45	0
Nov 3	@ Car	L	p	0	0	0	-	0	0	3	69	23.0	32	0
Nov 10	KC	W	p	0	0	0	-	0	0	3	46	15.3	19	0
Nov 24	Jax	W	p	0	0	0	-	0	0	1	34	34.0	34	0
Dec 1	@ Ind	W	S	0	1	0	-	0	0	0	0	-	0	0
Dec 8	@ Oak	W	p	0	3	0	-	0	0	3	71	23.7	26	0
Dec 15	Hou	L	p	1	1	8	8.0	8	0	3	55	18.3	24	0
Dec 22	NO	L	p	3	2	37	12.3	14	0	4	83	20.8	26	0
Dec 29	@ Hou	W	IA											
<b>Totals</b>		<b>9-7</b>	<b>8/1</b>	<b>4</b>	<b>7</b>	<b>45</b>	<b>11.3</b>	<b>14</b>	<b>0</b>	<b>18</b>	<b>403</b>	<b>22.4</b>	<b>45</b>	<b>0</b>

### Playoffs

Jan 4	@ NE	W	IA											
Jan 11	@ Bal	W	p	0	1	0	-	0	0	1	7	7.0	7	0
Jan 19	@ KC	L	p	1	1	9	9.0	9	0	3	61	20.3	22	0
<b>Totals</b>		<b>2-1</b>	<b>2/0</b>	<b>1</b>	<b>2</b>	<b>9</b>	<b>9.0</b>	<b>9</b>	<b>0</b>	<b>4</b>	<b>68</b>	<b>17.0</b>	<b>22</b>	<b>0</b>

2020 Tennessee Titans				PUNT RETURNS					KICKOFF RETURNS					
Date	Opp	W-L	P/S	No	FC	Yds	Avg	Lg	TD	No	Yds	Avg	Lg	TD
Sept 14	@ Den	W	p	3	1	19	6.3	11	0	1	19	19.0	19	0
Sept 20	Jax	W	S	1	0	0	0.0	0	0	3	52	17.3	23	0
Sept 27	@ Min	W	p	2	1	5	2.5	3	0	1	30	30.0	30	0
Oct 13	Buf	W	S	2	0	40	20.0	40	0	2	35	17.5	22	0
Oct 18	Hou	W	p	3	0	20	6.7	16	0	3	63	21.0	23	0
Oct 25	Pit	L	p	1	1	5	5.0	5	0	3	43	14.3	23	0
Nov 1	@ Cin	L	p	1	0	3	3.0	3	0	1	19	19.0	19	0
Nov 8	Chi	W	p	3	2	49	16.3	21	0	1	14	14.0	14	0
Nov 12	Ind	L	S	1	0	2	2.0	2	0	0	0	-	0	0
Nov 22	@ Bal	W	p	0	2	0	-	0	0	0	0	-	0	0
Nov 29	@ Ind	W	p	4	1	52	13.0	17	0	0	0	-	0	0
Dec 6	Cle	L	p	0	2	0	-	0	0	0	0	-	0	0
Dec 13	@ Jax	W	p	2	0	13	6.5	13	0	0	0	-	0	0
Dec 20	Det	W	R/C											
Dec 27	@ GB	L	p	0	0	0	-	0	0	0	0	-	0	0
Jan 3	@ Hou	W	p	0	1	0	-	0	0	0	0	-	0	0
<b>Totals</b>		<b>11-5</b>	<b>15/3</b>	<b>23</b>	<b>11</b>	<b>208</b>	<b>9.0</b>	<b>40</b>	<b>0</b>	<b>15</b>	<b>275</b>	<b>18.3</b>	<b>30</b>	<b>0</b>

### Playoffs

Jan 10	Bal	L	p	2	0	8	4.0	6	0	0	0	-	0	0
<b>Totals</b>		<b>0-1</b>	<b>1/0</b>	<b>2</b>	<b>0</b>	<b>8</b>	<b>4.0</b>	<b>6</b>	<b>0</b>	<b>0</b>	<b>0</b>	<b>-</b>	<b>0</b>	<b>0</b>

## KALIF RAYMOND'S NFL STATISTICS

### REGULAR SEASON

Year	Team	REGULAR SEASON		RECEIVING					RUSHING				
		GP	GS	No	Yds	Avg	Lg	TD	Att	Yds	Avg	Lg	TD
2016	Denver	4	0	0	0	-	0	0	0	0	-	0	0
2017	NYJ/NYG	8	0	1	12	12.0	12	0	1	-1	-1.0	-1	0
2018	Tenn/NYG	Practice Squad											
2019	Tennessee	8	1	9	170	18.9	52	1	1	-5	-5.0	-5	0
2020	Tennessee	15	3	9	187	20.8	61	0	1	-3	-3.0	-3	0
<b>NFL Totals</b>		<b>35</b>	<b>4</b>	<b>19</b>	<b>369</b>	<b>19.4</b>	<b>61</b>	<b>1</b>	<b>3</b>	<b>-9</b>	<b>-3.0</b>	<b>-1</b>	<b>0</b>

### REGULAR SEASON

Year	Team	REGULAR SEASON						REGULAR SEASON					
		No	FC	Yds	Avg	Lg	TD	No	Yds	Avg	Lg	TD	
2016	Denver	11	9	111	10.1	25	0	6	137	22.8	40	0	
2017	NYJ/NYG	18	9	99	5.5	25	0	14	271	19.4	40	0	
2018	Tenn/NYG	Practice Squad											
2019	Tennessee	4	7	45	11.3	14	0	18	403	22.4	45	0	
2020	Tennessee	23	11	208	9.0	40	0	15	275	18.3	30	0	
<b>NFL Totals</b>		<b>56</b>	<b>36</b>	<b>463</b>	<b>8.3</b>	<b>40</b>	<b>0</b>	<b>53</b>	<b>1,086</b>	<b>20.5</b>	<b>45</b>	<b>0</b>	

### PLAYOFFS

Year	Team	PLAYOFFS		RECEIVING					RUSHING				
		GP	GS	No	Yds	Avg	Lg	TD	Att	Yds	Avg	Lg	TD
2019	Tennessee	2	0	1	45	45.0	45t	1	0	0	-	0	0
2020	Tennessee	1	0	0	0	-	0	0	0	0	-	0	0
<b>NFL Totals</b>		<b>3</b>	<b>0</b>	<b>1</b>	<b>45</b>	<b>45.0</b>	<b>45t</b>	<b>1</b>	<b>0</b>	<b>0</b>	<b>-</b>	<b>0</b>	<b>0</b>

### PLAYOFFS

Year	Team	PLAYOFFS						PLAYOFFS					
		No	FC	Yds	Avg	Lg	TD	No	Yds	Avg	Lg	TD	
2019	Tennessee	1	2	9	9.0	9	0	4	68	17.0	22	0	
2020	Tennessee	2	0	8	4.0	6	0	0	0	-	0	0	
<b>NFL Totals</b>		<b>3</b>	<b>2</b>	<b>17</b>	<b>5.7</b>	<b>9</b>	<b>0</b>	<b>4</b>	<b>68</b>	<b>17.0</b>	<b>22</b>	<b>0</b>	

### Single-Game Highs

Receptions - **3 (Twice, last vs. Houston 10/18/20)**  
 Receiving Yards - **118 at Minnesota (9/27/20)**  
 Long Reception - **61 at Minnesota (9/27/20)**  
 Touchdown Receptions - 1 at Indianapolis (12/1/19)  
 Kickoff Returns - 5 vs. Philadelphia (12/17/17)  
 Kick Return Yards - 113 at Kansas City (12/25/16)  
 Kickoff Return Long - 45 vs. Tampa Bay (10/27/19)  
 Punt Returns - 5 vs. Washington (12/31/17)  
 Punt Return Yards - **52 at Indianapolis (11/29/20)**  
 Punt Return Long - **40 vs. Buffalo (10/13/20)**

### Additional Statistics

Special Teams Tackles - 4 (2019), **1 (2020)**  
 Misc. Tackles - **1 (2020)**  
 Tackles - **1 (2020)**

### Playoff Single-Game Highs

Receptions - 1 at Baltimore (1/11/20)  
 Receiving Yards - 45 at Baltimore (1/11/20)  
 Long Reception - 45t at Baltimore (1/11/20)  
 Touchdown Receptions - 1 at Baltimore (1/11/20)  
 Kickoff Returns - 3 at Kansas City (1/19/20)  
 Kick Return Yards - 61 at Kansas City (1/19/20)  
 Kickoff Return Long - 22 at Kansas City (1/19/20)  
 Punt Returns - **2 vs. Baltimore (1/10/21)**  
 Punt Return Yards - 9 at Kansas City (1/19/20)  
 Punt Return Long - 9 at Kansas City (1/19/20)

### Additional Career Playoff Statistics

Misc. Tackles - **1 (2020)**



# 42 BROOKS REED

OUTSIDE LINEBACKER • 6'3" • 254 LBS • COLLEGE: ARIZONA  
ACQUIRED: FREE AGENT - 2020 • NFL EXPERIENCE (NFL/TITANS): 10/1  
HOMETOWN: SABINO, ARIZ.  
GAMES PLAYED/GAMES STARTED: 131/87 (PLAYOFFS: 10/5)

**PRO:** The Titans signed free agent Brooks Reed to the practice squad during Week 12 of the 2020 season to provide depth and veteran experience to the outside linebacking corps. The 6-foot-3-inch, 254-pounder has appeared in 129 career games with 86 starts over 10 seasons with the Houston Texans (2011-14), Atlanta Falcons (2015-18) and Arizona Cardinals (2019). His career totals include 273 tackles, 22.5 sacks, 55 quarterback pressures, 36 tackles for loss, one interception, three forced fumbles and two fumble recoveries. The Sabino, Ariz., native was originally drafted by the Texans in the second round (42nd overall) of the 2011 NFL Draft.

#### TITANS TIDBITS:

- Reed's brother, Lucas, played tight end at Mexico. He signed with the Denver Broncos as a rookie free agent following the 2013 NFL Draft.
- As a rookie in 2011, set a Texans rookie franchise record with six sacks.

#### CAREER TRANSACTIONS:

- The Sabino, Ariz., native was originally drafted by the Houston Texans in the second round (42nd overall) of the 2011 NFL Draft.
- Signed by the Atlanta Falcons as a free agent on March 10, 2015.
- Waived by the Falcons on Feb. 7, 2019.
- Signed by the Arizona Cardinals on Feb. 9, 2019.
- Signed by the Titans to the team's practice squad on Nov. 30, 2020.
- Activated from the practice squad to the active roster standard elevation on Dec. 19, 2020.
- Activated from the practice squad to the active roster standard elevation on Dec. 26, 2020.
- Activated from the practice squad to the active roster COVID-19 replacement on Jan. 2, 2021.
- Activated from the practice squad to the active roster COVID-19 replacement on Jan. 9, 2021.

#### SEASON RECAPS:

**2020 (2/1, 1/0 - Tennessee):** Saw action in two games with one start at outside linebacker and registered three tackles, including a sack. Spent two weeks on the team's practice squad. Was elevated to the active roster from the practice squad on gameday three times. Saw action as a reserve in the postseason game and notched a sack. Tied for the team lead in sacks once in 2020 (at HOU). Tied for the team lead in special teams tackles once in 2020 (at HOU).

- Against Detroit (12/20), was inactive.
- At Green Bay (12/27), made his Titans debut as a starter at outside linebacker and registered a tackle.
- At Houston (1/3), played as a reserve at outside linebacker and notched two tackles, including a sack and a quarterback pressure in the Titans' division-clinching victory. Collected a special teams tackle on coverage units. Dropped Deshaun Watson for a seven-yard sack in the second quarter.
- Against Baltimore (1/10), saw action as a reserve at outside linebacker and posted a sack. Forced the Ravens to settle for a field goal by dropping Lamar Jackson for a five-yard sack on third-and-six in the second quarter.

**2019 (9/0 - Arizona):** Saw action in nine contests before being placed on injured reserve. Posted four tackles, one sack, one quarterback pressure, one tackle for loss and three special teams stops on the season.

- At New York Giants (10/20), tallied two tackles, one sack, one quarterback pressure, one tackle for loss and one special teams stop.

**2018 (16/8 - Atlanta):** Appeared in all 16 games for the second consecutive

season and the fifth time in his career. Made eight starts and finished the season with an active streak of 46 consecutive games played in the regular season. Totaled 24 tackles, one sack, four quarterback pressures and one forced fumble.

- At Pittsburgh (10/7), posted six tackles and one quarterback pressure.
- Against Tampa Bay (10/14), notched one tackle, one sack and one quarterback pressure.

**2017 (16/14, 2/0 - Atlanta):** Played in all 16 games and made 14 starts for the Falcons. Recorded 39 tackles, four sacks, seven quarterback pressures, six tackles for loss and two special teams tackles. Saw action in both postseason contests and notched three tackles and one quarterback pressure.

- At Chicago (9/10), tallied five tackles, tied a career high with two sacks, two quarterback pressures and a career-best three tackles for loss. With the Bears facing a fourth-and-goal from the Atlanta five-yard line, sacked Bears QB Mike Glennon for a nine-yard loss to seal the victory.
- Against Buffalo (10/1), tied his career-high with seven tackles, and added one sack, one quarterback pressure and two tackles for loss.
- Against Dallas (11/12), recorded three tackles, one sack, one quarterback pressure and one tackle for loss. On fourth-and-six in the fourth quarter, sacked Cowboys QB Dak Prescott for an 11-yard loss.
- At Philadelphia in the Divisional Round (1/13/18), posted three tackles and a quarterback pressure.

**2016 (15/7, 3/1 - Atlanta):** Started seven of 15 games played and posted 21 tackles, two sacks, seven quarterback pressures, two tackles for loss, one pass defensed, one forced fumble and a career-high four special teams stops on the season. Was inactive Week 2 due to injury. Appeared in all three postseason games with one start and recorded seven tackles, one sack, one quarterback pressure and two tackles for loss.

- Against San Diego (10/23), recorded three tackles, one sack, one quarterback pressure and one tackle for loss.
- At Tampa Bay (11/3), tallied a season-high four tackles and one quarterback pressure.
- At Carolina (12/24), posted three tackles, a half sack, and a season-high two quarterback pressures.
- Against Seattle in the Divisional Round (1/14/17), started at defensive end and totaled three tackles, one sack, one tackle for loss and a quarterback pressure.
- Against New England in Super Bowl LI (2/5/17), notched three tackles and a tackle for loss.

**2015 (13/5 - Atlanta):** Appeared in 13 games and made five starts in his first season with the Falcons. Posted 17 tackles, two quarterback pressures and two tackles for loss. Was inactive for three games due to injury.

- At San Francisco (11/8), posted a season-high five tackles.

**2014 (16/13 - Houston):** Saw action in all 16 games for the second consecutive season and made 13 starts. Tallied 41 tackles, three sacks, 10 quarterback pressures, five tackles for loss, one interception and four passes defensed.

- Against Washington (9/7), tallied five tackles, one sack, three quarterback pressures and one tackle for loss.
- At Oakland (9/14), caught his first career interception for five yards.
- At Cleveland (11/16), posted three tackles, one sack, one quarterback pressure and one tackle for loss.
- At Jacksonville (12/7), recorded a season-high five tackles, one sack, one

quarterback pressure, one tackle for loss and a pass defended.

- Against Jacksonville (12/28), totaled three tackles, one quarterback pressure, one tackle for loss and a career-high two passes defended.

**2013 (16/6 - Houston):** Started all 16 games and set career highs in tackles (56) and tackles for loss (nine). Also amassed three sacks and six quarterback pressures.

- At Baltimore (9/22), tied his career-high with seven tackles and had one tackle for loss.
- Against Seattle (9/29), posted four tackles, one sack, one quarterback pressure and one tackle for loss.
- At Jacksonville (12/5), tallied three tackles, one sack, one quarterback pressure and one tackle for loss.
- At Indianapolis (12/15), notched three tackles, one sack, one quarterback pressure and one tackle for loss.

**2012 (12/12, 2/2 - Houston):** Appeared in 12 games and made 12 starts. Was inactive for three contests due to injury. Recorded 27 tackles, 2.5 sacks, seven quarterback pressures, four tackles for loss, three passes defended and one forced fumble. Started both postseason games and amassed six tackles, 1.5 sacks and two quarterback pressures.

- At N.Y. Jets (10/8), recorded two tackles, one sack, one quarterback pressure, one pass defended and one forced fumble. Strip-sacked Jets QB Mark Sanchez and the ball was recovered by New York.
- Against Cincinnati on Wild Card Weekend (1/5/13), posted three tackles, one sack and one quarterback pressure.
- At Baltimore in the Divisional Round (1/15/13), tallied three tackles, one half sack and one quarterback pressure.

**2011 (16/11, 2/2 - Houston):** Saw action in all 16 games and made 11 starts as a rookie. Recorded 44 tackles, a rookie franchise-record six sacks, 11 quarterback pressures, seven tackles for loss, three passes defended and two fumble recoveries. Started both postseason contests and tallied 13 tackles, 3.5 sacks, three quarterback pressures, two tackles for loss and a forced fumble.

- At Baltimore (10/16), made his first career start and finished with six tackles, one quarterback pressure and a pass defended.
- At Tennessee (10/23), posted four tackles, his first career sack, one quarterback pressure and one tackle for loss.
- Against Jacksonville (10/30), recorded four tackles, one sack, one quarterback pressure and one tackle for loss.
- Against Cleveland (11/6), tallied five tackles, a career-high two sacks, three quarterback pressures and two tackles for loss. It was his first multi-sack game.
- At Tampa Bay (11/13), notched at least one sack for the fourth consecutive game. Added two tackles, one quarterback pressure, one tackle for loss and one pass defended.
- At Jacksonville (11/27), posted a sack for the fifth consecutive game. Added four tackles, one quarterback pressure and one tackle for loss.

- At Cincinnati (12/11), tallied three tackles, one tackle for loss and his first career fumble recovery.

• Against Cincinnati on Wild Card Weekend (1/7/12), made his postseason debut and finished with five tackles, one sack, one quarterback pressure and one tackle for loss.

- At Baltimore in the Divisional Round (1/15/12), recored eight tackles, 2.5 sacks, two quarterback pressures, one tackle for loss and one forced fumble.

#### COLLEGE:

• Appeared in 34 games and made 45 starts over four seasons (2007-10) at Arizona. Totaled 114 tackles, 17.0 sacks, 25 tackles for loss, four passes defended and four forced fumbles for the Wildcats. Switched to defensive end after playing his freshman season at H-back.

• As a senior (2010), started all 13 games and tallied a career-best 47 tackles, 6.5 sacks, 10 tackles for loss, two passes defended and one forced fumble. Earned first team All-Pac-10 honors.

• As a junior (2009), appeared in 10 games and made eight starts. Recorded 23 tackles and 2.0 sacks.

• As a sophomore (2008), started all 13 games in his first full season playing defensive end. Totaled 38 tackles, a team-high 8.0 sacks, 9.5 tackles for loss, two passes defended and three forced fumbles. Garnered All-Pac-10 honorable mention honors.

• As a redshirt freshman (2007), after beginning the season as an H-back, switched to defensive end and saw action in the final nine games. Posted seven tackles and one half sack.

• Redshirted in 2006.

• Majored in geography at Arizona.

#### PERSONAL:

• Attended Sabino (Ariz.) High School where he earned Tucson Citizen first team All-3A-4A and Arizona Daily Star first team All-Southern Arizona honors as a senior defensive lineman in 2005.

• As a junior in 2004, earned first team all-league, honorable mention all-state, and Arizona Daily Star All-Southern Arizona honors as a running back.

• Son of Bob Reed and Kathleen Knight.

• Has one brother, Lucas, and one sister, Katie.

• Follow Reed on Instagram and Twitter @brooksreed50.

• Born Brooks Reed on Feb. 28, 1987 in Sabino, Ariz.





## BROOKS REED'S DEFENSIVE GAME-BY-GAME CONT.

### 2018 Atlanta Falcons

Date	Opp	W/L	P/S	Tot Solo	Asst	Sk	- Yds	QBP	TFL	Int - Yds	-TD	PD	FF	FR - Yds	SpT
Sept 6	@ Phi	L	p	1	0	1	0.0	0.0	0	0	0	0	0	0	0
Sept 16	Car	W	p	1	0	1	0.0	0.0	0	0	0	0	0	0	0
Sept 23	NO	L	S	0	0	0	0.0	0.0	0	0	0	0	0	0	0
Sept 30	Cin	L	p	1	1	0	0.0	0.0	0	0	0	0	0	0	0
Oct 7	@ Pit	L	S	6	5	1	0.0	0.0	1	0	0	0	0	0	0
Oct 14	TB	W	p	1	1	0	1.0	0.0	1	0	0	0	0	0	0
Oct 22	NYG	W	p	3	0	3	0.0	0.0	0	0	0	0	0	0	0
Nov 4	@ Was	W	p	0	0	0	0.0	0.0	1	0	0	0	0	0	0
Nov 11	@ Cle	L	S	2	2	0	0.0	0.0	0	0	0	0	1	0	0
Nov 18	Dal	L	S	1	0	1	0.0	0.0	1	0	0	0	0	0	0
Nov 22	@ NO	L	S	4	4	0	0.0	0.0	0	0	0	0	0	0	0
Dec 2	Bal	L	p	2	2	0	0.0	0.0	0	0	0	0	0	0	0
Dec 9	@ GB	L	p	1	0	1	0.0	0.0	0	0	0	0	0	0	0
Dec 16	Ari	W	S	1	1	0	0.0	0.0	0	0	0	0	0	0	0
Dec 23	@ Car	W	S	0	0	0	0.0	0.0	0	0	0	0	0	0	0
Dec 30	@ TB	W	S	0	0	0	0.0	0.0	0	0	0	0	0	0	0
<b>Totals</b>			<b>7-9</b>	<b>16/8</b>	<b>24</b>	<b>16</b>	<b>8</b>	<b>1.0</b>	<b>0.0</b>	<b>4</b>	<b>0</b>	<b>0</b>	<b>0</b>	<b>1</b>	<b>0</b>

### 2019 Arizona Cardinals

Date	Opp	W/L	P/S	Tot Solo	Asst	Sk	- Yds	QBP	TFL	Int - Yds	-TD	PD	FF	FR - Yds	SpT
Sept 8	Det	T	p	1	1	0	0.0	0.0	0	0	0	0	0	0	0
Sept 15	@ Bal	L	p	0	0	0	0.0	0.0	0	0	0	0	0	0	0
Sept 22	Car	L	p	0	0	0	0.0	0.0	0	0	0	0	0	0	1
Sept 29	Sea	L	p	0	0	0	0.0	0.0	0	0	0	0	0	0	0
Oct 6	@ Cin	W	p	1	1	0	0.0	0.0	0	0	0	0	0	0	0
Oct 13	Atl	W	p	0	0	0	0.0	0.0	0	0	0	0	0	0	1
Oct 20	@ NYG	W	p	2	1	1	1.0	5.0	1	1	0	0	0	0	1
Oct 27	@ NO	L	p	0	0	0	0.0	0.0	0	0	0	0	0	0	0
Oct 31	SF	L	p	0	0	0	0.0	0.0	0	0	0	0	0	0	0
Nov 10	@ TB	L	IR												
Nov 17	@ SF	L	IR												
Dec 1	LAR	L	IR												
Dec 8	Pit	L	IR												
Dec 15	Cle	W	IR												
Dec 22	@ Sea	W	IR												
Dec 29	@ LAR	L	IR												
<b>Totals</b>			<b>5-10-1</b>	<b>9/0</b>	<b>4</b>	<b>3</b>	<b>1</b>	<b>1.0</b>	<b>5.0</b>	<b>1</b>	<b>1</b>	<b>0</b>	<b>0</b>	<b>0</b>	<b>3</b>

### 2020 Tennessee Titans

Date	Opp	W/L	P/S	Tot Solo	Asst	Sk	- Yds	QBP	TFL	Int - Yds	-TD	PD	FF	FR - Yds	SpT
Nov 29	@ Ind	W	PS												
Dec 6	Cle	L	PS												
Dec 13	@ Jax	W	PS												
Dec 20	Det	W	IA												
Dec 27	@ GB	L	S	1	1	0	0.0	0.0	0	0	0	0	0	0	0
Jan 3	@ Hou	W	p	2	1	1	1.0	7.0	1	1	0	0	0	0	1
<b>Totals</b>			<b>4-2</b>	<b>2/1</b>	<b>3</b>	<b>2</b>	<b>1</b>	<b>1.0</b>	<b>7.0</b>	<b>1</b>	<b>1</b>	<b>0</b>	<b>0</b>	<b>0</b>	<b>1</b>
<b>Playoffs</b>															
Jan 10	Bal	L	p	1	1	0	1.0	5.0	1	1	0	0	0	0	0
<b>Totals</b>			<b>0-1</b>	<b>1/0</b>	<b>1</b>	<b>1</b>	<b>0</b>	<b>1.0</b>	<b>5.0</b>	<b>1</b>	<b>1</b>	<b>0</b>	<b>0</b>	<b>0</b>	<b>0</b>

## BROOKS REED'S NFL STATISTICS

### REGULAR SEASON

Year	Team	GP	GS	TACKLES						INTERCEPTIONS					FUMBLES				
				Tot	Solo	Asst	Sk	Yds	QBP	TFL	No	Yds	Lg	TD	PD	FF	FR	Yds	SpT
2011	Houston	16	11	44	30	14	6.0	36.0	11	7	0	0	0	0	3	0	2	0	1
2012	Houston	12	12	27	19	8	2.5	11.5	7	4	0	0	0	0	3	1	0	0	0
2013	Houston	16	16	56	43	13	3.0	17.0	6	9	0	0	0	0	0	0	0	0	0
2014	Houston	16	13	41	25	16	3.0	19.0	10	5	1	5	5	0	4	0	0	0	0
2015	Atlanta	13	5	17	10	7	0.0	0.0	2	2	0	0	0	0	0	0	0	0	0
2016	Atlanta	15	7	21	14	7	2.0	12.0	7	2	0	0	0	0	1	1	0	0	4
2017	Atlanta	16	14	39	22	17	4.0	41.0	7	6	0	0	0	0	0	0	0	0	2
2018	Atlanta	16	8	24	16	8	1.0	0.0	4	0	0	0	0	0	0	1	0	0	0
2019	Arizona	9	0	4	3	1	1.0	5.0	1	1	0	0	0	0	0	0	0	0	3
2020	Tennessee	2	1	3	2	1	1.0	7.0	1	1	0	0	0	0	0	0	0	0	1
<b>NFL Totals</b>		<b>131</b>	<b>87</b>	<b>276</b>	<b>184</b>	<b>92</b>	<b>23.5</b>	<b>148.5</b>	<b>56</b>	<b>37</b>	<b>1</b>	<b>5</b>	<b>5</b>	<b>0</b>	<b>11</b>	<b>3</b>	<b>2</b>	<b>0</b>	<b>11</b>

### PLAYOFFS

Year	Team	GP	GS	TACKLES						INTERCEPTIONS					FUMBLES				
				Tot	Solo	Asst	Sk	Yds	QBP	TFL	No	Yds	Lg	TD	PD	FF	FR	Yds	SpT
2011	Houston	2	2	13	9	4	3.5	23.0	3	2	0	0	0	0	0	1	0	0	0
2012	Houston	2	2	6	4	2	1.5	4.5	2	0	0	0	0	0	0	0	0	0	0
2016	Atlanta	3	1	7	6	1	1.0	7.0	1	2	0	0	0	0	0	0	0	0	0
2017	Atlanta	2	0	3	3	0	0.0	0.0	1	0	0	0	0	0	0	0	0	0	0
2020	Tennessee	1	0	1	1	0	1.0	5.0	1	1	0	0	0	0	0	0	0	0	0
<b>NFL Totals</b>		<b>10</b>	<b>5</b>	<b>30</b>	<b>23</b>	<b>7</b>	<b>7.0</b>	<b>39.5</b>	<b>8</b>	<b>5</b>	<b>0</b>	<b>0</b>	<b>0</b>	<b>0</b>	<b>0</b>	<b>1</b>	<b>0</b>	<b>0</b>	<b>0</b>

### Single-Game Highs

Tackles - 7 (Twice, last vs. Buffalo 10/1/17)  
 Sacks - 2 (Twice, last at Chicago 9/10/17)  
 Interceptions - 1 at Oakland (9/14/14)  
 Forced Fumbles - 1 (Three times, last at Cleveland 11/11/18)  
 Fumble Recovery - 1 (Twice, last at Indianapolis 12/22/11)  
 Tackles for Loss - 3 at Chicago (9/10/17)  
 Passes Defensed - 2 vs. Jacksonville (12/28/14)

### Playoff Single-Game Highs

Tackles - 8 at Baltimore (1/15/12)  
 Sacks - 2.5 at Baltimore (1/15/12)  
 Forced Fumbles - 1 at Baltimore (1/15/12)  
 Tackles for Loss - **1 (Five times, last vs. Baltimore 1/10/21)**



# 50 DERICK ROBERSON

OUTSIDE LINEBACKER • 6'3" • 250 LBS • COLLEGE: SAM HOUSTON STATE  
ACQUIRED: FREE AGENT - 2019 • NFL EXPERIENCE (NFL/TITANS): 2/2  
HOMETOWN: SAN ANTONIO, TEXAS  
GAMES PLAYED/GAMES STARTED: 11/1 (PLAYOFFS: 3/0)



**PRO:** The Titans signed Derick Roberson as a rookie free agent following the 2019 NFL Draft. The 6-foot-3-inch, 250-pounder appeared in six games, including all three postseason contests as a rookie in 2019 and posted three sacks. He appeared in 32 games over three seasons at Sam Houston State after transferring from Texas following his redshirt freshman campaign. Roberson led the FCS and tied a single-season school record with 15 sacks as a senior. During his college career, Roberson posted 129 tackles, 25 sacks, eight passes defended and eight forced fumbles.

#### CAREER HIGHLIGHTS:

- In 2019, Roberson played as a reserve outside linebacker in three regular season games as a rookie and collected three sacks, including two of Drew Brees.

#### TITANS TIDBITS:

- Roberson enjoys painting on and designing sneakers and cleats.
- Roberson is unsure how many tattoos he has at this point, but he has drawn and designed some of the ones he has inked on his body.

#### CAREER TRANSACTIONS:

- The San Antonio, Texas, native was signed by the Titans as a rookie free agent on May 10, 2019.
- Waived by the Titans on Aug. 31, 2019 and signed to the team's practice squad a day later.
- Signed by the Titans to their active roster from the practice squad on Oct. 19, 2019.
- Waived by the Titans on Oct. 22, 2019 and signed to the team's practice squad two days later.
- Signed by the Titans to their active roster from the practice squad on Nov. 26, 2019.

#### SEASON RECAPS:

**2020 (8/1, 0/0):** Appeared in eight games with one start at outside linebacker and registered six tackles, four quarterback pressures, a pass defended, a forced fumble and three special teams stops. Was inactive for eight regular season games and the postseason contest. Tied for the team lead in quarterback pressures once at 2020 (at BAL). Led the team in special teams tackles once in 2020 (at IND). Made his first career NFL start at Baltimore (11/22/20).

- At Denver (9/14), was inactive.
- Against Jacksonville (9/20), was inactive.
- At Minnesota (9/27), was inactive.
- Against Buffalo (10/13), was inactive.
- Against Houston (10/18), made his season debut as a reserve at outside linebacker.
- Against Pittsburgh (10/25), was inactive.
- At Cincinnati (11/1), was inactive.
- Against Chicago (11/8), returned to the lineup as a reserve at outside linebacker and tallied three tackles, a quarterback pressure and a pass defended. Notched a special teams tackle on coverage units. Batted down a pass intended at the line of scrimmage that was intended for Darnell Mooney late in the third quarter.
- Against Indianapolis (11/12), played as a reserve at outside linebacker.
- At Baltimore (11/22), made his first career start at outside linebacker and totaled a tackle and a quarterback pressure.
- At Indianapolis (11/29), saw action as a reserve at outside linebacker and recorded a quarterback pressure. Led the team with two special teams tackles on coverage units.

- Against Cleveland (12/6), played as a reserve at outside linebacker and tallied a tackle.

- At Jacksonville (12/13), saw action as a reserve at outside linebacker and notched a quarterback pressure.

- Against Detroit (12/20), played as a reserve at outside linebacker and produced a tackle and a forced fumble. Forced a T.J. Hockenson fumble that was recovered by Jeffery Simmons in the third quarter.

- At Green Bay (12/27), was inactive.

- At Houston (1/3), was inactive.

- Against Baltimore (1/10), was inactive.

**2019 (3/0, 3/0):** Saw action as a reserve in three games during his rookie campaign and collected four tackles, including three sacks. Notched a special teams tackle on coverage units. Was inactive for three games. Spent the first six weeks on the Titans' practice squad before being elevated to the active roster in Week 7. Spent Weeks 8-12 on the practice squad before being signed to the active roster prior to Week 13. Played in all three postseason contests and posted two tackles, three quarterback pressures, a stop for loss and two special teams tackles. Led or tied for the team lead in sacks twice in 2019 (vs. NO, at HOU). Tied for the team lead in quarterback pressures once in 2019 (at KC). Tied for the team lead in special teams tackles twice in 2019 (vs. HOU, at KC). Played in his first career NFL contest against Houston (12/15/19).

- Against Houston (12/15), made his NFL debut as a reserve on special teams and collected a tackle on coverage units.

- Against New Orleans (12/22), played as a reserve at outside linebacker and produced two sacks. Collected his first career sack by dropping Drew Brees for a seven-yard loss on third-and-18 in the first quarter. Shot up the middle and sacked Brees for an eight-yard loss on third-and-10 in the final quarter. Became the first Titans rookie with two or more sacks in a game since linebacker Avery Williamson accomplished the feat as a rookie against the Pittsburgh Steelers on Nov. 17, 2014.

- At Houston (12/29), saw action as a reserve at outside linebacker and recorded two tackles, including a sack. Halted a Texans' first quarter drive by sacking A.J. McCarron for an eight-yard loss on third-and-four.

- At New England (1/4), played as a reserve at outside linebacker in his postseason debut and posted a tackle for loss. Halted a Patriots' drive by stuffing James White for a four-yard loss on a third-and-15 screen pass in the third quarter.

- At Baltimore (1/11), saw action as a reserve at outside linebacker and recorded a tackle and a quarterback pressure.

- At Kansas City (1/19), played as a reserve at outside linebacker and registered two quarterback pressures. Tied for the team lead with two special teams tackles on coverage units.

#### COLLEGE:

- As a senior (2018), appeared in 11 games with seven starts at Sam Houston State and recorded 68 tackles, 20.5 tackles for loss, 15 sacks, two passes defended and five forced fumbles.

- As a junior (2017), started 13 contests for Sam Houston State and tallied 40 tackles, eight tackles for loss, 4.5 sacks, five passes defended, one interception and one forced fumble.

- As a sophomore (2016), saw action in eight games for Sam Houston State after transferring from Texas following the 2015 season. Totaled 15 tackles, 3.5 sacks, one pass defended and one forced fumble.

- As a redshirt freshman (2015), appeared in 10 games at Texas and registered six tackles, two sacks and one forced fumble.

- Redshirted at Texas in 2014.

- Born Derick Roberson on Nov. 15, 1995 in San Antonio, Texas.

**PERSONAL:**

- Attended Brennan (Texas) High School where he was named 4A Defensive Player of the Year and First-Team All-State by the Associated Press as a senior.
- Chosen as the All-Area Defensive Player of the Year by San Antonio Express-News. Ranked as the No. 9 defensive end and No. 57 overall player by Scout.com and as the No. 8 defensive end and No. 78 overall player by ESPN.
- Tallied 111 tackles, 39 tackles for loss, 20 sacks, four passes defensed, one forced fumble and three fumble recoveries as a senior.
- Follow Roberson on Twitter @DerickJRoberson.

**DERICK ROBERSON'S DEFENSIVE GAME-BY-GAME**

**2019 Tennessee Titans**

Date	Opp	W/L	P/S	Tot Solo	Asst	Sk	- Yds	QBP	TFL	Int	- Yds	-TD	PD	FF	FR	- Yds	SpT
Sept 8	@ Cle	W	PS														
Sept 15	Ind	L	PS														
Sept 19	@ Jax	L	PS														
Sept 29	@ Atl	W	PS														
Oct 6	Buf	L	PS														
Oct 13	@ Den	L	PS														
Oct 20	LAC	W	IA														
Oct 27	TB	W	PS														
Nov 3	@ Car	L	PS														
Nov 10	KC	W	PS														
Nov 24	Jax	W	PS														
Dec 1	@ Ind	W	IA														
Dec 8	@ Oak	W	IA														
Dec 15	Hou	L	p	0	0	0	0.0	0.0	0	0	0	0	0	0	0	0	1
Dec 22	NO	L	p	2	2	0	2.0	15.0	0	0	0	0	0	0	0	0	0
Dec 29	@ Hou	W	p	2	2	0	1.0	8.0	0	0	0	0	0	0	0	0	0
<b>Totals</b>		<b>9-7</b>	<b>3/0</b>	<b>4</b>	<b>4</b>	<b>0</b>	<b>3.0</b>	<b>23.0</b>	<b>0</b>	<b>0</b>	<b>0</b>	<b>0</b>	<b>0</b>	<b>0</b>	<b>0</b>	<b>0</b>	<b>1</b>
<b>Playoffs</b>																	
Jan 4	@ NE	W	p	1	1	0	0.0	0.0	0	1	0	0	0	0	0	0	0
Jan 11	@ Bal	W	p	1	1	0	0.0	0.0	1	0	0	0	0	0	0	0	0
Jan 19	@ KC	L	p	0	0	0	0.0	0.0	2	0	0	0	0	0	0	0	2
<b>Totals</b>		<b>2-1</b>	<b>3/0</b>	<b>2</b>	<b>2</b>	<b>0</b>	<b>0.0</b>	<b>0.0</b>	<b>3</b>	<b>1</b>	<b>0</b>	<b>0</b>	<b>0</b>	<b>0</b>	<b>0</b>	<b>0</b>	<b>2</b>

**2020 Tennessee Titans**

Date	Opp	W/L	P/S	Tot Solo	Asst	Sk	- Yds	QBP	TFL	Int	- Yds	-TD	PD	FF	FR	- Yds	SpT
Sept 14	@ Den	W	IA														
Sept 20	Jax	W	IA														
Sept 27	@ Min	W	IA														
Oct 13	Buf	W	IA														
Oct 18	Hou	W	p	0	0	0	0.0	0.0	0	0	0	0	0	0	0	0	0
Oct 25	Pit	L	IA														
Nov 1	@ Cin	L	IA														
Nov 8	Chi	W	p	3	2	1	0.0	0.0	1	0	0	0	0	1	0	0	1
Nov 12	Ind	L	p	0	0	0	0.0	0.0	0	0	0	0	0	0	0	0	0
Nov 22	@ Bal	W	S	1	1	0	0.0	0.0	1	0	0	0	0	0	0	0	0
Nov 29	@ Ind	W	p	0	0	0	0.0	0.0	1	0	0	0	0	0	0	0	2
Dec 6	Cle	L	p	1	1	0	0.0	0.0	0	0	0	0	0	0	0	0	0
Dec 13	@ Jax	W	p	0	0	0	0.0	0.0	1	0	0	0	0	0	0	0	0
Dec 20	Det	W	p	1	0	1	0.0	0.0	0	0	0	0	0	0	1	0	0
Dec 27	@ GB	L	IA														
Jan 3	@ Hou	W	IA														
<b>Totals</b>		<b>11-5</b>	<b>8/1</b>	<b>6</b>	<b>4</b>	<b>2</b>	<b>0.0</b>	<b>0.0</b>	<b>4</b>	<b>0</b>	<b>0</b>	<b>0</b>	<b>0</b>	<b>1</b>	<b>1</b>	<b>0</b>	<b>3</b>
<b>Playoffs</b>																	
Jan 10	Bal	L	IA														
<b>Totals</b>		<b>0-1</b>	<b>0/0</b>	<b>0</b>	<b>0</b>	<b>0</b>	<b>0.0</b>	<b>0.0</b>	<b>0</b>	<b>0</b>	<b>0</b>	<b>0</b>	<b>0</b>	<b>0</b>	<b>0</b>	<b>0</b>	<b>0</b>

**DERICK ROBERSON'S NFL STATISTICS**

**REGULAR SEASON**

Year	Team	GP	GS	TACKLES					INTERCEPTIONS					FUMBLES				
				Tot	Solo	Asst	Sk	Yds	QBP	TFL	No	Yds	Lg	TD	PD	FF	FR	Yds
2019	Tennessee	3	0	4	4	0	3.0	23.0	0	0	0	0	0	0	0	0	0	1
2020	Tennessee	8	1	6	4	2	0.0	0.0	4	0	0	0	0	1	1	0	0	0
<b>NFL Totals</b>		<b>11</b>	<b>1</b>	<b>10</b>	<b>8</b>	<b>2</b>	<b>3.0</b>	<b>23.0</b>	<b>4</b>	<b>0</b>	<b>0</b>	<b>0</b>	<b>0</b>	<b>1</b>	<b>1</b>	<b>0</b>	<b>0</b>	<b>0</b>

**PLAYOFFS**

Year	Team	GP	GS	TACKLES					INTERCEPTIONS					FUMBLES				
				Tot	Solo	Asst	Sk	Yds	QBP	TFL	No	Yds	Lg	TD	PD	FF	FR	Yds
2019	Tennessee	3	0	2	2	0	0.0	0.0	3	1	0	0	0	0	0	0	0	2
2020	Tennessee	0	0	0	0	0	0.0	0.0	0	0	0	0	0	0	0	0	0	0
<b>NFL Totals</b>		<b>3</b>	<b>0</b>	<b>2</b>	<b>2</b>	<b>0</b>	<b>0.0</b>	<b>0.0</b>	<b>3</b>	<b>1</b>	<b>0</b>	<b>0</b>	<b>0</b>	<b>0</b>	<b>0</b>	<b>0</b>	<b>0</b>	<b>2</b>

**Single-Game Highs**

- Tackles - 2 (Twice, last at Houston 12/29/19)
- Sacks - 2 vs. New Orleans (12/22/19)
- Forced Fumble - **1 vs. Detroit (12/20/20)**
- Pass Defensed - **1 vs. Chicago (11/8/20)**
- Special Teams Tackles - **2 at Indianapolis (11/29/20)**

**Playoff Single-Game Highs**

- Tackles - 1 (Twice, last at Baltimore 1/11/20)
- Quarterback Pressures - 1 at New England (1/4/20)
- Quarterback Pressures - 2 at Kansas City (1/19/20)
- Special Teams Tackles - 2 at Kansas City (1/19/20)



**76** **RODGER SAFFOLD III**

GUARD • 6'5" • 325 LBS • COLLEGE: INDIANA  
 ACQUIRED: UNRESTRICTED FREE AGENT (LOS ANGELES RAMS) - 2019  
 NFL EXPERIENCE (NFL/TITANS): 11/2 • HOMETOWN: BEDFORD, OHIO  
 GAMES PLAYED/GAMES STARTED: 145/142 (PLAYOFFS: 8/8)

**PRO:** The Titans signed Rodger Saffold III early in the 2019 free agency period to bring veteran leadership and experience to the interior of the offensive front. The 6-foot-5-inch, 325-pounder was originally selected by the St. Louis Rams in the second round (33rd overall) of the 2010 NFL Draft. The Indiana University product is a versatile player, having started contests at both guard and both tackle spots in his NFL career.

**CAREER HIGHLIGHTS:**

- In 2019, Saffold started all 16 games and all three postseason contests at left guard for the second consecutive season and in his first season with the Titans. Helped open holes for Derrick Henry to lead the NFL with 1,540 rushing yards in 2019.
- In 2018, Saffold started all 16 games for the Rams and all three postseason contests on L.A.'s march to Super Bowl LIII. He helped open holes for Todd Gurley II to gain 1,251 rushing yards and 17 touchdowns on the ground.
- In 2017, Saffold started 15 games at left guard and blocked for Todd Gurley's 1,305-yard rushing campaign that included 13 rushing scores.
- In 2010, Saffold was named All-Rookie by Pro Football Weekly and the Pro Football Writers of America after finishing the season as the only NFL rookie to start all of his team's games at left tackle.

**TITANS TIDBITS:**

- Saffold is the owner of competitive "Call of Duty" and "Fortnite" teams called Rise Nation. He invested in the video game industry in April 2014.
- His father, Rodger II, played football at the University of Iowa in the mid-1970s.
- Rodger and his wife Asia grew up on the same street as eight-year olds in Ohio. The childhood friend's romance didn't begin until quite awhile later when the two re-connected on Facebook during Saffold's second-year with the Rams.

**CAREER TRANSACTIONS:**

- A native of Bedford, Ohio, Saffold was selected by the St. Louis Rams in the second round (33rd overall) of the 2010 NFL Draft.
- Signed by the Titans as an unrestricted free agent on March 15, 2019.

**SEASON RECAPS:**

- 2020 (15/15, 1/1 - Tennessee):** Started 15 games at left guard and helped Derrick Henry become the eighth player in NFL history to eclipse 2,000 rushing yards in a season. Was inactive for one contest. Started the postseason contest at left guard.
- At Denver (9/14), started at left guard and was a part of an offensive front that allowed the Titans to amass 377 total yards. Member of a line that allowed just one sack on 43 pass attempts.
  - Against Jacksonville (9/20), started at left guard and helped the offense post 354 total yards.
  - At Minnesota (9/27), started at left guard and was a member of an offensive front that allowed the Titans to collect 134 yards on the ground.
  - Against Buffalo (10/13), started at left guard and was a part of an offensive line that blocked for Titans' rushers to gain 139 yards on the ground while not allowing a sack on 28 pass attempts.
  - Against Houston (10/18), started at left guard and helped the offense become the first unit in NFL history to have a passer reach 350 yards (364 by Ryan Tannehill) and a rusher reach 200 yards (212 by Derrick Henry) in a game.
  - Against Pittsburgh (10/25), started at left guard.
  - At Cincinnati (11/1), started at left guard and blocked for Titans' rushers

- to gain 218 yards on 29 carries.
- Against Chicago (11/8), started at left guard but left the game in the second quarter with an injury.
- Against Indianapolis (11/12), started at left guard and helped open holes for Titans' ball carriers to gain 157 rushing yards on 32 carries (4.9 avg.). Left the game on two occasions with an injury.
- At Baltimore (11/22), was inactive.
- At Indianapolis (11/29), started at left guard and blocked for Titans' rushers to gain 229 yards on 45 carries. Member of an offensive front that allowed just one sack on 22 pass attempts.
- Against Cleveland (12/6), started at left guard.
- At Jacksonville (12/13), started at left guard and helped open holes for Titans' rushers to gain 249 yards on the ground, including a 215-yard performance by Derrick Henry.
- Against Detroit (12/20), started at left guard and helped block for Titans' ball carriers to gain 195 yards and score three touchdowns on the ground.
- At Green Bay (12/27), started at left guard.
- At Houston (1/3), started at left guard and blocked for Derrick Henry to gain a franchise-record 250 rushing yards in the Titans' division-clinching victory and in the process become the eighth player in NFL history to eclipse 2,000 rushing yards in a season. Left the game in the third quarter with an injury.
- Against Baltimore (1/10), started at left guard.

- 2019 (16/16, 3/3 - Tennessee):** Started all 16 games at left guard in his first season with the Titans and helped Derrick Henry lead the NFL with 1,540 rushing yards. Started all three postseason contests at left guard.
- At Cleveland (9/8), started at left guard in his Titans debut and opened holes for Titans' ball carriers to gain 123 yards on the ground.
  - At Atlanta (9/29), started at left guard and was a part of an offensive front that did not allow a sack on 27 pass attempts, while opening holes for Titans' ball carriers to gain 138 yards on the ground.
  - Against L.A. Chargers (10/20), started at left guard and helped the offense amass 403 total yards.
  - Against Kansas City (11/10), started at left guard and helped open holes for Titans' rushers to gain 225 yards on the ground.
  - Against Jacksonville (11/24), started at left guard and blocked for Titans' ball carriers to gain 219 rushing yards.
  - At Indianapolis (12/1), started at left guard and helped open holes for Derrick Henry to collect 149 rushing yards on 26 carries.
  - At Oakland (12/8), started at left guard and was a part of an offensive front that blocked for Titans' ball carriers to gain 161 yards on the ground, while also not allowing a sack on 27 pass attempts.
  - Against Houston (12/15), started at left guard and was a member of an offensive line that opened holes for Titans' rushers to gain 163 yards on the ground.
  - Against New Orleans (12/22), started at left guard and helped the Titans amass 149 rushing yards on 26 carries.
  - At Houston (12/29), started at left guard and was a part of an offensive front that blocked for Derrick Henry to amass 211 yards on the ground and become the NFL's leading rusher in 2019.
  - At New England (1/4), started at left guard and was a member of an offensive front that opened holes for Derrick Henry to collect 182 yards on the ground.
  - At Baltimore (1/11), started at left guard and was a part of an offensive line that blocked for Derrick Henry to collect a franchise postseason record 195 rushing yards.

**2018 (16/16, 3/3 - Los Angeles Rams):** Started all 16 regular season

games and all three postseason contests at left guard. Was a member of an offensive front that blocked for the NFL's second ranked offense, including the third ranked ground game and fifth ranked passing attack.

- Against Arizona (9/16), started at left guard in his 100th career game and helped open holes for Todd Gurley II's three rushing touchdowns.
- Against Minnesota (9/27), played in all 55 offensive plays at left guard and helped the offense total 556 yards.
- At Denver (10/14), started at left guard and helped paved the way for Todd Gurley II to set a new career-high in rushing yards with 208 yards.
- Against Green Bay (10/28), appeared in all 78 offensive plays and blocked for Todd Gurley II to gain 195 yards from scrimmage.
- At New Orleans (11/4), started at left guard and played all 60 offensive plays and helped give Jared Goff time to throw for 391 yards and three touchdowns.
- Against Dallas (1/12), appeared in all 79 offensive plays and paved the way for Todd Gurley II to rush for 115 yards and one touchdown in the Divisional Round.
- At New Orleans (1/20), started at left guard and played all 69 offensive plays and protected Jared Goff to throw for 297 yards.
- Against New England in Super Bowl LIII (2/3), started at left guard and played all 65 offensive snaps.

**2017 (15/15, 1/1 - Los Angeles Rams):** Started 15 games at left guard plus one playoff start. Played a key role on the top-ranked scoring team in the league. Did not play in the regular season finale.

- At Dallas (10/1), played all 69 offensive snaps and paved the way for 168 total rushing yards.
- Against Arizona (10/22), played all 80 offensive snaps and opened running lanes for Todd Gurley II who notched his fourth 100-plus yard rushing game of the season.
- Against Houston (11/12), allowed Jared Goff to have time in the pocket to throw for a career-high 355 yards.
- At Tennessee (12/24), helped protect Jared Goff who recorded 301 passing yards and four touchdowns.
- Against Atlanta (1/6), made first-career postseason start at left guard in the Wild Card matchup. Helped give Jared Goff time to throw for 259 yards and one touchdown.

**2016 (15/15 - Los Angeles Rams):** Started 15 games at various positions along the line including left guard, left tackle, and right tackle. Started 12 games at left guard, two games at left tackle and the regular season finale at right tackle. Was inactive for one contest.

- At Tampa Bay (9/25), started at left guard and opened up running lanes for Todd Gurley to rush for two touchdowns.
- At New Orleans (11/27), started at left tackle for the first time since late in the 2012 campaign. Left the game in the second quarter and did not return.

**2015 (5/5 - St. Louis):** Started the first five games of the season at right guard before being placed on injured reserve on Oct. 15.

- At Arizona (10/4), part of an offensive line that helped produce 164 rushing yards.

**2014 (16/16 - St. Louis):** Started 16 games. Started 13 games at left guard and three contests at right guard. Saw action at both tackle positions.

- Against Dallas (9/21), started at left guard and helped block for an offense that produced 448 total yards.
- Against Denver (11/16), started at left guard and helped block for the offense to register a 100-yard rusher and 100-yard receiver.
- Against Oakland (11/30), started at left guard and was a member of an offensive front that helped the offense score 38 points in the first half, which is tied for second-most in franchise history.

**2013 (12/9 - St. Louis):** Played in 12 games with nine starts. Started three games at right tackle, five at right guard and one at left tackle. Was inactive for four games.

- Against Arizona (9/8), started at right tackle and was a part of an offensive line that helped block for Sam Bradford allowing him to throw for 299 yards and two touchdowns.
- At Indianapolis (11/10), marked his first career start at right guard. Helped block for the Rams' backs to run for 140 yards, the team's third straight 100 yard rushing game.
- Against Chicago (11/24), started at right guard and was a part of an offensive line that helped block for the Rams rushing corps to run for 258 yards, the team's highest single game total of the season.

- Against Tampa Bay (12/22), started at right guard and moved to left tackle for Jake Long who left in the first quarter with an injury. Helped block for two rushing touchdowns.

**2012 (10/10 - St. Louis):** Started 10 games at left tackle, including the final eight contests of the season. Helped Steven Jackson reach 1,000 yards for the eighth-straight season. Was inactive for six games.

- At San Francisco (11/11), started at left tackle and helped the Rams put up 458 total yards on offense.
- At Arizona (11/25), started at left tackle and helped Steven Jackson notch 139 yards on the ground.
- At Seattle (12/30), started at left tackle and was a part of an offensive line that allowed zero sacks.

**2011 (9/9 - St. Louis):** Started all nine games he played at left tackle from Weeks 1-10. Placed on injured reserve on Nov. 19 missing the final seven games of the campaign.

**2010 (16/16 - St. Louis):** Named All-Rookie by Pro Football Weekly and the Pro Football Writers of America. Finished the season as the only NFL rookie to start all of his team's games at left tackle. Allowed only three sacks in 590 pass attempts and was a part of an offensive line that helped Steven Jackson surpass the 1,000-yard mark for a sixth consecutive year.

#### COLLEGE:

- Started 41 of 42 games at Indiana. Never left the starting lineup after sliding in at left tackle midway through his true freshman campaign. While in the starting lineup the Hoosiers rushed over 100 yards in 29 games. In his last two seasons, registered 171 knockdowns and 20 touchdown-resulting blocks.
- As a senior (2009), named a team captain and started all 12 games at left tackle. Selected second team All-Big Ten by the conference coaches and named honorable mention by the league's media. Anchored an offensive line that allowed just 16 sacks on the season, a total that ranked second in the Big Ten and shared 28th nationally. The front five surrendered one sack per 27.5 pass attempts, which ranked second in the Big Ten. Saffold allowed just one sack on the year. Hoosiers rushed for over 180 yards on four occasions, including 197 yards at No. 23 Michigan and 196 yards against Purdue.
- As a junior (2008), started 10 games at left tackle. Battled a back injury the entire season and missed two games with a knee injury. The Hoosiers broke the 2,000-yard rushing mark (2,003) for the second straight year, the first time since 2000 and 2001 an Indiana team produced back-to-back 2,000-yard rushing seasons. Indiana averaged 4.5 yards per carry and posted 19 rushing scores, its best numbers since 2001. The team rushed for over 250 yards four times with a season-best 297 yards in the season-opening win over Western Kentucky.
- As a sophomore (2007), started all 13 games at left tackle. Helped the Hoosiers average 157.4 yards per game on the ground and 393.8 yards of total offense, the highest averages in each category since 2001. The Hoosiers also set a new school record with 412 points and finished second in school history averaging 31.7 points per game. A key component of an Indiana rushing attack that went over 100 yards nine times and over 200 yards five times.
- As a freshman (2006), played in seven games starting six times. Started at left tackle for six straight contests, beginning with the Hoosiers' game against Wisconsin. In those six starts, the Hoosier running game topped 100 yards five times and averaged 138.5 per contest.
- Graduated in May 2010 with a public affairs management degree from Indiana.

#### PERSONAL:

- Was a two-way lineman at Bedford (Ohio) High School and was rated a two-star prospect by Rivals.com.
- As a senior, earned first team All-Lake Erie League, All-District and honorable mention All-State honors after recording 18 tackles as a defensive end and notching a 94-percent blocking efficiency on the offensive front. Also played in 2006 Ohio North-South All-Star game.
- Follow Saffold on Twitter at @Rodger\_Saffold.
- Follow Saffold on Instagram at @rsaff76.
- Born Rodger P. Saffold III on June 6, 1988 in Bedford, Ohio.

## RODGER SAFFOLD'S NFL STATISTICS

### REGULAR SEASON

Year	Team	GP	GS
2010	St. Louis Rams	16	16
2011	St. Louis Rams	9	9
2012	St. Louis Rams	10	10
2013	St. Louis Rams	12	9
2014	St. Louis Rams	16	16
2015	St. Louis Rams	5	5
2016	L.A. Rams	15	15
2017	L.A. Rams	15	15
2018	L.A. Rams	16	16
2019	Tennessee	16	16
2020	Tennessee	15	15
<b>NFL Totals</b>		<b>145</b>	<b>142</b>

### PLAYOFFS

Year	Team	GP	GS
2017	L.A. Rams	1	1
2018	L.A. Rams	3	3
2019	Tennessee	3	3
2020	Tennessee	1	1
<b>NFL Totals</b>		<b>8</b>	<b>8</b>

### Starts Breakdown:

2010 - LT 16; 2011 - LT 9; 2012 - LT 10; 2013 - RT 3, RG 5, LT 1; 2014 - LG 13, RG 3; 2015 - RG 5; 2016 - LG 12, LT 2, RT 1; 2017 - LG 15 (Playoffs - LG 1); 2018 - LG 16 (Playoffs - LG 3); 2019 - LG 16 (Playoffs - LG 3); 2020 - LG 15 (Playoffs - LG 1)

### Additional Career Statistics

Misc. Tackles - 1 (2011), 1 (2013), 2 (2014), 1 (2015), 1 (2016)

Fumble Recoveries - 1 (2012), 1 (2019)



# 70 TY SAMBRAILO

TACKLE • 6'5" • 311 LBS • COLLEGE: COLORADO STATE  
ACQUIRED: FREE AGENT - 2020 • NFL EXPERIENCE (NFL/TITANS): 6/1  
HOMETOWN: WATSONVILLE, CALIF.  
GAMES PLAYED/GAMES STARTED: 67/18 (PLAYOFFS: 2/0)

**PRO:** The Titans signed offensive lineman Ty Sambrailo during the 2020 offseason to add depth and experience to the offensive front. The 6-foot-5-inch, 311-pounder was originally drafted by the Denver Broncos in the second round (59th overall) of the 2015 NFL Draft. He appeared in 57 games with 13 starts during his first five NFL seasons with the Broncos (2015-16) and the Atlanta Falcons (2017-19). He has primarily lined up at tackle during his NFL career, but does have some experience inside at guard.

#### TITANS TIDBITS:

- Sambrailo is an avid skier who as a youth earned USSA titles in the slalom, giant slalom and super-G events for his age group.

#### CAREER TRANSACTIONS:

- The Watsonville, Calif., native was selected by the Denver Broncos in the second round (59th overall) of the 2015 NFL Draft.
- Traded by the Broncos to the Atlanta Falcons in exchange for a 2018 fifth-round draft pick on Sept. 1, 2017.
- Released by the Falcons on March 16, 2020.
- Signed by the Titans as a free agent on March 25, 2020.

#### SEASON RECAPS:

**2020 (10/5 - Tennessee):** Played in 10 games with five starts at left tackle and helped Derrick Henry become the eighth player in NFL history to eclipse 2,000 rushing yards in a season. Placed on injured reserve on Nov. 24 and missed the final six regular season games and the postseason contest.

- At Denver (9/14), saw action as a reserve at left tackle after Taylor Lewan left the game briefly late in the third quarter.
- Against Jacksonville (9/20), played as a reserve on field goal protection units.
- At Minnesota (9/27), saw significant action as a reserve at left tackle after Taylor Lewan left the game in the first quarter with an injury. Was a member of an offensive front that allowed the Titans to collect 134 yards on the ground. Pounced on a Ryan Tannehill fumble in the third quarter.
- Against Buffalo (10/13), saw significant action as a reserve at left tackle.
- Against Houston (10/18), entered the game at left tackle midway through the third quarter after Taylor Lewan left the contest with an injury. Helped the offense become the first unit in NFL history to have a passer reach 350 yards (364 by Ryan Tannehill) and a rusher reach 200 yards (212 by Derrick Henry) in a game.
- Against Pittsburgh (10/25), recorded his first start in a Titans uniform at left tackle.
- At Cincinnati (11/1), started at left tackle and blocked for Titans' rushers to gain 218 yards on 29 carries.
- Against Chicago (11/8), started at left tackle.
- Against Indianapolis (11/12), started at left tackle and helped open holes for Titans' ball carriers to gain 157 rushing yards on 32 carries (4.9 avg.).
- At Baltimore (11/22), started at left tackle and helped open holes for Titans' ball carriers to gain 173 yards on the ground. Left the game in the fourth quarter with an injury.

**2019 (13/0 - Atlanta):** Played as a reserve in 13 games. Hauled in a 35-yard touchdown catch, the longest touchdown reception by an offensive lineman since 1970. Was inactive for two contests and did not play in another game.

- At Tampa Bay (12/29), sprinted down the seam and snared a 35-yard touchdown pass from Matt Ryan in the opening quarter. His 35-yard score is the longest touchdown reception by an offensive lineman since 1970.

**2018 (16/4 - Atlanta):** Saw action in all 16 games for the first time in his career with four starts. Started three games at right tackle and one contest at left guard.

- At Tampa Bay (12/30), made his first career start at left guard in the regular season finale.

**2017 (15/2, 2/0 - Atlanta):** Played in 15 games with two starts at right tackle in his first season with the Falcons. Was inactive for one contest. Saw action as a reserve in his first two career postseason games.

- Against Green Bay (9/17), saw action in relief of injured right tackle Ryan Schraeder.
- At Detroit (9/24), made his first start for the Falcons at right tackle.

**2016 (10/4 - Denver):** Saw action in 10 games with four starts at right tackle in his second season with the Broncos. Was inactive for five contests and did not play in another game.

**2015 (3/3 - Denver):** As a rookie started the first three games of the season at left tackle. Was inactive for four games before being placed on injured reserve on Nov. 3, 2015.

- Against Baltimore (9/13), made his NFL debut as a starter at left tackle.
- At Detroit (9/27), started at left tackle but left the game with an injury.

#### COLLEGE:

- Started 42 of 48 games during his career at Colorado State, seeing time at all five positions along the offensive line in four seasons with the Rams.
- As a senior (2014), voted first-team All-Mountain West Conference after starting all 11 games played at left tackle. Graded out to 90 percent or above in every game while adding more than 60 knockdown blocks.
- As a junior (2013), started all 14 games at left tackle en route to earning second-team All-Mountain West honors. Helped block for Kapri Bibbs' school- and conference-record 31 rushing touchdowns.
- As a sophomore (2012), played 12 games with 10 starts, including at left tackle, left guard, right tackle and right guard. Played all five positions over the course of the season.
- As a redshirt freshman (2011), appeared in 11 games with seven starts at tackle and as an extra tight end.
- As a freshman (2010), redshirted.
- Majored in business administration at Colorado State.

#### PERSONAL:

- Attended St. Francis Catholic (Watsonville, Calif.) High School.
- Named the Santa Cruz Coast Athletic League Offensive and Defensive Lineman of the Year following his senior campaign.
- Played offensive tackle, defensive line, tight end and kicker for his high school team.
- Lettered in soccer, basketball and baseball in addition to handling kicking duties for the football team his junior season.
- His grandfather, Bill Sambrailo, played football at Santa Clara.
- His last name is pronounced sam-BRI-low.
- Follow Sambrailo on Instagram at @tysambo.
- Born Tyler Williams Sambrailo on March 10, 1992, in Watsonville, Calif.



## TY SAMBRAILO'S NFL STATISTICS

### REGULAR SEASON

Year	Team	GP	GS
2015	Denver	3	3
2016	Denver	10	4
2017	Atlanta	15	2
2018	Atlanta	16	4
2019	Atlanta	13	0
2020	Tennessee	10	5
<b>NFL Totals</b>		<b>67</b>	<b>18</b>

### PLAYOFFS


Year	Team	GP	GS
2017	Atlanta	2	0
<b>NFL Totals</b>		<b>2</b>	<b>0</b>

### Starts Breakdown:

2015 - LT 3; 2016 - RT 4; 2017 - RT 2; 2018 - RT 3, LG 1;  
2020 - LT 5

### Additional Career Statistics

Receptions - 35-yard touchdown at Tampa Bay (12/29/19)  
Fumble Recovery - **1 at Minnesota (9/27/20)**  
Misc. Tackles - **1 (2020)**



**98** **JEFFERY SIMMONS**

DEFENSIVE TACKLE • 6'4" • 305 LBS • COLLEGE: MISSISSIPPI STATE  
 ACQUIRED: 1ST ROUND - 2019 • NFL EXPERIENCE (NFL/TITANS): 2/2  
 HOMETOWN: MACON, MISS.  
 GAMES PLAYED/GAMES STARTED: 24/22 (PLAYOFFS: 4/1)

**PRO:** The Titans selected Jeffery Simmons with the 19th overall pick in the 2019 NFL Draft. Simmons began his rookie season on the non-football injury list due to a serious knee injury he suffered during training in February 2019. He missed the first six games of the season but was added to the 53-man roster in Week 7. He played a total of nine games (three starts) during the regular season and all three games in the playoffs. The 6-foot-4, 305-pound defensive lineman provides a rare blend of size, power and quickness. He was a first-team All-SEC selection as a sophomore and junior, adding second-team All-American as a junior. Following his junior season, he declared for the NFL Draft.

**CAREER HIGHLIGHTS:**

- As a rookie in 2019, Simmons totaled 40 tackles, two sacks, two tackles for loss, 14 quarterback pressures and one pass defended in nine games (seven starts). He added four tackles, three quarterback pressures and a fumble recovery in three playoff contests.
- As a junior in 2018, Simmons was named first-team All-SEC and second-team All-American after totaling 63 tackles, 17 tackles for loss and two sacks. His 17 tackles for loss led the team, ranked fourth in the SEC and were the third-most in single-season school history.

**TITANS TIDBITS:**

- During college Simmons was a two-time member of the SEC Academic Honor Roll.
- Simmons' brother, Dylan Bradley, played football at Southern Miss and then spent time with the Minnesota Vikings. His uncle, Jason Hatcher, played 10 total seasons with the Dallas Cowboys and Washington Redskins.
- Away from football, Simmons enjoys fishing and spending time outdoors.

**CAREER TRANSACTIONS:**

- The Macon, Miss., native was selected by the Titans in the first round (19th overall) of the 2019 NFL Draft.

**SEASON RECAPS:**

**2020 (15/15, 1/1):** Started 15 games at defensive tackle and finished second on the club with three sacks and 20 quarterback pressures. Tied for the NFL lead with three defensive fumble recoveries in 2020. Registered 49 tackles, including three stops for loss, five passes defended and a forced fumble. Missed one game on the reserve/COVID-19 list. Started the postseason contest at defensive tackle and collected three tackles, including a stop for loss. Led or tied for the team lead in sacks three times in 2020 (at MIN, vs. HOU, at IND). Led or tied for the team lead in quarterback pressures eight times in 2020 (at MIN, vs. HOU, vs. PIT, at CIN, at BAL, at IND, vs. CLE, at GB). Tied for the team lead in passes defended once in 2020 (vs. IND).

- At Denver (9/14), started at defensive tackle and collected four tackles and a fumble recovery. Gave the Titans offense great field position by recovering a Melvin Gordon III fumble that was forced by Kevin Byard at the Broncos' 23-yard line early in the second quarter. Finished off the Titans' goal-line stand in the second quarter by stuffing Jake Butt for no gain on a short pass on fourth down.
- Against Jacksonville (9/20), started at defensive tackle and posted three tackles and a pass defended. Sealed the victory by deflecting a Gardner Minshew II pass that was intercepted by Harold Landry III with 47 seconds remaining in the game.
- At Minnesota (9/27), started at defensive tackle and registered five tackles, including a sack and a team-best five quarterback pressures.

Ended a Vikings' drive by dropping Kirk Cousins for a six-yard sack on third-and-eight in the first quarter.

- Against Buffalo (10/13), missed the game while on reserve/COVID-19.
- Against Houston (10/18), started at defensive tackle and produced six tackles, including a sack and two quarterback pressures. Teamed with DaQuan Jones to stuff David Johnson for a one-yard loss on a rush off left tackle in the first quarter. Combined with Rashaan Evans to stuff David Johnson for no gain on a goalline rush in the second quarter. Halted a Texans' drive by dropping Deshaun Watson for a 12-yard sack on third-and-eight in the fourth quarter. Made a critical play by batting down a two-point conversion attempt intended to Randall Cobb that would have made it a two-score game late in the fourth quarter.
- Against Pittsburgh (10/25), started at defensive tackle and registered three tackles, a team-high two quarterback pressures and a pass defended. Pounced on James Conner for a 10-yard loss after Ben Roethlisberger pitched him the ball in the first quarter. Stuffed Conner for no gain on a rush up the middle in the third stanza. Batted a Roethlisberger pass that was then intercepted by Jayon Brown late in the third quarter.
- At Cincinnati (11/1), started at defensive tackle and posted four tackles and a quarterback pressure.
- Against Chicago (11/8), named AFC Defensive Player of the Week after starting at defensive tackle and tallying three tackles, a forced fumble, a fumble recovery and a pass defended. Forced a David Montgomery fumble that was scooped up by Desmond King II and returned 63 yards for a touchdown in the third quarter. Deflected a pass intended for Anthony Miller in the final stanza. Recovered a Miller fumble that was forced by Jayon Brown in the fourth quarter.
- Against Indianapolis (11/12), started at defensive tackle and collected two tackles and a pass defended. Batted down a pass intended for Mo Alie-Cox in the second quarter.
- At Baltimore (11/22), started at defensive tackle and totaled three tackles and a quarterback pressure.
- At Indianapolis (11/29), started at defensive tackle and recorded four tackles, a sack, two quarterback pressures and a pass defended. Halted a Colts' drive by dropping Philip Rivers for a six-yard sack on third-and-six in the third quarter. Batted down a pass intended for T.Y. Hilton late in the third stanza. Stuffed Nyheim Hines for no gain on a rush up the middle late in the fourth quarter.
- Against Cleveland (12/6), started at defensive tackle and tallied a career-high seven tackles with a quarterback pressure. Combined with David Long Jr. to stuff Nick Chubb for no gain on a rush off left guard in the first quarter. Teamed with Rashaan Evans to stonewall Kareem Hunt for a one-yard loss on a rush up the middle in the opening stanza. Stopped Hunt for no gain on a rush off right tackle in the second quarter.
- At Jacksonville (12/13), started at defensive tackle and notched a tackle and a quarterback pressure.
- Against Detroit (12/20), started at defensive tackle and produced two tackles, two quarterback pressures and a fumble recovery. Recovered a T.J. Hockenson fumble that was forced by Derick Roberson in the third quarter.
- At Green Bay (12/27), started at defensive tackle and registered two tackles and a quarterback pressure.
- At Houston (1/3), started at defensive tackle and notched two quarterback pressures in the Titans' division-clinching victory.
- Against Baltimore (1/10), started at defensive tackle and posted three tackles and a quarterback pressure. Stuffed Lamar Jackson for a one-yard loss on a rush up the middle in the third quarter.

**2019 (9/7, 3/0):** Played in nine games with seven starts during his rookie

campaign and collected 40 tackles, two sacks, 14 quarterback pressures, two tackles for loss and a pass defended. Spent the first six weeks of the season on the non-football injury list. Saw action in all three postseason contests and notched four tackles, three quarterback pressures and a fumble recovery. Led or tied for the team lead in sacks twice (vs. LAC, at OAK). Tied for the team lead in quarterback pressures once (at HOU). Saw action in his first career game and registered his first career sack against the L.A. Chargers (10/20/19). Made his first career start against Tampa Bay (10/27/19).

- Against L.A. Chargers (10/20), made his NFL debut as a reserve at defensive end and posted six tackles, including a sack, a stop for loss and two quarterback pressures. Teamed with Harold Landry to stonewall Melvin Gordon for a one-yard loss on a rush off right tackle in the opening quarter. Collected his first career sack by dropping Philip Rivers for a three-yard loss in the third quarter. Combined with Rashaan Evans to stop Gordon for no gain on first-and-goal during the final goal-line stand.
- Against Tampa Bay (10/27), notched his first career NFL start at defensive end and tallied four tackles and two quarterback pressures. Stonewalled Peyton Barber for no gain on a first-and-goal rush off right guard in the first quarter.
- At Indianapolis (12/1), started at defensive end and posted five tackles and three quarterback pressures. Teamed with Kamalei Correa to stuff Jonathan Williams for a two-yard loss on a rush off left end in the opening quarter.
- At Oakland (12/8), started at defensive end and amassed five tackles, including a sack and a stop for loss. Stuffed DeAndre Washington for a two-yard loss on a rush off left end late in the first quarter. Halted a Raiders' drive by sacking Derek Carr for a four-yard loss on third-and-two in the third quarter.
- Against Houston (12/15), started at defensive end and totaled four tackles, two quarterback pressures and a pass defended. Halted a potential Texans' scoring drive by deflecting a Deshaun Watson pass at the line of scrimmage that was then intercepted by Jayon Brown in the end zone.
- At Houston (12/29), played as a reserve on the defensive front and recorded three tackles and three quarterback pressures.
- At New England (1/4), saw action as a reserve on the defensive front in his first career postseason contest and posted two tackles and a quarterback pressure.
- At Baltimore (1/11), played as a reserve at defensive end and recorded two tackles, a fumble recovery and two quarterback pressures. Set up the Titans' final touchdown by recovering a Lamar Jackson fumble after a Jurrell Casey strip-sack midway through the third quarter.

#### **COLLEGE:**

- During a three-year career as a defensive tackle at Mississippi State, Simmons appeared in 38 contests with 28 starts. He finished his career ranked sixth in school history with 32.5 in tackles for loss. He also tied for sixth in MSU annals with five forced fumbles and tied for fourth with three blocked kicks. His totals also included 163 tackles, seven sacks, seven passes defended and two defensive touchdowns. He was one of two players in the nation to be named a Bednarik Award Semifinalist in both 2017 and 2018.
- As a junior (2018), appeared in 13 games with 12 starts. Led the team and ranked fourth in the SEC with 17 tackles for loss, which made up the third-highest total in school history. Tied for second in the SEC among defensive linemen with 63 total tackles and added a pair of sacks, one forced a fumble and four passes defended. Collected two or more tackles

for loss in six different games and had at least one in nine contests. Named a Bednarik Award Semifinalist and won the 2018 Conerly Trophy by the Mississippi Sports Hall of Fame and Museum as the top player in Mississippi. Also named second-team All-American (AP, The Athletic) and first-team All-SEC (AP, Coaches).

- As a sophomore (2017), started all 13 games and tallied 60 tackles, five sacks, 12 tackles for loss, 41 quarterback pressures, two forced fumbles, two fumble recoveries and one pass defended. With three total blocked kicks and punts, became the first SEC player since 2004 to lead the nation in the category. Named first-team All-SEC (AP, Coaches, PFF) and was a Bednarik Award Semifinalist. Added 2017 SEC Academic Honor Roll recognition.
- As a freshman (2016), played in 12 games with three starts at defensive tackle and finished with 40 tackles, 3.5 tackles for loss and four quarterback hurries. Led all SEC freshman and tied for the team lead with two forced fumbles. Became the first MSU defensive lineman to earn Freshman All-SEC honors since Chris Jones in 2013. Named to the SEC First-Year Academic Honor Roll.
- Majored in human development at Mississippi State.

#### **PERSONAL:**

- Has a son, Jeffery Jr.
- Attended Noxubee County (Macon, Miss.) High School, where he was named the nation's No. 10 overall player and the No. 2 defensive end by Scout.com. Named a five-star prospect by Rivals.com and Scout.com and a four-star prospect by 247Sports.com and ESPN.com. Named the top-rated player in Mississippi by Rivals.com and 247Sports.com.
- As a high school senior in 2015, helped Noxubee County win its second straight MHSAA Class 4A State Championship with a 12-4 overall record. Finished second on the team with 105 tackles. Led the Tigers with 20.5 tackles for loss, 18.5 sacks, 21 quarterback hurries, three blocked field goals and two blocked punts. Also forced two fumbles, recovered two fumbles, broke up five passes and recorded an interception.
- His mother is Brenda Bradley. He has one brother, Dylan, and two sisters, Brooke and Ashley.
- List of favorites: (movie) "The Blind Side"; (TV show) "Martin"; (song on your pregame playlist) "The Man" by Aloe Blacc; (meal) chicken alfredo; (dessert) Pecan Pie; and (sports team as a child) L.A. Lakers with Kobe Bryant.
- Follow Simmons on Twitter at @grindsimmons94 and on Instagram at @jsimmons\_94.
- Born Jeffery Bernard Simmons Jr. on July 28, 1997, in Lasalle, La.

## JEFFERY SIMMONS' DEFENSIVE GAME-BY-GAME

### 2019 Tennessee Titans

Date	Opp	W/L	P/S	Tot	Solo	Asst	Sk	- Yds	QBP	TFL	Int	- Yds	-TD	PD	FF	FR	- Yds	SpT	
Sept 8	@ Cle	W	NFI																
Sept 15	Ind	L	NFI																
Sept 19	@ Jax	L	NFI																
Sept 29	@ Atl	W	NFI																
Oct 6	Buf	L	NFI																
Oct 13	@ Den	L	NFI																
Oct 20	LAC	W	p	6	5	1	1.0	3.0	2	1	0	0	0	0	0	0	0	0	0
Oct 27	TB	W	S	4	3	1	0.0	0.0	2	0	0	0	0	0	0	0	0	0	0
Nov 3	@ Car	L	S	4	1	3	0.0	0.0	1	0	0	0	0	0	0	0	0	0	0
Nov 10	KC	W	S	3	1	2	0.0	0.0	1	0	0	0	0	0	0	0	0	0	0
Nov 24	Jax	W	S	6	3	3	0.0	0.0	0	0	0	0	0	0	0	0	0	0	0
Dec 1	@ Ind	W	S	5	3	2	0.0	0.0	3	0	0	0	0	0	0	0	0	0	0
Dec 8	@ Oak	W	S	5	4	1	1.0	4.0	0	1	0	0	0	0	0	0	0	0	0
Dec 15	Hou	L	S	4	3	1	0.0	0.0	2	0	0	0	0	1	0	0	0	0	0
Dec 22	NO	L	IA																
Dec 29	@ Hou	W	p	3	2	1	0.0	0.0	3	0	0	0	0	0	0	0	0	0	0
<b>Totals</b>	<b>9-7</b>	<b>9/7</b>		<b>40</b>	<b>25</b>	<b>15</b>	<b>2.0</b>	<b>7.0</b>	<b>14</b>	<b>2</b>	<b>0</b>	<b>0</b>	<b>0</b>	<b>1</b>	<b>0</b>	<b>0</b>	<b>0</b>	<b>0</b>	<b>0</b>
<b>Playoffs</b>																			
Jan 4	@ NE	W	p	2	1	1	0.0	0.0	1	0	0	0	0	0	0	1	0	0	0
Jan 11	@ Bal	W	p	2	2	0	0.0	0.0	2	0	0	0	0	0	0	1	0	0	0
Jan 19	@ KC	L	p	0	0	0	0.0	0.0	0	0	0	0	0	0	0	0	0	0	0
<b>Totals</b>	<b>2-1</b>	<b>3/0</b>		<b>4</b>	<b>3</b>	<b>1</b>	<b>0.0</b>	<b>0.0</b>	<b>3</b>	<b>0</b>	<b>0</b>	<b>0</b>	<b>0</b>	<b>0</b>	<b>1</b>	<b>0</b>	<b>0</b>	<b>0</b>	<b>0</b>

### 2020 Tennessee Titans

Date	Opp	W/L	P/S	Tot	Solo	Asst	Sk	- Yds	QBP	TFL	Int	- Yds	-TD	PD	FF	FR	- Yds	SpT		
Sept 14	@ Den	W	S	4	3	1	0.0	0.0	0	0	0	0	0	0	0	0	1	0	0	
Sept 20	Jax	W	S	3	0	3	0.0	0.0	0	0	0	0	0	0	1	0	0	0	0	
Sept 27	@ Min	W	S	5	3	2	1.0	6.0	5	1	0	0	0	0	0	0	0	0	0	
Oct 13	Buf	W	R/C																	
Oct 18	Hou	W	S	6	4	2	1.0	12.0	2	1	0	0	0	0	0	0	0	0	0	
Oct 25	Pit	L	S	3	1	2	0.0	0.0	2	0	0	0	0	1	0	0	0	0	0	
Nov 1	@ Cin	L	S	4	2	2	0.0	0.0	1	0	0	0	0	0	0	0	0	0	0	
Nov 8	Chi	W	S	3	3	0	0.0	0.0	0	0	0	0	0	0	1	1	1	0	0	
Nov 12	Ind	L	S	2	0	2	0.0	0.0	0	0	0	0	0	0	1	0	0	0	0	
Nov 22	@ Bal	W	S	3	1	2	0.0	0.0	1	0	0	0	0	0	0	0	0	0	0	
Nov 29	@ Ind	W	S	4	2	2	1.0	6.0	2	1	0	0	0	1	0	0	0	0	0	
Dec 6	Cle	L	S	7	3	4	0.0	0.0	1	0	0	0	0	0	0	0	0	0	0	
Dec 13	@ Jax	W	S	1	1	0	0.0	0.0	1	0	0	0	0	0	0	0	0	0	0	
Dec 20	Det	W	S	2	0	2	0.0	0.0	2	0	0	0	0	0	0	0	1	0	0	
Dec 27	@ GB	L	S	2	1	1	0.0	0.0	1	0	0	0	0	0	0	0	0	0	0	
Jan 3	@ Hou	W	S	0	0	0	0.0	0.0	2	0	0	0	0	0	0	0	0	0	0	
<b>Totals</b>	<b>11-5</b>	<b>15/15</b>		<b>49</b>	<b>24</b>	<b>25</b>	<b>3.0</b>	<b>24.0</b>	<b>20</b>	<b>3</b>	<b>0</b>	<b>0</b>	<b>0</b>	<b>5</b>	<b>1</b>	<b>3</b>	<b>0</b>	<b>0</b>	<b>0</b>	
<b>Playoffs</b>																				
Jan 10	Bal	L	S	3	2	1	0.0	0.0	0	1	0	0	0	0	0	0	0	0	0	0
<b>Totals</b>	<b>0-1</b>	<b>1/1</b>		<b>3</b>	<b>2</b>	<b>1</b>	<b>0.0</b>	<b>0.0</b>	<b>0</b>	<b>1</b>	<b>0</b>	<b>0</b>	<b>0</b>	<b>0</b>	<b>0</b>	<b>0</b>	<b>0</b>	<b>0</b>	<b>0</b>	

## JEFFERY SIMMONS' NFL STATISTICS

REGULAR SEASON				TACKLES							INTERCEPTIONS					FUMBLES			
Year	Team	GP	GS	Tot	Solo	Asst	Sk	Yds	QBP	TFL	No	Yds	Lg	TD	PD	FF	FR	Yds	SpT
2019	Tennessee	9	7	40	25	15	2.0	7.0	14	2	0	0	0	0	1	0	0	0	0
2020	Tennessee	15	15	49	24	25	3.0	24.0	20	3	0	0	0	0	5	1	3	0	0
<b>NFL Totals</b>		<b>24</b>	<b>22</b>	<b>89</b>	<b>49</b>	<b>40</b>	<b>5.0</b>	<b>31.0</b>	<b>34</b>	<b>5</b>	<b>0</b>	<b>0</b>	<b>0</b>	<b>0</b>	<b>6</b>	<b>1</b>	<b>3</b>	<b>0</b>	<b>0</b>

PLAYOFFS				TACKLES							INTERCEPTIONS					FUMBLES			
Year	Team	GP	GS	Tot	Solo	Asst	Sk	Yds	QBP	TFL	No	Yds	Lg	TD	PD	FF	FR	Yds	SpT
2019	Tennessee	3	0	4	3	1	0.0	0.0	3	0	0	0	0	0	0	0	1	0	0
2020	Tennessee	1	1	3	2	1	0.0	0.0	0	1	0	0	0	0	0	0	0	0	0
<b>NFL Totals</b>		<b>4</b>	<b>1</b>	<b>7</b>	<b>5</b>	<b>2</b>	<b>0.0</b>	<b>0.0</b>	<b>3</b>	<b>1</b>	<b>0</b>	<b>0</b>	<b>0</b>	<b>0</b>	<b>0</b>	<b>0</b>	<b>1</b>	<b>0</b>	<b>0</b>

### Single-Game Highs

- Tackles - **7 vs. Cleveland (12/6/20)**
- Sacks - **1 (Five times, last at Indianapolis 11/29/20)**
- Quarterback Pressures - **5 at Minnesota (9/27/20)**
- Tackles For Loss - **1 (Five times, last at Indianapolis 11/29/20)**
- Fumble Recovery - **1 (Three times, last vs. Detroit 12/20/20)**
- Fumble Recovery - **1 vs. Chicago (11/8/20)**
- Passes Defensed - **1 (Five times, last vs. Indianapolis 11/12/20)**

### Playoff Single-Game Highs

- Tackles - **3 vs. Baltimore (1/10/21)**
- Quarterback Pressures - **2 at Baltimore (1/11/20)**
- Fumble Recovery - **1 at Baltimore (1/11/20)**



# 59 TUZAR SKIPPER

OUTSIDE LINEBACKER • 6'3" • 246 LBS • COLLEGE: TOLDEO  
ACQUIRED: FREE AGENT - 2020 • NFL EXPERIENCE (NFL/TITANS): 2/1  
HOMETOWN: NORWICH, CONN.  
GAMES PLAYED/GAMES STARTED: 10/2 (PLAYOFFS: 0/0)

**PRO:** The Titans signed free agent Tuzar Skipper to the practice squad during Week 2 of the 2020 season to provide depth and NFL experience. The 6-foot-3-inch, 246-pounder originally signed with the Pittsburgh Steelers as a rookie free agent following the 2019 NFL Draft and has also spent time with the New York Giants. The Norwich, Conn., native appeared in six games for the Giants and totaled two tackles, 0.5 sack and one fumble recovery.

#### CAREER TRANSACTIONS:

- The Norwich, Conn., native was originally signed as a rookie free agent by the Pittsburgh Steelers on May 13, 2019.
- Waived by the Steelers on Sept. 7, 2019.
- Claimed off waivers by the New York Giants on Sept. 9, 2019.
- Waived by the Giants on Oct. 22, 2019.
- Signed by the Giants to the team's practice squad on Oct. 24, 2019.
- Signed by the Steelers to the team's active roster off of the Giants practice squad on Nov. 19, 2019.
- Waived by the Steelers on Sept. 5, 2020.
- Signed by the Titans to the practice squad on Sept. 15, 2020.
- Activated from the practice squad to the active roster standard elevation on Nov. 21, 2020.
- Activated from the practice squad to the active roster COVID-19 replacement on Nov. 28, 2020.
- Activated from the practice squad to the active roster COVID-19 replacement on Dec. 5, 2020.
- Activated from the practice squad to the active roster standard elevation on Dec. 12, 2020.

#### SEASON RECAPS:

**2020 (4/2, 0/0 - Tennessee):** Played in four games with two starts at outside linebacker and registered five tackles. Spent eight weeks on the practice squad and an additional three weeks on the practice squad injured list. Was elevated to the active roster from the practice squad on gameday four times. Was on the practice squad for the postseason contest. Made his first career NFL start against Cleveland (12/6/20).

- At Baltimore (11/22), made his Titans debut as a reserve at outside linebacker.
- At Indianapolis (11/29), played as a reserve at outside linebacker and on special teams.
- Against Cleveland (12/6), made his first career NFL start at outside linebacker and tallied four tackles. Teamed with David Long Jr. to stop Kareem Hunt for no gain on a rush off right tackle in the final stanza.
- At Jacksonville (12/13), started at outside linebacker and notched a tackle before leaving the game in the third quarter with an injury.

**2019 (6/0 - New York Giants; 0/0 - Pittsburgh):** Played in six games as a rookie for the New York Giants and totaled two tackles, a half sack and a fumble recovery. Was inactive for six contests as a member of the

Pittsburgh Steelers.

- Against Washington (9/29), posted one tackle and 0.5 sack.
- At Minnesota (10/6), recorded his first career fumble recovery.

#### COLLEGE:

- Played in 29 games over three seasons at Toldeo (2016-18) and tallied 90 tackles, 13.5 tackles for loss, 9.5 sacks, three forced fumbles, two fumble recoveries and one blocked kick. Transferred to Toledo after playing two years at Monroe College (2014-15) where he made second-team All-Conference both years.
- As a senior (2018), played in 13 games and amassed 60 tackles, 11.0 tackles for loss, a team-high 8.5 sacks, two forced fumbles and two fumble recoveries. Ranked third on the team in tackles and second on the squad in tackles for loss. His 8.5 sacks ranked fifth in the Mid-American Conference. Earned third-team All-MAC recognition.
- At Eastern Michigan (10/13), tallied a career-high eight tackles, 2.5 tackles for loss, 2.0 sacks, and one forced fumble.
- As a junior (2017), saw action in three games and recorded eight tackles and 1.0 sack before suffering a season-ending injury.
- As a sophomore (2016), appeared in 13 games and posted 22 tackles, 1.0 tackle for loss and one blocked kick.
- Transferred to Toledo from Monroe College where he played two seasons (2014-15) and earned second-team All-Conference recognition both years.
- Majored in communications at Toldeo.

#### PERSONAL:

- Attended Norwich (Conn.) Free Academy where he was a two-time all-area selection.
- Made the Connecticut High School Coaches' Association Class LL all-state team twice.
- Son of Lamont Williams and Shonte Skipper.
- Has three brothers, Patrick, Antonio, and Nathaniel, and one sister, Clarice.
- Born Tuzar Skipper on June 5, 1995 in Norwich, Conn.

## TUZAR SKIPPER'S GAME-BY-GAME

### 2019 N.Y. Giants/Pittsburgh Steelers

Date	Opp	W/L	P/S	Tot	Solo	Asst	Sk	- Yds	QBP	TFL	Int	- Yds	-TD	PD	FF	FR	- Yds	SpT	
Sept 15	Buf	L	p	0	0	0	0.0	0.0	0	0.0	0	0	0	0	0	0	0	0	0
Sept 22	@ TB	W	p	1	0	1	0.0	0.0	0	0.0	0	0	0	0	0	0	0	0	0
Sept 29	Was	W	p	1	0	1	0.5	5.5	1	0.0	0	0	0	0	0	0	0	0	0
Oct 6	Min	L	p	0	0	0	0.0	0.0	0	0.0	0	0	0	0	0	0	1	0	0
Oct 10	@ NE	L	p	0	0	0	0.0	0.0	0	0.0	0	0	0	0	0	0	0	0	0
Oct 20	Ari	L	p	0	0	0	0.0	0.0	0	0.0	0	0	0	0	0	0	0	0	1
Waived by the Giants on Oct. 22, 2019																			
Nov 24	@ Cin	W	IA																
Dec 1	Cle	W	IA																
Dec 8	@ Ari	W	IA																
Dec 15	Buf	L	IA																
Dec 22	@ NYJ	L	IA																
Dec 29	@ Bal	L	IA																
<b>Totals</b>				<b>5-7</b>	<b>6/0</b>	<b>2</b>	<b>0</b>	<b>2</b>	<b>0.5</b>	<b>5.5</b>	<b>1</b>	<b>0.0</b>	<b>0</b>	<b>0</b>	<b>0</b>	<b>0</b>	<b>1</b>	<b>0</b>	<b>1</b>

### 2020 Tennessee Titans

Date	Opp	W/L	P/S	Tot	Solo	Asst	Sk	- Yds	QBP	TFL	Int	- Yds	-TD	PD	FF	FR	- Yds	SpT	
Nov 22	@ Bal	W	p	0	0	0	0.0	0.0	0	0	0	0	0	0	0	0	0	0	0
Nov 29	@ Ind	W	p	0	0	0	0.0	0.0	0	0	0	0	0	0	0	0	0	0	0
Dec 6	Cle	L	S	4	4	0	0.0	0.0	0	0	0	0	0	0	0	0	0	0	0
Dec 13	@ Jax	W	S	1	0	1	0.0	0.0	0	0	0	0	0	0	0	0	0	0	0
Dec 20	Det	W	PSI																
Dec 27	@ GB	L	PSI																
Jan 3	@ Hou	W	PSI																
<b>Totals</b>				<b>3-1</b>	<b>4/2</b>	<b>5</b>	<b>4</b>	<b>1</b>	<b>0.0</b>	<b>0.0</b>	<b>0</b>	<b>0</b>	<b>0</b>	<b>0</b>	<b>0</b>	<b>0</b>	<b>0</b>	<b>0</b>	<b>0</b>

## TUZAR SKIPPER'S NFL STATISTICS

### REGULAR SEASON


Year	Team	GP	GS	TACKLES				Sk	Yds	QBP	TFL	INTERCEPTIONS					FUMBLES			
				Tot	Solo	Asst	Asst					No	Yds	Lg	TD	PD	FF	FR	Yds	SpT
2019	N.Y. Giants	6	0	2	0	2	0.5	5.5	1	0	0	0	0	0	0	0	0	1	0	1
2020	Tennessee	4	2	5	4	1	0.0	0.0	0	0	0	0	0	0	0	0	0	0	0	
<b>NFL Totals</b>		<b>10</b>	<b>2</b>	<b>7</b>	<b>4</b>	<b>3</b>	<b>0.5</b>	<b>5.5</b>	<b>1</b>	<b>0</b>	<b>0</b>	<b>0</b>	<b>0</b>	<b>0</b>	<b>0</b>	<b>0</b>	<b>1</b>	<b>0</b>	<b>1</b>	

### Single-Game Highs

Tackles - **4 vs. Cleveland (12/6/20)**

Sacks - 0.5 against Washington (9/29/19)

Fumble Recovery - 1 at Minnesota (10/6/19)



# 2 SAM SLOMAN

KICKER • 5'8" • 205 LBS • COLLEGE: MIAMI (OHIO)

ACQUIRED: FREE AGENT - 2020 • NFL EXPERIENCE (NFL/TITANS): ROOKIE

HOMETOWN: ROSEWELL, GA.

GAMES PLAYED/GAMES STARTED: 8/0 (PLAYOFFS: 0/0)

**PRO:** The Titans signed free agent kicker Sam Sloman to the practice squad during Week 12 of the 2020 NFL season. The 5-foot-8-inch, 205-pounder was originally drafted by the Los Angeles Rams in the seventh round (248th overall) of the 2020 NFL Draft. The Rosewell, Ga., native appeared in seven games for the Rams in 2020 and made eight of 11 field goals with one blocked (72.7 percent), and 18 of 21 extra point tries with two blocked (85.7 percent). He has recorded 37 kickoffs for 2,385 yards with 22 touchbacks.

#### TITANS TIDBITS:

- Sloman didn't begin playing football until he was a junior in high school after previously playing goalie for the school's soccer team.
- He wore No. 79 in college because he lived with teammates who played offensive line, and Sloman wanted to fit in with his roommates.

#### CAREER TRANSACTIONS:

- The Rosewell, Ga., native was originally drafted by the Los Angeles Rams in the seventh round (248th overall) of the 2020 NFL Draft.
- Waived by the Rams on Oct. 27, 2020.
- Signed by the Titans to the team's practice squad on Nov. 24, 2020.
- Activated from the practice squad to the active roster standard elevation on Jan. 2, 2021.

#### SEASON RECAPS:

**2020 (7/0 - Los Angeles Rams; 1/0 - Tennessee):** Appeared in one contest with the Titans and connected on all five extra point chances and both field goals, including the game-winning 37-yard kick as time expired to clinch the division title. Spent five weeks of the regular season and the postseason contest on the Titans' practice squad. Was elevated to the active roster from the practice squad on gameday once. Played in seven games for the Rams and converted eight of 11 field goal attempts (72.7 percent) with a long of 42, and 18 of 21 extra point tries (85.7 percent). Had one field goal and one extra point blocked. Tallied 37 kickoffs for 2,385 yards and 22 touchbacks.

- Against Dallas (9/13) on Sunday Night Football, made his NFL debut and converted two of three field goals and both extra point attempts.
- At San Francisco (10/18), made his lone field goal attempt for a career-long 42-yards, and converted one of two extra point tries with one kick blocked.
- At Houston (1/3), made his Titans debut and connected all five extra point chances and on both field goals (47, 37), including the game-winner as time expired. Gave the Titans an early 3-0 lead with a 47-yard field goal in the first stanza. Gave the Titans' a division-clinching victory with a 37-yard field goal off the right upright as time expired.

#### COLLEGE:

• Appeared in 51 games over four seasons at Miami (Ohio) (2016-19) and finished his career with 259 points to rank fourth on the school's all-time scoring list. Made 49 of 62 (79.0 percent) field goals to rank second in made field goals, as well as third in field goal attempts and field goal percentage

in school history. Converted 112 of 114 extra point tries and his extra points made ranked second in school annals. Recorded 250 kickoffs for 15,246 yards (61.0 average) with 127 touchbacks.

• As a senior (2019), played in 14 games and converted 26 of 30 field goals (86.7 percent) including a long of 53, and all 34 extra point attempts. Totaled a career-high 112 points which ranked fourth in school history for a single season. Added 75 kickoffs for 4,705 yards (62.7 average) and 52 touchbacks. Earned second team All-MAC honors and second team All-America recognition by the Athletic.

• As a junior (2018), appeared in all 12 games and made 10 of 13 field goals and converted 41 of 42 extra point kicks. Totaled 71 points. Recorded 63 kickoffs for 4,004 yards (63.6 average) with 42 touchbacks.

• As a sophomore (2017), played in all 12 games and converted 12 of 16 field goal tries and 35 of 36 extra points. Scored 71 points on the season. Tallied 58 kickoffs for 3,435 yards (59.2 average) and 21 touchbacks.

• As a freshman (2016), played in all 13 games as the team's kickoff specialist and averaged 57.4 yards per kickoff with 12 touchbacks on 54 attempts. Also converted one of three field goals and both extra point tries on the season.

- Majored in kinesiology at Miami (Ohio).

#### PERSONAL:

• Attended Pace (Ga.) Academy where he connected on 20 of 23 kicks with a long of 53 as a senior while helping guide his team to the Georgia Class AA state championship.

• Was a two-time all-state kicker and a MaxPreps First Team All-American as a senior.

• Also lettered in soccer and lettered as a goalie.

• Follow Sloman on Twitter @ssloman118.

• Son of Jay and Judi Sloman.

• Born Samuel Cole Sloman on Sept. 19, 1997 in Rosewell, Ga.

## SAM SLOMAN'S GAME-BY-GAME

### 2020 Los Angeles Rams

Date	Opp	W/L	PAT		FG			1-19		20-29		30-39		40-49		50+		LG	Pts	Kick-by-Kick	Kickoffs				
			Ma	Att	Ma	Att	Pct	Ma	Att	Ma	Att	Ma	Att	Ma	Att	Ma	Att				No	InEZ	TB	PctTB	
Sept 13	Dal	W	2	2	2	3	66.7	0	0	0	1	2	2	0	0	0	0	35	8	29LU, 35, 31	5	3	3	60.0	
Sept 20	@ Phi	W	4	5	1	1	100.0	0	0	0	0	1	1	0	0	0	0	30	7	30	7	4	4	57.1	
Sept 27	@ Buf	L	3	3	1	2	50.0	0	0	0	0	1	1	0	0	0	1	30	6	53WL, 30	6	5	4	66.7	
Oct 4	NYG	W	2	2	1	1	100.0	0	0	0	0	1	1	0	0	0	0	32	5	32	4	3	3	75.0	
Oct 11	@ Was	W	3	4	1	1	100.0	0	0	1	1	0	0	0	0	0	0	28	6	28	6	6	4	66.7	
Oct 18	@ SF	L	1	2	1	1	100.0	0	0	0	0	0	0	1	1	0	0	42	4	42	4	3	3	75.0	
Oct 26	Chi	W	3	3	1	2	50.0	0	0	1	1	0	0	0	1	0	0	22	6	22, 48B	5	4	1	20.0	
<b>Totals</b>			<b>5-2</b>	<b>18</b>	<b>21</b>	<b>8</b>	<b>11</b>	<b>72.7</b>	<b>0</b>	<b>0</b>	<b>2</b>	<b>3</b>	<b>5</b>	<b>5</b>	<b>1</b>	<b>2</b>	<b>0</b>	<b>1</b>	<b>42</b>	<b>42</b>		<b>37</b>	<b>28</b>	<b>22</b>	<b>59.5</b>

### 2020 Tennessee Titans

Date	Opp	W/L	PAT		FG			1-19		20-29		30-39		40-49		50+		LG	Pts	Kick-by-Kick	Kickoffs				
			Ma	Att	Ma	Att	Pct	Ma	Att	Ma	Att	Ma	Att	Ma	Att	Ma	Att				No	InEZ	TB	PctTB	
Nov 29	@ Ind	W																							
Dec 6	Cle	L																							
Dec 13	@ Jax	W																							
Dec 20	Det	W																							
Dec 27	@ GB	L																							
Jan 3	@ Hou	W	5	5	2	2	100.0	0	0	0	0	1	1	1	1	0	0	47	11	47, 37	7	3	2	28.6	
<b>Totals</b>			<b>4-2</b>	<b>5</b>	<b>5</b>	<b>2</b>	<b>2</b>	<b>100.0</b>	<b>0</b>	<b>0</b>	<b>0</b>	<b>0</b>	<b>1</b>	<b>1</b>	<b>1</b>	<b>1</b>	<b>0</b>	<b>0</b>	<b>47</b>	<b>11</b>		<b>7</b>	<b>3</b>	<b>2</b>	<b>28.6</b>
<b>Playoffs</b>																									
Jan 10	Bal	L																							
<b>Totals</b>			<b>0-1</b>	<b>0</b>	<b>0</b>	<b>0</b>	<b>0</b>	<b>0.0</b>	<b>0</b>	<b>0</b>	<b>0</b>	<b>0</b>	<b>0</b>	<b>0</b>	<b>0</b>	<b>0</b>	<b>0</b>	<b>0</b>	<b>0</b>	<b>0</b>		<b>0</b>	<b>0</b>	<b>0</b>	<b>0.0</b>

## SAM SLOMAN'S NFL STATISTICS

REGULAR SEASON			PAT		FG			1-19		20-29		30-39		40-49		50+		LG	Pts	Kickoffs				
Date	Team	GP	Ma	Att	Ma	Att	Pct	Ma	Att	Ma	Att	Ma	Att	Ma	Att	Ma	Att			No	InEZ	TB	PctTB	
2020	L.A. Rams	7	18	21	8	11	72.7	0	0	2	3	5	5	1	2	0	1	42	42	37	28	22	59.5	
2020	Tennessee	1	5	5	2	2	100.0	0	0	0	0	1	1	1	1	0	0	47	11	7	3	2	28.6	
<b>NFL Totals</b>			<b>8</b>	<b>23</b>	<b>26</b>	<b>10</b>	<b>13</b>	<b>76.9</b>	<b>0</b>	<b>0</b>	<b>2</b>	<b>3</b>	<b>6</b>	<b>6</b>	<b>2</b>	<b>3</b>	<b>0</b>	<b>1</b>	<b>47</b>	<b>53</b>	<b>44</b>	<b>31</b>	<b>24</b>	<b>54.5</b>

### Single-Game Highs

Field Goals Made - **2 (Twice, last at Houston 1/3/21)**

Field Goal Attempts - **2 (Twice, last at Houston 1/3/21)**

Longest Field Goal - **47 at Houston (1/3/21)**

PATs Made - **5 at Houston (1/3/21)**

PATs Attempted - **5 (Twice, last at Houston 1/3/21)**

Points - **11 at Houston (1/3/21)**

Consecutive Field Goals Made - **5 (9/27/20-10/26/20)**

Consecutive Extra Points Made - **6 (9/13/20-9/20/20)**

Touchbacks - **4 (Three times, last at Washington 10/11/20)**





# 81 JONNU SMITH

TIGHT END • 6'3" • 248 LBS • COLLEGE: FLORIDA INTERNATIONAL  
ACQUIRED: 3RD ROUND - 2017 • NFL EXPERIENCE (NFL/TITANS): 4/4  
HOMETOWN: OCALA, FLA.  
GAMES PLAYED/GAMES STARTED: 60/53 (PLAYOFFS: 6/5)



**PRO:** The Titans selected Jonnu Smith in the third round (100th overall) of the 2017 NFL Draft. The 6-foot-3-inch, 248-pound tight end participated in every game as a rookie and ranked fifth among rookie tight ends in receptions (18). In 2018, he set then single-season career highs in every receiving category before having his second season cut short due to a knee injury. Smith played a pivotal role in the Titans' playoff berth in 2019, amassing career-highs with 35 receptions and 439 receiving yards. The Florida International product possesses the ability to flash after the catch and has the speed to attack all three levels of the field. He is also known for his strength and willingness to block in the run game.

### CAREER HIGHLIGHTS:

- In 2019, Smith ranked fourth on the team with a career-best 35 receptions, third on the squad with a career-high 439 receiving yards and tied a career-best with three receiving touchdowns.
- In 2018, Smith set then single-season career highs in receptions (20), receiving yards (258), receiving long (61t), and receiving touchdowns (3) despite missing the final three contests due to injury. His three receiving touchdowns ranked second on the squad.
- During the 2017 regular season, Smith was one of three rookie tight ends to appear in all 16 games (Gerald Everett and David Njoku) and one of two rookie tight ends with at least 13 starts (O.J. Howard). His 18 receptions, which resulted in 157 yards and two touchdowns, ranked fifth among all rookie tight ends.
- Smith finished his career as Florida International's all-time leader for tight ends in receptions and receiving yards. Smith ended his career ranking fourth on the school's career receptions list and fifth on the program's receiving yardage list. His 18 career receiving touchdowns rank third in school annals.
- As a sophomore (2014), led all college tight ends with 61 receptions, 710 receiving yards and eight touchdown catches.

### TITANS TIDBITS:

- Smith credits his mother, Karen, for his successes. Jonnu's father passed away as a result of a tow truck accident when he was four years old and his mother raised all six children by herself. "My mother is my rock. It was tough, but we always got what we needed—not necessarily what we wanted all the time—but what we needed. She was so strong all the time."
- Smith endured a lot of challenges as a youngster in Philadelphia and after his brother was arrested and one of his friends was killed on the streets, a decision needed to be made. His family didn't have the financial means to just uproot, so for his own safety Jonnu moved in with his mother's sister and brother-in-law, Darla and Mike Kirkland, in Ocala, Fla. He started playing high school football and even though he was far from a touted recruit, he earned a scholarship to Florida International where his play took off.
- Smith's best friend Willie "Quasim" Jefferson tragically died from a gun shot in October 2016. Jonnu gave his son the middle name Quasim in honor of him.

### CAREER TRANSACTIONS:

- The Philadelphia, Pa., native was selected by the Titans in the third round (100th overall) of the 2017 NFL Draft.

### SEASON RECAPS:

**2020 (15/14, 1/1):** Played in 15 games with 14 starts at tight end and finished tied for third among all NFL tight ends with nine total touchdowns. Set a "Titans era" franchise record for tight ends and finished second on

the team with a career-best eight receiving touchdowns. Ranked third on the team with a career-high 41 receptions and a career-best 448 receiving yards. Was inactive for one contest. Started the postseason contest and caught two passes for nine yards. Led the team in receiving yards once in 2020 (vs. JAX). Tied for the team lead in receptions twice in 2020 (at MIN, vs. DET). With his eighth touchdown catch of 2020 at Green Bay (12/27/20), surpassed Delanie Walker (seven touchdown receptions in 2016) for the most single-season touchdown receptions by a tight end in the franchise's "Titans era" (1999–present).

- At Denver (9/14), started at tight end and snared four catches for 36 yards with a touchdown. Gave the Titans a 13-7 lead with a one-yard touchdown reception on fourth-and-goal early in the fourth quarter.
- Against Jacksonville (9/20), started at tight end and led the team with a career-best 84 receiving yards on four catches with a career-high two touchdowns. Opened the game with a career-long 63-yard catch off play action down the left sideline down to the Jaguars' 14-yard line on the first play from scrimmage. Gave the Titans an early 7-0 lead with a leaping 13-yard touchdown catch early in the first stanza. Drew a 22-yard pass interference penalty on third-and-four during the Titans' third touchdown drive. Got open over the middle and hauled in a four-yard touchdown reception on third-and-four late in the second quarter.
- At Minnesota (9/27), started at tight end and tied for the team lead with five catches for 61 yards. Kickstarted the Titans' first scoring drive in the third quarter with a 21-yard catch over the middle. Eclipsed the 1,000-yard career receiving mark with his 21-yard grab in the third quarter. Hauled in two receptions for 25 yards during the Titans' game-winning scoring drive in the fourth quarter.
- Against Buffalo (10/13), started at tight end and snared five receptions for 40 yards with a pair of touchdowns. Extended the Titans' lead to 28-10 with a four-yard touchdown grab on a slant late in the third quarter. Capped the scoring with a seven-yard touchdown catch to make the score 42-16 late in the final quarter.
- Against Houston (10/18), started at tight end and grabbed one pass for 13 yards before leaving the game in the second quarter with an injury. Kept the Titans' third touchdown drive alive with a 13-yard grab on third-and-11 in the second quarter.
- Against Pittsburgh (10/25), started at tight end and posted one catch for nine yards.
- At Cincinnati (11/1), started at tight end and collected two receptions for 29 yards.
- Against Chicago (11/8), started at tight end and hauled in two receptions for 32 yards with a score. Set up the Titans' final touchdown with a 30-yard catch down to the Bears' two-yard line in the fourth quarter. On the next play, increased the Titans lead to 24-3 with a two-yard touchdown grab in the fourth quarter.
- Against Indianapolis (11/12), started at tight end and caught two passes for 14 yards while scoring a rushing touchdown. Increased the Titans lead to 17-10 with a one-yard touchdown run on a jet sweep in the second quarter.
- At Baltimore (11/22), started at tight end and collected four catches for 20 yards with a touchdown. On his first catch, an eight-yarder in the first quarter, he notched his 100th career reception. Gave the Titans an early 7-0 lead with a one-yard touchdown grab in the first quarter.
- At Indianapolis (11/29), saw action as a reserve at tight end and blocked for Titans' rushers to gain 229 yards on 45 carries.
- Against Cleveland (12/6), was inactive.
- At Jacksonville (12/13), started at tight end and snared two receptions for 20 yards. Helped open holes for Titans' rushers to gain 249 yards on the ground, including a 215-yard performance by Derrick Henry.

- Against Detroit (12/20), started at tight end and tied for the team lead with five catches for 52 yards. Set up a Stephen Gostkowski 38-yard field just before halftime with a 16-yard grab late in the second quarter.
- At Green Bay (12/27), started at tight end and notched three catches for 30 yards with a touchdown. Got the Titans on the scoreboard and set a Titans era franchise record for receiving touchdowns by tight ends with a 12-yard scoring grab late in the first half.
- At Houston (1/3), started at tight end and hauled in one reception for eight yards in the Titans' division-clinching victory. Blocked for Derrick Henry to gain a franchise-record 250 rushing yards and in the process become the eighth player in NFL history to eclipse 2,000 rushing yards in a season.
- Against Baltimore (1/10), started at tight end and caught two passes for nine yards.

**2019 (16/14, 3/3):** Saw action in all 16 games with 14 starts at tight end and ranked fourth on the team with a career-best 35 receptions and third on the squad with a career-high 439 receiving yards. Notched three receiving touchdowns. Rushed four times for 78 yards. Started all three postseason contests and tied for the team lead with six catches for 59 yards with a touchdown. Led or tied for the team lead in receptions three times in 2019 (vs. TB, vs. KC, at BAL). Led the team in receiving yards twice in 2019 (vs. BUF, vs. TB).

- At Cleveland (9/8), started at tight end in his return to the lineup and snared one reception for seven yards. Recorded his first career rush for 10 yards.
- Against Buffalo (10/6), started at tight end and caught one pass for 57 yards. Snared a screen pass and sprinted 57 yards to the Buffalo 21-yard line late in the third quarter.
- Against L.A. Chargers (10/20), started at tight end and caught three passes for a then career-best 64 receiving yards. Kickstarted the Titans' opening scoring drive with a 24-yard reception on the team's first play from scrimmage. Rumbled for a 35-yard gain on a short pass early in the third quarter.
- Against Tampa Bay (10/27), started at tight end and led the team with a career-high-tying six catches and a career-best 78 receiving yards with a touchdown. Gave the Titans a 7-3 lead with a five-yard touchdown grab in the first quarter. Kickstarted the Titans' second quarter scoring drive with a 26-yard catch over the middle.
- Against Kansas City (11/10), started at tight end and led the team with four catches for 30 yards.
- Against Jacksonville (11/24), started at tight end and rushed once for four yards. Set up the Titans' second touchdown by drawing a 16-yard pass interference penalty in the end zone on a pass from Derrick Henry in the third quarter.
- At Oakland (12/8), started at tight end and caught three passes for 29 yards with a touchdown. Made an acrobatic 17-yard touchdown catch in the back of the end zone for a 35-21 lead early in the fourth quarter.
- Against Houston (12/15), started at tight end and posted five catches for 60 yards to go along with a 57-yard rush which is the longest run by a tight end in the NFL since 1976. Set up the Titans' second touchdown with a 57-yard run off right end on the first play of the fourth quarter.
- Against New Orleans (12/22), played as a reserve at tight end and snared three passes for 63 yards with a touchdown. Got open over the middle and hauled in 41-yard touchdown pass giving the Titans a 7-0 lead in the first quarter. Tied his career high with his third touchdown reception of the season.
- At New England (1/4), started at tight end and caught one pass for nine yards.
- At Baltimore (1/11), started at tight end and tied for the team lead with two catches for 12 yards with a touchdown. Gave the Titans a 7-0 lead with an acrobatic 12-yard touchdown grab in the corner of the end zone on third-and-12 in the first quarter.
- At Kansas City (1/19), started at tight end and snared three receptions for 38 yards. Set up the Titans' first touchdown with a 22-yard reception down to the Chiefs' four-yard line in the first quarter.

**2018 (13/12):** Played in 13 games with 12 starts at tight end and snared 20 receptions for 258 yards. Finished second on the team with three receiving touchdowns. Placed on injured reserve on Dec. 11, 2018 and missed the final three games. Led the team in receptions once in 2018 (at IND). Tied for the team lead in receiving yards once in 2018 (at IND).

- At Miami (9/9), started at tight end and caught one pass for 12 yards. Extended the Titans' final scoring drive with a 12-yard catch on third-and-10 late in the fourth quarter.
- At Los Angeles Chargers in London (10/21), started at tight end and

snared two passes for 11 yards.

- At Dallas (11/5), started at tight end and snared two receptions for 33 yards with a touchdown. Hauled in a 26-yard pass early in the third quarter. Gave the Titans a 21-14 lead with a seven-yard touchdown on a shovel pass in the third quarter.
- Against New England (11/11), started at tight end and collected three receptions for a career-best 45 yards with a touchdown. Gave the Titans an early 7-0 lead with a four-yard touchdown reception in the back of the end zone in the first quarter. Got the Titans' third scoring drive started with a 29-yard reception down the right sideline.
- At Indianapolis (11/18), started at tight end and led the team with a career-high six catches for a team-high-tying 44 receiving yards.
- At Houston (11/26), started at tight end and grabbed two receptions for 63 yards with a touchdown. Gave the Titans an early 10-0 lead with a 61-yard touchdown reception in the first quarter.
- Against N.Y. Jets (12/2), played as a reserve at tight end and caught two passes for 29 yards.
- Against Jacksonville (12/6), started at tight end and left the game midway through the second quarter with an injury.

**2017 (16/13, 2/1):** Played in all 16 games with 13 starts at tight end in his rookie campaign and snared 18 receptions for 157 yards with a pair of touchdowns. Saw action in both postseason contests with one start and grabbed three passes for 19 yards. Led or tied for the team lead in receptions twice (at MIA, vs. JAX). Registered his first career receiving touchdown at Jacksonville (9/17/17). Appeared in his first career NFL game and made his first career start against Oakland (9/10/17).

- Against Oakland (9/10), started at tight end in his NFL debut.
- At Jacksonville (9/17), started at tight end and snared two receptions for 30 yards, including his first career receiving touchdown. Gave the Titans a 30-3 lead with a 32-yard touchdown on a screen pass with 9:57 remaining in the fourth quarter.
- Against Seattle (9/24), started at tight end and caught a 24-yard touchdown pass. Helped block for Titans' ball carriers to collect 195 rushing yards on 35 carries (5.6 avg.). Increased the Titans lead to 23-14 with a 24-yard touchdown catch on a wheel route with 3:50 left to play in the third quarter.
- At Miami (10/8), started at tight end and led the team with five catches for 21 yards.
- Against Jacksonville (12/31), started at tight end and tied for the team lead with three receptions for 12 yards.
- At Kansas City (1/6), started at tight end and grabbed two receptions for 15 yards in his first career postseason game. Converted a critical third down with a 10-yard catch on third-and-two during the Titans' game-winning touchdown drive in the fourth quarter.
- At New England (1/13), played as a reserve at tight end and notched one catch for four yards before leaving the game late in the third quarter with an injury.

#### COLLEGE:

- In four seasons at Florida International (2013-16), Smith appeared in 43 career games and tallied 178 receptions for 2,001 yards with 18 touchdowns.
- As a senior (2016), started in 11 games for the Panthers and was a second team, All-Conference USA honoree. Caught 42 passes for 506 yards and four touchdowns. Became the fifth player in Florida International history to register over 2,000 yards receiving during a career (2,001 yards). Finished his career registering at least one reception in every game he played (43-straight – second-most in school history).
- As a junior (2015), started eight games for the Panthers and recorded 36 catches for 397 yards and four touchdowns. Finished fourth on the team in receptions, third in receiving yards and second in receiving touchdowns. Missed the final four games of the season due to injury.
- As a sophomore (2014), appeared and started in all 12 games for the Panthers and earned first team All-Conference USA honors. Led Florida International with 710 yards on 61 catches and eight touchdowns. Also led all tight ends nationally in touchdowns, receiving yards and receptions. Set the school record for tight ends in receiving yards, touchdowns and receptions and his eight receiving touchdowns broke the previous school season-best of seven set by T.Y. Hilton (2008, 2011) and Cory McKinney (2002). The 710 receiving yards ranked seventh all-time at FIU for a season and his 61 catches were tied for fourth in a single year.
- As a freshman (2013), started all 12 games as a true freshman and earned All-Conference USA honorable mention honors as well as a spot

on the league's All-Freshmen team. Led all Florida International players with 39 receptions for 388 yards and was the only FIU receiver to have a catch in all 12 games. Either led or tied for the team-lead in receptions or receiving yards in eight of 12 games. Was the first true freshman to lead the team in receptions and receiving yards since T.Y. Hilton in 2008.

- Majored in liberal studies at Florida International.

**PERSONAL:**

- Has a son, Jaiyen.
- Attended West Port (Ocala, Fla.) High School and was named to the 2012 Ocala Star Banner All-County first team and the 2012 Florida Athletic Coaches Association All-District 7 Football team.
- As a senior, posted a team leading 34 catches for 517 yards and two touchdowns.
- As a junior, notched nine receptions for 101 yards and two touchdowns.
- Also competed in weightlifting, finishing second in the county in the 219-

pound weight class.

- List of favorites: (movie) all the "Halloween" Michael Myers' films; (TV show) "Stranger Things"; (musician or band) Meek Mill; (food) chicken and shrimp Alfredo; (guilty pleasure) Swedish fish; (sports team as a child) Philadelphia Eagles and (athlete as a child) LeBron James.
- Follow Smith on Twitter at @EasyMoney\_87.
- Follow Smith on Instagram at @jonnumsmith87.
- Born Jonnu Andre Smith on Aug. 22, 1995 in Philadelphia, Pa.

**JONNU SMITH'S GAME-BY-GAME**

2017 Tennessee Titans				RECEIVING				
Date	Opp.	W/L	P/S	No	Yds	Avg	Lg	TD
Sept 10	Oak	L	S	0	0	-	0	0
Sept 17	@ Jax	W	S	2	30	15.0	32t	1
Sept 24	Sea	W	S	1	24	24.0	24t	1
Oct 1	@ Hou	L	S	0	0	-	0	0
Oct 8	@ Mia	L	S	5	21	4.2	9	0
Oct 16	Ind	W	p	1	10	10.0	10	0
Oct 22	@ Cle	W	S	2	22	11.0	14	0
Nov 5	Bal	W	S	0	0	-	0	0
Nov 12	Cin	W	S	2	20	10.0	12	0
Nov 16	@ Pit	L	p	0	0	-	0	0
Nov 26	@ Ind	W	S	0	0	-	0	0
Dec 3	Hou	W	S	0	0	-	0	0
Dec 10	@ Ari	L	S	0	0	-	0	0
Dec 17	@ SF	L	p	1	5	5.0	5	0
Dec 24	LAR	L	S	1	13	13.0	13	0
Dec 31	Jax	W	S	3	12	4.0	5	0
<b>Totals</b>		<b>9-7</b>	<b>16/13</b>	<b>18</b>	<b>157</b>	<b>8.7</b>	<b>32t</b>	<b>2</b>
<b>Playoffs</b>								
Jan 6	@ KC	W	S	2	15	7.5	10	0
Jan 13	@ NE	L	p	1	4	4.0	4	0
<b>Totals</b>		<b>1-1</b>	<b>2/1</b>	<b>3</b>	<b>19</b>	<b>6.3</b>	<b>10</b>	<b>0</b>

2018 Tennessee Titans				RECEIVING				
Date	Opp.	W/L	P/S	No	Yds	Avg	Lg	TD
Sept 9	@ Mia	L	S	1	12	12.0	12	0
Sept 16	Hou	W	S	0	0	-	0	0
Sept 23	@ Jax	W	S	1	9	9.0	9	0
Sept 30	Phi	W	S	0	0	-	0	0
Oct 7	@ Buf	L	S	0	0	-	0	0
Oct 14	Bal	L	S	1	12	12.0	12	0
Oct 21	@ LAC	L	S	2	11	5.5	8	0
Nov 5	@ Dal	W	S	2	33	16.5	26	1
Nov 11	NE	W	S	3	45	15.0	29	1
Nov 18	@ Ind	L	S	6	44	7.3	9	0
Nov 26	@ Hou	L	S	2	63	31.5	61t	1
Dec 2	NYJ	W	p	2	29	14.5	18	0
Dec 6	Jax	W	S	0	0	-	0	0
Dec 16	@ NYG							
Dec 22	Was							
Dec 30	Ind							
Placed on injured reserve on Dec. 11, 2018								
<b>Totals</b>		<b>7-6</b>	<b>13/12</b>	<b>20</b>	<b>258</b>	<b>12.9</b>	<b>61t</b>	<b>3</b>

2019 Tennessee Titans				RECEIVING				
Date	Opp.	W/L	P/S	No	Yds	Avg	Lg	TD
Sept 8	@ Cle	W	S	1	7	7.0	7	0
Sept 15	Ind	L	S	0	0	-	0	0
Sept 19	@ Jax	L	S	2	20	10.0	20	0
Sept 29	@ Atl	W	S	1	5	5.0	5	0
Oct 6	Buf	L	S	1	57	57.0	57	0
Oct 13	@ Den	L	p	1	8	8.0	8	0
Oct 20	LAC	W	S	3	64	21.3	35	0
Oct 27	TB	W	S	6	78	13.0	26	1
Nov 3	@ Car	L	S	3	18	6.0	7	0
Nov 10	KC	W	S	4	30	7.5	9	0
Nov 24	Jax	W	S	0	0	-	0	0
Dec 1	@ Ind	W	S	2	0	0.0	2	0
Dec 8	@ Oak	W	S	3	29	9.7	17t	1
Dec 15	Hou	L	S	5	60	12.0	23	0
Dec 22	NO	L	p	3	63	21.0	41t	1
Dec 29	@ Hou	W	S	0	0	-	0	0
<b>Totals</b>		<b>9-7</b>	<b>16/14</b>	<b>35</b>	<b>439</b>	<b>12.5</b>	<b>57</b>	<b>3</b>
<b>Playoffs</b>								
Jan 4	@ NE	W	S	1	9	9.0	9	0
Jan 11	@ Bal	W	S	2	12	6.0	12t	1
Jan 19	@ KC	L	S	3	38	12.7	22	0
<b>Totals</b>		<b>2-1</b>	<b>3/3</b>	<b>6</b>	<b>59</b>	<b>9.8</b>	<b>22</b>	<b>1</b>

2020 Tennessee Titans				RECEIVING				
Date	Opp.	W/L	P/S	No	Yds	Avg	Lg	TD
Sept 14	@ Den	W	S	4	36	9.0	22	1
Sept 20	Jax	W	S	4	84	21.0	63	2
Sept 27	@ Min	W	S	5	61	12.2	21	0
Oct 13	Buf	W	S	5	40	8.0	14	2
Oct 18	Hou	W	S	1	13	13.0	13	0
Oct 25	Pit	L	S	1	9	9.0	9	0
Nov 1	@ Cin	L	S	2	29	14.5	19	0
Nov 8	Chi	W	S	2	32	16.0	30	1
Nov 12	Ind	L	S	2	14	7.0	8	0
Nov 22	@ Bal	W	S	4	20	5.0	8	1
Nov 29	@ Ind	W	p	0	0	-	0	0
Dec 6	Cle	L	IA					
Dec 13	@ Jax	W	S	2	20	10.0	11	0
Dec 20	Det	W	S	5	52	10.4	19	0
Dec 27	@ GB	L	S	3	30	10.0	12t	1
Jan 3	@ Hou	W	S	1	8	8.0	8	0
<b>Totals</b>		<b>11-5</b>	<b>15/14</b>	<b>41</b>	<b>448</b>	<b>10.9</b>	<b>63</b>	<b>8</b>
<b>Playoffs</b>								
Jan 10	Bal	L	S	2	9	4.5	5	0
<b>Totals</b>		<b>0-1</b>	<b>1/1</b>	<b>2</b>	<b>9</b>	<b>4.5</b>	<b>5</b>	<b>0</b>

## JONNU SMITH'S NFL STATISTICS

### REGULAR SEASON

Year	Team	REGULAR SEASON		RECEIVING					RUSHING				
		GP	GS	No	Yds	Avg	Lg	TD	Att	Yds	Avg	Lg	TD
2017	Tennessee	16	13	18	157	8.7	32t	2	0	0	-	0	0
2018	Tennessee	13	12	20	258	12.9	61t	3	0	0	-	0	0
2019	Tennessee	16	14	35	439	12.5	57	3	4	78	19.5	57	0
2020	Tennessee	15	14	41	448	10.9	63	8	2	4	2.0	3	1
<b>NFL Totals</b>		<b>60</b>	<b>53</b>	<b>114</b>	<b>1,302</b>	<b>11.4</b>	<b>63</b>	<b>16</b>	<b>6</b>	<b>82</b>	<b>13.7</b>	<b>57</b>	<b>1</b>

### PLAYOFFS

Year	Team	PLAYOFFS		RECEIVING					RUSHING				
		GP	GS	No	Yds	Avg	Lg	TD	Att	Yds	Avg	Lg	TD
2017	Tennessee	2	1	3	19	6.3	10	0	0	0	-	0	0
2019	Tennessee	3	3	6	59	9.8	22	1	0	0	-	0	0
2020	Tennessee	1	1	2	9	4.5	5	0	0	0	-	0	0
<b>NFL Totals</b>		<b>6</b>	<b>5</b>	<b>11</b>	<b>87</b>	<b>7.9</b>	<b>22</b>	<b>1</b>	<b>0</b>	<b>0</b>	<b>-</b>	<b>0</b>	<b>0</b>

#### Single-Game Highs

Receptions - 6 (Twice, last vs. Tampa Bay 10/27/19)  
 Receiving Yards - **84 vs. Jacksonville (9/20/20)**  
 Long Reception - **63 vs. Jacksonville (9/20/20)**  
 Receiving Touchdowns - **2 (Twice, last vs. Buffalo 10/13/20)**  
 Rushes - **1 (Six times, last at Jacksonville 12/13/20)**  
 Rushing Yards - 57 vs. Houston (12/15/19)  
 Long Rush - 57 vs. Houston (12/15/19)  
 Rushing Touchdowns - **1 vs. Indianapolis (11/12/20)**

#### Playoff Single-Game Highs

Receptions - 3 at Kansas City (1/19/20)  
 Receiving Yards - 38 at Kansas City (1/19/20)  
 Long Reception - 22 at Kansas City (1/19/20)  
 Touchdowns - 1 at Baltimore (1/11/20)

#### Additional Career Statistics

Misc. Tackles - 1 (2017), 1 (2018), 4 (2019), **1 (2020)**  
 Kickoff Returns - 1 for 16 yards (2019)



# 23 TYE SMITH

CORNERBACK • 6'0" • 195 LBS • COLLEGE: TOWSON

ACQUIRED: FREE AGENT - 2017 • NFL EXPERIENCE (NFL/TITANS): 5/4

HOMETOWN: RALEIGH, N.C.

GAMES PLAYED/GAMES STARTED: 40/7 (PLAYOFFS: 6/2)



**PRO:** The Titans added free agent cornerback Tye Smith to the roster during the 2017 offseason to provide competition and flexibility in the secondary. The 6-foot, 195-pounder made the Titans' roster out of training camp in 2017 and set then career-highs with 11 tackles, an interception and eight special teams tackles. He spent the entire 2018 campaign on injured reserve, but bounced back to make a career-best 24 tackles in 2019. Smith entered the league as the Seattle Seahawks fifth-round pick (170th overall) in the 2015 NFL Draft. He spent the 2016 season on the Seahawks and Washington practice squads.

### CAREER HIGHLIGHTS:

- In 2019, Smith saw action in nine games and collected a career-best 24 tackles. He produced some big plays during the season, including a 63-yard touchdown return of a blocked field goal at Indianapolis and a forced fumble that was returned 47 yards by Jayon Brown at Oakland.
- In 2017, Smith played in a career-high 15 games in his first season with the Titans and posted 11 tackles, an interception and eight special teams stops.

### TITANS TIDBITS:

- In the spring of 2018, Smith hosted his first "Simple Greatness" youth football clinic at St. Augustine University in his hometown of Raleigh, N.C. Smith says Simple Greatness to him means, "It can't be measured. It means heart, dedication. It's all the intangibles that we as a society overlook because we look so much at things we can measure." Fellow NFL players Todd Gurley II, Jamison Crowder and Keith Marshall were special guest coaches.
- Smith enjoys volunteering his free time in the community and he helped raise money for Habitat for Humanity in 2018 with a bowling event and kids field day activity in his hometown of Raleigh, N.C.
- In May 2019, Smith held the second annual Simple Greatness Football Camp, hosting 300 kids for the free camp in Raleigh.
- He has his own website, [www.simplegns.com](http://www.simplegns.com).

### CAREER TRANSACTIONS:

- The Raleigh, N.C. native was selected by the Seattle Seahawks in the fifth round (170th overall) of the 2015 NFL Draft.
- Waived by the Seahawks on Sept. 3, 2016.
- Signed by the Seahawks to the team's practice squad on Sept. 8, 2016.
- Waived by the Seahawks on Sept. 20, 2016.
- Signed by Washington to the team's practice squad on Sept. 27, 2016.
- Signed by the Titans as a free agent on Jan. 1, 2017.
- Re-signed by the Titans as a free agent on March 17, 2019.
- Waived by the Titans on Nov. 2, 2019 and re-signed by the Titans on Nov. 5, 2019.
- Re-signed by the Titans as a free agent on April 21, 2019.
- Released by the Titans on Sept. 5, 2020 and signed to the team's practice squad a day later.
- Signed by the Titans to their active roster from the practice squad on Sept. 14, 2020.

### SEASON RECAPS:

**2020 (12/3, 1/0 - Tennessee):** Played in 12 games with three starts at cornerback and registered 14 tackles, including a stop for loss, a pass defended and a special teams stop. Was inactive for one contest. Placed on injured reserve on Nov. 7 and missed three games. Activated from injured reserve designated to return on Nov. 28. Saw action as a reserve

in the postseason contest. Tied for the team lead in special teams tackles once in 2020 (vs. CLE).

- At Denver (9/14), played as a reserve on special teams.
- Against Jacksonville (9/20), saw action as a reserve at cornerback and posted two tackles.
- At Minnesota (9/27), played as a reserve at cornerback and on special teams.
- Against Buffalo (10/13), saw significant action as a reserve at cornerback and tallied two tackles.
- Against Houston (10/18), played as a reserve on special teams and saw limited snaps at cornerback where he recorded a tackle.
- Against Pittsburgh (10/25), started at cornerback and registered four tackles.
- At Cincinnati (11/1), was inactive.
- At Indianapolis (11/29), played as a reserve on special teams.
- Against Cleveland (12/6), tied for the team lead with a special teams stop on coverage units.
- At Jacksonville (12/13), started at cornerback and notched three tackles, including a stop for loss and a pass defended. Shot into the backfield and stonewalled James Robinson for a four-yard loss on a rush off left end early in the first quarter. Broke up a pass intended for Collin Johnson in the first stanza.
- Against Detroit (12/20), started at cornerback and produced two tackles.
- At Green Bay (12/27), played as a reserve on special teams.
- At Houston (1/3), saw action as a reserve on special teams in the Titans' division-clinching victory.
- Against Baltimore (1/10), played as a reserve on special teams.

**2019 (9/3, 3/0 - Tennessee):** Played in nine games with three starts at cornerback and collected 24 tackles, two forced fumbles, four special teams stops and touchdown return on a blocked field goal. Was inactive for six games and spent one week off the roster. Appeared in all three postseason contests and recorded two special teams tackles. Led the team in special teams tackles three times in 2019 (at DEN, vs. LAC, at KC).

- At Denver (10/13), led the team with two special teams tackles on coverage units.
- At Indianapolis (12/1), saw action as a reserve at cornerback and posted eight tackles, a forced fumble and a blocked field goal returned for a touchdown. Scooped up Dane Cruikshank's blocked field goal of Adam Vinatieri's 46-yard attempt and raced 63 yards for a touchdown to give the Titans a 24-17 lead late in the fourth quarter. Clinched the victory by forcing a Ross Travis fumble that was recovered by Kamalei Correa at the Titans' eight-yard line late in the fourth quarter.
- At Oakland (12/8), started at cornerback and amassed eight tackles and a forced fumble. Forced a Darren Waller fumble along the sideline that was scooped up by Jayon Brown and returned 47 yards for a touchdown early in the fourth quarter.
- Against Houston (12/15), started at cornerback and totaled four tackles.
- At Houston (12/29), started at cornerback and recorded four tackles.
- At Kansas City (1/19), tied for the team lead with two special teams tackles on coverage units.

**2018 (0/0 - Tennessee):** Placed on injured reserve on July 31 after suffering an injury during training camp.

**2017 (15/1, 2/2 - Tennessee):** Played in 15 games with one start at cornerback and set career-highs with 11 tackles, an interception and eight special teams tackles. Was inactive for one contest. Started his first two career postseason games and tallied eight tackles and two special teams

stops. Collected his first career NFL interception at Miami (10/8/17). Made his first career NFL start at cornerback against the Los Angeles Rams (12/24/17). Led or tied for the team lead in special teams tackles twice in 2017 (vs. HOU, at SF).

- Against Oakland (9/10), saw action as a reserve on special teams and limited snaps as an extra cornerback. Posted his first career tackle on defense.

- At Miami (10/8), played as a reserve at cornerback and notched his first career interception. Notched two special teams tackles on coverage units. Registered his first career interception when he picked off a Jay Cutler pass that was deflected by Wesley Woodyard in the second quarter.

- Against Houston (12/3), tied for the team lead with two special teams tackles on coverage units.

- At San Francisco (12/17), led the team with two special teams tackles on coverage units.

- Against Los Angeles Rams (12/24), made his first career NFL start at cornerback and notched six tackles. Registered a special teams tackle on coverage units.

- Against Jacksonville (12/31), saw significant action as a reserve at cornerback and tallied four tackles.

- At Kansas City (1/6), started at cornerback and recorded five tackles in his first career postseason game. Posted a special teams tackle.

- At New England (1/13), started at cornerback and registered three tackles. Notched a special teams tackle on coverage units. Stopped James White for no gain on a rush off left tackle in the final stanza.

**2016 (0/0 - Seattle, Washington):** Spent time on the Seahawks and Washington practice squads.

**2015 (4/0 - Seattle):** Was inactive for most of the season but appeared in four games on special teams and recorded one special teams tackle.

- Against Chicago (9/27), made his NFL debut and posted one special teams tackle.

#### **COLLEGE:**

- Appeared in 50 games with 42 starts over his four-year career at Towson. Recorded the fifth-most tackles in program history with 312, five interceptions with one returned for a touchdown, 28 passes defended, four sacks, five forced fumbles and two fumble recoveries.

- As a senior (2014), started all 12 games at cornerback. Posted 84 tackles, 2.5 tackles for loss, one interception, six passes defended, forced one fumble and recovered one fumble. Was first team All-CAA selection and AP FCS All-American as a senior.

- As a junior (2013), appeared in all 16 games and started 15. Recorded 103 tackles, 4.5 for loss, one sack, two interceptions, ranked eighth in the league in passes defended with 14, forced two fumbles and recovered one fumble. Named second team All-CAA and was a member of the preseason All-CAA team.

- As a sophomore (2012), started all 11 games for the Tigers. Had a team-leading 75 tackles, one interception, forced two fumbles and recovered one fumble. Earned third team All-CAA honors.

- As a freshman (2011), appeared in 11 games and made four starts as a true freshman. Posted 49 tackles, two interceptions for 45 yards, forced one

fumble and recovered one fumble.

- Majored in sports management and minored in business at Towson.

#### **PERSONAL:**

- Attended Wakefield (N.C.) High School where he played cornerback, wide receiver and returned kicks. Posted 88 tackles, four interceptions, eight pass breakups and three tackles for loss as a senior. Also caught 16 passes for 307 yards and three touchdowns on offense and tallied 515 yards as a return specialist in 2010.

- Son of Willie and Keyya Frederick.

- Has eight siblings.

- List of favorites: (movie) the "Bourne Series"; (musician or band) Lil Wayne; (athlete) LeBron James; (book) "A New Earth: Awakening Your Life's Purpose" by Eckhart Tolle; (hobbies) bowling, fishing and playing Xbox.

- Follow Smith on Instagram at @TyeSmith.

- Follow Smith on Twitter at @TyeSmithCB.

- Born Tye Smith on May 3, 1993 in Raleigh, N.C.



## TYE SMITH'S NFL STATISTICS

REGULAR SEASON				TACKLES								INTERCEPTIONS					FUMBLES			
Year	Team	GP	GS	Tot	Solo	Asst	Sk	Yds	QBP	TFL	No	Yds	Lg	TD	PD	FF	FR	Yds	SpT	
2015	Seattle	4	0	0	0	0	0.0	0.0	0	0	0	0	0	0	0	0	0	0	0	1
2016	Seattle/Wash	0	0	Practice Squad																
2017	Tennessee	15	1	11	10	1	0.0	0.0	0	0	1	14	14	0	1	0	0	0	0	8
2018	Tennessee	0	0	Injured Reserve																
2019	Tennessee	9	3	24	19	5	0.0	0.0	0	0	0	0	0	0	0	2	0	0	0	4
2020	Tennessee	12	3	14	10	4	0.0	0.0	0	1	0	5	5	0	1	0	0	0	0	1
<b>NFL Totals</b>		<b>40</b>	<b>7</b>	<b>49</b>	<b>39</b>	<b>10</b>	<b>0.0</b>	<b>0.0</b>	<b>0</b>	<b>1</b>	<b>1</b>	<b>19</b>	<b>14</b>	<b>0</b>	<b>2</b>	<b>2</b>	<b>0</b>	<b>0</b>	<b>0</b>	<b>14</b>

PLAYOFFS				TACKLES								INTERCEPTIONS					FUMBLES			
Year	Team	GP	GS	Tot	Solo	Asst	Sk	Yds	QBP	TFL	No	Yds	Lg	TD	PD	FF	FR	Yds	SpT	
2017	Tennessee	2	2	8	6	2	0.0	0.0	0	0	0	0	0	0	0	0	0	0	0	2
2019	Tennessee	3	0	0	0	0	0.0	0.0	0	0	0	0	0	0	0	0	0	0	0	2
2020	Tennessee	1	0	0	0	0	0.0	0.0	0	0	0	0	0	0	0	0	0	0	0	0
<b>NFL Totals</b>		<b>6</b>	<b>2</b>	<b>8</b>	<b>6</b>	<b>2</b>	<b>0.0</b>	<b>0.0</b>	<b>0</b>	<b>0</b>	<b>0</b>	<b>0</b>	<b>0</b>	<b>0</b>	<b>0</b>	<b>0</b>	<b>0</b>	<b>0</b>	<b>0</b>	<b>4</b>

### Single-Game Highs

Tackles - 8 (Twice, last at Oakland 12/8/19)  
 Interceptions - 1 at Miami (10/8/17)  
 Forced Fumbles - 2 (Twice, last at Oakland 12/8/19)  
 Special Teams Tackles - 2 (Four times, last at Denver 10/13/19)

### Playoff Single-Game Highs

Tackles - 5 at Kansas City (1/6/18)  
 Special Teams Tackles - 2 at Kansas City (1/19/20)

### Additional Statistics

Touchdowns - 1, 63-yard field goal block return at Indianapolis (12/1/19)





# 87 GEOFF SWAIM

TIGHT END • 6'4" • 260 LBS • COLLEGE: TEXAS

ACQUIRED: FREE AGENT - 2020 • NFL EXPERIENCE (NFL/TITANS): 6/1

HOMETOWN: CHICO, CALIF.

GAMES PLAYED/GAMES STARTED: 53/28 (PLAYOFFS: 1/1)

**PRO:** The Titans signed Geoff Swaim as a free agent during the 2020 training camp to add competition and experience to the tight end room. The 6-foot-4-inch, 260-pounder was originally drafted by the Dallas Cowboys in the seventh round (246th overall) of the 2015 NFL Draft. Swaim appeared in 37 games with 18 starts and caught 35 passes for 336 yards and one touchdown in his four seasons with the Cowboys. The Chico, Calif. native spent the 2019 season with the Jacksonville Jaguars and totaled 13 catches for 65 yards before being placed on injured reserve.

#### CAREER HIGHLIGHTS:

- In 2018, Swaim set career marks in receptions (26), receiving yards (242) and receiving touchdowns (1).

#### TITANS TIDBITS:

- Swaim's brother, Mycal, played safety at Eastern Michigan. Mycal signed as a rookie free agent with the Tampa Bay Buccaneers following the 2014 NFL Draft.

#### CAREER TRANSACTIONS:

- The Chico, Calif., native was selected by the Dallas Cowboys in the seventh round (246th overall) of the 2015 NFL Draft.
- Signed by the Jacksonville Jaguars as a free agent on May 15, 2019.
- Released by the Jaguars on March 17, 2020.
- Signed by the Titans as a free agent on Aug. 19, 2020.

#### SEASON RECAPS:

**2020 (10/8, 1/1 - Tennessee):** Played in 10 games with eight starts at tight end in his first season with the Titans and caught nine passes for 83 yards with a touchdown. Was inactive for six games. Started the postseason contest at tight end and snared one reception for five yards. Tied the team lead in special teams tackles once in 2020 (vs. HOU).

- At Denver (9/14), was inactive.
- Against Jacksonville (9/20), was inactive.
- At Minnesota (9/27), was inactive.
- Against Buffalo (10/13), started at tight end in his Titans debut and helped open holes for Titans' rushers to gain 139 yards on the ground.
- Against Houston (10/18), saw significant action as a reserve at tight end and caught two passes for 10 yards. Posted a special teams tackle on coverage units.
- Against Pittsburgh (10/25), saw action as a reserve on special teams.
- At Cincinnati (11/1), was inactive.
- Against Chicago (11/8), was inactive.
- Against Indianapolis (11/12), started at tight end.
- At Baltimore (11/22), started at tight end and hauled in one reception for nine yards.
- At Indianapolis (11/29), started at tight end and caught three passes for 30 yards. Helped block for Titans' rushers to gain 229 yards on 45 carries. Extended the Titans' opening touchdown drive with an eight-yard catch to the Colts' 12-yard line on third-and-one in the first quarter.
- Against Cleveland (12/6), started at tight end.
- At Jacksonville (12/13), started at tight end and caught three passes for 34 yards with a touchdown. Helped open holes for Titans' rushers to gain 249 yards on the ground, including a 215-yard performance by Derrick Henry. Got open in the end zone for a five-yard touchdown catch and a 24-3 advantage early in the third quarter. Set up the Titans final touchdown with a 16-yard catch down to the Jaguars' one-yard line in the third stanza.
- Against Detroit (12/20), was inactive.
- At Green Bay (12/27), started at tight end.
- At Houston (1/3), started at tight end and blocked for Derrick Henry to gain

a franchise-record 250 rushing yards in the Titans' division-clinching victory and in the process become the eighth player in NFL history to eclipse 2,000 rushing yards in a season.

- Against Baltimore (1/10), started at tight end and caught one pass for five yards in his postseason debut.

**2019 (6/2 - Jacksonville):** Saw action in six games with two starts and caught 13 passes for 65 yards before being placed on injured reserve on Oct. 22, 2019.

- Against Kansas City (9/8), made four receptions for 17 yards.

**2018 (9/9 - Dallas):** Started nine games and tallied career-highs with 26 catches for 242 yards and one touchdown. Placed on injured reserve on Dec. 22, 2018.

- At Seattle (9/23), made a career-high five receptions for 47 yards.
- Against Detroit (9/30), caught three passes for 39 yards and his first career touchdown.
- At Houston (10/7), totaled a career-high 55 receiving yards on three catches, including a career-long 43-yard reception.

**2017 (15/2 - Dallas):** Played in 15 games and made two starts. Caught two passes for 25 yards.

**2016 (9/6 - Dallas):** Saw action in nine games with six starts and made six catches for 69 yards. Placed on injured reserve on Nov. 16, 2016.

- Against N.Y. Giants (9/11), caught one pass for 21 yards.
- At Washington (9/18), made two catches for 29 yards.

**2015 (4/0 - Dallas):** Appeared in four games and totaled one reception for no gain.

#### COLLEGE:

- In two seasons at Texas (2013-14), Swaim played in 26 games with 22 starts and totaled 13 catches for 84 yards and one touchdown. Transferred to Texas from Butte College (Calif.) where he played two seasons.
- As a senior (2014), started all 13 games for the Longhorns and totaled 10 receptions for 60 yards and one touchdown.
- As a junior (2013), played in all 13 games with nine starts at Texas and posted three catches for 14 yards. Earned honorable mention All-Big 12 recognition by the league's coaches.
- Transferred to Texas from Butte College (Calif.) where he helped Butte to back-to-back bowl wins and the 2012 Nor Cal Conference Championship.
- Majored in corporate communications at Texas.

#### PERSONAL:

- Attended Pleasant Valley (Calif.) High School where he earned an all-city selection and all-league honors at linebacker after totaling 124 tackles, six sacks and one interception as a senior.
- Also played basketball.
- Son of Casey and Kathy Swaim.
- Has three siblings.
- Born Geoff Swaim on Sept. 16, 1993 in Chico, Calif.

# GEOFF SWAIM'S GAME-BY-GAME

2015 Dallas Cowboys				RECEIVING				
Date	Opp.	W/L	P/S	No	Yds	Avg	Lg	TD
Sept 13	NYG	W	IA					
Sept 20	@ Phi	W	p	1	0	0.0	0	0
Sept 27	Atl	L	IA					
Oct 4	@ NO	L	IA					
Oct 11	NE	L	S	0	0	-	0	0
Oct 25	@ NYG	L	IA					
Nov 1	Sea	L	IA					
Nov 8	Phi	L	IA					
Nov 15	@ TB	L	IA					
Nov 22	@ Mia	W	IA					
Nov 26	Car	L	IA					
Dec 7	@ Was	W	IA					
Dec 13	@ GB	L	IA					
Dec 19	NYJ	L	IA					
Dec 27	@ Buf	L	p	0	0	-	0	0
Jan 1	Was	L	p	0	0	-	0	0
<b>Totals</b>		<b>4-12</b>	<b>4/1</b>	<b>1</b>	<b>0</b>	<b>-</b>	<b>0</b>	<b>0</b>

2016 Dallas Cowboys				RECEIVING				
Date	Opp.	W/L	P/S	No	Yds	Avg	Lg	TD
Sept 11	NYG	L	S	1	21	21.0	21	0
Sept 18	@ Was	W	p	2	29	14.5	28	0
Sept 25	Chi	W	S	0	0	-	0	0
Oct 2	@ SF	W	p	0	0	-	0	0
Oct 9	Cin	W	S	0	0	-	0	0
Oct 16	@ GB	W	S	0	0	-	0	0
Oct 30	Phi	W	p	1	8	8.0	8	0
Nov 6	@ Cle	W	S	2	11	5.5	8	0
Nov 13	@ Pit	W	S	0	0	-	0	0
<b>Totals</b>		<b>8-1</b>	<b>9/6</b>	<b>6</b>	<b>69</b>	<b>11.5</b>	<b>28</b>	<b>0</b>

2017 Dallas Cowboys				RECEIVING				
Date	Opp.	W/L	P/S	No	Yds	Avg	Lg	TD
Sept 10	NYG	W	p	0	0	-	0	0
Sept 17	@ Den	L	p	0	0	-	0	0
Sept 25	@ Ari	W	p	0	0	-	0	0
Oct 1	LAR	L	p	0	0	-	0	0
Oct 8	GB	L	p	0	0	-	0	0
Oct 22	@ SF	W	p	1	7	7.0	7	0
Oct 29	@ Was	W	p	1	18	18.0	18	0
Nov 5	KC	W	p	0	0	-	0	0
Nov 12	@ Atl	L	IA					
Nov 19	Phi	L	p	0	0	-	0	0
Nov 23	LAC	L	p	0	0	-	0	0
Nov 30	Was	W	p	0	0	-	0	0
Dec 10	@ NYG	W	p	0	0	-	0	0
Dec 17	@ Oak	W	S	0	0	-	0	0
Dec 24	Sea	L	p	0	0	-	0	0
Dec 31	@ Phi	W	S	0	0	-	0	0
<b>Totals</b>		<b>9-7</b>	<b>15/2</b>	<b>2</b>	<b>25</b>	<b>12.5</b>	<b>18</b>	<b>0</b>

2018 Dallas Cowboys				RECEIVING				
Date	Opp.	W/L	P/S	No	Yds	Avg	Lg	TD
Sept 9	@ Car	L		3	18	6.0	11	0
Sept 16	NYG	W		0	0	-	-	0
Sept 23	@ Sea	L		5	47	9.4	20	0
Sept 30	Det	W		3	39	13.0	31	1
Oct 7	@ Hou	L		3	55	18.3	43	0
Oct 14	Jax	W		2	21	10.5	1	0
Oct 21	@ Was	L		3	25	8.3	17	0
Nov 5	Ten	L	IA					
Nov 11	@ Phi	W		3	13	4.3	7	0
Nov 18	@ Atl	W		4	24	6.0	12	0
Placed on injured reserve on Dec. 22, 2016.								
<b>Totals</b>		<b>5-5</b>	<b>15/2</b>	<b>26</b>	<b>242</b>	<b>9.3</b>	<b>43</b>	<b>1</b>

2019 Jacksonville Jaguars				RECEIVING				
Date	Opp.	W/L	P/S	No	Yds	Avg	Lg	TD
Sept 8	KC	L	p	4	17	4.3	5	0
Sept 15	@ Hou	L	p	3	14	4.7	9	0
Sept 19	Ten	W	p	1	8	8.0	8	0
Sept 29	@ Den	W	S	3	17	5.7	9	0
Oct 6	@ Car	L	p	1	4	4.0	4	0
Oct 13	NO	L	S	1	5	5.0	5	0
Oct 20	@ Cin	W	IA					
Placed on injured reserve on Oct. 22, 2019.								
<b>Totals</b>		<b>3-4</b>	<b>6/2</b>	<b>13</b>	<b>65</b>	<b>5.0</b>	<b>9</b>	<b>0</b>

2020 Tennessee Titans				RECEIVING				
Date	Opp.	W/L	P/S	No	Yds	Avg	Lg	TD
Sept 14	@ Den	W	IA					
Sept 20	Jax	W	IA					
Sept 27	@ Min	W	IA					
Oct 13	Buf	W	S	0	0	-	0	0
Oct 18	Hou	W	p	2	10	5.0	8	0
Oct 25	Pit	L	p	0	0	-	0	0
Nov 1	@ Cin	L	IA					
Nov 8	Chi	W	IA					
Nov 12	Ind	L	S	0	0	-	0	0
Nov 22	@ Bal	W	S	1	9	9.0	9	0
Nov 29	@ Ind	W	S	3	30	10.0	12	0
Dec 6	Cle	L	S	0	0	-	0	0
Dec 13	@ Jax	W	S	3	34	11.3	16	1
Dec 20	Det	W	IA					
Dec 27	@ GB	L	S	0	0	-	0	0
Jan 3	@ Hou	W	S	0	0	-	0	0
<b>Totals</b>		<b>11-5</b>	<b>10/8</b>	<b>9</b>	<b>83</b>	<b>9.2</b>	<b>16</b>	<b>1</b>
<b>Playoffs</b>								
Jan 10	Bal	L	S	1	5	5.0	5	0
<b>Totals</b>		<b>0-1</b>	<b>1/1</b>	<b>1</b>	<b>5</b>	<b>5.0</b>	<b>5</b>	<b>0</b>

## GEOFF SWAIM'S NFL STATISTICS

### REGULAR SEASON

Year	Team	REGULAR SEASON		RECEIVING					RUSHING				
		GP	GS	No	Yds	Avg	Lg	TD	Att	Yds	Avg	Lg	TD
2015	Dallas	4	1	1	0	0.0	0	0	0	0	-	0	0
2016	Dallas	9	6	6	69	11.5	28	0	0	0	-	0	0
2017	Dallas	15	2	2	25	12.5	18	0	0	0	-	0	0
2018	Dallas	9	9	26	242	9.3	43	1	0	0	-	0	0
2019	Jacksonville	6	2	13	65	5.0	9	0	0	0	-	0	0
2020	Tennessee	10	8	9	83	9.2	16	1	0	0	-	0	0
<b>NFL Totals</b>		<b>53</b>	<b>28</b>	<b>57</b>	<b>484</b>	<b>8.5</b>	<b>43</b>	<b>2</b>	<b>0</b>	<b>0</b>	<b>-</b>	<b>0</b>	<b>0</b>

### PLAYOFFS

Year	Team	PLAYOFFS		RECEIVING					RUSHING				
		GP	GS	No	Yds	Avg	Lg	TD	Att	Yds	Avg	Lg	TD
2020	Tennessee	1	1	1	5	5.0	5	0	0	0	-	0	0
<b>NFL Totals</b>		<b>1</b>	<b>1</b>	<b>1</b>	<b>5</b>	<b>5.0</b>	<b>5</b>	<b>0</b>	<b>0</b>	<b>0</b>	<b>-</b>	<b>0</b>	<b>0</b>

#### Single-Game Highs

Receptions - 5 at Seattle (9/23/18)  
 Receiving Yards - 55 at Houston (10/7/18)  
 Long Reception - 43 at Houston (10/7/18)  
 Touchdowns - **1 (Twice, last at Jacksonville 12/13/20)**

#### Playoff Single-Game Highs

Receptions - **1 vs. Baltimore (1/10/21)**  
 Receiving Yards - **5 vs. Baltimore (1/10/21)**  
 Long Reception - **5 vs. Baltimore (1/10/21)**

#### Additional Statistics

Special Teams Tackles - **1 (2020)**



# 17 RYAN TANNEHILL

QUARTERBACK • 6'4" • 217 LBS • COLLEGE: TEXAS A&M  
ACQUIRED: TRADE (MIA) - 2019  
NFL EXPERIENCE (NFL/TITANS): 9/2 • HOMETOWN: BIG SPRING, TEXAS  
GAMES PLAYED/GAMES STARTED: 116/114 (PLAYOFFS: 4/4)



Pro Bowl: 2019



Captain: 2020

**PRO:** The Titans traded for Ryan Tannehill in the 2019 offseason, bringing an experienced, veteran leader to the team. He took control as the team's starting quarterback by midseason and subsequently led the Titans to the playoffs and an AFC championship game appearance. In the process, he set single-season franchise records and led the NFL with a 117.5 passer rating and a passing average of 9.6 yards per attempt. His play led to his first career Pro Bowl appearance. He was rewarded with a multi-year contract extension in March 2020. Tannehill spent his first seven seasons as a member of the Miami Dolphins after being selected in the first round of the 2012 NFL Draft. He started 88 games over six seasons in South Florida and accumulated 20,434 passing yards and 123 touchdown passes. The Texas A&M product has also shown mobility as a signal caller, having rushed for 1,395 career yards and 10 touchdowns through 2019.

### CAREER HIGHLIGHTS:

- In his first season in Tennessee, Tannehill led the Titans to a 9-4 combined record as a starter in the regular season and playoffs and won the NFL Comeback Player of the Year Award. He earned his first Pro Bowl invitation after leading the NFL in passer rating (117.5) and passing average (9.6 yards per attempt) and ranking third in completion percentage (70.3). He set club records in all three categories.
- He was named AFC Offensive Player of the Month for December 2019 after completing 90 of 132 passes for 1,322 yards with 12 touchdowns and two interceptions. His passer rating for the calendar month was 124.6, which led the AFC.
- Tannehill made his first career playoff appearance at the conclusion of the 2019 campaign and helped lead the Titans to a wild card win at New England and a divisional round victory at Baltimore.
- During his seven seasons (2012-18) in Miami, Tannehill passed for at least 3,000 yards four times and more than 4,000 yards twice. He totaled 16 career 300-yard passing games, which is the second-most in Dolphins history.
- Tannehill engineered 17 career fourth-quarter comebacks during the first eight seasons of his career.
- In 2015, Tannehill posted 4,208 passing yards with 24 touchdowns and set a then-NFL record with 25 consecutive completions. His 4,208 passing yards was the fifth-highest single-season total in Dolphins history and most by a Dolphins quarterback other than Dan Marino.
- In 2014, Tannehill passed for 4,045 yards with 27 touchdowns for a 92.8 passer rating. He registered a career-best 311 rushing yards with a touchdown. His 392 completions were the most in Dolphins history.

### TITANS TIDBITS:

- Ryan founded the Tannehill's A.C.E.S. (Achieving Community Educations Success) program with wife, Lauren, which consisted of 17 sophomores from American Senior High School and is focused on awarding scholarships to the participating students who strive for good grades and took on an active role in their community by hosting monthly events to reward the students and help them give back to the community.
- Ryan's father, Tim, played wide receiver at Texas Tech from 1985-87.

### CAREER TRANSACTIONS:

- The Big Spring, Texas, native was originally selected by the Miami Dolphins in the first round (eighth overall) of the 2012 NFL Draft.
- Traded by the Dolphins to the Titans along with a 2019 sixth-round pick for a 2019 seventh-round draft pick and a 2020 fourth-round draft choice on March 15, 2019.

### SEASON RECAPS:

**2020 (16/16, 1/1 - Tennessee):** Started all 16 games at quarterback and finished fifth in the NFL with a 106.5 passer rating and tied for seventh in the NFL with a career-high 33 touchdown passes. Completed 315 of 481 passes for 3,819 yards. Rushed 43 times for 266 yards and set a career-high with seven rushing touchdowns. Set a franchise record with 40 combined passing touchdowns (33) and rushing touchdowns (seven) in a season. With 3,819 passing yards in 2020, he moved into third place on the franchise single-season passing list. Started the postseason contest and completed 18 of 26 passes for 165 yards with a touchdown. Has engineered 22 career game-winning drives (including the playoffs), defined as when the team trailed or was tied in the fourth quarter or overtime, including six in 2020 (at DEN, vs. JAX, at MIN, vs. HOU, at BAL, at HOU). Has posted 40 career games with a 100.0 or better passer rating, including 10 in 2020 (vs. JAX, vs. HOU, vs. PIT, vs. CHI, at BAL, at IND, vs. CLE, at JAX, vs. DET, at HOU). Has registered 22 career games with at least 300 passing yards, including three in 2020 (at MIN, vs. HOU, vs. CLE). Has registered 22 career games with three or more touchdown passes, including five in 2020 (vs. JAX, vs. BUF, vs. HOU, vs. CLE, vs. DET). Became the third player in franchise history to pass for 30 touchdowns in a season. Set a franchise record with his fifth consecutive game with a passer rating of at least 100.0 (11/22-12/20), breaking the record he established in 2019.

- At Denver (9/14), started at quarterback and completed 29 of 43 passes for 249 yards with two touchdowns for a 97.9 passer rating. Rushed three times for 14 yards. Evened the score at 7-7 with a one-yard touchdown strike to MyCole Pruitt in the second quarter. Extended the Titans' second touchdown drive by a pair of third-down conversions in the third quarter: a seven-yard toss to Corey Davis on third-and-two and a seven-yard pass to Adam Humphries on third-and-five. Gave the Titans a 13-7 lead with a one-yard touchdown pass to Jonnu Smith on fourth-and-goal early in the fourth quarter. Connected on five of seven passes for 40 yards during the Titans' game-winning scoring drive late in the fourth quarter.
- Against Jacksonville (9/20), made his 100th career regular season start at quarterback and completed 18 of 24 passes for 239 yards with a career-high tying four touchdown passes for a 145.7 passer rating. Marked his second-highest career passer rating in a game with a minimum of 20 attempts. Rushed four times for 12 yards. Opened the game with a 63-yard play-action toss to Jonnu Smith down the left sideline on the first play from scrimmage. Gave the Titans an early 7-0 lead with a 13-yard touchdown pass to Smith early in the first stanza. Extended the Titans' second touchdown drive with a 14-yard strike to Anthony Firkser on third-and-six in the first quarter. Increased the lead to 14-0 with a nine-yard touchdown pass to Corey Davis in the first stanza. Kept the Titans' third touchdown drive alive with a five-yard toss to Adam Humphries on third-and-three. Found Smith for a four-yard touchdown connection on third-and-four late in the second quarter. Reached 150 career touchdown passes on his third touchdown pass of the day. Stood in the pocket and took a hit to deliver an 18-yard touchdown pass to Humphries on third-and-nine late in the third quarter.
- At Minnesota (9/27), started at quarterback and completed 23 of 37 passes for 321 yards with an interception. Rushed four times for nine yards. Set up the Titans' opening field goal with a 44-yard connection to Kalif Raymond down the left sideline in the first quarter. Found Corey Davis over the middle for a 38-yard gain setting up Derrick Henry's first touchdown in the third quarter. Set up Henry's second touchdown with a 61-yard bomb to Raymond down to the Vikings' four-yard line late in the third quarter. Kept a Titans' scoring drive alive with an eight-yard toss to Davis on third-and-two in the fourth quarter.

- Against Buffalo (10/13), started at quarterback and completed 21 of 28 passes for 195 yards with three touchdowns for a 129.3 passer rating. Rushed four times for 42 yards with a score on the ground. Recorded the second game of his career with at least three passing touchdowns and at least one rushing touchdown. Got the Titans on the board early in the first quarter with a 16-yard touchdown strike to A.J. Brown. Kept the Titans' third touchdown drive alive with a 12-yard strike to Anthony Firkser on third-and-four in the second quarter. Gave the Titans a 21-10 halftime lead with a 10-yard touchdown run with 16 seconds left in the second quarter. Extended the Titans' lead to 28-10 with a four-yard touchdown pass to Jonnu Smith late in the third quarter. Converted a third-and-four with a 12-yard pass to Cody Hollister during the Titans' initial fourth quarter touchdown drive. Extended the Titans' final touchdown drive with a three-yard sneak on fourth-and-one late in the fourth quarter. Capped the scoring with a seven-yard touchdown toss to Smith to make the score 42-16 late in the final quarter.
- Against Houston (10/18), started at quarterback and completed 30 of 41 passes for 366 yards with four touchdowns and one interception for a passer rating of 122.6. His yardage total was the fifth-highest number of his career and his second-highest figure in a Titans uniform. Registered his 20th career game-winning drive and his seventh in a Titans uniform. It was his fourth game-winning drive of 2020. Completed his final 10 passes of the game in the fourth quarter and overtime. Gave the Titans a 7-0 lead with a seven-yard touchdown pass to Anthony Firkser in the opening stanza. Extended the Titans' second touchdown drive with a 10-yard connection to Adam Humphries on third-and-10 late in the first quarter. Increased the Titans' lead to 14-0 with a six-yard touchdown toss to A.J. Brown late in the opening quarter. Converted a pair of third downs during the Titans' third touchdown drive: a 13-yard pass to Jonnu Smith on third-and-11 and a five-yard connection to Firkser on third-and-five in the second quarter. Found Humphries down the left sideline for a 22-yard touchdown and a 21-7 lead. Increased the Titans' lead to 29-23 with a two-point conversion pass to Nick Westbrook-Ikhine in the back of the endzone in the fourth quarter. Sent the game to overtime with a seven-yard touchdown pass to Brown with four seconds left to play in regulation. Kickstarted the Titans' game-winning drive with a 53-yard catch-and-run pass to Derrick Henry down the right sideline in overtime.
- Against Pittsburgh (10/25), started at quarterback and completed 18 of 30 passes for 220 yards with two touchdowns for a 104.9 passer rating. Rushed twice for five yards. Extended the Titans' first touchdown drive with a 19-yard completion to Adam Humphries on a deflected pass on third-and-nine in the second quarter. Got the Titans on the scoreboard with a four-yard touchdown pass to Corey Davis on third-and-goal in the second quarter. Found A.J. Brown for a 73-yard catch-and-run touchdown in the third quarter. Kept the Titans' final touchdown drive alive with a one-yard sneak on third-and-one in the fourth quarter.
- At Cincinnati (11/1), started at quarterback and connected on 18 of 30 passes for 233 yards with two touchdowns and an interception for a 92.8 passer rating. Recorded his fourth consecutive game with at least two touchdown passes and his sixth two-touchdown performance in 2020. Rushed twice for 20 yards. Cut the Bengals' lead to 24-14 with a nine-yard touchdown pass to A.J. Brown in the fourth quarter. Found Corey Davis in the end zone for a 12-yard, toe-drag touchdown in the final quarter.
- Against Chicago (11/8), started at quarterback and completed 10 of 21 passes for 158 yards with two touchdowns for a 104.9 passer rating. Rushed three times for three yards. Reached the 25,000-yard career passing mark during the first quarter. Extended the Titans' first touchdown drive with a pair of third-down conversions: a 17-yard connection to A.J. Brown on third-and-six and a nine-yard toss to Anthony Firkser on third-and-seven in the second quarter. Found Brown down the left sideline for a 40-yard touchdown strike and a 10-0 advantage in the second stanza. Extended the Titans' final touchdown drive with a 12-yard pass to Firkser on third-and-four in the final stanza. Increased the Titans' lead to 24-3 with a two-yard touchdown toss to Jonnu Smith in the fourth quarter.
- Against Indianapolis (11/12), completed 15 of 27 passes for 147 yards with a touchdown. Rushed twice for nine yards. Extended the Titans' first touchdown drive with a 20-yard connection to Corey Davis on third-and-two in the first quarter. Gave the Titans an early 7-0 lead with a five-yard touchdown toss to D'Onta Foreman in the right flat. Kept a Titans' scoring drive alive with a five-yard pass to Anthony Firkser on third-and-two early in the second quarter.
- At Baltimore (11/22), connected on 22 of 31 passes for 259 yards with two touchdowns and an interception for a 104.1 passer rating. Rushed four times for 35 yards. Kept the Titans' opening scoring drive alive with a 14-yard pass to Cameron Batson on third-and-11 in the first stanza.
- Gave the Titans an early 7-0 lead with a one-yard touchdown toss to Jonnu Smith in the first quarter. Helped set up a Titans' field goal with a 50-yard connection to Corey Davis along the right sideline in the third quarter. Found Anthony Firkser for a 12-yard completion on third-and-10 late in the third quarter to extend a Titans' scoring drive. Found A.J. Brown for a 14-yard touchdown on third-and-10 with 2:26 remaining in the fourth quarter. Made the Titans' lead 24-21 with a two-point conversion run.
- At Indianapolis (11/29), completed 13 of 22 passes for 221 yards with a touchdown for a 108.3 passer rating. Rushed twice for three yards with a rushing score. Extended the Titans' opening touchdown drive with an eight-yard pass to Geoff Swaim on third-and-one in the first quarter. Gave the Titans a 14-7 advantage by finding A.J. Brown over the middle for a 69-yard catch-and-run touchdown late in the opening stanza. Set up the Titans' fifth and final touchdown of the first half with a 37-yard strike to Corey Davis down to the Colts' one-yard line late in the second quarter. Extended the Titans' lead to 35-14 with a one-yard touchdown run on a zone read with 20 seconds remaining in the first half.
- Against Cleveland (12/6), completed 29 of 45 passes for 389 yards with three touchdowns and an interception for a 104.8 passer rating. Set up the Titans' first score with a 40-yard strike to A.J. Brown early in the second quarter. Got the Titans on the scoreboard with a 17-yard touchdown toss to Corey Davis in the second stanza. Found MyCole Pruitt for a 22-yard touchdown pass early in the third quarter. Extended a Titans' touchdown drive in the fourth quarter with a pair of conversions: a six-yard toss to Anthony Firkser on third-and-five and an 18-yard pass to Davis on fourth-and-11. Connected with Cameron Batson for an eight-yard touchdown pass with less than a minute remaining in the contest.
- At Jacksonville (12/13), completed 19 of 24 passes for 212 yards with two touchdowns for a 131.2 passer rating. On his first pass of the game, a 13-yard completion to tight end Geoff Swaim, he passed the 3,000-yard passing mark for the fifth time in his career and for the first time since 2015. Gave the Titans an early 7-0 lead with a 37-yard touchdown connection to A.J. Brown on a flea-flicker in the first quarter. Found Geoff Swaim for a five-yard touchdown toss and a 24-3 advantage early in the third quarter.
- Against Detroit (12/20), completed 21 of 27 passes for 273 yards with three touchdowns for a 145.8 passer rating. Rushed three times for 21 yards with two touchdowns on the ground. Registered the first game of his career with five combined passing and rushing touchdowns. His 145.8 passer rating was the second best of his career in a qualifying game (min. 20 attempts) and his best in a Titans uniform. Joined Michael Vick (Nov. 15, 2010) and Jack Kemp (Dec. 4, 1960) as the only players in NFL history with at least three passing touchdowns, at least two rushing touchdowns and a 145.8 or higher passer rating in a single game. Extended the Titans' opening touchdown drive with a six-yard pass to A.J. Brown on third-and-two in the first quarter. Answered the Lions' opening touchdown in the first stanza with a 75-yard touchdown pass to Corey Davis on the first play from scrimmage following the Detroit score. Extended the Titans' third touchdown drive with a seven-yard connection to Davis on third-and-four in the second quarter. Gave the Titans a 21-7 advantage with a 17-yard touchdown scamper in which he dove for the left pylon in the second quarter. Kept a Titans' scoring drive alive with a 14-yard pass to Davis on third-and-10 late in the second quarter. Converted a critical third-and-11 to extend a touchdown drive with 20-yard pass to Anthony Firkser late in the third quarter. Increased the Titans' lead to 32-18 with a three-yard touchdown run early in the fourth quarter. Found Brown for a two-yard touchdown pass and a 39-18 lead in the fourth quarter. Converted a third-and-four with a 12-yard toss to Brown during the Titans' final touchdown drive in the final stanza. Gave the Titans a 46-25 lead with a three-yard pass to Darrynton Evans late in the final stanza.
- At Green Bay (12/27), completed 11 of 24 passes for 121 yards with a touchdown and two interceptions. Rushed three times for 55 yards with a touchdown. Logged his second consecutive game with at least one passing touchdown and at least one rushing touchdown. It was his ninth career game accomplishing the feat. Extended the Titans' initial scoring drive with a 10-yard connection to A.J. Brown on third-and-four late in the second quarter. Got the Titans on the scoreboard with a 12-yard touchdown pass to Jonnu Smith late in the first half. Cut the Packers' lead to 19-14 with a 45-yard touchdown run on third-and-one on the opening drive of the second half.
- At Houston (1/3), connected on 18 of 27 passes for 216 yards with a touchdown for a 103.3 passer rating in the Titans' division-clinching victory. Rushed seven times for 38 yards with two touchdowns on the ground. Increased the Titans' lead to 17-6 with a four-yard touchdown toss to A.J. Brown in the second quarter. Extended the Titans' opening touchdown drive of the second half with a pair of third-down conversions: a 29-yard

connection to Brown on third-and-eight and a 12-yard hookup with Anthony Firkser on third-and-10 in the third quarter. Gave the Titans a 31-15 lead with a five-yard touchdown scramble in the third quarter. Kept the Titans' season-long 19-play scoring drive alive with four third-down conversions in the fourth quarter: an 11-yard pass to Brown on third-and-six, a five-yard connection to Brown on third-and-four, a nine-yard toss to Corey Davis on third-and-eight and a three-yard run on third-and-two. Helped the Titans regain the lead at 38-35 with a five-yard touchdown run on a zone read in the fourth quarter. Set up the Titans' game-winning field goal with a 52-yard deep bomb to A.J. Brown down to the Texans' 23-yard line with 10 seconds remaining in the game.

- Against Baltimore (1/10), completed 18 of 26 passes for 165 yards with a touchdown and an interception. Rushed twice for six yards. Extended the Titans' opening touchdown drive with a pair of third-down conversions: a 28-yard connection to A.J. Brown on third-and-three and a nine-yard pass to Anthony Firkser on third-and-four. Gave the Titans an early 7-0 lead with a 10-yard touchdown pass to Brown in the opening quarter. Kept the Titans' second scoring drive alive with a 35-yard toss to Firkser on third-and-one in the first quarter.

**2019 (12/10, 3/3 - Tennessee):** Named to his first career Pro Bowl. Named the NFL's Comeback Player of the Year. Played in 12 games with 10 starts at quarterback and led the NFL with a 117.5 passer rating and ranked third in the NFL with a 70.3 completion percentage. Established the fourth-highest single-season passer rating in NFL history. Completed 201 of 286 passes for 2,742 yards with 22 touchdowns and six interceptions. Became the third qualifying passer in NFL history to have a season with at least a 70.0 completion percentage and an average of at least 9.0 yards per attempt, joining Sammy Baugh and Joe Montana. Established new franchise single-season records for completion percentage (70.7) and yards per attempt (9.6). Rushed 43 times for 185 yards with four rushing touchdowns. Did not play in four games. Started all three postseason contests and connected on 36 of 60 passes for 369 yards with five touchdowns and an interception for a 98.5 passer rating. Rushed 13 times for 35 yards with a rushing score. Named the AFC Offensive Player of the Month for December, after completing 90 of 132 passes for 1,322 yards with 12 touchdowns and two interceptions. His passer rating for the calendar month was 124.6, which led the AFC.

- At Denver (10/13), entered the game in the third quarter and completed 13 of 16 passes for 144 yards with an interception. Rushed once for six yards.

- Against L.A. Chargers (10/20), started at quarterback and completed 23 of 29 passes for 312 yards with two touchdowns and an interception for a 120.1 passer rating. Rushed five times for seven yards. Set a new career-high by completing 79.3 percent of his passes. Evened the score at 10-10 with an eight-yard touchdown strike to Corey Davis late in the second quarter. Extended the Titans' second touchdown drive with a pair of conversions: a two-yard sneak on third-and-two and a 14-yard pass to Adam Humphries on third-and-11. Gave the Titans a 16-10 lead with a five-yard touchdown pass to Tajaé Sharpe in the back of the end zone on third-and-goal early in the fourth quarter. Kept the Titans' final touchdown drive alive with a 38-yard completion to Corey Davis on third-and-one in the final stanza.

- Against Tampa Bay (10/27), connected on 21 of 33 passes for 193 yards with three touchdowns for a 109.8 passer rating. Gave the Titans a 7-3 lead with a five-yard touchdown strike to Jonnu Smith in the first quarter. Increased the Titans lead to 14-3 with a six-yard touchdown pass to Tajaé Sharpe on third-and-goal late in the first stanza. Gave the Titans a 27-23 lead with an eight-yard touchdown strike to A.J. Brown on third-and-eight midway through the fourth quarter.

- At Carolina (11/3), completed 27 of 39 passes for 331 yards with a touchdown and two interceptions. Rushed four times for 38 yards with a score. Extended the Titans' second touchdown drive with a pair of third-down conversions: a 25-yard pass to Adam Humphries on third-and-two and a 35-yard bomb to A.J. Brown on third-and-seven. Found Derrick Henry for a 23-yard touchdown reception on a screen in the fourth quarter. Cut the Panthers' lead to 30-20 with a 10-yard touchdown run with less than three minutes remaining in the game.

- Against Kansas City (11/10), completed 13 of 19 passes for 181 yards with two touchdowns for a 133.9 passer rating. Rushed three times for 37 yards. Added a two-point conversion rushing score. Kickstarted the Titans' initial scoring drive with a deep 52-yard pass to Kalif Raymond to the Kansas City 21-yard line in the second quarter. Found Anthony Firkser for a nine-yard touchdown pass in the second quarter. Extended a Titans' touchdown drive with a 12-yard run on third-and-10 early in the

fourth quarter. Gave the Titans the lead by finding Adam Humphries for a 23-yard touchdown strike with 23 seconds remaining in the fourth quarter. Increased the lead to 35-32 with an extra effort, two-point conversion run.

- Against Jacksonville (11/24), completed 14 of 18 passes for 259 yards with two touchdowns for a 155.8 passer rating. Rushed seven times for 40 yards with a career-best two rushing scores. Extended the Titans' opening touchdown drive with a six-yard pass to Adam Humphries on third-and-four in the second quarter. Gave the Titans a 7-0 lead with a 21-yard touchdown run on a bootleg in the second stanza. Kickstarted the Titans' touchdown drive to open the second half with a 35-yard pass to A.J. Brown. Extended the Titans' lead to 14-3 with a one-yard touchdown toss to Dennis Kelly early in the third quarter. Increased the Titans lead to 35-3 with a 65-yard touchdown strike to Brown in the third stanza. Collected his career-best second rushing touchdown with a three-yard score on third-and-one in the fourth quarter.

- At Indianapolis (12/1), completed 17 of 22 passes for 182 yards with two touchdowns for a 131.2 passer rating. Rushed four times for five yards. Evened the score at 7-7 with a 13-yard touchdown pass to Adam Humphries on third-and-eight in the opening stanza. Sealed the victory with a 40-yard touchdown strike to Kalif Raymond on third-and-six late in the fourth quarter.

- At Oakland (12/8), named AFC Offensive Player of the Week after completing 21 of 27 passes for 391 yards with three touchdowns and an interception for a 140.4 passer rating. Rushed four times for 19 yards. His passer rating of 140.4 was the second-best single-game mark of his career in a contest in which he attempted at least 20 passes. Gave the Titans a 14-7 advantage with a career-long 91-yard touchdown bomb to A.J. Brown early in the second quarter. Gave the Titans a 21-14 lead with a 16-yard touchdown pass to Brown on third-and-13 in the second quarter. Found Jonnu Smith in the back of the end zone for a 17-yard touchdown and a 35-21 lead early in the fourth quarter.

- Against Houston (12/15), completed 22 of 36 passes for 279 yards with two touchdowns and an interception. Rushed three times for 10 yards with a score. Connected with A.J. Brown for a 60-yard reception down the right sideline in the opening quarter. Cut the Texans' lead to 14-7 with a one-yard touchdown run on fourth-and-goal in the third quarter. Evened the score at 14-14 with a five-yard touchdown strike to Brown early in the fourth quarter. Found Dion Lewis for an 11-yard touchdown toss late in the final stanza.

- Against New Orleans (12/22), completed 17 of 27 passes for 272 yards with three touchdowns for a 133.6 passer rating. Gave the Titans a 7-0 lead with a 41-yard touchdown strike to Jonnu Smith in the first quarter. Cut the Saints lead to 24-21 with a 36-yard touchdown pass to Tajaé Sharpe on third-and-one in the third quarter. Found Sharpe in the back of the end zone for a seven-yard touchdown on third-and-two midway through the fourth quarter.

- At Houston (12/29), started at quarterback in his 100th career game and completed 13 of 20 passes for 198 yards with two touchdowns for a 130.8 passer rating. Registered his seventh consecutive game with at least two touchdown passes, the best streak of his career. Rushed five times for 20 yards. Evened the score at 7-7 with a 51-yard touchdown toss to A.J. Brown on third-and-five in the opening quarter. Extended the Titans' second touchdown drive with three third-down conversions: a 12-yard connection to Corey Davis on third-and-nine, a 13-yard completion to Tajaé Sharpe on third-and-eight and a five-yard strike to Davis on third-and-two. Gave the Titans a 14-7 lead with a one-yard touchdown pass to MyCole Pruitt early in the second quarter. Set up the Titans' fourth touchdown with a 47-yard bomb to Brown down to the Houston one-yard line early in the fourth quarter.

- At New England (1/4), started at quarterback in his postseason debut and completed eight of 15 passes for 72 yards with a touchdown and an interception. Rushed four times for 11 yards. Gave the Titans a 7-3 lead with a 12-yard touchdown strike to Anthony Firkser on third-and-10 in the first quarter. Converted a key third-and-eight with an 11-yard toss to Firkser along the sideline allowing the offense to run more clock late in the fourth quarter.

- At Baltimore (1/11), connected on seven of 14 passes for 88 yards with two touchdowns for a 109.5 passer rating. Rushed six times for 13 yards with a score. Gave the Titans a 7-0 lead with a 12-yard touchdown connection to Jonnu Smith in the corner of the end zone on third-and-12 in the first quarter. Increased the Titans lead to 14-0 with a 45-yard touchdown bomb to Kalif Raymond early in the second quarter. Found the end zone for a one-yard touchdown run on an option play in the third stanza.

- At Kansas City (1/19), started at quarterback and completed 21 of 31

passes for 209 yards with two touchdowns for a 108.1 passer rating. Rushed three times for 11 yards. Kickstarted the Titans' first scoring drive with a 37-yard connection to A.J. Brown on the second play from scrimmage. Kept the Titans' first touchdown drive alive with a three-yard pass to Adam Humphries on fourth-and-two in the first stanza. Increased the Titans lead to 17-7 with a one-yard touchdown toss to Dennis Kelly in the second stanza. Cut the Chiefs' lead to 35-24 with a 22-yard scoring connection to Anthony Firkser in the final quarter.

**2018 (10/10 - Miami):** Started 10 games and completed 158 of 243 passes for 1,832 yards with 17 touchdowns. Tallied 30 carries for 136 yards. Was inactive for five games. Served as a season-long team captain.

- Against Tennessee (9/9), connected on 20 of 28 passes for 230 yards with two touchdowns. Completed a 75-yard pass to Kenny Stills in the fourth quarter to give Miami a 24-10 lead. It was the second-longest completion of his career.

- Against Oakland (9/23), completed 17 of 23 passes for 289 yards with three touchdowns for a 155.3 passer rating.

- Against New England (12/2), completed 14 of 19 passes for 265 yards with three touchdowns for a 155.2 passer rating. Eclipsed 20,000 career passing yards, becoming the third quarterback in Dolphins history to accomplish the feat. Led his 14th career fourth quarter comeback, connecting on a 69-yard pass that was double-lateraled to Kenyan Drake for a game-winning touchdown on the final play of the game known as "The Miami Miracle."

**2017 (0/0 - Miami):** Missed the entire season after being placed on injured reserve on Aug. 12.

**2016 (13/13 - Miami):** Started 13 games and completed 261 of 389 passes for 2,995 yards with 19 touchdowns. Produced 39 carries for 164 yards with a touchdown. Was inactive for three games. His 67.1 completion percentage was the second-highest single-season completion percentage in franchise history.

- Against Buffalo (10/23), made good on 15 of 25 passes for 204 yards with a touchdown. Completed a 66-yard touchdown pass to Kenny Stills with 2:24 left to give Miami a two-score lead.

- At Los Angeles Rams (11/20), completed 24 of 34 passes for 172 yards with two touchdowns. Registered two carries for 19 yards. Hit DeVante Parker for a nine-yard touchdown pass to give Miami the lead with 36 seconds left. Marked the 13th come-from-behind win of his career. In Miami's final two drives, completed 12 of 13 passes for 115 yards and two scores. Became the franchise's all-time leading rusher as a quarterback, surpassing Hall of Fame quarterback Bob Griese (994).

- Against San Francisco (11/27), connected on 20 of 30 passes for 285 yards with three touchdowns for a 130.6 passer rating.

- At Pittsburgh (1/8), was inactive for the Wild Card matchup.

**2015 (16/16 - Miami):** Started all 16 games and completed 363 of 586 passes for 4,208 yards with 24 touchdowns. Set a then NFL record with 25 consecutive completions on Oct. 18 (at Tennessee) and Oct. 25 (vs. Houston). His 4,208 passing yards was the fifth-highest single-season total in team history and most by a Dolphins quarterback other than Dan Marino. His 24 touchdown passes marked the third straight season he passed for 20 or more touchdowns, joining Marino as the only Dolphins quarterback to accomplish the feat.

- At Jacksonville (9/20), connected on 30 of 44 passes for 359 yards with two touchdowns for a 108.0 passer rating.

- Against Buffalo (9/27), completed 26 of 49 passes for 297 yards and two touchdowns. Set a team record with 160 consecutive passes without an interception, breaking Dan Marino's mark.

- Against Houston (10/25), named AFC Offensive Player of the Week and FedEx Air NFL Player of the Week by completing 18 of 19 passes for 282 yards with four touchdowns for a perfect 158.3 passer rating. His 94.7 completion percentage was a single-game team record. Became the first NFL quarterback since Randall Cunningham in 1998 to complete three 50-yard touchdown passes in the first half of a game.

**2014 (16/16 - Miami):** Started all 16 games and completed 392 of 590 passes for 4,045 yards with 27 touchdowns for a 92.8 passer rating. Registered 56 carries for 311 yards with a touchdown. His 392 completions were the most in team history and his 590 pass attempts were the fourth-most in team history. Completed 70 percent of passes in five consecutive games (Nov. 2 to Dec. 1), setting a team record. His 27 touchdown passes were the sixth-most in team history and the most by anyone other than

Dan Marino.

- Against San Diego (11/2), connected on 24 of 34 passes for 288 yards with three touchdowns for a season-high 125.6 passer rating.

- At N.Y. Jets (12/1), completed 25 of 35 passes for 235 yards. Engineered a game-winning drive that led to a 26-yard field goal with 1:57 left to give Miami the 16-13 victory.

- Against Minnesota (12/21), connected on 35 of 47 passes for 396 yards with four touchdowns for a 118.8 passer rating. His 396 passing yards marked the eighth 300-yard game of his career, moving him into second place in team history in the category.

**2013 (16/16 - Miami):** Started all 16 games and completed 355 of 588 passes for 3,913 yards with 24 touchdowns for an 81.7 passer rating. Tallied 40 carries for 238 yards with a touchdown.

- At Atlanta (9/22), completed 24 of 35 passes for 236 yards with two touchdowns. Led the team on a 13-play, 75-yard drive that culminated in a one-yard touchdown pass to Dion Sims with 38 seconds left to win the game. Completed nine of 12 passes for 69 yards with a touchdown on the game-winning drive.

- At N.Y. Jets (12/1), connected on 28 of 43 passes for 331 yards with two touchdowns. Marked his second consecutive 300-yard passing game, the first back-to-back 300-yard games of his career.

- Against New England (12/15), completed 25 of 37 passes for 312 yards with three touchdowns for a 120.6 passer rating. It was his second straight three plus touchdown performance as he became the first Dolphins quarterback since Dan Marino in 1994 to accomplish the feat. Led the team on a nine-play, 60-yard drive capped off by a 14-yard touchdown pass to Marcus Thigpen with 1:15 left to win the game.

**2012 (16/16 - Miami):** Started all 16 games as a rookie and completed 282 of 484 passes for 3,294 yards with 12 touchdowns for a 76.1 passer rating. Carried the ball 49 times for 211 yards and two touchdowns. Set franchise rookie records in completions (282), attempts (484) and passing yards (3,294). His 58.3 completion percentage was second-best among rookies in team history.

- At Houston (9/9), made his NFL debut and his first NFL start and completed 20 of 36 passes for 219 yards. Became the first rookie quarterback in team history to start a season opener.

- Against Oakland (9/16), collected his first win by completing 18 of 30 passes for 200 yards and a touchdown. Scored his first NFL rushing touchdown with a two-yard run in the first quarter. Threw his first NFL touchdown with a 14-yard pass to Anthony Fasano in the fourth quarter.

- At Arizona (9/30), connected on 26 of 41 passes for 431 yards with a touchdown. His 26 completions were the most in team history by a rookie and his 431 passing yards was the third-highest single-game total by a rookie in NFL history, the most by a rookie in Dolphins history and tied for the sixth-most in any game in team history.

#### COLLEGE:

- Was a four-year letterman (2008-11) and two-year starter as a quarterback and wide receiver at Texas A&M.

- Played in 50 games with 25 starts and completed 484 of 774 passes for 5,450 yards with 42 touchdowns. Hauled in 112 receptions for 1,596 yards with 10 touchdowns. Rushed 115 times for 369 yards with five touchdowns.

- Started 19 games at quarterback and six contests at wide receiver, while playing both quarterback and wide receiver in five games.

- As a senior (2011), started all 13 games and completed 327 of 531 passes for 3,744 yards and 29 touchdowns. Notched 58 carries for 306 yards and four touchdowns.

- In his final collegiate campaign, was named honorable mention All-American, a finalist for the Johnny Unitas Golden Arm Award (nation's top quarterback), a semifinalist for the Davey O'Brien Award (nation's top quarterback) and a finalist for the William V. Campbell Trophy (nation's best scholar-athlete).

- As a junior (2010), played in all 13 games with six starts at quarterback and connected on 152 of 234 passes for 1,638 yards and 13 touchdowns. As a wide receiver registered 11 receptions for 143 yards with a touchdown. Rushed 51 times for 76 yards and a score. Saw action at wide receiver for the first seven games of the season. Took over starting quarterback duties for the final six games and posted a 5-1 record.

- As a sophomore (2009), played in all 13 games and was named honorable mention All-Big 12. Collected 46 receptions for 609 yards and four touchdowns. Completed four of eight passes for 60 yards. Notched four carries for minus five yards.

- As a redshirt freshman (2008), played in 11 games with six starts at

wide receiver. Battled for the starting quarterback spot in camp but moved to receiver at the start of the season. Tallied 55 receptions for 844 yards with five touchdowns. Completed his only pass for eight yards. Notched two carries for minus eight yards. His 55 receptions, 844 receiving yards and five receiving touchdowns were school freshman records. Received honorable mention Freshman All-American honors and was voted school's offensive MVP by his teammates.

- Redshirted in 2007.
- Majored in biology at Texas A&M.

**PERSONAL:**

- Married to Lauren and the couple has two children.
- Attended Big Spring (Texas) High School and played defensive back, punter, wide receiver and quarterback.
- As a senior (2006), passed for 1,258 yards and rushed for 617 yards. Hauled in three receptions for 62 yards. Posted a 39.2-yard punt return average. Received first-team All-CIF honors.
- As a junior (2005), notched 62 receptions for 1,500 yards and 17 touchdowns.
- Also lettered in basketball, baseball, golf and track and field.
- Follow Tannehill on Twitter at @ryantannehill1.
- Follow Tannehill on Instagram at @rtannehill17.
- Born Ryan Timothy Tannehill on July 27, 1988 in Lubbock, Texas.

**RYAN TANNEHILL'S GAME-BY-GAME**

2012 Miami Dolphins				PASSING										RUSHING					COMBINED RUSH + PASS		
Date	Opp	W/L	P/S	Att	Cmp	Pct	Yds	Yds/Att	TD	Int	Lg	Sk	Lst	Rating	Att	Yds	Avg	Lg	TD	Yards	Touchdowns
Sept 9	@ Hou	L	S	36	20	55.6	219	6.1	0	3	34	2	20	39.0	3	-4	-1.3	0	0	215	
Sept 16	Oak	W	S	30	18	60.0	200	6.7	1	0	25	1	11	91.0	3	14	4.7	13	1	214	2r, 14
Sept 23	NYJ	L	S	36	16	44.4	196	5.4	0	1	41	0	0	50.2	3	3	1.0	5	0	199	
Sept 30	@ Ari	L	S	41	26	63.4	431	10.5	1	2	80t	4	37	86.5	1	0	0.0	0	0	431	80
Oct 7	@ Cin	W	S	26	17	65.4	223	8.6	0	0	30	2	12	92.3	4	-4	-1.0	-1	0	219	
Oct 14	StL	W	S	29	21	72.4	185	6.4	2	0	29t	3	29	112.0	4	16	4.0	10	0	201	29, 1
Oct 28	@ NYJ	W	S	5	2	40.0	18	3.6	0	0	12	1	9	50.4	0	0	0.0	-	0	18	
Nov 4	@ Ind	L	S	38	22	57.9	290	7.6	1	0	35	2	9	90.9	1	-1	-1.0	-1	0	289	31
Nov 11	Ten	L	S	39	23	59.0	217	5.6	0	3	17	1	8	42.4	1	-1	-1.0	-1	0	216	
Nov 15	@ Buf	L	S	28	14	50.0	141	5.0	1	2	19	3	17	46.9	1	7	7.0	7	0	148	2
Nov 25	Sea	W	S	26	18	69.2	253	9.7	1	1	39	1	7	97.1	4	33	8.3	19	0	286	29
Dec 2	NE	L	S	29	13	44.8	186	6.4	0	0	28	3	10	66.2	5	19	3.8	9	1	205	2r
Dec 9	@ SF	L	S	33	17	51.5	150	4.5	1	0	28	2	17	74.1	3	25	8.3	20	0	175	3
Dec 16	Jax	W	S	28	22	78.6	220	7.9	2	0	37	1	11	123.2	8	52	6.5	30	0	272	4, 2
Dec 23	Buf	W	S	25	13	52.0	130	5.2	2	0	30	2	11	93.8	6	44	7.3	31	0	174	17, 12
Dec 30	@ NE	L	S	35	20	57.1	235	6.7	0	1	22	7	26	65.8	2	8	4.0	8	0	243	
<b>Totals</b>		<b>7-9</b>	<b>16/16</b>	<b>484</b>	<b>282</b>	<b>58.3</b>	<b>3,294</b>	<b>6.8</b>	<b>12</b>	<b>13</b>	<b>80t</b>	<b>35</b>	<b>234</b>	<b>76.1</b>	<b>49</b>	<b>211</b>	<b>4.3</b>	<b>31</b>	<b>2</b>	<b>3,505</b>	

2013 Miami Dolphins				PASSING										RUSHING					COMBINED RUSH + PASS		
Date	Opp	W/L	P/S	Att	Cmp	Pct	Yds	Yds/Att	TD	Int	Lg	Sk	Lst	Rating	Att	Yds	Avg	Lg	TD	Yards	Touchdowns
Sept 8	@ Cle	W	S	38	24	63.2	272	7.2	1	1	34t	4	17	82.3	5	3	0.6	3	0	275	34
Sept 15	@ Ind	W	S	34	23	67.6	319	9.4	1	0	67	5	22	107.4	4	1	0.3	2	0	320	18
Sept 22	Atl	W	S	35	24	68.6	236	6.7	2	1	21	5	41	94.5	2	7	3.5	8	0	243	18, 1
Sept 30	@ NO	L	S	35	22	62.9	249	7.1	1	3	50	4	33	57.9	4	48	12.0	26	0	297	3
Oct 6	Bal	L	S	40	21	52.5	307	7.7	1	0	49	6	35	86.1	2	6	3.0	6	0	313	9
Oct 20	Buf	L	S	37	19	51.4	194	5.2	3	2	46	2	21	71.2	3	5	1.7	3	0	199	7, 13, 4
Oct 27	@ NE	L	S	42	22	52.4	192	4.6	2	2	25	6	47	60.8	1	12	12.0	12	0	204	4, 5
Oct 31	Cin	W	S	28	20	71.4	208	7.4	0	0	40	3	20	92.6	1	1	1.0	1	1	209	1r
Nov 11	@ TB	L	S	42	27	64.3	229	5.5	2	1	19t	2	18	84.3	1	2	2.0	2	0	231	6, 19
Nov 17	SD	W	S	35	22	62.9	268	7.7	1	1	39t	4	29	84.0	4	21	5.3	10	0	289	39
Nov 24	Car	L	S	42	28	66.7	310	7.4	1	1	57	3	30	86.4	4	36	9.0	19	0	346	53
Dec 1	@ NYJ	W	S	43	28	65.1	331	7.7	2	1	31t	1	3	94.2	3	22	7.3	18	0	353	31, 28
Dec 8	@ Pit	W	S	33	20	60.6	200	6.1	3	1	40	2	14	95.5	3	56	18.7	48	0	256	6, 4, 12
Dec 15	NE	W	S	37	25	67.6	312	8.4	3	0	39t	4	23	120.6	1	-1	-1.0	-1	0	311	39, 2, 14
Dec 22	@ Buf	L	S	27	10	37.0	82	3.0	0	0	13	7	46	45.6	0	0	0.0	-	0	82	
Dec 29	NYJ	L	S	40	20	50.0	204	5.1	1	3	25	0	0	42.1	2	19	9.5	20	0	223	5
<b>Totals</b>		<b>8-8</b>	<b>16/16</b>	<b>588</b>	<b>355</b>	<b>60.4</b>	<b>3,913</b>	<b>6.7</b>	<b>24</b>	<b>17</b>	<b>67</b>	<b>58</b>	<b>399</b>	<b>81.7</b>	<b>40</b>	<b>238</b>	<b>6.0</b>	<b>48</b>	<b>1</b>	<b>4,151</b>	



## RYAN TANNEHILL'S GAME-BY-GAME CONT.

2014 Miami Dolphins				PASSING										RUSHING					COMBINED RUSH + PASS		
Date	Opp	W/L	P/S	Att	Cmp	Pct	Yds	Yds/Att	TD	Int	Lg	Sk	Lst	Rating	Att	Yds	Avg	Lg	TD	Yards	Touchdowns
Sept 7	NE	W	S	32	18	56.3	178	5.6	2	1	24	1	9	79.9	3	-2	-0.7	0	0	176	4, 14
Sept 14	@ Buf	L	S	49	31	63.3	241	4.9	1	1	18	4	31	73.6	4	11	2.8	6	0	252	7
Sept 21	KC	L	S	43	21	48.8	205	4.8	1	0	30	4	14	70.4	1	9	9.0	9	0	214	1
Sept 28	@ Oak	W	S	31	23	74.2	278	9.0	2	1	35	0	0	109.3	5	35	7.0	18	0	313	13, 18
Oct 12	GB	L	S	31	20	64.5	244	7.9	2	2	25	1	7	83.3	3	49	16.3	40	0	293	11, 5
Oct 19	@ Chi	W	S	32	25	78.1	277	8.7	2	0	26	4	21	123.6	6	48	8.0	30	0	325	13, 10
Oct 26	@ Jax	W	S	29	16	55.2	196	6.8	1	1	50	3	18	73.3	5	48	9.6	30	0	244	3
Nov 2	SD	W	S	34	24	70.6	288	8.5	3	0	38	0	0	125.6	4	47	11.8	22	0	335	6, 21, 14
Nov 9	@ Det	L	S	38	27	71.1	207	5.4	1	1	20	3	29	81.8	2	0	0.0	3	0	207	3
Nov 13	Buf	W	S	34	26	76.5	240	7.1	2	0	32	5	35	114.8	4	16	4.0	15	0	256	7, 8
Nov 23	@ Den	L	S	36	26	72.2	228	6.3	3	1	21	1	12	104.9	4	15	3.8	8	1	243	1r, 10, 5, 1
Dec 1	@ NYJ	W	S	35	25	71.4	235	6.7	0	1	25	2	18	77.7	4	13	3.3	10	0	248	
Dec 7	Bal	L	S	33	23	69.7	227	6.9	1	0	27	6	41	98.9	2	6	3.0	7	0	233	3
Dec 14	@ NE	L	S	47	29	61.7	346	7.4	1	2	50	4	38	73.5	3	21	7.0	15	0	367	32
Dec 21	Min	W	S	47	35	74.5	396	8.4	4	1	41	1	13	118.8	6	-5	-0.8	5	0	391	14, 16, 7, 3
Dec 28	NYJ	L	S	39	23	59.0	259	6.6	1	0	33	7	51	87.4	0	0	0.0	-	0	259	23
<b>Totals</b>		<b>8-8</b>	<b>16/16</b>	<b>590</b>	<b>392</b>	<b>66.4</b>	<b>4,045</b>	<b>6.9</b>	<b>27</b>	<b>12</b>	<b>50</b>	<b>46</b>	<b>337</b>	<b>92.8</b>	<b>56</b>	<b>311</b>	<b>5.6</b>	<b>40</b>	<b>1</b>	<b>4,356</b>	

2015 Miami Dolphins				PASSING										RUSHING					COMBINED RUSH + PASS		
Date	Opp	W/L	P/S	Att	Cmp	Pct	Yds	Yds/Att	TD	Int	Lg	Sk	Lst	Rating	Att	Yds	Avg	Lg	TD	Yards	Touchdowns
Sept 13	@ Was	W	S	34	22	64.7	226	6.6	1	0	27	3	44	93.5	3	7	2.3	5	0	233	3
Sept 20	@ Jax	L	S	44	30	68.2	359	8.2	2	0	48	2	15	108.0	3	17	5.7	9	0	376	10, 5
Sept 27	Buf	L	S	49	26	53.1	297	6.1	2	3	46t	2	8	59.7	1	-1	-1.0	-1	0	296	21, 46
Oct 4	NYJ	L	S	44	19	43.2	198	4.5	2	2	42	3	31	53.0	1	4	4.0	4	0	202	8, 10
Oct 18	@ Ten	W	S	29	22	75.9	266	9.2	2	2	38	2	12	97.8	2	14	7.0	10	0	280	2, 12
Oct 25	Hou	W	S	19	18	94.7	282	14.8	4	0	54t	4	41	158.3	1	3	3.0	3	0	285	53, 50, 10, 54
Oct 29	@ NE	L	S	44	28	63.6	300	6.8	0	2	29	5	45	64.6	2	-1	-0.5	0	0	299	
Nov 8	@ Buf	L	S	35	26	74.3	307	8.8	0	0	46	2	27	100.5	2	3	1.5	3	0	310	
Nov 15	@ Phi	W	S	36	21	58.3	217	6.0	2	0	43	4	27	94.3	2	-2	-1.0	-1	0	215	13, 4
Nov 22	Dal	L	S	24	13	54.2	188	7.8	2	1	47	3	48	90.3	3	13	4.3	7	0	201	12, 29
Nov 29	@ NYJ	L	S	58	33	56.9	351	6.1	3	1	40	3	30	84.8	0	0	0.0	-	0	351	5, 5, 33
Dec 6	Bal	W	S	19	9	47.4	86	4.5	1	0	38t	1	4	78.0	1	11	11.0	11	0	97	38
Dec 14	NYG	L	S	41	25	61.0	236	5.8	1	0	47t	1	1	85.0	4	24	6.0	12	0	260	47
Dec 20	@ SD	L	S	34	20	58.8	216	6.4	0	0	35	3	29	77.6	3	4	1.3	2	1	220	1r
Dec 27	Ind	L	S	38	26	68.4	329	8.7	0	1	49	6	50	84.2	1	28	28.0	28	0	357	
Jan 3	NE	W	S	38	25	65.8	350	9.2	2	0	46	1	8	112.8	3	17	5.7	19	0	367	15, 2
<b>Totals</b>		<b>6-10</b>	<b>16/16</b>	<b>586</b>	<b>363</b>	<b>61.9</b>	<b>4,208</b>	<b>7.2</b>	<b>24</b>	<b>12</b>	<b>54t</b>	<b>45</b>	<b>420</b>	<b>88.7</b>	<b>32</b>	<b>141</b>	<b>4.4</b>	<b>28</b>	<b>1</b>	<b>4,349</b>	

2016 Miami Dolphins				PASSING										RUSHING					COMBINED RUSH + PASS			
Date	Opp	W/L	P/S	Att	Cmp	Pct	Yds	Yds/Att	TD	Int	Lg	Sk	Lst	Rating	Att	Yds	Avg	Lg	TD	Yards	Touchdowns	
Sept 11	Sea	L	S	29	16	55.2	186	6.4	0	0	50	5	36	74.8	5	17	3.4	11	1	203	2r	
Sept 18	NE	L	S	45	32	71.1	387	8.6	2	2	33	0	0	93.5	6	35	5.8	17	0	422	24, 12	
Sept 25	Cle	W	S	39	25	64.1	319	8.2	3	2	42t	1	8	93.9	1	2	2.0	2	0	321	26, 42, 10	
Sept 29	Cin	L	S	25	15	60.0	189	7.6	1	1	74t	5	29	80.3	0	0	0.0	-	0	189	74	
Oct 9	Ten	L	S	18	12	66.7	191	10.6	0	2	58	6	42	62.3	0	0	0.0	-	0	191		
Oct 16	Pit	W	S	32	24	75.0	252	7.9	0	0	53	0	0	97.4	2	3	1.5	4	0	255		
Oct 23	Buf	W	S	25	15	60.0	204	8.2	1	0	66t	1	6	99.4	6	21	3.5	13	0	225	66	
Nov 6	NYJ	W	S	28	17	60.7	149	5.3	1	0	24	1	12	86.8	2	-3	-1.5	-1	0	146	1	
Nov 13	SD	W	S	24	17	70.8	240	10.0	2	0	56	1	9	130.6	3	16	5.3	18	0	256	39, 18	
Nov 20	LAR	W	S	34	24	70.6	172	5.1	2	1	15	4	30	89.3	2	19	9.5	10	0	191	10, 9	
Nov 27	SF	W	S	30	20	66.7	285	9.5	3	0	46	2	22	130.6	6	34	5.7	17	0	319	16, 43, 15	
Dec 4	Bal	L	S	40	29	72.5	226	5.7	1	3	26	2	11	63.1	1	0	0.0	0	0	226	8	
Dec 11	Ari	W	S	20	15	75.0	195	9.8	3	1	71	1	11	124.0	5	20	4.0	12	0	215	28, 7, 3	
Dec 17	@ NYJ	W	IA																			
Dec 24	@ Buf	W	IA																			
Jan 1	NE	L	IA																			
<b>Totals</b>		<b>10-6</b>	<b>13/13</b>	<b>389</b>	<b>261</b>	<b>67.1</b>	<b>2,995</b>	<b>7.7</b>	<b>19</b>	<b>12</b>	<b>74t</b>	<b>29</b>	<b>216</b>	<b>93.5</b>	<b>39</b>	<b>164</b>	<b>4.2</b>	<b>18</b>	<b>1</b>	<b>3,159</b>		
<b>Playoffs</b>																						
Jan 8	@ Pit	L	IA																			
<b>Totals</b>		<b>0-1</b>	<b>0/0</b>	<b>0</b>	<b>0</b>	<b>0.0</b>	<b>0</b>	<b>0.0</b>	<b>0</b>	<b>0</b>	<b>0</b>	<b>0</b>	<b>0</b>	<b>0.0</b>	<b>0</b>	<b>0</b>	<b>0.0</b>	<b>0</b>	<b>0</b>	<b>0</b>	<b>0</b>	

2017 Miami Dolphins				PASSING										RUSHING					COMBINED RUSH + PASS			
Date	Opp	W/L	P/S	Att	Cmp	Pct	Yds	Yds/Att	TD	Int	Lg	Sk	Lst	Rating	Att	Yds	Avg	Lg	TD	Yards	Touchdowns	
<b>Totals</b>		<b>0-0</b>	<b>0/0</b>	<b>0</b>	<b>0</b>	<b>0.0</b>	<b>0</b>	<b>0.0</b>	<b>0</b>	<b>0</b>	<b>0</b>	<b>0</b>	<b>0</b>	<b>0.0</b>	<b>0</b>	<b>0</b>	<b>0.0</b>	<b>0</b>	<b>0</b>	<b>0</b>	<b>0</b>	

Injured Reserve



## RYAN TANNEHILL'S NFL STATISTICS

REGULAR SEASON			PASSING											RUSHING				
Year	Team	GP/GS	Att	Cmp	Pct	Yds	Yd/Att	TD	INT	Lg	Sk	Yds	Rat	Att	Yds	Avg	Lg	TD
2012	MIA	16/16	484	282	58.3	3,294	6.8	12	13	80t	35	234	76.1	49	211	4.3	31	2
2013	MIA	16/16	588	355	60.4	3,913	6.7	24	17	67	58	399	81.7	40	238	6.0	48	1
2014	MIA	16/16	590	392	66.4	4,045	6.9	27	12	50	46	337	92.8	56	311	5.6	40	1
2015	MIA	16/16	586	363	61.9	4,208	7.2	24	12	54t	45	420	88.7	32	141	4.4	28	1
2016	MIA	13/13	389	261	67.1	2,995	7.7	19	12	74t	29	216	93.5	39	164	4.2	18	1
2017	MIA	0/0	Injured Reserve															
2018	MIA	11/11	274	176	64.2	1,979	7.2	17	9	75t	35	279	92.7	32	145	4.5	20	0
2019	TEN	12/10	286	201	70.3	2,742	9.6	22	6	91t	31	212	117.5	43	185	4.3	25	4
2020	TEN	16/16	481	315	65.5	3,819	7.9	33	7	75t	24	173	106.5	43	266	6.2	45t	7
<b>NFL Totals</b>		<b>116/114</b>	<b>3,678</b>	<b>2,345</b>	<b>63.8</b>	<b>26,995</b>	<b>7.3</b>	<b>178</b>	<b>88</b>	<b>91t</b>	<b>303</b>	<b>2,270</b>	<b>92.0</b>	<b>334</b>	<b>1,661</b>	<b>5.0</b>	<b>48</b>	<b>17</b>

Regular Season Career record as starter: 60-54 (.526); Playoffs: 2-2 (.500)

PLAYOFFS			PASSING											RUSHING				
Year	Team	GP/GS	Att	Cmp	Pct	Yds	Yd/Att	TD	INT	Lg	Sk	Yds	Rat	Att	Yds	Avg	Lg	TD
2019	TEN	3/3	60	36	60.0	369	6.2	5	1	45t	5	40	98.5	13	35	2.7	9	1
2020	TEN	1/1	26	18	69.2	165	6.3	1	1	35	1	7	83.0	2	6	3.0	4	0
<b>NFL Totals</b>		<b>4/4</b>	<b>86</b>	<b>54</b>	<b>62.8</b>	<b>534</b>	<b>6.2</b>	<b>6</b>	<b>2</b>	<b>45t</b>	<b>6</b>	<b>47</b>	<b>93.8</b>	<b>15</b>	<b>41</b>	<b>2.7</b>	<b>9</b>	<b>1</b>

### Single-Game Highs

Attempts - 58 at N.Y. Jets (11/29/15)  
 Completions - 35 vs. Minnesota (12/21/14)  
 Passing Yards - 431 at Arizona (9/30/12)  
 Touchdown Passes - **4 (Four times, last vs. Houston 10/18/20)**  
 Long Completion - 91t at Oakland (12/8/19)  
 Completion Percentage - 79.3 vs. L.A. Chargers (10/20/19)  
 Passer Rating - 155.3 - vs. Oakland (9/23/18)  
 Rushes - 8 (Twice, last at N.Y. Jets 9/16/18)  
 Rushing Yards - 56 at Pittsburgh (12/8/13)  
 Long Rush - 48 at Pittsburgh (12/8/13)  
 Rushing Touchdowns - **2 (Three times, last at Houston 1/3/21)**

### Additional Statistics

Receptions - 1 for -4 yards (2014), 1 for 9 yards (2015), **1 for 0 yards (2020)**  
 Tackles - 1 (2012), 2 (2013), 3 (2014), 4 (2015), 1 (2018), 2 (2019)  
 Fumble Recoveries - 1 (2012), 3 (2013), 4 (2014), 5 (2015), 3 (2016), 1 (2019), **3 (2020)**  
 Two-Point Conversions - 1 rush (2019), **1 pass, 1 rush (2020)**

### Playoff Single-Game Highs

Attempts - 31 at Kansas City (1/19/20)  
 Completions - 21 at Kansas City (1/19/20)  
 Passing Yards - 209 at Kansas City (1/19/20)  
 Touchdown Passes - 2 (Twice, last at Kansas City 1/19/20)  
 Long Completion - 45t at Baltimore (1/11/20)  
 Rushes - 6 at Baltimore (1/11/20)  
 Rushing Yards - 13 at Baltimore (1/11/20)  
 Long Rush - 9 at Baltimore (1/11/20)  
 Rushing Touchdowns - 1 at Baltimore (1/11/20)

### Additional Playoff Statistics

Fumble Recoveries - 1 (2019)



# 93 TEAIR TART

DEFENSIVE TACKLE • 6'2" • 304 LBS • COLLEGE: FLORIDA INTERNATIONAL  
ACQUIRED: FREE AGENT - 2020 • NFL EXPERIENCE (NFL/TITANS): ROOKIE  
HOMETOWN: PHILADELPHIA, PA.  
GAMES PLAYED/GAMES STARTED: 7/1 (PLAYOFFS: 0/0)



**PRO:** The Titans signed Teair Tart as a rookie free agent following the 2020 NFL Draft. The 6-foot-2-inch, 304-pounder appeared in 23 games with 10 starts over two seasons at Florida International (2018-19), and totaled 51 tackles, 19.0 tackles for loss, six sacks, one pass defended, five quarterback pressures and two forced fumbles. The Philadelphia, Pa., native also played previously at Ellsworth (Iowa) Community College in 2017 and ASA (N.Y.) College in 2016.

#### CAREER TRANSACTIONS:

- The Philadelphia, Pa., native was signed by the Titans as a rookie free agent on May 7, 2020.
- Waived by the Titans on Sept. 5, 2020 and signed to the practice squad a day later.
- Signed by the Titans to their active roster from the practice squad on Nov. 7, 2020.

#### SEASON RECAPS:

**2020 (7/1, 0/0):** Played in seven games with one start at defensive end as a rookie and registered five tackles, two quarterback pressures, a stop for loss and a pass defended. Was suspended by the league for one contest. Missed two games, including the postseason contest while on the reserve/COVID-19 list. Spent the first seven weeks of the season on the team's practice squad. Tied for the team lead in passes defended once in 2020 (vs. IND). Made his NFL debut against Chicago (11/8/20). Made his first career NFL start on the defensive front at Green Bay (12/27/20).

- Against Chicago (11/8), saw action in his first NFL contest as a reserve at defensive tackle and tallied a quarterback pressure.
- Against Indianapolis (11/12), played as a reserve at defensive tackle and collected a pass defended. Tipped a pass intended for Nyheim Hines at the line of scrimmage in the second quarter.
- At Baltimore (11/22), saw action as a reserve at defensive tackle and notched a tackle.
- At Indianapolis (11/29), played as a reserve at defensive tackle and recorded a tackle and a quarterback pressure. Shot through the line and dropped Nyheim Hines for no gain on a rush off right tackle in the fourth quarter.
- Against Cleveland (12/6), saw action as a reserve at defensive tackle.
- At Jacksonville (12/13), was suspended by the league.
- Against Detroit (12/20), played as a reserve on the defensive front and produced a tackle for loss. Stuffed Matthew Stafford for a one-yard loss after a botched shotgun snap in the fourth quarter.
- At Green Bay (12/27), made his first career NFL start at defensive end and registered two tackles. Combined with Matt Dickerson to stop Aaron Jones for no gain on a rush off right guard in the third stanza.
- At Houston (1/3), missed the game while on reserve/COVID-19.
- Against Baltimore (1/10), missed the game while on reserve/COVID-19.

#### COLLEGE:

• Appeared in 23 games with 10 starts over two seasons at Florida International and totaled 51 tackles, 19.0 tackles for loss, 6.0 sacks, one pass defended, five quarterback pressures and two forced fumbles. Played at Ellsworth (Iowa) Community College in 2017 and ASA (N.Y.) College in 2016.

- As a senior (2019), appeared in 11 games and made eight starts. Tallied 32 tackles, a team-leading 12.0 tackles for loss, 2.0 sacks and one forced fumble.
- Against Old Dominion (11/2), amassed three tackles, three tackles for loss, 1.0 sack and one forced fumble.
- Against Marshall (11/30), recorded a career-high eight tackles and two tackles for loss.
- As a junior (2018), saw action in 12 games and made two starts. Posted 19 tackles, a team-high-tying seven tackles for loss, a team-leading 4.0 sacks, one pass defended and one forced fumble.
- Against Massachusetts (9/15), notched four tackles, two tackles for loss and 2.0 sacks.
- As a sophomore (2017), appeared in two games for Ellsworth (Iowa) Community College and tallied five tackles, two tackles for loss and 1.0 sack.
- As a freshman (2016), saw action in six games for ASA (N.Y.) College and amassed 12 tackles, 7.5 tackles for loss and 5.0 sacks.
- Graduated from Florida International in December 2019 with a degree in liberal studies.

#### PERSONAL:

- Attended West Philadelphia (Pa.) High School where he was a first team All-Public and second team Daily News All-City Selection in 2014.
- Played offensive and defensive line and helped guide his team to its first PIAA 3A title.
- Son of Louise and Gary Spencer.
- Follow Tart on Instagram @teair215 and on Twitter @speedboy\_te715.
- Born Teair Tart on Feb. 28, 1997 in Philadelphia, Pa.

## TEAIR TART'S DEFENSIVE GAME-BY-GAME

### 2020 Tennessee Titans

Date	Opp	W/L	P/S	Tot	Solo	Asst	Sk	- Yds	QBP	TFL	Int	Yds	-TD	PD	FF	FR	- Yds	SpT	
Sept 14	@ Den	W	PS																
Sept 20	Jax	W	PS																
Sept 27	@ Min	W	PS																
Oct 13	Buf	W	PS																
Oct 18	Hou	W	PS																
Oct 25	Pit	L	PS																
Nov 1	@ Cin	L	PS																
Nov 8	Chi	W	p	0	0	0	0.0	0.0	1	0	0	0	0	0	0	0	0	0	0
Nov 12	Ind	L	p	0	0	0	0.0	0.0	0	0	0	0	0	1	0	0	0	0	0
Nov 22	@ Bal	W	p	1	0	1	0.0	0.0	0	0	0	0	0	0	0	0	0	0	0
Nov 29	@ Ind	W	p	1	1	0	0.0	0.0	1	0	0	0	0	0	0	0	0	0	0

Dec 6	Cle	L	p	0	0	0	0.0	0.0	0	0	0	0	0	0	0	0	0	0	0
Dec 13	@ Jax	WSUS																	
Dec 20	Det	W	p	1	1	0	0.0	0.0	0	1	0	0	0	0	0	0	0	0	0
Dec 27	@ GB	L	S	2	0	2	0.0	0.0	0	0	0	0	0	0	0	0	0	0	0
Jan 3	@ Hou	W	R/C																
<b>Totals</b>				<b>11-5</b>	<b>7/1</b>	<b>5</b>	<b>2</b>	<b>3</b>	<b>0.0</b>	<b>0.0</b>	<b>2</b>	<b>1</b>	<b>0</b>	<b>0</b>	<b>0</b>	<b>1</b>	<b>0</b>	<b>0</b>	<b>0</b>
<b>Playoffs</b>																			
Jan 10	Bal	L	R/C																
<b>Totals</b>				<b>0-1</b>	<b>0/0</b>	<b>0</b>	<b>0</b>	<b>0</b>	<b>0.0</b>	<b>0.0</b>	<b>0</b>	<b>0</b>	<b>0</b>	<b>0</b>	<b>0</b>	<b>0</b>	<b>0</b>	<b>0</b>	<b>0</b>

## TEAIR TART'S NFL STATISTICS

### REGULAR SEASON

Year	Team	GP	GS	TACKLES					INTERCEPTIONS					FUMBLES					
				Tot	Solo	Asst	Sk	Yds	QBP	TFL	No	Yds	Lg	TD	PD	FF	FR	Yds	SpT
2020	Tennessee	7	1	5	2	3	0.0	0.0	2	1	0	0	0	0	1	0	0	0	0
<b>NFL Totals</b>		<b>7</b>	<b>1</b>	<b>5</b>	<b>2</b>	<b>3</b>	<b>0.0</b>	<b>0.0</b>	<b>2</b>	<b>1</b>	<b>0</b>	<b>0</b>	<b>0</b>	<b>0</b>	<b>1</b>	<b>0</b>	<b>0</b>	<b>0</b>	<b>0</b>

### PLAYOFFS

Year	Team	GP	GS	TACKLES					INTERCEPTIONS					FUMBLES					
				Tot	Solo	Asst	Sk	Yds	QBP	TFL	No	Yds	Lg	TD	PD	FF	FR	Yds	SpT
2020	Tennessee	0	0	0	0	0	0.0	0.0	0	0	0	0	0	0	0	0	0	0	0
<b>NFL Totals</b>		<b>0</b>	<b>0</b>	<b>0</b>	<b>0</b>	<b>0</b>	<b>0.0</b>	<b>0.0</b>	<b>0</b>	<b>0</b>	<b>0</b>	<b>0</b>	<b>0</b>	<b>0</b>	<b>0</b>	<b>0</b>	<b>0</b>	<b>0</b>	<b>0</b>

### Single-Game Highs

Tackles - **2 at Green Bay (12/27/20)**

Tackles For Loss - **1 vs. Detroit (12/20/20)**

Quarterback Pressures - **1 (Twice, last at Indianapolis 11/29/20)**

Passes Defensed - **1 vs. Indianapolis (11/12/20)**



# 24 KENNY VACCARO

SAFETY • 6'0" • 214 LBS • COLLEGE: TEXAS

ACQUIRED: FREE AGENT - 2018 • NFL EXPERIENCE (NFL/TITANS): 8/3

HOMETOWN: BROWNWOOD, TEXAS

GAMES PLAYED/GAMES STARTED: 110/109 (PLAYOFFS: 4/4)

**PRO:** The Titans signed free agent Kenny Vaccaro during the 2018 training camp after then-starter Johnathan Cyprien suffered a season-ending injury during practice, and re-signed him to a multi-year contract during the 2019 offseason. The former 2013 first-round pick arrived in Nashville after five years as a starter with the New Orleans Saints. In 97 career games with 96 starts during his first seven seasons, the University of Texas product totaled 656 tackles, 10 interceptions, 10.5 sacks, five forced fumbles and three fumble recoveries. The Brownwood, Texas, native has recorded three seasons with at least 100 tackles including 2019.

### CAREER HIGHLIGHTS:

- In 2019, he recorded his third season with at least 100 tackles. His 104 tackles in 2019 marked the third-best total of his career, and ranked fourth on the team. Vaccaro made his postseason debut in 2019 and started all three games where he totaled 19 tackles and one interception.
- Vaccaro posted an interception in his first game as a Titan in 2018.
- In 2017, he registered a career-best three interceptions while with New Orleans.
- In 2015, Vaccaro started all 16 games for the first time and set career-highs with 136 tackles, three sacks, two forced fumbles and his first career fumble recovery.
- In 2014, he posted his first season with at least 100 tackles (113).
- In 2013, Vaccaro was named to the PFWA All-Rookie team after collecting 93 tackles, a sack, an interception, six passes defended and a forced fumble.

### TITANS TIDBITS:

- Vaccaro traveled to Kenya during the 2016 offseason with former Texas and Saints teammate Alex Okafor and is involved in community and fundraising efforts to construct a school in the region.
- Vaccaro's uncle, A.J. Johnson, played for the Washington Redskins (1989-94), helping them to Super Bowl XXVI win before spending a season with the San Diego Chargers (1995).
- Vaccaro founded the Kenny Vaccaro Foundation to provide economically-challenged students with literacy and education resources so that they can achieve academic excellence, develop confident personal skills, and make positive decisions to avoid high risk behavior.

### CAREER TRANSACTIONS:

- The Brownwood, Texas, native was originally selected by the New Orleans Saints in the first round (15th overall) of the 2013 NFL Draft.
- Signed by the Titans as a free agent on Aug. 4, 2018.

### SEASON RECAPS:

**2020 (13/13, 1/1 - Tennessee):** Started 13 games at safety and finished fourth on the team with 83 tackles. Registered a sack, four quarterback pressures, six tackles for loss, five passes defended and a fumble recovery. Was inactive for three contests. Started the postseason contest at safety and notched nine tackles. Led or tied for the team lead in tackles twice in 2020 (vs. JAX, at IND). Tied for the team lead in passes defended three times in 2020 (at DEN, vs. JAX, vs. HOU). Tied for the team lead in sacks once in 2020 (vs. JAX). Tied for the team lead in quarterback pressures twice in 2020 (vs. JAX, at CIN).

- At Denver (9/14), started at safety and finished second on the squad with six tackles, including a stop for loss and a pass defended. Stuffed Melvin Gordon III for a two-yard loss on a short pass in the third quarter. Halted a Broncos' drive by breaking up a pass intended for Jerry Jeudy on third-and-14 in the third quarter. Stonewalled Royce Freeman for no gain on a rush off left tackle in the fourth quarter.

- Against Jacksonville (9/20), started at safety and tied for the team lead with 11 tackles, including a sack, two tackles for loss, two quarterback pressures and two passes defended. Defended a pass intended for Tyler Eifert in the end zone late in the second stanza. Sacked Gardner Minshew II for a four-yard loss in the final quarter. Broke up a pass intended for Eifert in the final stanza.
- At Minnesota (9/27), started at safety in his 100th career regular season game and registered five tackles.
- Against Buffalo (10/13), made his 100th regular season start at safety and tallied four tackles, including a stop for loss. Stonewalled Devin Singletary for a two-yard loss on a rush up the middle in the opening stanza.
- Against Houston (10/18), started at safety and produced eight tackles, a pass defended and a quarterback pressure. Halted a Texans' drive by breaking up a pass intended for Darren Fells on third-and-four in the first quarter. Combined with Jayon Brown to stuff Johnson for no gain on a rush up the middle in the fourth quarter.
- Against Pittsburgh (10/25), started at safety and registered four tackles.
- At Cincinnati (11/1), started at safety and posted four tackles and a quarterback pressure.
- Against Chicago (11/8), started at safety and tallied six tackles.
- Against Indianapolis (11/12), started at safety and collected eight tackles. Teamed with Kevin Byard to stuff Jonathan Taylor for no gain on a rush off left guard in the third quarter.
- At Baltimore (11/22), was inactive.
- At Indianapolis (11/29), started at safety and led the team with nine tackles.
- Against Cleveland (12/6), started at safety and tallied six tackles and a fumble recovery and a pass defended. Broke up a pass intended for Jarvis Landry in the opening stanza. Combined with Amani Hooker to stuff Kareem Hunt for no gain on a third-and-10 reception in the fourth quarter. Set up the Titans' final touchdown by scooping up a Baker Mayfield fumble and rumbling 53 yards to the Browns' 13-yard line late in the fourth quarter.
- At Jacksonville (12/13), was inactive.
- Against Detroit (12/20), was inactive.
- At Green Bay (12/27), returned to the lineup as a starter at safety and registered five tackles, including two stops for loss. Stuffed Tavon Austin for a one-yard loss on a short pass in the left flat in the first quarter. Stonewalled Aaron Jones for a three-yard loss on a rush off left end in the second stanza.
- At Houston (1/3), started at safety and notched seven tackles in the Titans' division-clinching victory.
- Against Baltimore (1/10), started at safety and posted nine tackles.

**2019 (16/16, 3/3 - Tennessee):** Started all 16 games at safety and ranked fourth on the team with 104 tackles. Also posted an interception, a sack, a quarterback pressure, a stop for loss, five passes defended and seven special teams stops. Started all three postseason contests and registered 19 tackles, an interception, a stop for loss and two passes defended. Led the team in tackles three times in 2019 (at CLE, vs. HOU, at HOU). Led the team in passes defended once in 2019 (vs. HOU). Tied for the team lead in sacks once in 2019 (vs. JAX). Led or tied for the team lead in special teams tackles four times in 2019 (at CLE, vs. LAC, vs. KC, at OAK).

- At Cleveland (9/8), started at safety and collected a team-best 13 tackles. Led the team with two special teams tackles on coverage units. Stonewalled Nick Chubb for a one-yard loss on a short pass in the third quarter.
- At Atlanta (9/29), started at safety and registered six tackles, including a stop for loss. Teamed with Jurrell Casey to stuff Devonta Freeman for a one-yard loss on a fourth-and-one rush in the second quarter.

- Against Tampa Bay (10/27), started at safety and tallied seven tackles and a pass defended. Ended a Tampa Bay drive by breaking up a third-and-seven pass intended for Cameron Brate in the first quarter. Halted a Buccaneers' drive by teaming with Jurrell Casey to stonewall Peyton Barber for a one-yard loss on a fourth-and-one rush up the middle late in the fourth quarter.
- Against Kansas City (11/10), started at safety and registered nine tackles and a pass defended. Broke up a deep pass intended for Tyreek Hill on the first play from scrimmage. Collected a special teams tackle on coverage units.
- Against Jacksonville (11/24), started at safety and notched six tackles, including a sack. Collected a special teams tackle on coverage units. Dropped Nick Foles for a six-yard sack in the fourth quarter.
- Against Houston (12/15), started at safety and led the team with 13 tackles and two passes defended, including an interception. Halted a potential Texans' scoring drive by intercepting a pass intended for Duke Johnson at the goalline in the first quarter. Broke up a pass intended for Darren Fells in the first quarter.
- At Houston (12/29), started at safety and led the team with nine tackles. Teamed with Harold Landry to stuff Taiwan Jones for no gain on a rush off right end in the third quarter.
- At New England (1/4), started at safety in his first career playoff contest and posted seven tackles, including a stop for loss and a pass defended. Shot through the line and stonewalled Sony Michel for a one-yard loss on a rush up the middle late in the first quarter. Combined with Logan Ryan to stop Michel for a two-yard loss on a rush off left end in the second quarter. Made a leaping deflection of a deep pass intended Mohamed Sanu Sr. in the second quarter.
- At Baltimore (1/11), started at safety and recorded seven tackles and an interception. Ended a potential Ravens' scoring drive by intercepting a Lamar Jackson pass intended for Miles Boykin on third-and-five late in the third quarter.
- At Kansas City (1/19), started at safety and registered five tackles.

**2018 (13/13 - Tennessee):** Started 13 games at safety in his first season with the Titans and collected 70 tackles, two sacks, an interception, three quarterback pressures, four tackles for loss and five passes defended. Was inactive for three games. Tied for the team lead in sacks twice in 2018 (at JAX, at HOU). Tied for the team lead in passes defended three times in 2018 (at MIA, vs. NYJ, vs. JAX). Tied for the team lead in quarterback pressures once in 2018 (vs. NYJ).

- At Miami (9/9), started at safety in his Titans debut and collected five tackles and an interception. Intercepted a Ryan Tannehill pass intended for Jakeem Grant on third-and-15 in the fourth quarter.
- Against Houston (9/16), started at safety and finished second on the squad with nine tackles.
- At Jacksonville (9/23), started at safety and posted six tackles, including a sack. Dropped Blake Bortles for a two-yard sack early in the final quarter.
- At Dallas (11/5), returned to the lineup as a starter at safety and posted eight tackles, including a stop for loss. Combined with Kamalei Correa to stop Ezekiel Elliott for a two-yard loss on a rush off left end in the first quarter.
- Against New England (11/11), started at safety and notched six tackles, including a stop for loss. Stonewalled James White for a three-yard loss on a short pass on the Patriots first play from scrimmage.
- At Indianapolis (11/18), started at safety and collected seven tackles, including a stop for loss. Stuffed Chester Rogers for a two-yard loss on a short pass in the fourth quarter.
- At Houston (11/26), started at safety and recorded eight tackles, including a sack. Dropped Deshaun Watson for a sack in the first quarter.
- Against Jacksonville (12/6), started at safety and amassed five tackles, including a stop for loss and two passes defended. Teamed with Jurrell Casey to stuff Leonard Fournette for no gain on a rush off right guard in the first stanza. Broke up a pass intended for Donte Moncrief in the third quarter.
- At N.Y. Giants (12/16), started at safety and collected a tackle before leaving the game early in the first quarter with an injury.
- Against Indianapolis (12/30), started at safety and registered nine tackles and a pass defended. Ended a Colts' drive by breaking up a third-and-two pass intended for T.Y. Hilton in the third quarter. Stonewalled Marlon Mack for no gain on a rush up the middle in the final stanza.

**2017 (12/12 - New Orleans):** Started 12 games at safety and notched 60 tackles (48 solo), three interceptions for 41 yards, two sacks, seven passes defended and a fumble recovery. Was inactive for two games. Placed on

injured reserve on Dec. 22.

- At Carolina (9/24), started at strong safety and had six tackles, a 30-yard interception return and two passes defended, including one tipped ball that was picked up by Marcus Williams for an interception.
- Against Detroit (10/15), started at strong safety and had four tackles, an interception, a career-high three passes defended and a fumble recovery in the end zone for his first career defensive touchdown.
- At Green Bay (10/22), started at strong safety and had four tackles (two solo), one fourth quarter interception to seal the victory and one pass defended for a defense that surrendered only 79 net yards passing.
- Against Chicago (10/29), started at strong safety and had a team-high nine tackles, a split sack and one pass defended on a fourth down play in the fourth quarter.
- Against Carolina (12/3), started at strong safety and had three solo tackles and one sack for a three-yard loss.

**2016 (11/11 - New Orleans):** Started 11 games and posted 80 tackles (56 solo), one sack, two interceptions, six passes defended, two forced fumbles, a fumble recovery and a special teams stop.

- Against Oakland (9/11), recorded seven tackles (six solo), including a stop for loss, a career-high two passes defended and one special teams stop.
- At N.Y. Giants (9/18), recorded 10 tackles (seven solo) and a forced fumble.
- At San Francisco (11/6), had team-high 11 tackles (eight solo), a forced fumble and a fumble recovery.
- Against Denver (11/13), had nine tackles (seven solo), one sack, one interception and two passes defended to tie a career-high.
- Against Los Angeles (11/27), recorded six tackles (four solo), one interception and one pass defended.

**2015 (16/16 - New Orleans):** Started all 16 games for first time and posted 136 tackles (87 solo), three sacks, five passes defended, two forced fumbles and his first career fumble recovery. Set career-highs in tackles, solo stops, sacks, forced fumbles and recoveries. One of five players on defense to start each game.

- At Indianapolis (10/25), posted seven tackles (six solo), his first sack of the season and a pass defended.
- At Houston (11/29), posted a career-high-tying, game-high and team-high 16 tackles, including a career-high 12 solo stops, one forced fumble and one pass defended.
- Against Carolina (12/6), recorded a team-high 15 tackles (seven solo) and made the first fumble recovery of his career.
- Against Jacksonville (12/27), started and had seven tackles (four solo), a career-high two sacks and picked off a two-point conversion attempt by Blake Bortles.

**2014 (15/14 - New Orleans):** Played in 15 games with 14 starts and ranked second on the team with 113 tackles (63 solo), one sack, two interceptions, five passes defended and two special teams stops. Was inactive for the season finale at Tampa Bay.

- At Cleveland (9/14), recorded team-high 11 tackles (seven solo).
- At Dallas (9/28), recorded six tackles (five solo) and a sack.
- At Detroit (10/19), registered 10 tackles, a 45-yard interception return and a pass defended.
- Against Green Bay (10/26), posted a career-high and team-best 16 tackles.
- At Pittsburgh (11/30), made six tackles (four solo), a second quarter interception of Ben Roethlisberger and one pass defended.

**2013 (14/14 - New Orleans):** Started all 14 games he appeared in, finishing with 93 tackles (60 solo), a sack, an interception, six passes defended, a forced fumble and three special teams stops. Suffered a season-ending ankle injury in week 16 that placed him on injured reserve on Dec. 25. Missed the Week 11 contest against San Francisco with an injury.

- Against Atlanta (9/8), started and appeared in his first NFL contest at nickel cornerback and posted seven tackles (five solo) and a pass defended that led to a game-clinching interception by Roman Harper in the season opener.
- Against Arizona (9/22), started at safety and recorded six stops (five solo) and an interception returned for 29 yards while also contributing a special teams tackle.
- At Chicago (10/6), totaled six solo tackles, a pass defended and first-career sack for a loss of eight yards.
- At Atlanta (11/21), earned a then career-high 10 stops (five solo) while

adding a pass defended.

- At Seattle (12/2), started and racked up seven tackles (five solo) and a forced fumble while also posting a special teams stop.

**COLLEGE:**

- Appeared in 51 games with 32 starts at Texas and totaled 264 tackles (162 solo), two sacks, 16 tackles for loss, five interceptions for 19 yards in returns, 21 passes defended, four forced fumbles, a fumble recovery, two blocked punts and 14 special teams tackles (10 solo).
- Earned first-team All-American honors as a senior and All-Big 12 first-team recognition from league coaches in his final two years. Played four different positions including both safety spots.
- As a senior (2012), started all 13 games at free safety as a team captain and totaled a team-leading and career-high 107 tackles (60 solo), including four stops for a loss, two interceptions for 19 yards in returns, five passes defended, two forced fumbles and one fumble recovery.
- As a junior (2011), started all 13 contests at strong safety and totaled 82 tackles (47 solo), two sacks for minus 16 yards, eight stops for a loss, eight passes defended and two interceptions. Helped Longhorns lead Big 12 and rank sixth in nation in rushing defense (92.2 ypg.) and 11th in total defense (306.1 ypg.).
- As a sophomore (2010), appeared in all 12 games on defense and special teams and finished fifth on the team with 56 tackles (42 solo), also adding four stops for minus 22 yards, eight passes defended, one interception and a forced fumble, also contributing five tackles (four solo) and a blocked punt on special teams. Helped Longhorns rank sixth in nation in total defense (300.2 ypg.) and pass defense (161.6 ypg.).
- As a freshman (2009), appeared in all 13 games on defense and special teams and recorded 19 tackles (13 solo), one forced fumble, nine special teams stops and one blocked punt.
- Majored in physical culture and sports studies at Texas.

**PERSONAL:**

- Attended Brownwood (Texas) High School before transferring to Early (Texas) High School for his senior campaign.
- Played six different positions while totaling 235 tackles and five interceptions in three years, also seeing action on offense at wide receiver and running back.
- Earned both All-State and All-District first-team honors at defensive back.
- Also played basketball for three years.
- His younger brother, Kevin, also played football at Texas.
- Vaccaro received the Jim Finks Good Guy Award in 2014 for his cooperation with the New Orleans media.
- Follow Vaccaro on Twitter at @KennyVaccaro4.
- Follow Vaccaro on Instagram at @kennyvaccaro.
- Born Kenneth Dwayne Vaccaro on Feb. 15, 1991 in Brownwood, Texas.

**KENNY VACCARO'S DEFENSIVE GAME-BY-GAME**

**2013 New Orleans Saints**

Date	Opp	W/L	P/S	Tot	Solo	Asst	Sk	- Yds	QBP	TFL	Int	- Yds	-TD	PD	FF	FR	- Yds	SpT		
Sept 8	Atl	W	S	7	5	2	0.0	0.0	NA	NA	0	0	0	1	0	0	0	NA		
Sept 15	@ TB	W	S	8	7	1	0.0	0.0	NA	NA	0	0	0	0	0	0	0	NA		
Sept 22	Ari	W	S	6	5	1	0.0	0.0	NA	NA	1	29	0	1	0	0	0	NA		
Sept 30	Mia	W	S	5	3	2	0.0	0.0	NA	NA	0	0	0	0	0	0	0	NA		
Oct 6	@ Chi	W	S	6	6	0	1.0	8.0	NA	NA	0	0	0	1	0	0	0	NA		
Oct 13	@ NE	L	S	8	4	4	0.0	0.0	NA	NA	0	0	0	0	0	0	0	NA		
Oct 27	Buf	W	S	5	3	2	0.0	0.0	NA	NA	0	0	0	1	0	0	0	NA		
Nov 3	@ NYJ	L	S	8	5	3	0.0	0.0	NA	NA	0	0	0	1	0	0	0	NA		
Nov 10	Dal	W	S	5	2	3	0.0	0.0	NA	NA	0	0	0	0	0	0	0	NA		
Nov 17	SF	W	IA																	
Nov 21	@ Atl	W	S	10	5	5	0.0	0.0	NA	NA	0	0	0	1	0	0	0	NA		
Dec 2	@ Sea	L	S	7	5	2	0.0	0.0	NA	NA	0	0	0	0	1	0	0	NA		
Dec 8	Car	W	S	8	5	3	0.0	0.0	NA	NA	0	0	0	0	0	0	0	NA		
Dec 15	@ StL	L	S	7	3	4	0.0	0.0	NA	NA	0	0	0	0	0	0	0	NA		
Dec 22	@ Car	L	S	3	2	1	0.0	0.0	NA	NA	0	0	0	0	0	0	0	NA		
Dec 29	TB																			
				Placed on injured reserve on Dec.25, 2013																
<b>Totals</b>				<b>10-5</b>	<b>14/14</b>	<b>93</b>	<b>60</b>	<b>33</b>	<b>1.0</b>	<b>8.0</b>	<b>NA</b>	<b>NA</b>	<b>1</b>	<b>29</b>	<b>0</b>	<b>6</b>	<b>1</b>	<b>0</b>	<b>0</b>	<b>3</b>

**2014 New Orleans Saints**

Date	Opp	W/L	P/S	Tot	Solo	Asst	Sk	- Yds	QBP	TFL	Int	- Yds	-TD	PD	FF	FR	- Yds	SpT		
Sept 7	@ Atl	L	S	8	6	2	0.0	0.0	NA	NA	0	0	0	0	0	0	0	0	NA	
Sept 14	@ Cle	L	S	11	7	4	0.0	0.0	NA	NA	0	0	0	0	0	0	0	0	NA	
Sept 21	Min	W	S	5	2	3	0.0	0.0	NA	NA	0	0	0	1	0	0	0	NA		
Sept 28	@ Dal	L	S	6	5	1	1.0	7.0	NA	NA	0	0	0	0	0	0	0	NA		
Oct 5	TB	W	S	10	7	3	0.0	0.0	NA	NA	0	0	0	1	0	0	0	NA		
Oct 19	@ Det	L	S	10	8	2	0.0	0.0	NA	NA	1	45	0	1	0	0	0	NA		
Oct 26	GB	W	S	16	8	8	0.0	0.0	NA	NA	0	0	0	0	0	0	0	NA		
Oct 30	@ Car	W	S	5	2	3	0.0	0.0	NA	NA	0	0	0	0	0	0	0	NA		
Nov 9	SF	L	S	7	2	5	0.0	0.0	NA	NA	0	0	0	0	0	0	0	NA		
Nov 16	Cin	L	S	4	3	1	0.0	0.0	NA	NA	0	0	0	0	0	0	0	NA		
Nov 24	Bal	L	S	8	5	3	0.0	0.0	NA	NA	0	0	0	0	0	0	0	NA		
Nov 30	@ Pit	W	S	6	4	2	0.0	0.0	NA	NA	1	0	0	1	0	0	0	NA		
Dec 7	Car	L	S	8	4	4	0.0	0.0	NA	NA	0	0	0	0	0	0	0	NA		
Dec 15	@ Chi	W	p	5	4	1	0.0	0.0	NA	NA	0	0	0	0	0	0	0	NA		
Dec 21	Atl	L	S	4	2	2	0.0	0.0	NA	NA	0	0	0	0	0	0	0	NA		
Dec 28	@ TB	W	IA																	
<b>Totals</b>				<b>7-9</b>	<b>15/14</b>	<b>113</b>	<b>63</b>	<b>50</b>	<b>1.0</b>	<b>7.0</b>	<b>NA</b>	<b>NA</b>	<b>2</b>	<b>45</b>	<b>0</b>	<b>4</b>	<b>0</b>	<b>0</b>	<b>0</b>	<b>2</b>





## KENNY VACCARO'S NFL STATISTICS

REGULAR SEASON				TACKLES							INTERCEPTIONS					FUMBLES			
Year	Team	GP	GS	Tot	Solo	Asst	Sk	Yds	QBP	TFL	No	Yds	Lg	TD	PD	FF	FR	Yds	SpT
2013	New Orleans	14	14	93	60	33	1.0	8.0	NA	NA	1	29	29	0	6	1	0	0	3
2014	New Orleans	15	14	113	63	50	1.0	7.0	NA	NA	2	45	45	0	5	0	0	0	2
2015	New Orleans	16	16	136	87	49	3.0	36.0	NA	NA	0	0	0	0	5	2	1	0	0
2016	New Orleans	11	11	80	56	24	1.0	1.0	NA	NA	2	30	30	0	6	2	1	0	1
2017	New Orleans	12	12	60	48	12	1.5	7.5	NA	NA	3	41	30	0	7	0	1	0	0
2018	Tennessee	13	13	70	45	25	2.0	2.0	3	4	1	0	0	0	5	0	0	0	0
2019	Tennessee	16	16	104	62	42	1.0	6.0	1	1	1	2	2	0	5	0	0	0	7
2020	Tennessee	13	13	83	62	21	1.0	4.0	4	6	0	0	0	0	5	0	1	53	0
<b>NFL Totals</b>		<b>110</b>	<b>109</b>	<b>739</b>	<b>483</b>	<b>256</b>	<b>11.5</b>	<b>71.5</b>	<b>8</b>	<b>11</b>	<b>10</b>	<b>147</b>	<b>45</b>	<b>0</b>	<b>44</b>	<b>5</b>	<b>4</b>	<b>61</b>	<b>13</b>

PLAYOFFS				TACKLES							INTERCEPTIONS					FUMBLES			
Year	Team	GP	GS	Tot	Solo	Asst	Sk	Yds	QBP	TFL	No	Yds	Lg	TD	PD	FF	FR	Yds	SpT
2013	New Orleans	0	0	0	0	0	0.0	0.0	NA	NA	0	0	0	0	0	0	0	0	0
2017	New Orleans	0	0	0	0	0	0.0	0.0	NA	NA	0	0	0	0	0	0	0	0	0
2019	Tennessee	3	3	19	11	8	0.0	0.0	0	1	1	3	3	0	2	0	0	0	0
2020	Tennessee	1	1	9	6	3	0.0	0.0	0	0	0	0	0	0	0	0	0	0	0
<b>Playoff Totals</b>		<b>4</b>	<b>4</b>	<b>28</b>	<b>17</b>	<b>11</b>	<b>0.0</b>	<b>0.0</b>	<b>0</b>	<b>1</b>	<b>1</b>	<b>3</b>	<b>45</b>	<b>0</b>	<b>2</b>	<b>0</b>	<b>0</b>	<b>0</b>	<b>0</b>

### Single-Game Highs

Tackles - 16 (Twice, last at Houston 11/29/15)  
 Interceptions - 1 (10 times, last vs. Houston 12/15/19)  
 Interception Long - 45 at Detroit (10/19/14)  
 Sacks - 2 vs. Jacksonville (12/27/15)  
 Passes Defensed - 3 vs. Detroit (10/15/17)  
 Forced Fumble - 1 (Five times, last at San Francisco 11/6/16)  
 Fumble Recovery - **1 (Four times, last vs. Cleveland 12/6/20)**  
 Special Teams Tackles - 2 (Twice, last at Cleveland (9/8/19)

### Playoff Single-Game Highs

Tackles - **9 vs. Baltimore (1/10/21)**  
 Interceptions - 1 at Baltimore (1/11/20)  
 Passes Defensed - 1 (Twice, last at Baltimore 1/11/20)  
 Tackles For Loss - 1 at New England (1/4/20)

### Additional Statistics

Touchdowns - 1, fumble recovery in the end zone vs. Detroit (10/15/17)




**15 NICK WESTBROOK-IKHINE**

WIDE RECEIVER • 6'2" • 211 LBS • COLLEGE: INDIANA  
 ACQUIRED: FREE AGENT - 2020 • NFL EXPERIENCE (NFL/TITANS): ROOKIE  
 HOMETOWN: LAKE MARY, FLA.  
 GAMES PLAYED/GAMES STARTED: 14/1 (PLAYOFFS: 1/0)

**PRO:** The Titans signed Nick Westbrook-Ikhine as a rookie free agent following the 2020 NFL Draft. The 6-foot-2-inch, 211-pounder appeared in 52 games with 36 starts and totaled 144 receptions for 2,226 yards with 16 touchdowns over four seasons at Indiana. The Lake Mary, Fla., native ranked sixth in school history in catches, seventh in yardage and touchdowns, and tied for seventh in 100-yard receiving games (six), and became the seventh Hoosier to reach 125 receptions and 2,000 yards.

**CAREER TRANSACTIONS:**

- The Lake Mary, Fla., native was signed by the Titans as a rookie free agent on May 7, 2020.
- Waived by the Titans on Sept. 5, 2020 and signed to the practice squad a day later.
- Activated from the practice squad to the active roster standard elevation on Sept. 14, 2020.
- Signed by the Titans from the practice squad to the active roster on Sept. 16, 2020.

**SEASON RECAPS:**

**2020 (14/1, 1/0):** Appeared in 14 games with one start at wide receiver as a rookie and caught three passes for 33 yards. Collected two special teams tackles on coverage units. Was inactive for two games. Saw action as a reserve in the postseason contest and caught two passes for 17 yards and led the team with a special teams tackle. Led or tied for the team lead in special teams tackles twice in 2020 (at HOU, vs. BAL). Made his NFL debut against Jacksonville (9/20/20). Made his first career start against Houston (10/18/20).

- At Denver (9/14), was inactive.
- Against Jacksonville (9/20), played as a reserve on special teams and at wide receiver in his first NFL contest.
- At Minnesota (9/27), saw action as a reserve at wide receiver and on special teams.
- Against Buffalo (10/13), played significant snaps as a reserve at wide receiver and notched his first career NFL reception for seven yards.
- Against Houston (10/18), made his first career start at wide receiver and hauled in a two-point conversion in the fourth quarter. Increased the Titans' lead to 29-23 with a two-point conversion grab in the back of the endzone in the fourth quarter.
- Against Pittsburgh (10/25), played as a reserve on special teams.
- At Cincinnati (11/1), saw action as a reserve on special teams and limited snaps at wide receiver.
- Against Chicago (11/8), played as a reserve on special teams and at wide receiver.
- Against Indianapolis (11/12), saw action as a reserve at wide receiver and on special teams.
- At Baltimore (11/22), played as a reserve on special teams and caught one pass from Logan Woodside for seven yards on a fake punt in the second quarter.
- At Indianapolis (11/29), saw action as a reserve on special teams.
- Against Cleveland (12/6), was inactive.
- At Jacksonville (12/13), saw action as a reserve at wide receiver and on special teams.
- Against Detroit (12/20), played as a reserve on special teams. Notched a tackle on defense and a special teams stop on coverage units. Raced down the field as a gunner and stonewalled Jamal Agnew for a one-yard loss on a punt return in the third quarter. Sniffed out a fake punt and stuffed C.J. Moore one yard short of the first down in the fourth quarter.
- At Green Bay (12/27), saw action as a reserve at wide receiver and on special teams. Hauled in one pass for 19 yards.

- At Houston (1/3), played as a reserve at wide receiver and on special teams in the Titans' division-clinching victory. Notched a special teams tackle on coverage units.
- Against Baltimore (1/10), saw action as a reserve at wide receiver and caught two passes for 17 yards in his postseason debut. Registered a special teams tackle on coverage units.

**COLLEGE:**

- Appeared 52 games with 36 starts and totaled 144 receptions for 2,226 yards with 16 touchdowns over four seasons at Indiana. Ranked sixth in school history in catches, seventh in yardage and touchdowns, and tied for seventh in 100-yard receiving games (six). Became the seventh Hoosier to reach 125 receptions and 2,000 yards.
- As a senior (2019), appeared in all 13 games and made 12 starts. Caught 42 passes for 572 yards and a team-high five touchdowns. Named as a William V. Campbell Trophy semifinalist.
- Against Ball State (8/31), made three receptions for 103 yards including a 75-yard touchdown.
- As a redshirt junior (2018), started all 12 games and made 42 catches for a team-leading 590 yards and four touchdowns. Named to the Biletnikoff Award Watch List.
- At Ohio State (10/6), caught five passes for 109 yards and one touchdown.
- As a junior (2017), received a medical redshirt after suffering a season-ending injury in the season opener.
- As a sophomore (2016), saw action in all 13 games and made 12 starts. Made 54 receptions for 995 yards and six touchdowns, all of which were career-high marks. His 995 yards led the team and ranked seventh on Indiana's single-season list.
- At Northwestern (10/22), made 10 catches for 126 yards and added a three-yard rushing touchdown.
- As a freshman (2015), appeared in all 13 games and made six receptions for 69 yards and one touchdown.
- Graduated in December 2019 with a business marketing degree from Indiana.

**PERSONAL:**

- Attended Lake Mary (Fla.) High School where he was named first team all-state, all-district and All-Central Florida as a senior after he recorded 84 receptions for 1,853 yards and 21 touchdowns.
- Caught 52 passes for 826 yards and 13 scores as a junior.
- Also lettered in track and field and lacrosse.
- Son of Amy and Jeff Nickel.
- Follow Westbrook-Ikhine on Twitter @nick\_west15 and on Instagram @nickwestbrook15.
- Born Nicholas Westbrook-Ikhine on March 21, 1997 in Lake Mary, Fla.

## NICK WESTBROOK-IKHINE'S GAME-BY-GAME

2020 Tennessee Titans				RECEIVING															
Date	Opp.	W/L	P/S	No	Yds	Avg	Lg	TD											
Sept 14	@ Den	W	IA						Dec 6	Cle	L	IA							
Sept 20	Jax	W	p	0	0	-	0	0	Dec 13	@ Jax	W	p	0	0	-	0	0		
Sept 27	@ Min	W	p	0	0	-	0	0	Dec 20	Det	W	p	0	0	-	0	0		
Oct 13	Buf	W	p	1	7	7.0	7	0	Dec 27	@ GB	L	p	1	19	19.0	19	0		
Oct 18	Hou	W	S	0	0	-	0	0	Jan 3	@ Hou	W	p	0	0	-	0	0		
Oct 25	Pit	L	p	0	0	-	0	0	<b>Totals</b>				11-5	14/1	3	33	11.0	19	0
Nov 1	@ Cin	L	p	0	0	-	0	0	<b>Playoffs</b>										
Nov 8	Chi	W	p	0	0	-	0	0	Jan 10	Bal	L	p	2	17	8.5	12	0		
Nov 12	Ind	L	p	0	0	-	0	0	<b>Totals</b>				0-1	1/0	2	17	8.5	12	0
Nov 22	@ Bal	W	p	1	7	7.0	7	0											
Nov 29	@ Ind	W	p	0	0	-	0	0											

## NICK WESTBROOK-IKHINE'S NFL STATISTICS

REGULAR SEASON				RECEIVING						RUSHING				
Year	Team	GP	GS	No	Yds	Avg	Lg	TD	Att	Yds	Avg	Lg	TD	
2020	Tennessee	14	1	3	33	11.0	19	0	0	0	-	0	0	
<b>NFL Totals</b>		<b>14</b>	<b>1</b>	<b>3</b>	<b>33</b>	<b>11.0</b>	<b>19</b>	<b>0</b>	<b>0</b>	<b>0</b>	<b>-</b>	<b>0</b>	<b>0</b>	

PLAYOFFS				RECEIVING						RUSHING				
Year	Team	GP	GS	No	Yds	Avg	Lg	TD	Att	Yds	Avg	Lg	TD	
2020	Tennessee	1	0	2	17	8.5	12	0	0	0	-	0	0	
<b>NFL Totals</b>		<b>1</b>	<b>0</b>	<b>2</b>	<b>17</b>	<b>8.5</b>	<b>12</b>	<b>0</b>	<b>0</b>	<b>0</b>	<b>-</b>	<b>0</b>	<b>0</b>	

### Single-Game Highs

Receptions - **1** (Three times, last at Green Bay 12/27/20)  
 Receiving Yards - **19** at Green Bay (12/27/20)  
 Long Reception - **19** at Green Bay (12/27/20)

### Additional Career Statistics

Tackles - **1** (2020)  
 Special Teams Tackles - **2** (2020)  
 Misc. Tackles - **1** (2020)  
 Two-Point Conversions - **1** reception (2020)

### Playoff Single-Game Highs

Receptions - **2** vs. Baltimore (1/10/21)  
 Receiving Yards - **17** vs. Baltimore (1/10/21)  
 Long Reception - **12** vs. Baltimore (1/10/21)

### Additional Career Playoff Statistics

Special Teams Tackles - **1** (2020)



# 79 ISAIAH WILSON

OFFENSIVE LINEMAN • 6'6" • 350 LBS • COLLEGE: GEORGIA  
ACQUIRED: 1ST ROUND - 2020 • NFL EXPERIENCE (NFL/TITANS): ROOKIE  
HOMETOWN: BROOKLYN, N.Y.  
GAMES PLAYED/GAMES STARTED: 1/0 (PLAYOFFS: 0/0)

**PRO:** The Titans used their first pick (29th overall) in the 2020 NFL Draft on massive Georgia offensive lineman Isaiah Wilson with the expectation that he would compete for playing time at right tackle as a rookie. The 6-foot-6-inch, 350-pounder brings athleticism to the position in addition to his imposing size. A native of Brooklyn, N.Y., he declared for the NFL Draft despite having two years of eligibility remaining at Georgia. Following a redshirt season, he started 24 total games for the Bulldogs from 2018 to 2019.

### TITANS TIDBITS:

- Wilson enjoys watching cartoons, and he has a particular fondness for "SpongeBob SquarePants." "I can really dissect it deeply and learn a lot from it," he says.
- Wilson is comfortable working in the kitchen, dishing out everything from French toast to mac and cheese and collared greens to his family. He was employed at a summer camp for three summers in high school, spending much of that time in the camp kitchen.
- One of his rituals is eating an ice cream sundae the night before every game.
- Wilson welcomed the opportunity to begin his career in Music City. He listens to a diverse range of music, listing Travis Scott, Brantley Gilbert, Aretha Franklin and Mötley Crüe as a sampling of his many favorites.
- Prior to being drafted by the Titans, Wilson, a video game enthusiast, would choose the Titans when he played Madden NFL because of Derrick Henry. "You can't stop him," Wilson says.

### CAREER TRANSACTIONS:

- The Brooklyn, N.Y., native was selected by the Titans in the first round (29th overall) of the 2020 NFL Draft.

### SEASON RECAPS:

**2020 (1/0):** Saw action as a reserve in one contest as a rookie. Missed four games on the reserve/COVID-19 list. Was inactive for five games and did not play in another contest. Was suspended by the team for one game. Placed on the reserve/non-football illness list on Dec. 9 and missed the final four regular season games and the postseason contest. Played in his first career NFL contest at Indianapolis (11/29/20).

- Against Houston (10/18), was inactive.
- Against Pittsburgh (10/25), was inactive.
- At Cincinnati (11/1), was inactive.
- Against Chicago (11/8), was inactive.
- Against Indianapolis (11/12), was inactive.
- At Baltimore (11/22), suited up but did not play.
- At Indianapolis (11/29), made his NFL debut as a reserve at right tackle late in the game.
- Against Cleveland (12/6), was suspended by the club.

### COLLEGE:

- After redshirting in 2017, Wilson played two seasons at Georgia (2018-19), appearing in 25 total games with 24 starts. All of his starts came at right tackle. The Bulldogs finished 11-3 in 2018 and 12-2 in 2019 in his two playing seasons in Athens.

**AS A SOPHOMORE (2019),** appeared in 11 games with 10 starts at right tackle. He was named second-team Associated Press All-SEC and was the co-winner of Offensive "Up Front" Award.

- Played every offensive snap against Kentucky, Florida, Auburn and Texas A&M, and played over 95 percent of offensive snaps in three others

(Vanderbilt, Tennessee, Missouri). Missed Murray State and Arkansas games due to injury.

**AS A REDSHIRT FRESHMAN (2018),** named to the Football Writers Association of America Freshman All-America Team and the 2018 Coaches Freshman All-SEC Team. He started at right tackle in all 14 games.

- Played on 95 percent of Georgia's offensive snaps during the Bulldogs' eight SEC games, including every snap in the last four conference games.
- Co-winner of the team's Offensive Most Improved Player Award.

**AS A TRUE FRESHMAN (2017),** redshirted.

- Majored in psychology with a minor in religion at Georgia.

### PERSONAL:

- Splits time between Nashville and Brooklyn, N.Y.
- Attended Poly Prep Country Day School (Brooklyn, N.Y.), where he earned Parade All-America honorable mention. His honors also included American Family Insurance 2016 USA Today All-USA Second-Team Offense, New York City's Mr. Football Award by the National Football Foundation, New York State Sports Writers Association 2016 Class AA Player of the Year Award and Class AA All-State First-Team Offense.
- He was named a five-star prospect by PrepStar Magazine, ESPN.com, Rivals and 247Sports. Nationally, he was PrepStar's second-ranked prospect, ESPN's second-ranked tackle, Rivals' 17th-ranked prospect (No. 1 in New York), 247Sports' 16th-ranked prospect (No. 1 in New York).
- In 2016, played a limited number of plays at quarterback in a wildcat offense and scored three touchdowns on 20 yards in one game.
- Received NYSSWA 2015 Class AA All-State First Team Offense honors in his junior year.
- Also wrestled and played lacrosse in high school.
- Son of Merrell and Sharese Wilson.
- Has one dog, a Yorkie named Jax.
- Follow Wilson on Twitter at @\_LayZay\_.
- Follow Wilson on Instagram at @7ninee.
- List of favorites includes (TV show) "Criminal Minds" and (movie) "2 Fast 2 Furious."
- Born Isaiah Terrell Wilson on Feb. 12, 1999 in Brooklyn, N.Y.

## ISAIAH WILSON'S COLLEGE STATISTICS

### REGULAR SEASON

Year	Team	GP	GS
2017	Georgia	Redshirted	
2018	Georgia	14	14
2019	Georgia	11	10
<b>College Totals</b>		<b>25</b>	<b>24</b>

#### Starts Breakdown:

2018 - RT 14; 2019 - RT 10

## ISAIAH WILSON'S NFL STATISTICS

### REGULAR SEASON

Year	Team	GP	GS
2020	Tennessee	1	0
<b>NFL Totals</b>		<b>1</b>	<b>0</b>

#### Starts Breakdown:

2020 -

#### Additional Career Statistics

Misc. Tackles -



**5** **LOGAN**  
**WOODSIDE**

**QUARTERBACK • 6'1" • 213 LBS • COLLEGE: TOLEDO**  
**ACQUIRED: FREE AGENT - 2018 • NFL EXPERIENCE (NFL/TITANS): 1/1**  
**HOMETOWN: FRANKFORT, KY.**  
**GAMES PLAYED/GAMES STARTED: 6/0 (PLAYOFFS: 0/0)**

**PRO:** Quarterback Logan Woodside spent the first three weeks of the 2018 season with the Titans on the practice squad, and he re-signed with the club during the 2019 offseason following a stint with the Alliance of American Football League's San Antonio Commanders. The 6-foot-1 inch, 213-pounder was originally drafted by the Cincinnati Bengals in the seventh round (249th overall) of the 2018 NFL Draft. A native of Frankfort, Ky., he established program records at Toledo in passing yards (10,514), touchdowns (93), passing efficiency (162.87) and 300-yard games (17) during a four-year career. His 93 touchdown passes ranks fifth all-time in MAC history.

**CAREER HIGHLIGHTS:**

- Holds Toledo's records for passing yards (10,514), touchdowns (93), passing efficiency (162.87) and 300-yard games (17). Tied for fourth in completion percentage (65.1%).
- As a senior (2017), Woodside was named MAC Offensive Player of the Year and first-team All-MAC. He led the MAC in completion percentage (64.2), passing efficiency (162.2), touchdown passes (28), yards per completion (14.7) and yards per attempts (9.45).

**TITANS TIDBITS:**

- In his free time, he enjoys playing golf and fishing in his home state of Kentucky.
- His hometown of Frankfort, Ky., is a three-hour drive from Nashville.
- During the 2019 offseason, Woodside played for the Alliance of American Football League's San Antonio Commanders. In seven AAF games, he completed 116 of 201 passes for 1,385 yards and seven touchdowns.

**CAREER TRANSACTIONS:**

- The Frankfort, Ky., native was originally selected by the Cincinnati Bengals in the seventh round (249th overall) of the 2018 NFL Draft.
- Waived by the Bengals on Sept. 1, 2018.
- Signed by the Titans to the practice squad on Sept. 3, 2018.
- Released by the Titans from the practice squad on Sept. 25, 2018.
- Re-signed by the Titans on April 8, 2019.
- Waived by the Titans on Aug. 31, 2019, and signed to the team's practice squad a day later.
- Placed on practice squad injured on Sept. 12, 2019.
- Signed by the Titans to a future's contract on Jan. 20, 2020.

**SEASON RECAPS:**

**2020 (6/0, 0/0):** Saw action as a reserve at quarterback in six games and completed one of three passes for seven yards. Rushed seven times for 10 yards. Did not play as the backup quarterback in 10 regular season games and the postseason contest. Appeared in his first career NFL contest against Indianapolis (11/12/20).

- At Denver (9/14), did not play as the backup quarterback.
- Against Jacksonville (9/20), did not play as the backup quarterback.
- At Minnesota (9/27), did not play as the backup quarterback.
- Against Buffalo (10/13), did not play as the backup quarterback.
- Against Houston (10/18), did not see action as the backup quarterback.
- Against Pittsburgh (10/25), did not play as the backup quarterback.
- At Cincinnati (11/1), did not play as the backup quarterback.
- Against Chicago (11/8), did not play as the backup quarterback.
- Against Indianapolis (11/12), made his NFL debut as a reserve late in the fourth quarter but did not attempt a pass.
- At Baltimore (11/22), completed his first career pass on a fake punt with a seven-yard connection to Nick Westbrook-Ikhine in the second quarter.
- At Indianapolis (11/29), entered the game as a reserve for the final series

and kneeled three times for minus five yards.

- Against Cleveland (12/6), did not play as the backup quarterback.
- At Jacksonville (12/13), entered the game at quarterback for the final drive and rushed once for 18 yards on a third-and-one bootleg.
- Against Detroit (12/20), played as a reserve for the final series and kneeled three times for minus three yards.
- At Green Bay (12/27), entered the game for the final drive of the game and attempted two passes.
- At Houston (1/3), did not play as the backup quarterback.
- Against Baltimore (1/10), did not play as the backup quarterback.

**2019 (0/0, 0/0):** Began the season on the practice squad and was placed on the practice squad injured list in Week 1.

**COLLEGE:**

- Appeared in 43 games over four seasons at Toledo and set program records for passing yards (10,514), touchdowns (93), passing efficiency (162.87) and 300-yard games (17). Woodside ranks fifth all-time in MAC history with 93 touchdown passes. Completed 759 of 1,166 passes for 10,514 yards and 93 touchdowns, averaging 244.5 yards per game, and also carried the ball 146 times for 88 yards and four touchdowns. Went 29-9 as a starter over four seasons.
- As a senior (2017), appeared in 14 contests and completed 264 of 411 passes for 3,882 yards with 28 touchdowns and eight interceptions. Led the MAC in completion percentage (64.2), passing efficiency (162.2), touchdowns (28), passing yards (3,882), yards per completion (14.7), and yards per attempt (9.45). Named MAC Offensive Player of the Year, earned Vern Smith Leadership Award (MAC MVP), first-team All-MAC, and named MAC West Offensive Player of the Week three times. Also named official contender for the Heisman Trophy by the Heisman Trophy Trust. Had six 300-yard passing games as a senior, including one 400-yard game against Tulsa (9/16).
- As a junior (2016), saw action in 13 games and was a first-team All-MAC selection. Completed 289 of 418 passes for 4,129 yards with 45 touchdowns and nine interceptions. His 45 touchdowns led the nation and broke the previous Toledo record of 29. Led the MAC and ranked sixth in the nation in passing yards per game (317.6), second in the MAC and fourth in the nation in completion percentage (69.1%) and threw at least three touchdown passes in 12 of 13 games. Named a Heisman Trophy contender by the Heisman Trophy Trust.
- Redshirted in 2015 and retained junior eligibility.
- As a sophomore (2014), appeared in 12 contests and completed 185 of 296 passes for 2,263 yards with 19 touchdowns and eight interceptions. Ranked fourth in the MAC in passing efficiency (142.5) and completion percentage (62.5%).
- As a freshman (2013), played in four games with one start as a true freshman. Completed 21 of 41 attempts for 240 yards and one touchdown.
- Graduated from Toledo in 2016 with a degree in marketing.

**PERSONAL:**

- Attended Franklin County (Ky.) High School and earned first-team all-state honors from MaxPreps as a senior.
- As a senior, completed 138 of 212 passes for 2,951 yards and a school record 41 touchdowns. Led his school to a 12-1 record and advanced to the third round of state playoffs. Rushed for 428 yards and nine touchdowns, and added 65.5 tackles, five interceptions and 13 passes defended on defense.
- As a junior, threw for 2,560 yards and 29 touchdowns. Rushed for 417 yards and seven touchdowns.

- Son of Jason Woodside and Emily Cleveland.
- Has one step-brother, Tyler Cleveland.
- Born Logan Miles Woodside on Jan. 27, 1995 in Frankfort, Ky.

## LOGAN WOODSIDE'S GAME-BY-GAME CONT.

2020 Tennessee Titans				PASSING											RUSHING					COMBINED RUSH + PASS	
Date	Opp	W/L	P/S	Att	Cmp	Pct	Yds	Yds/Att	TD	Int	Lg	Sk	Lst	Rating	Att	Yds	Avg	Lg	TD	Yards	Touchdowns
Sept 14	@ Den	W	DNP																		
Sept 20	Jax	W	DNP																		
Sept 27	@ Min	W	DNP																		
Oct 13	Buf	W	DNP																		
Oct 18	Hou	W	DNP																		
Oct 25	Pit	L	DNP																		
Nov 1	@ Cin	L	DNP																		
Nov 8	Chi	W	DNP																		
Nov 12	Ind	L	p	0	0	-	0	-	0	0	0	0	0	-	0	0	-	0	0	0	0
Nov 22	@ Bal	W	p	1	1	100.0	7	7.0	0	0	7	0	0	95.8	0	0	-	0	0	7	7
Nov 29	@ Ind	W	p	0	0	-	0	-	0	0	0	0	0	-	3	-5	-1.7	-1	0	-5	-5
Dec 6	Cle	L	DNP																		
Dec 13	@ Jax	W	p	0	0	-	0	-	0	0	0	0	0	-	1	18	18.0	18	0	18	18
Dec 20	Det	W	p	0	0	-	0	-	0	0	0	0	0	-	3	-3	-1.0	-1	0	-3	-3
Dec 27	@ GB	L	p	2	0	0.0	0	0.0	0	0	0	0	0	39.6	0	0	-	0	0	0	0
Jan 3	@ Hou	W	DNP																		
<b>Totals</b>		<b>11-5</b>	<b>6/0</b>	<b>3</b>	<b>1</b>	<b>33.3</b>	<b>7</b>	<b>2.3</b>	<b>0</b>	<b>0</b>	<b>7</b>	<b>0</b>	<b>0</b>	<b>42.4</b>	<b>7</b>	<b>10</b>	<b>1.4</b>	<b>18</b>	<b>0</b>	<b>17</b>	<b>17</b>
<b>Playoffs</b>																					
Jan 10	Bal	L	DNP																		
<b>Totals</b>		<b>0-1</b>	<b>0/0</b>	<b>0</b>	<b>0</b>	<b>0.0</b>	<b>0</b>	<b>0.0</b>	<b>0</b>	<b>0</b>	<b>0</b>	<b>0</b>	<b>0</b>	<b>0.0</b>	<b>0</b>	<b>0</b>	<b>0.0</b>	<b>0</b>	<b>0</b>	<b>0</b>	<b>0</b>

## LOGAN WOODSIDE'S NFL STATISTICS

REGULAR SEASON			PASSING											RUSHING				
Year	Team	GP/GS	Att	Cmp	Pct	Yds	Yd/Att	TD	INT	Lg	Sk	Yds	Rat	Att	Yds	Avg	Lg	TD
2020	TEN	6/0	3	1	33.3	7	2.3	0	0	7	0	0	42.4	7	10	1.4	18	0
<b>NFL Totals</b>		<b>6/0</b>	<b>3</b>	<b>1</b>	<b>33.3</b>	<b>7</b>	<b>2.3</b>	<b>0</b>	<b>0</b>	<b>7</b>	<b>0</b>	<b>0</b>	<b>42.4</b>	<b>7</b>	<b>10</b>	<b>1.4</b>	<b>18</b>	<b>0</b>

PLAYOFFS			PASSING											RUSHING				
Year	Team	GP/GS	Att	Cmp	Pct	Yds	Yd/Att	TD	INT	Lg	Sk	Yds	Rat	Att	Yds	Avg	Lg	TD
2020	TEN	0/0	0	0	0.0	0	0.0	0	0	0	0	0	0.0	0	0	-	0	0
<b>NFL Totals</b>		<b>0/0</b>	<b>0</b>	<b>0</b>	<b>0.0</b>	<b>0</b>	<b>0.0</b>	<b>0</b>	<b>0</b>	<b>0</b>	<b>0</b>	<b>0</b>	<b>0.0</b>	<b>0</b>	<b>0</b>	<b>-</b>	<b>0</b>	<b>0</b>

### Single-Game Highs

Attempts - **2 at Green Bay (12/27/20)**

Completions - **1 at Baltimore (11/22/20)**

Passing Yards - **7 at Baltimore (11/22/20)**

Touchdown Passes -

Long Completion - **7 at Baltimore (11/22/20)**

Completion Percentage -

Passer Rating -

Rushes - **3 (Twice, last vs. Detroit 12/20/20)**

Rushing Yards - **18 at Jacksonville (12/13/20)**

Long Rush - **18 at Jacksonville (12/13/20)**





TENNESSEE  
**TITANS**

**UPDATED RECORDS**

## ALL-PRO AND PRO BOWL LEADERS

### Most Associated Press All-Pro Seasons

Bruce Matthews, 7  
 Tony Banfield, 3  
 Charlie Hennigan, 3  
 Al Jamison, 3  
 Bob Talamini, 3  
 George Webster, 3  
 Robert Brazile, 2  
 Miller Farr, 2  
 Don Floyd, 2  
 Leon Gray, 2  
 Mike Munchak, 2

### Most Pro Bowl Seasons

(AFL All-Star Game 1962-70; AFC-NFC Pro Bowl 1971-present)

Bruce Matthews, 14  
 Mike Munchak, 9  
 Elvin Bethea, 8  
 Robert Brazile, 7  
 Warren Moon, 6  
 Bob Talamini, 6  
 Earl Campbell, 5  
 Jurrell Casey, 5  
 Ray Childress, 5  
 Charlie Hennigan, 5  
 Ken Houston, 5  
 Blaine Bishop, 4  
 Curley Culp, 4  
 Eddie George, 4  
 Tony Banfield, 3  
 George Blanda, 3  
 Miller Farr, 3  
 Fred Glick, 3  
 Ed Husmann, 3  
 Haywood Jeffires, 3  
 Chris Johnson, 3  
 Jevon Kearse, 3  
**Brett Kern**, 3  
**Taylor Lewan**, 3  
 Steve McNair, 3  
 Jim Norton, 3  
 Bob Schmidt, 3  
 Delanie Walker, 3  
 George Webster, 3  
 Frank Wycheck, 3

### Most Consecutive Pro Bowl Seasons

(AFL All-Star Game 1962-70; AFC-NFC Pro Bowl 1971-present)

Bruce Matthews, 14  
 Robert Brazile, 7  
 Mike Munchak, 7  
 Warren Moon, 6  
 Bob Talamini, 6  
 Jurrell Casey, 5  
 Charlie Hennigan, 5  
 Earl Campbell, 4  
 Ray Childress, 4  
 Curley Culp, 4  
 Eddie George, 4  
 Tony Banfield, 3  
 Blaine Bishop, 3  
 George Blanda, 3  
 Miller Farr, 3  
 Fred Glick, 3  
 Ed Husmann, 3  
 Haywood Jeffires, 3  
 Chris Johnson, 3  
 Jevon Kearse, 3  
**Brett Kern**, 3  
**Taylor Lewan**, 3  
 Bob Schmidt, 3  
 Delanie Walker, 3  
 George Webster, 3  
 Frank Wycheck, 3

## ALL-TIME LEAGUE SEASON LEADERS

### Rushing Yards

2020: **Derrick Henry**, 378-2,027  
 2019: **Derrick Henry**, 303-1,540  
 2009: Chris Johnson, 358-2,006  
 1980: Earl Campbell, 373-1,934  
 1979: Earl Campbell, 368-1,697  
 1978: Earl Campbell\*, 302-1,450  
 1961: Billy Cannon, 200-948

### Passing Touchdowns

1990: Warren Moon, 33  
 1961: George Blanda, 36

### Passer Rating

2019: **Ryan Tannehill**, 117.5  
 2003: Steve McNair, 100.4

### Receptions

1991: Haywood Jeffires, 100  
 1964: Charlie Hennigan, 101

### Receiving Yards

1975: Ken Burrough, 1,063  
 1964: Charlie Hennigan, 1,546  
 1961: Charlie Hennigan, 1,746

### Touchdowns

1979: Earl Campbell, 19 (19r)  
 1961: Bill Groman, 18 (1r, 17p)

### Interceptions

2017: **Kevin Byard**, 8  
 1979: Mike Reinfeldt, 12  
 1967: Miller Farr, 10  
 1965: W.K. Hicks, 9  
 1963: Fred Glick, 12

### Punting (Gross Avg.)

2017: **Brett Kern**, 49.7  
 1998: Craig Hentrich, 47.2  
 1993: Greg Montgomery, 45.6  
 1992: Greg Montgomery, 46.9

### Punt Returns

2006: Pacman Jones, 12.9  
 1977: Billy Johnson, 15.4  
 1975: Billy Johnson, 15.3  
 1964: Bobby Jancik, 18.3

### Kickoff Returns

2018: Darius Jennings, 31.7  
 1967: Zeke Moore\*, 28.9  
 1963: Bobby Jancik, 29.3  
 1962: Bobby Jancik\*, 30.3  
 1960: Ken Hall, 31.3

\* Rookie

## ALL-TIME TEAM LEADERS BY CATEGORY

### CAREER RUSHING YARDS

Player	Years	Att	Yds	Avg	Lg	TD
1. Eddie George	1996-03	2,733	10,009	3.7	76	64
2. Earl Campbell	1978-84	1,979	8,574	4.3	81t	73
3. Chris Johnson	2008-13	1,742	7,965	4.6	94t	50
<b>4. Derrick Henry</b>	<b>2016-20</b>	<b>1,182</b>	<b>5,860</b>	<b>5.0</b>	<b>99t</b>	<b>55</b>
4. Lorenzo White	1988-94	1,000	4,079	4.1	44	29
6. Hoyle Granger	1966-70,72	773	3,514	4.5	69t	18
7. Steve McNair (QB)	1995-05	614	3,439	5.6	71t	36
8. Mike Rozier	1985-90	910	3,426	3.8	41	27
9. Charles Tolar	1960-66	907	3,277	3.6	40	21
10. Ronnie Coleman	1974-81	700	2,769	4.0	46t	16
11. Chris Brown	2003-07	643	2,757	4.3	52	16
12. LenDale White	2006-09	628	2,349	3.7	80t	24
13. Allen Pinkett	1986-91	561	2,324	4.1	60	21
14. Gary Brown	1991-95	477	2,115	4.4	39t	12
15. Fred Willis	1972-76	603	2,114	3.5	44	11
16. Billy Cannon	1960-63	512	2,111	4.1	64	14
DeMarco Murray	2016-17	477	1,946	4.1	75t	15
18. Rodney Thomas	1995-00	495	1,847	3.7	74t	12
19. Rob Carpenter	1977-81	433	1,788	4.1	77	12
20. Larry Moriarty	1983-86	415	1,624	3.9	80	13

### SEASON RUSHING YARDS

Player	Year	Att	Yds	Avg	Lg	TD
<b>1. Derrick Henry</b>	<b>2020</b>	<b>378</b>	<b>2,027</b>	<b>5.4</b>	<b>94t</b>	<b>17</b>
2. Chris Johnson	2009	358	2,006	5.6	91t	14
3. Earl Campbell	1980	373	1,934	5.2	55t	13
4. Earl Campbell	1979	368	1,697	4.6	61t	19
<b>5. Derrick Henry</b>	<b>2019</b>	<b>303</b>	<b>1,540</b>	<b>5.1</b>	<b>74t</b>	<b>16</b>
6. Eddie George	2000	403	1,509	3.7	35t	14
7. Earl Campbell	1978	302	1,450	4.8	81t	13
8. Eddie George	1997	357	1,399	3.9	30	6
9. Earl Campbell	1981	361	1,376	3.8	43	10
10. Eddie George	1996	335	1,368	4.1	76	8
11. Chris Johnson	2010	316	1,364	4.3	76t	11
12. Eddie George	1999	320	1,304	4.1	40	9
13. Earl Campbell	1983	322	1,301	4.0	42	12
14. Eddie George	1998	348	1,294	3.7	37t	5
15. DeMarco Murray	2016	293	1,287	4.4	75t	9
16. Chris Johnson	2012	276	1,243	4.5	94t	6
17. Chris Johnson	2008	251	1,228	4.9	66t	9
18. Lorenzo White	1992	265	1,226	4.6	44	7
19. Travis Henry	2006	270	1,211	4.5	70t	7
20. Hoyle Granger	1967	236	1,194	5.1	67	6

### CAREER PASSING YARDS

Player	Years	Att	Cmp	Pct	Yds	Y/A	TD	Int	Lg	Sk	Lst	Rate
1. Warren Moon	1984-93	4,546	2,632	57.9	33,685	7.41	196	166	87t	315	2,403	80.4
2. Steve McNair	1995-05	3,871	2,305	59.5	27,141	7.01	156	103	83t	229	1,398	83.3
3. George Blanda	1960-66	2,784	1,347	48.4	19,149	6.88	165	189	95	-	-	62.5
4. Dan Pastorini	1971-79	2,768	1,426	51.5	16,864	6.09	96	139	85t	222	1,977	61.0
5. Marcus Mariota	2015-19	1,765	1,110	62.9	13,207	7.48	76	44	75	155	992	89.6
6. Vince Young	2006-10	1,190	689	57.9	8,098	6.81	42	42	73	75	415	75.7
7. Kerry Collins	2006-10	1,081	613	56.7	6,804	6.29	33	29	80t	36	253	74.6
<b>8. Ryan Tannehill</b>	<b>2019-20</b>	<b>767</b>	<b>516</b>	<b>67.3</b>	<b>6,561</b>	<b>8.55</b>	<b>55</b>	<b>13</b>	<b>91t</b>	<b>55</b>	<b>385</b>	<b>110.6</b>
9. Ken Stabler	1980-81	742	458	61.7	5,190	6.99	27	46	79t	56	518	69.0
10. Pete Beathard	1967-69	822	379	46.1	5,128	6.24	26	51	86t	-	-	51.2
11. Jake Locker	2011-14	709	408	57.5	4,967	7.03	27	22	71t	60	378	79.0
12. Matt Hasselbeck	2011-12	739	457	61.8	4,938	6.68	25	19	80t	33	256	82.0
13. Chris Chandler	1995-96	676	409	60.5	4,559	6.74	33	21	76t	46	326	83.9
14. Cody Carlson	1988-94	659	370	56.1	4,469	6.78	21	28	81	54	374	70.0
15. Don Trull	1964-69	556	249	44.8	3,538	6.36	29	21	-	-	-	67.6
16. Billy Volek	2001-05	517	312	60.3	3,505	6.78	26	13	55t	45	306	86.9
17. Jacky Lee	1960-67	409	210	51.3	3,291	8.05	25	30	98t	-	-	68.2
18. Gifford Nielsen	1978-83	498	273	54.8	3,255	6.54	20	22	48	47	354	70.0
19. Neil O'Donnell	1999-03	367	215	58.6	2,664	7.26	16	11	67	18	144	83.2
Oliver Luck	1983-86	413	233	56.4	2,544	6.16	13	21	66	33	261	64.1

### SEASON PASSING YARDS

Player	Year	Att	Cmp	Pct	Yds	Y/A	TD	Int	Lg	Sk	Lst	Rate
1. Warren Moon	1991	655	404	61.7	4,690	7.16	23	21	61t	23	174	81.7
2. Warren Moon	1990	584	362	62.0	4,689	8.03	33	13	87t	36	252	96.8
<b>3. Ryan Tannehill</b>	<b>2020</b>	<b>481</b>	<b>315</b>	<b>65.5</b>	<b>3,819</b>	<b>7.94</b>	<b>33</b>	<b>7</b>	<b>75</b>	<b>24</b>	<b>173</b>	<b>106.5</b>
4. Warren Moon	1989	464	280	60.3	3,631	7.83	23	14	55	35	267	88.9
5. Matt Hasselbeck	2011	518	319	61.6	3,571	6.89	18	14	80t	19	153	82.4
6. Warren Moon	1986	488	256	52.5	3,489	7.15	13	26	81t	41	332	62.3
7. Warren Moon	1993	520	303	58.3	3,485	6.70	21	21	80t	34	218	75.2
8. Marcus Mariota	2016	451	276	61.2	3,426	7.60	26	9	60	23	156	95.6
9. Steve McNair	2002	492	301	61.2	3,387	6.88	22	15	55	21	121	84.0
10. Steve McNair	2001	431	264	61.3	3,350	7.77	21	12	71t	37	251	90.2
11. Warren Moon	1984	450	259	57.6	3,338	7.42	12	14	76	47	371	76.9
12. George Blanda	1961	362	187	51.7	3,330	9.20	36	22	-	-	-	91.3
13. George Blanda	1964	505	262	51.9	3,287	6.51	17	27	-	-	-	61.4
14. Marcus Mariota	2017	453	281	62.0	3,232	7.13	13	15	75t	27	173	79.3
15. Steve McNair	1998	492	289	58.7	3,228	6.56	15	10	47	33	176	80.1
16. Steve McNair	2003	400	250	62.5	3,215	8.04	24	7	73	19	108	100.4
17. Ken Stabler	1980	457	293	64.1	3,202	7.01	13	28	79t	27	264	68.7
18. Steve McNair	2005	476	292	61.3	3,161	6.64	16	11	57	20	134	82.4
19. George Blanda	1963	423	224	53.0	3,003	7.10	24	25	-	-	-	70.1
20. Steve McNair	2000	396	248	62.6	2,847	7.19	15	13	56t	24	141	83.2

## ALL-TIME TEAM LEADERS BY CATEGORY

### CAREER RECEPTIONS

Player	Years	No	Yds	Avg	Lg	TD
1. Ernest Givins	1986-94	542	7,935	14.6	83t	46
2. Haywood Jeffires	1987-95	515	6,119	11.9	87t	47
3. Frank Wycheck (TE)	1995-03	482	4,958	10.3	42	27
4. Drew Hill	1985-91	480	7,477	15.6	81t	47
5. Derrick Mason	1997-04	453	6,114	13.5	71t	37
6. Charlie Hennigan	1960-66	410	6,823	16.6	80t	51
7. Ken Burrough	1971-81	408	6,907	16.9	85t	47
8. Delanie Walker (TE)	2013-19	381	4,423	11.6	68	28
9. Curtis Duncan	1987-93	322	3,935	12.2	72	20
10. Nate Washington	2009-14	307	4,591	15.0	80t	28
11. Kendall Wright	2012-16	280	3,244	11.6	52t	18
12. Drew Bennett	2001-06	273	4,033	14.8	55	25
13. Chris Johnson (RB)	2008-13	272	2,003	7.4	69t	8
14. Eddie George (RB)	1996-03	259	2,144	8.3	54	10
15. Bo Scaife (TE)	2005-10	251	2,383	9.5	44	12
<b>16. Corey Davis</b>	<b>2017-20</b>	<b>207</b>	<b>2,851</b>	<b>13.8</b>	<b>75t</b>	<b>11</b>
17. Tim Smith	1980-86	206	3,107	15.1	75t	12
18. Alvin Reed (TE)	1967-72	199	2,818	14.2	60	11
19. Webster Slaughter	1992-94	184	2,236	12.2	57	11
Lorenzo White (RB)	1988-94	184	1,674	9.1	69t	6

### SEASON RECEPTIONS

Player	Year	No	Yds	Avg	Lg	TD
1. Charlie Hennigan	1964	101	1,546	15.3	53	8
2. Haywood Jeffires	1991	100	1,181	11.8	44	7
3. Derrick Mason	2004	96	1,168	12.2	37t	7
4. Derrick Mason	2003	95	1,303	13.7	50t	8
5. Delanie Walker	2015	94	1,088	11.6	61t	6
Kendall Wright	2013	94	1,079	11.5	45	2
7. Drew Hill	1991	90	1,109	12.3	61t	4
Haywood Jeffires	1992	90	913	10.1	47	9
9. Tim Smith	1983	83	1,176	14.2	47t	6
10. Curtis Duncan	1992	82	954	11.6	72	1
Charlie Hennigan	1961	82	1,746	21.3	80	12
12. Drew Bennett	2004	80	1,247	15.6	48t	11
Butch Woolfolk	1985	80	814	10.2	80t	4
14. Derrick Mason	2002	79	1,012	12.8	40	5
15. Webster Slaughter	1993	77	904	11.7	41	5
16. Delanie Walker	2017	74	807	10.9	42	3
Drew Hill	1990	74	1,019	13.8	57	5
Haywood Jeffires	1990	74	1,048	14.2	87t	8
Nate Washington	2011	74	1,023	13.8	57	7
20. Derrick Mason	2001	73	1,128	15.5	71t	9

### CAREER RECEIVING YARDS

Player	Years	No	Yds	Avg	Lg	TD
1. Ernest Givins	1986-94	542	7,935	14.6	83t	46
2. Drew Hill	1985-91	480	7,477	15.6	81t	47
3. Ken Burrough	1971-81	408	6,906	16.9	85t	47
4. Charlie Hennigan	1960-66	410	6,823	16.6	83	51
5. Haywood Jeffires	1987-95	515	6,119	11.9	87t	47
6. Derrick Mason	1997-04	453	6,114	13.5	71t	37
7. Frank Wycheck	1995-03	482	4,958	10.3	42	27
8. Nate Washington	2009-14	307	4,591	15.0	80t	28
9. Delanie Walker	2013-19	381	4,423	11.6	68	28
10. Drew Bennett	2001-06	273	4,033	14.8	55t	25
11. Curtis Duncan	1987-93	322	3,935	12.2	72	20
12. Chris Sanders	1995-01	177	3,285	18.6	83t	17
13. Kendall Wright	2012-16	280	3,244	11.6	52t	18
14. Tim Smith	1980-86	206	3,107	15.1	75t	12
15. Charley Frazier	1962-68	179	3,060	17.1	80	22
16. Bill Groman	1960-62	143	2,976	20.8	80	32
<b>17. Corey Davis</b>	<b>2017-20</b>	<b>207</b>	<b>2,851</b>	<b>13.8</b>	<b>75t</b>	<b>11</b>
18. Alvin Reed	1967-72	199	2,818	14.2	60	11
19. Kenny Britt	2009-13	157	2,450	15.6	80t	19
20. Bo Scaife	2005-10	251	2,383	9.5	44	12

### SEASON RECEIVING YARDS

Player	Year	No	Yds	Avg	Lg	TD
1. Charlie Hennigan	1961	82	1,746	21.3	80	12
2. Charlie Hennigan	1964	101	1,546	15.3	53	8
3. Bill Groman	1960	72	1,473	20.5	-	12
4. Derrick Mason	2003	95	1,303	13.7	50t	8
5. Drew Bennett	2004	80	1,247	15.6	48t	11
6. Haywood Jeffires	1991	100	1,181	11.8	44	7
7. Tim Smith	1983	83	1,176	14.2	47t	6
8. Bill Groman	1961	50	1,175	23.5	80	17
9. Drew Hill	1985	64	1,169	18.3	57t	9
10. Derrick Mason	2004	96	1,168	12.2	37t	7
11. Drew Hill	1988	72	1,141	15.8	57t	10
Tim Smith	1984	69	1,141	16.5	75t	4
13. Charley Frazier	1966	57	1,129	19.8	79	12
14. Derrick Mason	2001	73	1,128	15.5	71t	9
15. Drew Hill	1986	65	1,112	17.1	81t	5
16. Drew Hill	1991	90	1,109	12.3	61t	4
17. Delanie Walker	2015	94	1,088	11.6	61t	6
18. Kendall Wright	2013	94	1,079	11.5	45	2
<b>19. A.J. Brown</b>	<b>2020</b>	<b>70</b>	<b>1,075</b>	<b>15.4</b>	<b>73t</b>	<b>11</b>
20. Ken Burrough	1975	53	1,063	20.1	77t	8

### CAREER SCORING

Player	Years	TD	Rush	Rec	Ret	XPM	FGM	2PT	Points
1. Al Del Greco	1991-00	0	0	0	0	322	246	0	1,060
2. Rob Bironas	2005-13	0	0	0	0	315	239	0	1,032
3. George Blanda	1960-66	4	4	0	0	301	91	0	598
4. Tony Zendejas	1985-90	0	0	0	0	197	117	0	548
5. Ryan Succop	2014-19	0	0	0	0	178	117	0	529
6. Eddie George	1996-03	74	64	10	0	0	0	3	450
7. Earl Campbell	1978-84	73	73	0	0	0	0	0	438
8. Toni Fritsch	1977-81	0	0	0	0	149	81	0	392
<b>9. Derrick Henry</b>	<b>2016-20</b>	<b>58</b>	<b>55</b>	<b>3</b>	<b>0</b>	<b>0</b>	<b>0</b>	<b>1</b>	<b>350</b>
Chris Johnson	2008-13	58	50	8	0	0	0	1	350
11. Skip Butler	1972-77	0	0	0	0	122	70	0	332
12. Charlie Hennigan	1960-66	51	0	51	0	0	0	0	306
13. Ken Burrough	1971-81	48	1	47	0	0	0	0	288
Ernest Givins	1986-94	48	1	46	1	0	0	0	288
Haywood Jeffires	1987-95	47	0	47	0	0	0	3	288
16. Drew Hill	1985-91	47	0	47	0	0	0	0	282
17. Derrick Mason	1997-04	40	0	37	3	0	0	1	242
18. Steve McNair	1995-05	36	36	0	0	0	0	3	222
19. Lorenzo White	1988-94	36	29	6	1	0	0	0	216
20. Billy Cannon	1960-63	35	14	20	1	0	0	1	212

## ALL-TIME TEAM LEADERS BY CATEGORY

### SEASON SCORING

Player	Year	TD	Rush	Rec	Ret	XPM	FGM	2PT	Points
1. Ryan Succop	2017	0	0	0	0	31	35	0	136
Al Del Greco	1998	0	0	0	0	28	36	0	136
3. Rob Bironas	2007	0	0	0	0	28	35	0	133
4. Al Del Greco	1996	0	0	0	0	35	32	0	131
5. Rob Bironas	2008	0	0	0	0	40	29	0	127
6. Al Del Greco	1993	0	0	0	0	39	29	0	126
7. Gary Anderson	2003	0	0	0	0	42	27	0	123
8. Rob Bironas	2011	0	0	0	0	34	29	0	121
9. Rob Bironas	2009	0	0	0	0	37	27	0	118
Al Del Greco	2000	0	0	0	0	37	27	0	118
11. Rob Bironas	2013	0	0	0	0	41	25	0	116
12. George Blanda	1960	4	4	0	0	46	15	0	115
Tony Zendejas	1989	0	0	0	0	40	25	0	115
14. Earl Campbell	1979	19	19	0	0	0	0	0	114
Al Del Greco	1995	0	0	0	0	33	27	0	114
Tony Zendejas	1988	0	0	0	0	48	22	0	114
17. Al Del Greco	1997	0	0	0	0	32	27	0	113
18. George Blanda	1961	0	0	0	0	64	16	0	112
19. Joe Nedney	2002	0	0	0	0	36	25	0	111
20. Rob Bironas	2012	0	0	0	0	35	25	0	110
Rob Bironas	2010	0	0	0	0	38	24	0	110

### CAREER KICKOFF RETURNS (YARDS)

Player	Years	No	Yds	Avg	Lg	TD
1. Bobby Jancik	1962-67	158	4,185	26.5	61	0
2. Derrick Mason	1997-04	156	3,496	22.4	101t	1
3. Carl Roaches	1980-84	150	3,276	21.8	97t	2
4. Billy Johnson	1974-80	121	2,902	24.0	81t	2
5. Marc Mariani	2010-13,16	118	2,838	24.1	98t	1
6. Mel Gray	1995-97	111	2,592	23.4	88	0
7. Adam Jones	2005-06	63	1,648	26.2	85	0
8. Zeke Moore	1967-77	64	1,618	25.3	92t	1
9. Darius Reynaud	2012-13	68	1,595	23.5	105t	1
10. Willie Drewrey	1985-93	75	1,581	21.1	50	0
11. Allen Pinkett	1986-91	80	1,577	19.7	48	0
12. Jerry LeVias	1969-70	64	1,538	24.0	87	0
13. Bobby Wade	2005-06	50	1,194	23.9	48	0
14. Billy Cannon	1960-63	46	1,186	25.8	88t	1
15. Leonard Harris	1987-93	53	1,130	21.3	63	0
16. Leon Washington	2013-14	47	1,219	25.9	95	0
17. Chris Carr	2008	35	984	28.1	52	0
18. Mike Archie	1996-98	46	961	20.9	50	0
19. Bob Gresham	1973-74	36	903	25.1	103t	1
20. Willie Tullis	1981-84	38	886	23.3	95t	1

### SEASON KICKOFF RETURNS (AVG.)

Player	Year	No	Yds	Avg	Lg	TD
1. Darius Jennings	2018	22	698	31.7	94t	1
2. Ken Hall	1960	19	594	31.3	104t	1
3. Bobby Jancik	1962	24	726	30.3	61	0
4. Bobby Jancik	1963	45	1,317	29.3	53	0
5. Chris Carr	2008	35	984	28.1	52	0
6. Carl Roaches	1981	28	769	27.5	96t	1
7. Billy Johnson	1974	29	785	27.1	67	0
8. Derrick Mason	2000	42	1,132	27.0	66	0
9. Bob Gresham	1973	27	723	26.8	103t	1
10. Adam Jones	2005	43	1,127	26.2	85	0
11. Linzy Cole	1971	32	834	26.1	45	0
12. Adam Jones	2006	20	521	26.1	70	0
13. Bobby Jancik	1966	34	875	25.7	53	0
14. Steve Brown	1983	31	795	25.6	93t	1
15. Marc Mariani	2010	60	1,530	25.5	98t	1
16. Billy Johnson	1977	25	630	25.2	76t	1
17. Alvin Haymond	1973	28	703	25.1	47	0
18. Jerry LeVias	1969	38	940	24.7	87	0
19. Willie Drewrey	1985	26	642	24.7	50	0
20. Zeke Moore	1968	32	787	24.6	45	0

### CAREER PUNT RETURNS (YARDS)

Player	Years	No	FC	Yds	Avg	Lg	TD
1. Billy Johnson	1974-80	155	21	2,040	13.2	87t	5
2. Derrick Mason	1997-04	182	94	1,590	8.7	69t	2
3. Carl Roaches	1980-84	151	31	1,095	7.3	68	0
4. Marc Mariani	2010-13,16	102	57	1,054	10.3	87t	2
5. Willie Drewrey	1985-93	104	45	771	7.4	25	0
6. Adam Jones	2005-06	63	11	712	11.3	90t	4
7. Mel Gray	1995-97	69	45	652	9.4	40	0
8. Bobby Jancik	1962-67	67	-	647	9.7	82	1
9. Darius Reynaud	2012-13	49	25	545	11.1	81t	2
10. Jerry LeVias	1969-70	60	19	505	8.4	46	0
11. Kenny Johnson	1986-89	73	32	488	6.7	26	0
<b>12. Adoree' Jackson</b>	<b>2017-20</b>	<b>53</b>	<b>19</b>	<b>464</b>	<b>8.8</b>	<b>46</b>	<b>0</b>
13. Justin McCareins	2001-08	37	21	403	10.9	58t	1
14. Ernest Givins	1986-94	56	-	397	7.1	78t	1
15. Larry Carwell	1967-68	36	6	381	10.6	54	0
16. Dexter McCluster	2014-15	46	29	372	8.1	48	0
17. Fred Glick	1961-66	44	-	326	7.4	-	0
18. Chris Carr	2008	32	20	323	10.1	44	0
19. Chris Davis	2007-08	33	13	299	9.1	39	0
20. Ken Houston	1967-72	45	12	252	5.6	33	0

### SEASON PUNT RETURNS (AVG.)

Player	Year	No	FC	Yds	Avg	Lg	TD
1. Billy Johnson	1977	35	8	539	15.4	87t	2
2. Billy Johnson	1975	40	1	612	15.3	83t	3
3. Billy Johnson	1974	30	3	409	13.6	49	0
4. Darius Reynaud	2012	31	17	410	13.2	81t	2
5. Derrick Mason	2000	51	17	662	13.0	69t	1
6. Adam Jones	2006	34	3	440	12.9	90t	3
7. Marc Mariani	2010	27	17	329	12.2	87t	1
8. Justin McCareins	2003	29	17	330	11.4	58t	1
9. Marc Mariani	2011	46	18	490	10.7	79t	1
10. Billy Johnson	1976	38	9	403	10.6	46	0
11. Mel Gray	1995	30	20	303	10.1	20	0
12. Chris Carr	2008	32	20	323	10.1	44	0
13. Chris Davis	2007	31	12	293	9.5	39	0
14. Adam Jones	2005	29	8	272	9.4	52t	1
15. Mel Gray	1996	22	15	205	9.3	40	0
<b>Adoree' Jackson</b>	<b>2018</b>	<b>16</b>	<b>9</b>	<b>148</b>	<b>9.3</b>	<b>26</b>	<b>0</b>
17. Dexter McCluster	2015	24	15	217	9.0	37	0
18. Fred Glick	1963	19	-	171	9.0	22	0
19. Willie Drewrey	1985	24	10	215	9.0	23	0
20. Derrick Mason	1999	26	15	225	8.7	65t	1

## ALL-TIME TEAM LEADERS BY CATEGORY

### CAREER PUNTING (PUNTS)

Player	Years	Punt	Blk	Yds	Avg	TB	In20	Lg	NetAvg
<b>1. Brett Kern</b>	<b>2009-20</b>	<b>876</b>	<b>5</b>	<b>40,228</b>	<b>45.9</b>	<b>47</b>	<b>355</b>	<b>79</b>	<b>40.8</b>
2. Craig Hentrich	1998-09	861	1	36,926	42.9	95	295	78	37.2
3. Jim Norton	1960-68	522	7	21,961	42.1	-	-	79	-
4. Cliff Parsley	1977-82	431	3	17,136	39.8	33	85	62	32.3
5. Dan Pastorini	1971-79	316	1	12,530	39.7	-	-	74	-
6. Greg Montgomery	1988-93	310	6	13,529	43.6	35	74	77	36.6
7. Lee Johnson	1985-87	212	0	8,739	41.2	20	53	66	35.1
8. John James	1982-84	198	1	7,878	39.8	15	36	56	32.4
9. Rich Camarillo	1994-95	173	1	7,280	42.1	17	61	60	35.7
10. Reggie Roby	1996-97	140	1	6,022	43.0	8	50	68	36.7

### SEASON PUNTING (AVERAGE)

Player	Year	Punt	Blk	Yds	Avg	TB	In20	Lg	NetAvg
<b>1. Brett Kern</b>	<b>2017</b>	<b>75</b>	<b>0</b>	<b>3,728</b>	<b>49.7</b>	<b>5</b>	<b>28</b>	<b>74</b>	<b>44.6</b>
<b>2. Brett Kern</b>	<b>2012</b>	<b>81</b>	<b>2</b>	<b>3,855</b>	<b>47.6</b>	<b>5</b>	<b>30</b>	<b>71</b>	<b>40.4</b>
<b>3. Brett Kern</b>	<b>2015</b>	<b>88</b>	<b>0</b>	<b>4,175</b>	<b>47.4</b>	<b>1</b>	<b>34</b>	<b>61</b>	<b>40.3</b>
4. Craig Hentrich	1998	69	0	3,258	47.2	11	18	71	39.2
<b>5. Brett Kern</b>	<b>2019</b>	<b>78</b>	<b>0</b>	<b>3,672</b>	<b>47.1</b>	<b>2</b>	<b>37</b>	<b>70</b>	<b>43.1</b>
<b>Brett Kern</b>	<b>2018</b>	<b>74</b>	<b>1</b>	<b>3,483</b>	<b>47.1</b>	<b>3</b>	<b>39</b>	<b>62</b>	<b>41.7</b>
7. Greg Montgomery	1992	53	2	2,487	46.9	9	14	66	37.3
<b>8. Brett Kern</b>	<b>2014</b>	<b>88</b>	<b>1</b>	<b>4,118</b>	<b>46.8</b>	<b>7</b>	<b>28</b>	<b>79</b>	<b>40.8</b>
<b>9. Brett Kern</b>	<b>2020</b>	<b>37</b>	<b>0</b>	<b>1,695</b>	<b>45.8</b>	<b>3</b>	<b>22</b>	<b>66</b>	<b>41.5</b>
10. Greg Montgomery	1993	54	0	2,462	45.6	5	13	77	39.1

### CAREER INTERCEPTIONS

Player	Years	No	Yds	Avg	Lg	TD
1. Jim Norton	1960-68	45	592	13.2	56	1
2. Cris Dishman	1988-96	31	348	11.2	43	1
3. Fred Glick	1961-66	30	390	13.0	45	1
4. Tony Banfield	1960-65	27	224	8.3	58	0
W.K. Hicks	1964-69	27	457	16.9	62	0
Darryll Lewis	1991-98	27	540	20.0	98t	5
7. Mike Reinfeldt	1976-83	26	375	14.4	39	0
8. Michael Griffin	2007-15	25	328	13.1	83t	1
Ken Houston	1967-72	25	650	26.0	78	9
10. Zeke Moore	1967-77	24	444	18.5	74	2
11. Willie Alexander	1971-79	23	379	16.5	95t	1
Samari Rolle	1998-04	23	349	15.2	81t	1
13. Marcus Robertson	1991-00	22	428	19.5	69	0
14. Gregg Bingham	1973-84	21	279	13.3	54	0
15. Keith Bulluck	2000-09	19	192	10.1	35	1
Miller Farr	1967-69	19	416	21.9	67	5
<b>17. Kevin Byard</b>	<b>2016-20</b>	<b>18</b>	<b>210</b>	<b>11.7</b>	<b>33</b>	<b>0</b>
Steve Brown	1983-90	18	264	14.7	44t	1
19. Andre Dyson	2001-04	16	260	16.3	51t	3
Bubba McDowell	1989-94	16	190	11.9	26t	1
Chris Hope	2006-11	16	266	16.6	61t	1

### SEASON INTERCEPTIONS

Player	Year	No	Yds	Avg	Lg	TD
1. Fred Glick	1963	12	180	15.0	45	1
Mike Reinfeldt	1979	12	205	17.1	39	0
3. Miller Farr	1967	10	264	26.4	67	3
4. W.K. Hicks	1965	9	156	17.3	31	0
Ken Houston	1971	9	220	24.4	48t	4
Jim Norton	1961	9	150	16.7	36	0
<b>7. Kevin Byard</b>	<b>2017</b>	<b>8</b>	<b>130</b>	<b>16.3</b>	<b>33</b>	<b>0</b>
Tony Banfield	1961	8	136	17.0	58	0
<i>Pete Jaquess</i>	<i>1964</i>	<i>8</i>	<i>141</i>	<i>17.6</i>	<i>98t</i>	<i>1</i>
Richard Johnson	1990	8	100	12.5	35	1
Jim Norton	1962	8	75	9.4	36	0
12. Tony Banfield	1963	7	21	3.0	14	0
Michael Griffin	2008	7	172	24.6	83t	1
Jim Norton	1965	7	52	7.4	18	0
Marcus Robertson	1993	7	137	19.6	69	0
Samari Rolle	2000	7	140	20.0	81t	1
Jack Tatum	1980	7	100	14.3	35	0

**18. (15 tied with 6)**

### CAREER SACKS

Player	Years	No
1. Elvin Bethea	1968-83	105.0
2. Ray Childress	1985-95	75.5
3. Jesse Baker	1979-87	66.0
4. William Fuller	1986-93	59.0
5. Sean Jones	1988-93	57.5
6. Jevon Kearse	1999-03, 08-09	52.0
7. Jurrell Casey	2011-19	51.0
8. Robert Brazile	1975-84	48.0
9. Ted Washington	1973-82	45.0
10. Derrick Morgan	2010-18	44.5
11. Kyle Vanden Bosch	2005-09	38.5
12. Curley Culp	1974-80	31.0

### SEASON SACKS

Player	Year	No
1. Elvin Bethea	1973	17.0
2. <i>Jesse Baker</i>	<i>1979</i>	<i>15.5</i>
3. William Fuller	1991	15.0
4. Elvin Bethea	1976	14.5
<i>Jevon Kearse</i>	<i>1999</i>	<i>14.5</i>
6. Elvin Bethea	1971	13.0
Ray Childress	1992	13.0
Sean Jones	1993	13.0
9. Jason Babin	2010	12.5
Sean Jones	1990	12.5
Kyle Vanden Bosch	2005	12.5

**ALL-TIME TEAM LEADERS BY CATEGORY****CAREER TACKLES (SINCE 1974)**

Player	Years	No
1. Gregg Bingham	1973-84	1,970
2. Robert Brazile	1975-84	1,281
3. Keith Bulluck	2000-09	1,265
4. Michael Griffin	2007-15	912
5. Ted Washington	1973-82	907
6. Al Smith	1987-96	877
7. John Grimsley	1984-90	836
8. Blaine Bishop	1993-01	788
9. Ray Childress	1985-95	784
10. Steve Kiner	1974-78	738

**SEASON TACKLES (SINCE 1974)**

Player	Year	No
1. Gregg Bingham	1978	223
2. Gregg Bingham	1980	212
3. Gregg Bingham	1974	206
4. Gregg Bingham	1979	203
5. John Grimsley	1986	199
6. Robert Abraham	1984	198
7. Gregg Bingham	1976	191
8. Gregg Bingham	1977	190
9. Gregg Bingham	1975	185
Robert Brazile	1978	185

**YEAR-BY-YEAR LEADERS****RUSHING**

Year	Player	Att	Yds	Avg	Lg	TD
1960	Billy Cannon	152	644	4.2	39	1
1961	Billy Cannon	200	948	4.7	61t	6
1962	Charles Tolar	244	1,012	4.1	25	7
1963	Charles Tolar	194	659	3.4	33	3
1964	Sid Blanks	145	756	5.2	91t	6
1965	Ode Burrell	130	528	4.1	63	3
1966	Ode Burrell	122	406	3.3	45	0
1967	Hoyle Granger	236	1,194	5.1	67t	6
1968	Hoyle Granger	202	848	4.2	47	7
1969	Hoyle Granger	186	740	4.0	23	3
1970	Joe Dawkins	124	517	4.2	49t	2
1971	Robert Holmes	112	323	2.9	31	4
1972	Fred Willis	134	461	3.4	43	0
1973	Fred Willis	171	579	3.4	25	4
1974	Willie Rodgers	122	413	3.4	20	5
1975	Ronnie Coleman	175	790	4.5	46t	5
1976	Ronnie Coleman	171	684	4.0	39	2
1977	Ronnie Coleman	185	660	3.6	22	5
1978	Earl Campbell	302	1,450	4.8	81t	13
1979	Earl Campbell	368	1,697	4.6	61t	19
1980	Earl Campbell	373	1,934	5.2	55t	13
1981	Earl Campbell	361	1,376	3.9	43	10
1982	Earl Campbell	157	538	3.4	22	2
1983	Earl Campbell	322	1,301	4.0	42	12
1984	Larry Moriarty	189	785	4.2	51	6
1985	Mike Rozier	133	462	3.5	30	8
1986	Mike Rozier	199	662	3.3	19t	4
1987	Mike Rozier	229	957	4.2	41	3
1988	Mike Rozier	251	1,002	4.0	28	10
1989	Alonzo Highsmith	128	531	4.1	25	4
1990	Lorenzo White	168	702	4.2	22	8
1991	Allen Pinkett	171	720	4.2	32	9
1992	Lorenzo White	265	1,226	4.6	44	7
1993	Gary Brown	195	1,002	5.1	26	6
1994	Lorenzo White	191	757	4.0	33	3
1995	Rodney Thomas	251	947	3.8	74t	5
1996	Eddie George	335	1,368	4.1	76	8
1997	Eddie George	357	1,399	3.9	30	6
1998	Eddie George	348	1,294	3.7	37t	5
1999	Eddie George	320	1,304	4.1	40	9
2000	Eddie George	403	1,509	3.7	35t	14
2001	Eddie George	315	939	3.0	27	5
2002	Eddie George	343	1,165	3.4	35	12
2003	Eddie George	312	1,031	3.3	27	5
2004	Chris Brown	220	1,067	4.9	52	6
2005	Chris Brown	224	851	3.8	38t	5
2006	Travis Henry	270	1,211	4.5	70t	7
2007	LenDale White	303	1,110	3.7	28	7
2008	Chris Johnson	251	1,228	4.9	66t	9
2009	Chris Johnson	358	2,006	5.6	91t	14
2010	Chris Johnson	316	1,364	4.3	76t	11
2011	Chris Johnson	262	1,047	4.0	48t	4
2012	Chris Johnson	276	1,243	4.5	94t	6
2013	Chris Johnson	279	1,077	3.9	30t	6
2014	Bishop Sankey	152	569	3.7	22	2
2015	Antonio Andrews	143	520	3.6	38	3
2016	DeMarco Murray	293	1,287	4.4	75t	9
2017	Derrick Henry	176	744	4.2	75t	5
2018	Derrick Henry	215	1,059	4.9	99t	12
2019	Derrick Henry	303	1,540	5.1	74t	16
2020	Derrick Henry	378	2,027	5.4	94t	17

**PASSING**

Year	Player	Att	Cmp	Yds	Pct	TD	Int	Avg
1960	George Blanda	363	169	2,413	46.6	24	22	6.7
1961	George Blanda	362	187	3,330	51.7	36	22	9.2
1962	George Blanda	418	197	2,810	47.1	27	42	6.7
1963	George Blanda	423	224	3,003	52.9	24	25	7.0
1964	George Blanda	505	262	3,282	51.9	17	27	6.4
1965	George Blanda	442	186	2,542	42.1	20	30	5.8
1966	George Blanda	271	122	1,764	45.0	17	21	6.4
1967	Pete Beathard	231	94	1,114	40.7	9	14	4.8
1968	Pete Beathard	223	105	1,559	47.1	7	16	6.9
1969	Pete Beathard	370	180	2,455	48.6	10	21	6.4
1970	Charley Johnson	281	144	1,652	51.2	7	12	5.9
1971	Dan Pastorini	270	127	1,702	47.0	7	21	6.3
1972	Dan Pastorini	299	144	1,711	48.2	7	11	5.7
1973	Dan Pastorini	290	154	1,482	53.1	5	17	5.1
1974	Dan Pastorini	247	140	1,571	56.7	10	10	6.4
1975	Dan Pastorini	342	163	2,053	47.7	14	16	6.0
1976	Dan Pastorini	309	167	1,785	53.5	10	10	5.7
1977	Dan Pastorini	319	169	1,987	53.0	13	18	6.2
1978	Dan Pastorini	368	199	2,473	54.1	16	17	6.7
1979	Dan Pastorini	324	163	2,090	50.3	14	18	6.5
1980	Ken Stabler	454	293	3,202	64.5	13	28	7.0
1981	Ken Stabler	285	165	1,988	57.9	14	18	6.9
1982	Archie Manning	125	66	877	52.8	6	6	7.0
1983	Oliver Luck	217	124	1,375	57.1	8	13	6.3
1984	Warren Moon	450	259	3,338	57.6	12	14	7.4
1985	Warren Moon	377	200	2,709	53.1	15	19	7.2
1986	Warren Moon	488	256	3,489	52.5	13	26	7.2
1987	Warren Moon	368	184	2,806	50.0	21	18	7.6
1988	Warren Moon	294	160	2,327	54.4	17	8	7.9
1989	Warren Moon	464	280	3,631	60.3	23	14	7.8
1990	Warren Moon	584	362	4,689	62.0	33	13	8.0
1991	Warren Moon	655	404	4,690	61.7	23	21	7.2
1992	Warren Moon	346	224	2,521	64.7	18	12	7.3
1993	Warren Moon	520	303	3,485	58.3	21	21	6.7
1994	Billy Joe Tolliver	240	121	1,287	50.4	6	7	5.4
1995	Chris Chandler	356	225	2,460	63.2	17	10	6.9
1996	Chris Chandler	320	184	2,099	57.5	16	11	6.6
1997	Steve McNair	415	216	2,665	52.0	14	13	6.4
1998	Steve McNair	492	289	3,228	58.7	15	10	6.5
1999	Steve McNair	331	187	2,179	56.5	12	8	6.6
2000	Steve McNair	396	248	2,847	62.6	15	13	7.2
2001	Steve McNair	431	264	3,350	61.3	21	12	7.8
2002	Steve McNair	492	301	3,387	61.2	22	15	6.9
2003	Steve McNair	400	250	3,215	62.5	24	7	8.0
2004	Billy Volek	357	218	2,486	61.1	18	10	7.0
2005	Steve McNair	476	292	3,161	61.3	16	11	6.6
2006	Vince Young	357	184	2,199	51.5	12	13	6.2
2007	Vince Young	382	238	2,546	62.3	9	17	6.7
2008	Kerry Collins	415	242	2,676	58.3	12	7	6.5
2009	Vince Young	259	152	1,879	58.7	10	7	7.3
2010	Kerry Collins	278	160	1,823	57.6	14	8	6.6
2011	Matt Hasselbeck	518	319	3,571	61.6	18	14	6.9
2012	Jake Locker	314	177	2,176	56.4	10	11	6.9
2013	Ryan Fitzpatrick	350	217	2,454	62.0	14	12	7.0
2014	Zach Mettenberger	179	107	1,412	59.8	8	7	7.9
2015	Marcus Mariota	370	230	2,818	62.2	19	10	7.6
2016	Marcus Mariota	451	276	3,426	61.2	26	9	7.6
2017	Marcus Mariota	453	281	3,232	62.0	13	15	7.1
2018	Marcus Mariota	331	228	2,528	68.9	11	8	7.6
2019	Ryan Tannehill	286	201	2,742	70.3	22	6	9.6
2020	Ryan Tannehill	481	315	3,819	65.5	33	7	7.9

## YEAR-BY-YEAR LEADERS

RECEIVING							SCORING					
Year	Player	No	Yds	Avg	Lg	TD	Year	Player	TD	PAT	FG	Tot
1960	Bill Groman	72	1,473	20.5	80t	12	1960	George Blanda	4	46	15	115
1961	Charlie Hennigan	82	1,746	21.3	80t	12	1961	George Blanda	0	64	16	112
1962	Charlie Hennigan	54	867	16.1	75t	8	1962	George Blanda	0	48	11	81
1963	Charlie Hennigan	61	1,051	17.2	83t	10	1963	George Blanda	0	37	9	64
1964	Charlie Hennigan	101	1,546	15.3	53t	8	1964	George Blanda	0	38	13	76
1965	Ode Burrell (RB)	55	650	11.8	52t	4	1965	George Blanda	0	28	11	61
1966	Charles Frazier	57	1,129	19.8	79t	12	1966	George Blanda	0	39	16	87
1967	Hoyle Granger (RB)	31	300	9.6	43	3	1967	John Wittenborn	0	30	14	72
1968	Alvin Reed (TE)	46	747	16.2	60	5	1968	Wayne Walker	0	26	8	50
1969	Alvin Reed (TE)	51	664	13.0	43	2	1969	Roy Gerela	0	29	19	86
1970	Alvin Reed (TE)	47	604	12.9	34	2	1970	Roy Gerela	0	23	18	77
1971	Jim Beirne	38	550	14.5	40	1	1971	Mark Moseley	0	25	16	73
1972	Fred Willis (RB)	45	297	6.6	27	2	1972	Skip Butler	0	12	16	51
1973	Fred Willis (RB)	57	371	6.5	50	1	1973	Skip Butler	0	15	21	66
1974	Ken Burrough	36	492	13.7	51	2	1974	Skip Butler	0	29	9	56
1975	Ken Burrough	53	1,063	20.1	77t	8	1975	Skip Butler	0	31	18	85
1976	Ken Burrough	51	932	18.2	69	7	1976	Skip Butler	0	24	16	72
1977	Ken Burrough	43	816	19.0	85t	8	1977	Toni Fritsch	0	19	12	55
1978	Ken Burrough	47	624	13.3	44	2	1978	Earl Campbell (RB)	13	0	0	78
1979	Ken Burrough	40	752	18.8	55t	6	1979	Earl Campbell (RB)	19	0	0	114
1980	Mike Barber (TE)	59	712	12.1	79t	5	1980	Toni Fritsch	0	26	19	83
1981	Ken Burrough	40	668	16.7	71t	7	1981	Toni Fritsch	0	32	15	77
1982	Dave Casper (TE)	36	573	15.9	38	6	1982	Dave Casper (TE)	6	0	0	36
1983	Tim Smith	83	1,176	14.2	47t	6	1983	Florlan Kempf	0	33	17	84
1984	Tim Smith	69	1,141	16.5	75t	4	1984	Joe Cooper	0	13	11	46
1985	Butch Woolfolk (RB)	80	814	10.2	80t	4	1985	Tony Zendejas	0	29	21	92
1986	Drew Hill	65	1,112	17.1	81t	5	1986	Tony Zendejas	0	28	22	94
1987	Ernest Givins	53	933	17.6	83t	6	1987	Tony Zendejas	0	32	20	92
1988	Drew Hill	72	1,141	15.8	57t	10	1988	Tony Zendejas	0	48	22	114
1989	Drew Hill	66	938	14.2	50	8	1989	Tony Zendejas	0	40	25	115
1990	Haywood Jeffires	74	1,048	14.2	87t	8	1990	Lorenzo White (RB)	12	0	0	72
	Drew Hill	74	1,019	13.8	57	5	1991	Ian Howfield	0	25	13	64
1991	Haywood Jeffires	100	1,181	11.8	44	7	1992	Al Del Greco	0	41	21	104
1992	Haywood Jeffires	90	913	10.1	47	9	1993	Al Del Greco	0	39	29	126
1993	Webster Slaughter	77	904	11.7	41	5	1994	Al Del Greco	0	18	16	66
1994	Webster Slaughter	68	846	12.4	57	2	1995	Al Del Greco	0	33	27	114
	Haywood Jeffires	68	783	11.5	50	6	1996	Al Del Greco	0	35	32	131
1995	Haywood Jeffires	61	684	11.2	35t	8	1997	Al Del Greco	0	32	27	113
1996	Frank Wycheck (TE)	53	511	9.6	29	6	1998	Al Del Greco	0	28	36	136
1997	Frank Wycheck (TE)	63	748	11.9	42	4	1999	Al Del Greco	0	43	21	106
1998	Frank Wycheck (TE)	70	768	11.0	38	2	2000	Al Del Greco	0	37	27	118
1999	Frank Wycheck (TE)	69	641	9.3	35	2	2001	Joe Nedney	0	34	20	94
2000	Frank Wycheck (TE)	70	636	9.1	26	4	2002	Joe Nedney	0	36	25	111
2001	Derrick Mason	73	1,128	15.5	71t	9	2003	Gary Anderson	0	42	27	123
2002	Derrick Mason	79	1,012	12.8	40	5	2004	Gary Anderson	0	37	17	88
2003	Derrick Mason	95	1,303	13.7	50t	8	2005	Rob Bironas	0	30	23	99
2004	Derrick Mason	96	1,168	12.2	37t	7	2006	Rob Bironas	0	32	22	98
2005	Drew Bennett	58	738	12.7	55t	4	2007	Rob Bironas	0	28	35	133
2006	Drew Bennett	46	737	16.0	39	3	2008	Rob Bironas	0	40	29	127
2007	Justin Gage	55	750	13.6	73	2	2009	Rob Bironas	0	37	27	118
	Roydell Williams	55	719	13.1	48	4	2010	Rob Bironas	0	38	24	110
2008	Bo Scaife (TE)	58	561	9.7	44	2	2011	Rob Bironas	0	34	29	121
2009	Chris Johnson (RB)	50	503	10.1	69t	2	2012	Rob Bironas	0	35	25	110
2010	Chris Johnson (RB)	44	245	5.6	25	1	2013	Rob Bironas	0	41	25	116
2011	Nate Washington	74	1,023	13.8	57	7	2014	Ryan Succop	0	27	19	84
2012	Kendall Wright	64	626	9.8	38	4	2015	Ryan Succop	0	29	14	71
2013	Kendall Wright	94	1,079	11.5	45	2	2016	Ryan Succop	0	39	22	105
2014	Delanie Walker	63	890	14.1	68	4	2017	Ryan Succop	0	31	35	136
2015	Delanie Walker	94	1,088	11.6	61t	6	2018	Ryan Succop	0	28	26	106
2016	Rishard Matthews	65	945	14.5	60	9	2019	Derrick Henry	18	0	0	108
	Delanie Walker	65	800	12.3	47	7	2020	Derrick Henry	17	0	0	104
2017	Delanie Walker	74	807	10.9	42	3						
2018	Corey Davis	65	891	13.7	51	4						
2019	A.J. Brown	52	1,051	20.2	91t	8						
2020	A.J. Brown	70	1,075	15.4	73t	11						



## YEAR-BY-YEAR LEADERS

## KICKOFF RETURNS

Year	Player	No	Yds	Avg	Lg	TD
1960	Ken Hall	19	594	31.3	104t	1
1961	Billy Cannon	18	439	24.4	47	0
1962	Bobby Jancik	24	726	30.3	61	0
1963	Bobby Jancik	45	1,315	29.3	53	0
1964	Ode Burrell	17	449	26.4	93t	1
1965	Bobby Jancik	18	430	23.9	43	0
1966	Bobby Jancik	34	875	25.7	53	0
1967	Zeke Moore	14	405	28.9	92	1
1968	Zeke Moore	32	787	24.6	45	0
1969	Jerry LeVias	38	940	24.7	87	0
1970	Jerry LeVias	26	598	23.0	37	0
1971	Linzy Cole	32	834	26.1	45	0
1972	Willie Rodgers	17	335	19.7	31	0
1973	Bob Gresham	27	723	26.8	103t	1
1974	Billy Johnson	29	785	27.1	67	0
1975	Billy Johnson	33	798	24.2	81t	1
1976	Billy Johnson	26	579	22.2	53	0
1977	Billy Johnson	25	630	25.2	76t	1
1978	Johnnie Dirden	32	780	24.4	60	0
1979	Richard Ellender	24	514	21.4	35	0
1980	Carl Roaches	37	746	20.2	46	0
1981	Carl Roaches	28	769	27.5	96t	1
1982	Carl Roaches	21	441	21.0	45	0
1983	Steve Brown	31	795	25.6	93t	1
1984	Carl Roaches	30	679	22.6	49	0
1985	Willie Drewrey	26	642	24.7	52	0
1986	Willie Drewrey	25	500	20.0	32	0
	Allen Pinkett	26	519	20.0	48	0
1987	Curtis Duncan	28	546	19.5	62	0
1988	Leonard Harris	34	678	19.9	56	0
1989	Kenny Johnson	21	372	17.7	39	0
1990	Gerald McNeil	27	551	20.4	64	0
1991	Allen Pinkett	26	508	19.5	41	0
1992	Pat Coleman	14	290	20.7	28	0
1993	Willie Drewrey	15	293	19.5	34	0
1994	Todd McNair	23	481	20.9	44	0
1995	Mel Gray	53	1,183	22.3	54	0
1996	Mel Gray	50	1,224	24.5	88	0
1997	Derrick Mason	26	551	21.2	54	0
1998	Mike Archie	42	913	21.7	50	0
1999	Derrick Mason	41	805	19.6	41	0
2000	Derrick Mason	42	1,132	27.0	66	0
2001	Derrick Mason	34	748	22.0	101t	1
2002	John Simon	20	371	18.6	29	0
2003	Jake Schifino	35	703	20.1	39	0
2004	Jason McAddley	38	849	22.3	45	0
2005	Pacman Jones	43	1,127	26.2	85	0
2006	Bobby Wade	50	1,194	23.9	48	0
2007	Michael Griffin	18	422	23.4	48	0
2008	Chris Carr	35	984	28.1	52	0
2009	Kenny Britt	24	523	21.8	56	0
2010	Marc Mariani	60	1,530	25.5	98t	1
2011	Marc Mariani	32	748	23.4	49	0
2012	Darius Reynaud	53	1,240	23.4	105t	1
2013	Leon Washington	16	481	30.1	95	0
2014	Leon Washington	31	738	23.8	52	0
2015	Dexter McCluster	13	285	21.9	32	0
2016	Marc Mariani	26	560	21.5	37	0
2017	Adoree' Jackson	25	578	23.1	57	0
2018	Darius Jennings	22	698	31.7	94t	1
2019	Kalif Raymond	18	403	22.4	45	0
2020	Kalif Raymond	15	275	18.3	30	0

## PUNT RETURNS

Year	Player	No	Yds	Avg	Lg	TD
1960	Billy Cannon	4	96	24.0	51	0
1961	Billy Cannon	9	70	7.8	20	0
1962	Bobby Jancik	14	164	11.7	21	0
1963	Bobby Jancik	13	145	11.2	56	0
1964	Bobby Jancik	14	220	15.7	82t	1
1965	Bobby Jancik	12	85	7.1	25	0
1966	Ode Burrell	8	76	9.5	29	0
1967	Larry Carwell	9	154	17.1	54	0
1968	Sid Blanks	22	179	8.1	39	0
1969	Jerry LeVias	35	292	8.3	46	0
1970	Jerry LeVias	25	213	8.5	33	0
1971	Linzy Cole	14	107	7.6	31	0
1972	Ken Houston	25	148	5.9	33	0
1973	Jeff Severson	16	126	7.9	74	0
1974	Billy Johnson	30	409	13.6	49	0
1975	Billy Johnson	40	612	15.3	83t	3
1976	Billy Johnson	39	397	10.2	46	0
1977	Billy Johnson	35	539	15.4	87t	2
1978	Ronnie Coleman	16	142	8.9	32	0
1979	Richard Ellender	31	203	6.5	36	0
1980	Carl Roaches	47	384	8.2	68	0
1981	Carl Roaches	39	296	7.6	40	0
1982	Carl Roaches	19	104	5.5	25	0
1983	Carl Roaches	20	159	8.0	23	0
1984	Carl Roaches	26	152	5.8	18	0
1985	Willie Drewrey	24	215	9.0	23	0
1986	Willie Drewrey	25	262	7.7	25	0
1987	Kenny Johnson	24	196	8.2	26	0
1988	Kenny Johnson	30	170	5.7	16	0
1989	Kenny Johnson	19	122	6.4	19	0
1990	Gerald McNeil	30	172	5.7	26	0
1991	Pat Coleman	22	138	6.3	24	0
1992	Webster Slaughter	20	142	7.1	20	0
1993	Willie Drewrey	41	275	6.7	18	0
1994	Ernest Givins	37	210	5.7	78t	1
1995	Mel Gray	30	303	10.1	20	0
1996	Mel Gray	22	205	9.3	40	0
1997	Mel Gray	17	144	8.5	30	0
1998	Derrick Mason	31	228	7.4	25	0
1999	Derrick Mason	26	225	8.7	65t	1
2000	Derrick Mason	51	662	13.0	69t	1
2001	Derrick Mason	20	128	6.4	20	0
2002	John Simon	13	113	8.7	30	0
2003	Justin McCareins	29	330	11.4	58t	1
2004	Derrick Mason	24	93	3.9	13	0
2005	Pacman Jones	29	272	9.4	52t	1
2006	Pacman Jones	34	440	12.9	90t	3
2007	Chris Davis	31	293	9.5	39	0
2008	Chris Carr	32	323	10.1	44	0
2009	Alvin Pearman	11	112	10.2	18	0
2010	Marc Mariani	27	329	12.2	87t	1
2011	Marc Mariani	46	490	10.7	79t	1
2012	Darius Reynaud	31	410	13.2	81t	2
2013	Darius Reynaud	18	135	7.5	35	0
2014	Dexter McCluster	22	155	7.0	48	0
2015	Dexter McCluster	24	217	9.0	37	0
2016	Marc Mariani	29	235	8.1	18	0
2017	Adoree' Jackson	34	290	8.5	46	0
2018	Adoree' Jackson	16	148	9.3	26	0
2019	Adam Humphries	12	78	6.5	21	0
2020	Kalif Raymond	23	208	9.0	40	0

## YEAR-BY-YEAR LEADERS

## INTERCEPTIONS

Year	Player	No	Yds	Avg	Lg	TD
1960	Mark Johnston (CB)	4	42	10.5	33	0
	Dennit Morris (LB)	4	32	8.0	26	0
	Julian Spence (S)	4	5	1.3	5	0
1961	Jim Norton (S)	9	150	16.7	36	0
1962	Jim Norton (S)	8	75	9.4	36	0
1963	Fred Glick (S)	12	180	15.0	40	1
1964	Pete Jaquess (CB)	8	141	17.6	98t	1
1965	W.K. Hicks (CB)	9	156	17.3	31	0
1966	Jim Norton (S)	4	125	31.3	56	0
	Fred Glick (S)	4	47	11.8	41	0
1967	Miller Farr (CB)	10	264	26.4	67	3
1968	Ken Houston (S)	5	160	32.0	66t	2
1969	Miller Farr (CB)	6	48	8.0	35	0
1970	Zeke Moore (CB)	6	85	14.2	32	0
1971	Ken Houston (S)	9	220	24.4	48t	4
1972	Bob Atkins (S)	2	37	18.5	34	0
	John Charles (S)	2	6	3.0	6	0
1973	Guy Roberts (LB)	4	55	13.8	27	0
	Jeff Severson (S)	4	24	6.0	19	0
1974	Bob Atkins (S)	6	85	14.2	36	0
1975	Zeke Moore (CB)	5	137	27.4	74	0
1976	C.L. Whittington (S)	5	103	20.6	50	0
1977	Mike Reinfeldt (S)	5	78	15.6	30	0
1978	Willie Alexander (CB)	5	51	10.2	29	0
1979	Mike Reinfeldt (S)	12	205	17.1	39	0
1980	Jack Tatum (S)	7	100	14.3	35	0
1981	Greg Sterrick (CB)	3	94	31.3	38	0
	Carter Hartwig (DB)	3	78	26.0	36	0
1982	Robert Brazile (LB)	1	31	31.0	31	0
	Gregg Bingham (LB)	1	8	8.0	8	0
	Vernon Pery (S)	1	8	8.0	8	0
1983	Willie Tullis (DB)	5	65	13.0	44	0
1984	Willie Tullis (DB)	4	48	12.0	22	0
1985	Steve Brown (CB)	5	41	8.2	22	0
1986	Allen Lyday (S)	3	24	8.0	24	0
	Patrick Allen (CB)	3	20	6.7	18	0
1987	Keith Bostic (S)	6	-14	-2.3	7	0
1988	Jeff Donaldson (S)	4	29	7.3	23	0
1989	Steve Brown (CB)	5	54	10.8	41	0
1990	Richard Johnson (CB)	8	100	12.5	35	1
1991	Cris Dishman (CB)	6	61	10.2	43	0
1992	Jerry Gray (CB)	6	24	4.0	22	0
1993	Marcus Robertson (S)	7	137	19.6	69	0
1994	Darryll Lewis (CB)	5	57	11.4	20	0
1995	Darryll Lewis (CB)	6	145	24.2	98t	1
1996	Darryll Lewis (CB)	5	103	20.6	53	1
1997	Darryll Lewis (CB)	5	115	23.0	47t	1
	Marcus Robertson (S)	5	127	25.4	48	0
1998	Darryll Lewis (CB)	4	40	10.0	33	0
1999	Samari Rolle (CB)	4	65	16.3	30	0
2000	Samari Rolle (CB)	7	140	20.0	81t	1
2001	Andre Dyson (CB)	3	36	12.0	36	0
	Samari Rolle (CB)	3	3	1.0	3	0
2002	Lance Schulters (S)	6	56	9.3	28	0
2003	Samari Rolle (CB)	6	141	23.5	52	0
2004	Andre Dyson (CB)	6	135	22.5	44	0
2005	Reynaldo Hill (CB)	3	88	29.3	52t	1
2006	Chris Hope (S)	5	105	21.0	61t	1
2007	Keith Bulluck (LB)	5	63	12.6	35	0
2008	Michael Griffin (S)	7	172	24.6	83t	1
2009	Cortland Finnegan (CB)	5	194	38.8	80	1
2010	Michael Griffin (S)	4	50	12.5	28	0
2011	Michael Griffin (S)	2	0	0.0	0	0
	Jason McCourty (CB)	2	52	26.0	30	0
2012	Michael Griffin (S)	4	59	14.8	33	0
	Jason McCourty (CB)	4	29	7.3	28	0
2013	Alterraun Verner (CB)	5	68	13.6	34	1
2014	Jason McCourty (CB)	3	0	0.0	0	0
2015	Zach Brown (LB)	2	45	22.5	45	0
	Coty Sensabaugh (CB)	2	42	21.0	26t	1
2016	Perrish Cox (CB)	3	3	1.0	3	0
2017	Kevin Byard (S)	8	130	16.3	33	0
2018	Kevin Byard (S)	4	1	0.3	1	0
2019	Kevin Byard (S)	5	79	15.8	28	0
2020	Malcolm Butler (CB)	4	111	27.8	68	0
	Amani Hooker (S)	4	11	2.8	6	0

## SACKS

Year	Player	Total
1960	Don Floyd (DE)	4
1961	Doug Cline (LB)	6
1962	Ed Husmann (DT)	10
1963	Ed Husmann (DT)	5
	Gary Cutsinger (DE)	5
1964	Ed Husmann (DT)	4
	Don Floyd (DE)	4
1965	Gary Cutsinger (DE)	7
1966	Gary Cutsinger (DE)	5
1967	George Rice (DT)	6
1968	Pat Holmes (DE)	6
1969	Elvin Bethea (DE)	14
1970	Elvin Bethea (DE)	9.5
1971	Elvin Bethea (DE)	13
1972	Mike Tilleman (DT)	12
1973	Elvin Bethea (DE)	17
1974	Ted Washington (LB)	11
1975	Curly Culp (DT)	11.5
1976	Elvin Bethea (DE)	14.5
1977	James Young (DE)	7.5
1978	Elvin Bethea (DE)	8
1979	Jesse Baker (DE)	15.5
1980	Mike Stensrud (DE)	7
1981	Jesse Baker (DE)	10
1982	Jesse Baker (DE)	7.5
1983	Jesse Baker (DE)	5.5
1984	Jesse Baker (DE)	11
1985	Jesse Baker (DE)	5.5
1986	Ray Childress (DE)	5
1987	Ray Childress (DE)	6
1988	Ray Childress (DE)	8.5
	William Fuller (DE)	8.5
1989	Ray Childress (DE)	8.5
1990	Sean Jones (DE)	12.5
1991	William Fuller (DE)	15
1992	Ray Childress (DE)	13
1993	Sean Jones (DE)	13
1994	Lamar Lathon (DE)	8.5
1995	Anthony Cook (DE)	4.5
	Henry Ford (DE)	4.5
1996	Anthony Cook (DE)	7.5
1997	Kenny Holmes (DE)	7
	Gary Walker (DT)	7
1998	Lonnie Marts (LB)	4
1999	Jevon Kearse (DE)	14.5
2000	Jevon Kearse (DE)	11.5
2001	Jevon Kearse (DE)	10.0
2002	Kevin Carter (DE)	10.0
2003	Jevon Kearse (DE)	9.5
2004	Kevin Carter (DE)	6.0
2005	Kyle Vanden Bosch (DE)	12.5
2006	Kyle Vanden Bosch (DE)	6.5
2007	Kyle Vanden Bosch (DE)	12
2008	Albert Haynesworth (DT)	8.5
2009	Jacob Ford (DE)	5.5
2010	Jason Babin (DE)	12.5
2011	Karl Klug (DT)	7.0
2012	Derrick Morgan (DE)	6.5
2013	Jurrell Casey (DT)	10.5
2014	Derrick Morgan (OLB)	6.5
2015	Jurrell Casey (DT)	7.0
	Brian Orakpo (OLB)	7.0
2016	Brian Orakpo (OLB)	10.5
2017	Derrick Morgan (OLB)	7.5
2018	Jurrell Casey (DT)	7.0
2019	Harold Landry III (OLB)	9.0
2020	Harold Landry III (OLB)	5.5

## YEAR-BY-YEAR LEADERS

### TACKLES (SINCE 1974)

Year	Player	Solo	Assist	Total	Year	Player	Solo	Assist	Total
1974	Gregg Bingham (LB)	128	78	206	1999	Blaine Bishop (S)	83	30	113
1975	Gregg Bingham (LB)	110	75	185		Eddie Robinson (LB)	64	49	113
1976	Gregg Bingham (LB)	100	91	191	2000	Randall Godfrey (LB)	97	72	169
1977	Gregg Bingham (LB)	95	95	190	2001	Randall Godfrey (LB)	79	32	111
1978	Gregg Bingham (LB)	109	114	223	2002	Keith Bulluck (LB)	116	64	180
1979	Gregg Bingham (LB)	100	103	203	2003	Keith Bulluck (LB)	110	61	171
1980	Gregg Bingham (LB)	112	100	212	2004	Keith Bulluck (LB)	108	63	171
1981	Gregg Bingham (LB)	112	60	172	2005	Keith Bulluck (LB)	106	44	150
1982	Daryl Hunt (LB)	61	24	85	2006	Keith Bulluck (LB)	107	54	161
1983	Gregg Bingham (LB)	87	48	135	2007	David Thornton (LB)	97	43	140
1984	Robert Abraham (LB)	106	92	198	2008	Keith Bulluck (LB)	83	37	120
1985	Avon Riley (LB)	80	67	147	2009	Stephen Tulloch (LB)	95	37	132
1986	John Grimsley (LB)	112	87	199	2010	Stephen Tulloch (LB)	121	48	169
1987	Al Smith (LB)	46	56	102	2011	Jordan Babineaux (S)	81	36	117
1988	John Grimsley (LB)	70	45	115	2012	Akeem Ayers (LB)	79	31	110
1989	John Grimsley (LB)	73	30	103	2013	Bernard Pollard (S)	93	49	142
1990	Al Smith (LB)	78	26	104	2014	Wesley Woodyard (LB)	66	68	134
1991	Al Smith (LB)	101	45	146	2015	Avery Williamson (LB)	79	58	137
1992	Al Smith (LB)	70	52	122	2016	Avery Williamson (LB)	76	73	149
1993	Al Smith (LB)	67	28	95	2017	Wesley Woodyard (LB)	104	68	172
1994	Al Smith (LB)	97	45	142	2018	Wesley Woodyard (LB)	85	39	124
1995	Blaine Bishop (S)	75	22	97	<b>2019</b>	<b>Rashaan Evans (LB)</b>	<b>84</b>	<b>55</b>	<b>139</b>
1996	Blaine Bishop (S)	73	36	100	<b>2020</b>	<b>Kevin Byard (S)</b>	<b>79</b>	<b>32</b>	<b>111</b>
1997	Barron Wortham (LB)	61	36	97					
1998	Joe Bowden (LB)	88	57	145					

## INDIVIDUAL RECORDS: SERVICE

### Number of Games Played in Regular Season

1960-77: 14 games

1978-81, 1983-86, 1988-present: 16 games

1982: 9 games

1987: 15 games

### Most Seasons

19	Bruce Matthews, 1983-2001
16	Elvin Bethea, 1968-83
13	Brad Hopkins, 1993-2005
12	Gregg Bingham, 1973-84
12	Mike Munchak, 1982-93
12	Craig Hentrich, 1998-09

### Most Seasons, Active

12	<b>Brett Kern</b> , 2009-20
7	<b>DaQuan Jones</b> , 2014-20
7	<b>Taylor Lewan</b> , 2014-20

### Most Games Played

296	Bruce Matthews, 1983-2001
210	Elvin Bethea, 1968-83
194	Brad Hopkins, 1993-2005
183	<b>Brett Kern</b> , 2009-20
177	Craig Hentrich, 1998-2009
173	Gregg Bingham, 1973-84

160	Ray Childress, 1985-95
159	Mike Munchak, 1982-93
157	Keith Bulluck, 2000-09
152	Benji Olson, 1998-2007
151	Al Del Greco, 1991-2000
148	Michael Roos, 2005-14
147	Robert Brazile, 1975-84
146	Ted Thompson, 1975-84
145	Zeke Moore, 1967-77
144	Rob Bironas, 2005-13
144	Ken Burrough, 1971-81
141	Michael Griffin, 2007-15
141	Warren Moon, 1984-93

### Most Games Played, Active

183	<b>Brett Kern</b> , 2009-20
99	<b>DaQuan Jones</b> , 2014-20

### Most Consecutive Games Played

232	Bruce Matthews, 1987-2001
177	<b>Brett Kern</b> , 2009-20
147	Robert Brazile, 1975-84
146	Craig Hentrich, 1998-2007
144	Rob Bironas, 2005-13
135	Beau Brinkley, 2012-20
135	Elvin Bethea, 1968-77

135	Keith Bulluck, 2000-09
134	Gregg Bingham, 1973-81
128	Eddie George, 1996-2003

### Most Consecutive Games Played, Active

79	<b>Kevin Byard</b> , 2016-20
47	<b>DaQuan Jones</b> , 2018-20

### Most Consecutive Games Started

229	Bruce Matthews, 1987-2001
147	Robert Brazile, 1975-84
135	Elvin Bethea, 1968-77
134	Gregg Bingham, 1973-81
128	Eddie George, 1996-2003
127	Keith Bulluck, 2001-09

### Most Consecutive Games Started, Active

71	<b>Kevin Byard</b> , 2016-20
48	<b>DaQuan Jones</b> , 2018-20
35	<b>Harold Landry III</b> , 2018-20
32	<b>Rashaan Evans</b> , 2019-20

## INDIVIDUAL RECORDS: SCORING

### Most Seasons Leading Team

9	Rob Bironas, 2005-13
9	Al Del Greco, 1992-2000
7	George Blanda, 1960-66
5	Ryan Succop, 2014-18
5	Tony Zendejas, 1985-90

### Most Consecutive Seasons Leading Team

9	Rob Bironas, 2005-13
9	Al Del Greco, 1992-2000
7	George Blanda, 1960-66

5	Ryan Succop, 2014-18
5	Tony Zendejas, 1985-89

## POINTS

### Career

1,060	Al Del Greco, 1991-2000 (322 PAT, 246 FG)
1,032	Rob Bironas, 2005-13 (315 PAT, 239 FG)

598	George Blanda, 1960-66 (4 TD, 301 PAT, 91 FG)
548	Tony Zendejas, 1985-90 (197 PAT, 117 FG)
529	Ryan Succop, 2014-19 (178 PAT, 117 FG)
450	Eddie George, 1996-2003 (74 TD, 3 two-point)
438	Earl Campbell, 1978-84 (73 TD)

## INDIVIDUAL RECORDS: SCORING

### Season

136	Ryan Succop, 2017 (31 PAT, 35 FG)
136	Al Del Greco, 1998 (28 PAT, 36 FG)
133	Rob Bironas, 2007 (28 PAT, 35 FG)
131	Al Del Greco, 1996 (35 PAT, 32 FG)
127	Rob Bironas, 2008 (40 PAT, 29 FG)
126	Al Del Greco, 1993 (39 PAT, 29 FG)
123	Gary Anderson, 2003 (42 PAT, 27 FG)

### Most Seasons, 100 or More Points

8	Al Del Greco, 1992-93, 1995-2000
7	Rob Bironas, 2007-13
3	Ryan Succop, 2016-18
2	George Blanda, 1960-61
2	Tony Zendejas, 1988-89
2	<b>Derrick Henry</b> , 2019-20

### Season, Rookie

92	Tony Zendejas, 1985 (29 PAT, 21 FG)
86	Roy Gerela, 1969 (29 PAT, 19 FG)
72	Bill Groman, 1960 (12 TD)

### Game

30	Billy Cannon, @ N.Y. Titans, 12/10/61 (5 TD)
26	Rob Bironas, @ Hou., 10/21/07 (8 FG, 2 PAT)
26	George Blanda, vs. L.A. Chargers, 9/18/60 (3 TD, 5 PAT, 1 FG)

### Game, Opponent

24	Art Powell, @ Oakland, 12/22/63
24	Corey Dillon, @ Cincinnati, 12/4/97
19	Robbie Gould, @ San Francisco, 12/17/17
19	Cody Parkey, @ Philadelphia, 11/23/14
19	Horst Muhlmann, vs. Cincinnati, 12/17/72

### Most Consecutive Games Scoring

67	Al Del Greco, 1994-00
46	Rob Bironas, 2006-08

## TOUCHDOWNS

### Career

74	Eddie George, 1996-2003
73	Earl Campbell, 1978-84
58	Chris Johnson, 2008-13
58	<b>Derrick Henry</b> , 2016-20
51	Charlie Hennigan, 1960-66
48	Kenny Burrough, 1971-81
	Ernest Givins, 1986-94

### Season

19	Earl Campbell, 1979
18	<b>Derrick Henry</b> , 2019
18	Bill Groman, 1961

### Game

5	Billy Cannon, @ N.Y. Titans, 12/10/61
---	---------------------------------------

### Game, Opponent

4	Art Powell, @ Oakland, 12/22/63
4	Bob Hayes, @ Dallas, 12/20/70
4	Corey Dillon, @ Cincinnati, 12/4/97

3	21 times, last by Antonio Brown, @ Pittsburgh, 11/16/17
---	---

### Most Consecutive Team Games Scoring TD

8	Bill Groman, 1961
6	DeMarco Murray, 2016
5	<b>Derrick Henry</b> , 2020
5	<b>Derrick Henry</b> , 2019
5	Hoyle Granger, 1967
5	Ken Burrough, 1977
5	Earl Campbell, 1979
5	Earl Campbell, 1983
5	Chris Sanders, 1995
5	Eddie George, 1998-99
5	Kenny Britt, 2010

## POINTS AFTER TOUCHDOWNS

### Career

322	Al Del Greco, 1991-2000
315	Rob Bironas, 2005-13
301	George Blanda, 1960-66
197	Tony Zendejas, 1985-90
178	Ryan Succop, 2014-19
149	Toni Fritsch, 1977-81

### Season

64	George Blanda, 1961
48	George Blanda, 1962
	Tony Zendejas, 1988

### Game

8	George Blanda, vs. N.Y. Titans, 10/14/62
7	George Blanda, @ Denver, 11/5/61
7	George Blanda, vs. N.Y. Titans, 11/19/61
7	George Blanda, @ Oakland, 12/22/63
7	Teddy Garcia, vs. Cleveland, 12/9/90

### Most Made, Opponent, Game

8	Stephen Gostkowski, @ New England, 10/18/09
7	Mason Crosby, @ Green Bay, 12/23/12
7	Cotton Davidson, @ Oakland, 12/22/63
7	Horst Muhlmann, vs. Cincinnati, 12/17/72
7	Jim Breech, @ Cincinnati, 12/17/89
7	Sebastian Janikowski, @ Oakland, 9/29/02
7	Lawrence Tynes, vs. Kansas City, 12/13/04

### Most Consecutive PATs

285	Rob Bironas, 2006-13
229	Al Del Greco, 1993-2000
79	Gary Anderson, 2003-04
76	Al Del Greco, 1991-93
75	Skip Butler, 1972-76

### Most Two-Point Conversions, Career

3	Eddie George, 1996-2003
3	Haywood Jeffires, 1987-95
3	Steve McNair, 1995-2005
3	<b>Ryan Tannehill</b> , 2019-2020

### Most Two-Point Conversions, Season

3	Haywood Jeffires, 1994
---	------------------------

### Most Two-Point Conversions, Game

1	34 times, last by Derrick Henry vs. Detroit, 12/20/20 (run)
---	---

### Most Two-Point Conversions, Opponent, Game

2	Charles Johnson @ Pittsburgh, 11/1/98 (pass, pass)
---	--

## FIELD GOALS

### Most Attempted, Career

295	Al Del Greco, 1991-2000
279	Rob Bironas, 2005-13
187	George Blanda, 1960-66
163	Tony Zendejas, 1985-90
140	Ryan Succop, 2014-19
122	Skip Butler, 1972-77

### Most Attempted, Season

42	Ryan Succop, 2017
40	Roy Gerela, 1969
39	Al Del Greco, 1998
39	Rob Bironas, 2007
38	Al Del Greco, 1996
37	Tony Zendejas, 1989
35	Al Del Greco, 1997

### Most Attempted, Game

8	Rob Bironas, @ Houston, 10/21/07
6	George Blanda, vs. N.Y. Titans, 10/9/60
6	George Blanda, vs. Denver, 9/14/63
6	Skip Butler, @ Cleveland, 10/12/75
6	Al Del Greco, vs. Atlanta, 12/5/93
6	<b>Stephen Gostkowski</b> , @ Minnesota, 9/27/20

### Most Attempted, Opponent, Game

7	Tom Dempsey, Philadelphia, 11/12/72
6	Roy Gerela, Pittsburgh, 12/9/73
6	Jim Breech, @ Cincinnati, 11/1/87
6	John Carney, @ San Diego, 9/19/93
6	Sebastian Janikowski, @ Oakland, 11/24/13
6	Robbie Gould, @ San Francisco, 12/17/17
6	Cody Parkey, @ Philadelphia, 11/23/14
6	Blair Walsh, Minnesota, 9/11/16

### Most Made, Career

246	Al Del Greco, 1991-2000
239	Rob Bironas, 2005-13
117	Ryan Succop, 2014-19
117	Tony Zendejas, 1985-90
91	George Blanda, 1960-66
81	Toni Fritsch, 1977-81

### Most Made, Season

36	Al Del Greco, 1998
35	Ryan Succop, 2017
35	Rob Bironas, 2007
32	Al Del Greco, 1996
29	Al Del Greco, 1993
29	Rob Bironas, 2008
29	Rob Bironas, 2011

## INDIVIDUAL RECORDS: SCORING

### Most Made, Game

* 8	Rob Bironas, @ Houston, 10/21/07
6	<b>Stephen Gostkowski</b> , @ Minnesota, 9/27/20
5	Ryan Succop, vs. Indianapolis, 10/16/17
5	Al Del Greco, @ Philadelphia, 12/3/2000
5	Roy Gerela, vs. Miami, 9/28/69

\* Denotes NFL Record

### Most Made, Opponent, Game

6	Robbie Gould, @ San Francisco, 12/17/17
6	Tom Dempsey, vs. Philadelphia, 11/12/72
6	John Carney, @ San Diego, 9/19/93
5	8 times, last by Jason Myers, vs. N.Y. Jets, 12/2/18

### Most Consecutive Field Goals Made

20	Al Del Greco, 1998-99
20	Rob Bironas, 2007-08
20	Rob Bironas, 2010
20	Rob Bironas, 2011-12
19	Ryan Succop, 2016-17
19	Rob Bironas, 2007
18	Al Del Greco, 1995-96
16	Ryan Succop, 2017
15	Ryan Succop, 2014-15
14	Al Del Greco, 1999-2000
14	Rob Bironas, 2011

### Most Consecutive Games With Field Goal Made

20	Rob Bironas, 2009-10
----	----------------------

19	Rob Bironas, 2006-07
13	Rob Bironas, 2011-12
12	Al Del Greco, 1998
12	Gary Anderson, 2003
12	Rob Bironas, 2008
10	George Blanda, 1964-65
10	George Blanda, 1966
10	Ryan Succop, 2016-17

### Longest Field Goal

60	Rob Bironas, vs. Indianapolis, 12/3/06
56	Al Del Greco, vs. San Francisco, 10/27/96
56	Rob Bironas, @ Denver, 11/19/07
55	<b>Stephen Gostkowski</b> , @ Minnesota, 9/27/20
55	Rob Bironas, vs. Denver, 10/3/10
55	Rob Bironas, vs. Houston, 12/29/13
55	George Blanda, vs. San Diego, 12/3/61
54	<b>Stephen Gostkowski</b> , @ Minnesota, 9/27/20
54	George Blanda, @ Oakland, 11/11/62
54	Skip Butler, @ Buffalo, 9/19/76
54	Al Del Greco, vs. Kansas City, 9/20/92
54	Ryan Succop, @ Buffalo, 10/7/18

### Longest Field Goal, Opponent

64	Matt Prater, @ Denver, 12/8/13
56	Jason Myers, @ Jacksonville, 12/24/16
56	Jason Elam, Denver, 11/26/95
55	Chris Bahr, @ Cincinnati, 9/23/79

55	Matt Stover, Cleveland, 11/17/91
54	(six times, last by Jason Myers, N.Y. Jets, 12/2/18)

### Highest Field Goal Percentage, Career (100 made)

85.7	Rob Bironas, 2005-13, (239 of 279)
83.6	Ryan Succop, 2014-19 (117 of 140)
83.4	Al Del Greco, 1991-2000, (246 of 295)

### Season

92.3	Al Del Greco, 1998 (36 of 39)
92.3	Rob Bironas, 2010 (24 of 26)
91.7	Ryan Succop, 2016 (22 of 24)
90.6	Rob Bironas, 2011 (29 of 32)
89.7	Rob Bironas, 2007 (35 of 39)
87.9	Rob Bironas, 2008 (29 of 33)
87.5	Ryan Succop, 2015 (14 of 16)
87.1	Gary Anderson, 2003 (27 of 31)
87.1	Al Del Greco, 1995 (27 of 31)
86.7	Ryan Succop, 2018 (26 of 30)

## SAFETIES

### Most Safeties, Career

2	Elvin Bethea (1968-83)
2	James Young (1977-79)

### Most Safeties, Game

1	41 times, last by Cameron Wake at Cleveland (9/8/19), sack in end zone
---	--

## INDIVIDUAL RECORDS: RUSHING

### Most Seasons Leading Team

8	Eddie George, 1996-2003
6	Earl Campbell, 1978-84
6	Chris Johnson, 2008-13
4	<b>Derrick Henry</b> , 2017-20
4	Mike Rozier, 1985-90

### Most Consecutive Seasons Leading Team

8	Eddie George, 1996-2003
6	Earl Campbell, 1978-83
6	Chris Johnson, 2008-13
4	<b>Derrick Henry</b> , 2017-20
4	Mike Rozier, 1985-88

## ATTEMPTS

### Career

2,733	Eddie George, 1996-2003
1,979	Earl Campbell, 1978-84
1,742	Chris Johnson, 2008-13
1,182	<b>Derrick Henry</b> , 2016-20
1,000	Lorenzo White, 1988-94
910	Mike Rozier, 1985-90
907	Charles Tolar, 1960-66
773	Hoyle Granger, 1966-70, 72

### Season

403	Eddie George, 2000
378	<b>Derrick Henry</b> , 2020
373	Earl Campbell, 1980
368	Earl Campbell, 1979
361	Earl Campbell, 1981

### Game

39	Earl Campbell, vs. Seattle, 10/11/81
38	Earl Campbell, @ Kansas City, 10/12/80
37	Earl Campbell, vs. Cincinnati, 10/4/81

### Game, Opponent

39	Corey Dillon, @ Cincinnati, 12/4/97
34	Rodney Hampton, N.Y. Giants, 11/21/94
33	Le'Veon Bell, Pittsburgh, 11/17/14
32	Greg Pruitt, Cleveland, 12/3/81
32	Tony Collins, @ New England, 11/28/82
32	Melvin Gordon, @ San Diego, 11/6/16

## YARDS GAINED

### Career

10,009	Eddie George, 1996-2003
8,574	Earl Campbell, 1978-84
7,965	Chris Johnson, 2008-13
5,860	<b>Derrick Henry</b> , 2016-20
4,079	Lorenzo White, 1988-94
3,514	Hoyle Granger, 1966-70, 72
3,439	Steve McNair, 1995-05
3,426	Mike Rozier, 1985-90

### Season

2,027	<b>Derrick Henry</b> , 2020
-------	-----------------------------

2,006	Chris Johnson, 2009
1,934	Earl Campbell, 1980
1,697	Earl Campbell, 1979
1,540	<b>Derrick Henry</b> , 2019
1,509	Eddie George, 2000
1,450	Earl Campbell, 1978

### Season, Rookie

1,450	Earl Campbell, 1978
1,368	Eddie George, 1996
1,228	Chris Johnson, 2008
947	Rodney Thomas, 1995
756	Sid Blanks, 1964
652	Rob Carpenter, 1977

### Game

250	<b>Derrick Henry</b> @ Houston, 1/3/21
238	<b>Derrick Henry</b> vs. Jacksonville, 12/6/18
228	Chris Johnson vs. Jacksonville, 11/1/09
216	Billy Cannon, @ N.Y. Titans, 12/10/61
216	Eddie George, vs. Oakland, 8/31/97
215	<b>Derrick Henry</b> , at Jacksonville, 12/13/20
212	<b>Derrick Henry</b> , vs. Houston, 10/18/20
211	<b>Derrick Henry</b> , @ Houston, 12/29/19
206	Earl Campbell, @ Chicago, 11/16/80

## INDIVIDUAL RECORDS: RUSHING

### Game, Opponent

246	Corey Dillon, @ Cincinnati, 12/4/97
215	Eric Dickerson, @ L.A. Rams, 12/9/84
204	Le'Veon Bell, Pittsburgh, 11/17/14
201	James Brooks, @ Cincinnati, 12/23/90

### Longest Run

99	<b>Derrick Henry</b> vs. Jacksonville, 12/6/18 (TD)
94	<b>Derrick Henry</b> vs. Houston, 10/18/20 (TD)
94	Chris Johnson vs. N.Y. Jets, 12/17/12 (TD)
91	Chris Johnson vs. Houston, 9/20/09 (TD)
91	Sid Blanks vs. N.Y. Jets, 12/13/64 (TD)
89	Chris Johnson vs. Jacksonville, 11/1/09 (TD)
87	Marcus Mariota vs. Jacksonville, 12/6/15 (TD)
85	Chris Johnson vs. Arizona, 11/29/09 (TD)
83	Chris Johnson @ Buffalo, 10/21/12 (TD)
81	Earl Campbell vs. Miami, 11/20/78 (TD)

### Longest Run, Opponent

97	Lamar Miller, @ Houston, 11/26/18 (TD)
91	Wilbert Montgomery, @ Philadelphia, 12/19/82 (TD)
80	Donald Brown, @ Indianapolis, 12/18/11 (TD)
80	Corey Dillon at Cincinnati, 10/8/2000 (TD)
80	Wray Carlton, vs. Buffalo, 12/5/65 (TD)
79	Bill Mathis, @ N.Y. Jets, 11/21/65

### Most Seasons, 1,000 or More Yards

7	Eddie George, 1996-2000, 2002-03
6	Chris Johnson, 2008-13
5	Earl Campbell, 1978-81, 1983
3	<b>Derrick Henry</b> , 2018-20
1	Nine players, last by DeMarco Murray in 2016

### Most Consecutive Seasons, 1,000 or More Yards

6	Chris Johnson, 2008-13
5	Eddie George, 1996-2000
4	Earl Campbell, 1978-81
3	<b>Derrick Henry</b> , 2018-20
2	Eddie George, 2002-03

### Most Games, 200 or More Yards, Season

4	Earl Campbell, 1980
3	<b>Derrick Henry</b> , 2020

### Most Games, 100 or More Yards, Career

39	Earl Campbell, 1978-84
36	Eddie George, 1996-03
35	Chris Johnson, 2008-13
20	<b>Derrick Henry</b> , 2016-20
11	Hoyle Granger, 1966-70, 1972
8	Mike Rozier, 1985-90

### Most Games, 100 or More Yards, Season

12	Chris Johnson, 2009
11	Earl Campbell, 1979
10	Earl Campbell, 1980
10	<b>Derrick Henry</b> , 2020
8	Chris Johnson, 2010
8	Eddie George, 1997
7	Hoyle Granger, 1967
7	Earl Campbell, 1978, 1983

### Most Consecutive Games, 100 or More Yards

12	Chris Johnson, 2009-10
7	Earl Campbell, 1979
6	Earl Campbell, 1980
5	Eddie George, 1998

## AVERAGE GAIN

### Career (Minimum 750 attempts)

4.96	<b>Derrick Henry</b> (2016-20)
4.57	Chris Johnson (2008-13)
4.56	Hoyle Granger (1966-70, 1972)
4.33	Earl Campbell (1978-84)
4.08	Lorenzo White (1988-94)

### Season

5.60	Chris Johnson, 2009
5.36	<b>Derrick Henry</b> , 2020
5.21	Sid Blanks, 1964

5.18	Earl Campbell, 1980
5.14	Gary Brown, 1993
5.08	<b>Derrick Henry</b> , 2019
5.05	Hoyle Granger, 1967

## TOUCHDOWNS

### Career

73	Earl Campbell, 1978-84
64	Eddie George, 1996-2003
55	<b>Derrick Henry</b> , 2016-20
50	Chris Johnson, 2008-13
36	Steve McNair, 1995-2005
29	Lorenzo White, 1988-94
27	Mike Rozier, 1985-90

### Season

19	Earl Campbell, 1979
17	<b>Derrick Henry</b> , 2020
16	<b>Derrick Henry</b> , 2019
15	LenDale White, 2008
14	Eddie George, 2000
14	Chris Johnson, 2009

### Season, Rookie

13	Earl Campbell, 1978
----	---------------------

### Game

4	<b>Derrick Henry</b> , vs. Jacksonville, 12/6/18
4	Earl Campbell, vs. Miami, 11/20/78
4	Lorenzo White, vs. Cleveland, 12/9/90

### Game, Opponent

4	Corey Dillon, @ Cincinnati, 12/4/97
3	12 times, last by Marshall Faulk, @ Ind., 9/4/94

### Most Consecutive Games, Rushing Touchdown

6	Earl Campbell, 9/4/83-10/16/83
5	<b>Derrick Henry</b> , 9/27/20-11/1/20
5	<b>Derrick Henry</b> , 11/3/19-12/8/19
5	Earl Campbell, 9/16/79-10/14/79
5	DeMarco Murray, 10/16/16-11/13/16
4	(Seven times, last by <b>Derrick Henry</b> , 12/2/18-12/22/18)

## INDIVIDUAL RECORDS: PASSING

### Most Seasons Leading Team

10	Warren Moon, 1984-93
9	Dan Pastorini, 1971-79
8	Steve McNair, 1997-2003, 2005

### Most Consecutive Seasons Leading Team

10	Warren Moon, 1984-93
9	Dan Pastorini, 1971-79
7	George Blanda, 1960-66
7	Steve McNair, 1997-2003

## ATTEMPTS

### Career

4,546	Warren Moon, 1984-93
3,871	Steve McNair, 1995-2005
2,784	George Blanda, 1960-66
2,767	Dan Pastorini, 1971-79
1,765	Marcus Mariota, 2015-19

1,190	Vince Young, 2006-10
1,081	Kerry Collins, 2006-10
824	Pete Beathard, 1967-69
767	<b>Ryan Tannehill</b> , 2019-20
739	Ken Stabler, 1980-81

### Season

655	Warren Moon, 1991
584	Warren Moon, 1990
520	Warren Moon, 1993
518	Matt Hasselbeck, 2011
505	George Blanda, 1964
492	Steve McNair, 1998
492	Steve McNair, 2002

### Game

68	George Blanda, @ Buffalo, 11/1/64
60	George Blanda, vs. Oakland, 11/7/65
60	Billy Volek, @ Oakland, 12/19/04

### Game, Opponent

61	Colt McCoy, @ Cleveland, 10/2/11
59	Peyton Manning, @ Denver, 12/8/13
54	Matt Barkley, @ Chicago, 11/27/16
54	Blake Bortles, Jacksonville, 10/27/16
54	Matt Schaub, Houston, 12/19/10
54	Eric Zeier, @ Cleveland, 11/5/95
53	(four times, last by Matt Ryan, @ Atlanta, 9/29/19)

## COMPLETIONS

### Career

2,632	Warren Moon, 1984-93
2,305	Steve McNair, 1995-2005
1,426	Dan Pastorini, 1971-79
1,347	George Blanda, 1960-66
1,110	Marcus Mariota, 2015-19
689	Vince Young, 2006-10

## INDIVIDUAL RECORDS: PASSING

613	Kerry Collins, 2006-10
516	<b>Ryan Tannehill</b> , 2019-20
458	Ken Stabler, 1980-81

### Season

404	Warren Moon, 1991
362	Warren Moon, 1990
319	Matt Hasselbeck, 2011
315	<b>Ryan Tannehill</b> , 2020
303	Warren Moon, 1993
301	Steve McNair, 2002
293	Ken Stabler, 1980

### Game

41	Warren Moon, vs. Dallas, 11/10/91
40	Billy Volek, @ Oakland, 12/19/04
39	Billy Volek, @ San Diego, 10/3/04
37	George Blanda, @ Buffalo, 11/1/64
36	Ryan Fitzpatrick, vs. Arizona, 12/15/13
36	Warren Moon, vs. Seattle, 11/7/93

### Game, Opponent

40	Colt McCoy, @ Cleveland, 10/2/11
39	Peyton Manning, @ Denver, 12/8/13
37	Peyton Manning, @ Indianapolis, 11/3/02
36	Tim Couch, Cleveland, 9/22/02
36	Peyton Manning, Indianapolis, 10/11/09
36	Drew Brees, New Orleans, 12/11/11
36	Patrick Mahomes, Kansas City, 11/10/19
36	Nick Foles, Chicago, 11/8/20

### Consecutive Completions in a Game (Since 1997)

19	Marcus Mariota, @ Houston, 11/26/18
15	Marcus Mariota, vs. Philadelphia, 9/30/18

### Consecutive Completions to Begin a Game (Since 1997)

19	Marcus Mariota, @ Houston, 11/26/18
10	Marcus Mariota, vs. Green Bay, 11/13/16
10	Steve McNair, @ New England, 9/20/98

## COMPLETION PERCENTAGE

### Career (Minimum 1,500 attempts)

62.9	Marcus Mariota, 2015-19 (1,110 of 1,765)
59.5	Steve McNair, 1995-2005 (2,305 of 3,871)
57.9	Warren Moon, 1984-93 (2,632 of 4,546)
51.5	Dan Pastorini, 1971-79 (1,426 of 2,767)
48.4	George Blanda, 1960-66 (1,347 of 2,784)

### Season

70.3	<b>Ryan Tannehill</b> , 2019 (201 of 286)
68.9	Marcus Mariota, 2018 (228 of 331)
65.6	Cody Carlson, 1992 (149 of 227)
65.5	<b>Ryan Tannehill</b> , 2020 (315 of 481)
64.7	Warren Moon, 1992 (224 of 346)
64.5	Ken Stabler, 1980 (293 of 454)

63.2	Chris Chandler, 1995 (225 of 356)
62.6	Steve McNair, 2000 (248 of 396)
62.5	Steve McNair, 2003 (250 of 400)

### Game (Min. 20 attempts)

95.7	Marcus Mariota, @ Houston, 11/26/18 (22 of 23)
88.5	Chris Chandler, @ Cincinnati, 9/24/95 (23 of 26)
85.7	Ken Stabler, vs. Baltimore, 9/21/80 (18 of 21)
82.6	Steve McNair, vs. Indianapolis, 12/8/02 (19 of 23)
82.6	Warren Moon, vs. Miami, 10/1/89 (19 of 23)
82.1	Ken Stabler, @ Cleveland, 9/15/80 (23 of 28)
81.8	Marcus Mariota, vs. Jacksonville, 10/27/16 (18 of 22)
80.0	Chris Chandler, @ Cleveland, 11/5/95 (16 of 20)

## YARDS GAINED

### Career

33,685	Warren Moon, 1984-93
27,141	Steve McNair, 1995-2005
19,149	George Blanda, 1960-66
16,846	Dan Pastorini, 1971-79
13,207	Marcus Mariota, 2015-19
8,098	Vince Young, 2006-10
6,804	Kerry Collins, 2006-10
6,561	<b>Ryan Tannehill</b> , 2019-20
5,190	Ken Stabler, 1980-81
5,128	Pete Beathard, 1967-69

### Season

4,690	Warren Moon, 1991
4,689	Warren Moon, 1990
3,819	<b>Ryan Tannehill</b> , 2020
3,631	Warren Moon, 1989
3,571	Matt Hasselbeck, 2011
3,489	Warren Moon, 1986
3,485	Warren Moon, 1993

### Game

527	Warren Moon, @ Kansas City, 12/16/90
492	Billy Volek, @ Oakland, 12/19/04
464	George Blanda, @ Buffalo, 10/29/61
457	Jacky Lee, @ Boston, 10/13/61
432	Warren Moon, vs. Dallas, 11/10/91

### Game, Opponent

446	Patrick Mahomes, Kansas City, 11/10/19
425	Peyton Manning, @ Indianapolis, 12/5/04
407	Tom Flores, @ Oakland, 12/22/63
406	Tony Romo, @ Dallas, 10/10/10
397	Peyton Manning, @ Denver, 12/8/13
397	Matt Ryan, @ Atlanta, 9/29/19
393	Andrew Luck, @ Indianapolis, 9/28/14
389	Drew Brees, @ New Orleans, 11/8/15
389	Jim McMahon, @ San Diego, 9/17/89

### Most Seasons, 3,000 or More Passing Yards

6	Warren Moon, 1984-93
5	Steve McNair, 1998, 2001-03, 2005

3	George Blanda, 1960-66
---	------------------------

### Most Games, 400 or More Passing Yards, Career

4	Warren Moon, 1984-93
2	Billy Volek, 2000-06
2	George Blanda, 1960-66
1	Ryan Fitzpatrick, 2013
1	Jacky Lee, 1960-63; 1966-67
1	Steve McNair, 1995-2005

### Most Games, 400 or More Passing Yards, Season

2	Billy Volek, 2004
2	George Blanda, 1961
2	Warren Moon, 1991

### Most Games, 300 or More Passing Yards, Career

38	Warren Moon, 1984-93
15	George Blanda, 1960-66

### Most Games, 300 or More Passing Yards, Season

9	Warren Moon, 1990
6	Warren Moon, 1991

### Most Consecutive Games, 300 or More Passing Yards

4	Warren Moon, 1990
3	George Blanda, 1964
3	Warren Moon, 1985
3	Warren Moon, 1991

### Longest Pass Completion (All TDs)

98	Jacky Lee (to Willard Dewweall), vs. S.D., 11/25/62
95	George Blanda (to Dick Compton), vs. Buffalo, 12/5/65
92	Jacky Lee (to Bill Groman), vs. Denver, 11/20/60

### Longest Pass Completion, Opponent (All TDs)

94	Jack Kemp (to Glenn Bass), Buffalo, 10/11/64
90	John McCormick (to Bob Scarpitto), @ Den 10/17/65

## TOUCHDOWN PASSES

### Career

196	Warren Moon, 1984-93
165	George Blanda, 1960-66
156	Steve McNair, 1995-2005
96	Dan Pastorini, 1971-79

### Season

36	George Blanda, 1961
33	Warren Moon, 1990
33	<b>Ryan Tannehill</b> , 2020
27	George Blanda, 1962
26	Marcus Mariota, 2016
24	Steve McNair, 2003
24	George Blanda, 1963
24	George Blanda, 1960

### Game

7*	George Blanda, vs. N.Y. Titans, 11/19/61
6	George Blanda, vs. N.Y. Titans, 10/14/62

## INDIVIDUAL RECORDS: PASSING

5	Steve McNair, vs. Jacksonville, 12/26/99
5	Warren Moon, at Cincinnati, 10/11/92
5	Warren Moon, at Cleveland, 11/18/90
5	Warren Moon, vs. Cincinnati, 10/14/90

\* Tied for NFL record

**Game, Opponent**

6	Tom Flores, @ Oakland, 12/22/63
6	Tom Brady, @ New England, 10/18/09
6	Ryan Fitzpatrick, @ Houston, 11/30/14
5	Joe Namath, @ N.Y. Jets, 9/18/66
5	Craig Morton, @ Dallas, 12/20/70
5	Jim Kelly, Buffalo, 9/24/89
5	Kerry Collins, @ Oakland, 12/19/04
5	Ben Roethlisberger, @ Pittsburgh, 10/9/11
5	Blake Bortles, Jacksonville, 12/6/15

**Most Consecutive Games, Touchdown Pass**

23	Steve McNair, 2001-2002
21	Warren Moon, 1990-91
17	Warren Moon, 1992-93
14	George Blanda, 1964-65

### HAD INTERCEPTED

**Career**

189	George Blanda, 1960-66
166	Warren Moon, 1984-93
139	Dan Pastorini, 1971-79

**Season**

42	George Blanda, 1962
28	Ken Stabler, 1980
26	Warren Moon, 1986

**Game**

6	George Blanda, @ Buffalo, 9/9/62
6	George Blanda, vs. Denver, 11/14/65

**Game, Opponent**

6	Joe Namath, @ N.Y. Jets, 10/15/67
6	Bobby Hebert, Atlanta, 12/5/93
5	Rick Norton, @ Miami, 11/23/69
5	Keith Null, St. Louis, 12/13/09
4	8 times, last by Mark Sanchez, N.Y. Jets, 12/17/12

**Most Consecutive Passes Attempted, No INT's**

205	Marcus Mariota, 2018-19
161	Kerry Collins, 2008
159	Jake Locker, 2012-13
154	Billy Joe Tolliver, 1994

**Most Attempts, No Interceptions, Game**

56	Warren Moon, vs. Dallas, 11/10/91
----	-----------------------------------

### PASSER RATING

**Career (minimum 1,500 attempts)**

89.6	Marcus Mariota, 2015-19
83.3	Steve McNair, 1995-05
80.4	Warren Moon, 1984-93
62.5	George Blanda, 1960-66
61.0	Dan Pastorini, 1971-79

**Season (minimum 14 att. per team game)**

117.5	<b>Ryan Tannehill</b> , 2019
106.5	<b>Ryan Tannehill</b> , 2020
100.4	Steve McNair, 2003
96.8	Warren Moon, 1990
95.6	Marcus Mariota, 2016
92.3	Marcus Mariota, 2018
91.5	Marcus Mariota, 2015
91.3	George Blanda, 1961
90.2	Steve McNair, 2001

**Game (minimum 20 attempts)**

158.3	Chris Chandler, @ Cincinnati, 9/24/95
149.8	Marcus Mariota, vs. Green Bay, 11/13/16
148.1	Marcus Mariota, vs. Jacksonville, 10/27/16
147.7	Marcus Mariota, @ Houston, 11/26/18
146.8	Steve McNair, vs. Houston, 10/12/03
146.1	Warren Moon, @ Cleveland, 11/18/90
145.8	<b>Ryan Tannehill</b> , vs. Detroit, 12/20/20
145.7	<b>Ryan Tannehill</b> , vs. Jacksonville, 9/20/20
145.1	Warren Moon, vs. Buffalo, 11/26/90
143.1	Chris Chandler, vs. Denver, 11/26/95

## INDIVIDUAL RECORDS: PASS RECEIVING

### RECEPTIONS

**Most Seasons Leading Team**

7	Ken Burrough, 1971-81
5	Haywood Jeffires, 1987-95
5	Frank Wycheck, 1996-2000

**Most Consecutive Seasons Leading Team**

6	Ken Burrough, 1974-79
5	Frank Wycheck, 1996-2000
4	Delanie Walker, 2014-2017
4	Charlie Hennigan, 1961-64
4	Derrick Mason, 2001-04
3	Alvin Reed, 1968-70

**Career**

542	Ernest Givins, 1986-94
515	Haywood Jeffires, 1987-95
482	Frank Wycheck, 1995-2002
480	Drew Hill, 1985-91
453	Derrick Mason, 1997-2004
410	Charlie Hennigan, 1960-66
408	Ken Burrough, 1971-81

**Season**

101	Charlie Hennigan, 1964
100	Haywood Jeffires, 1991
96	Derrick Mason, 2004
95	Derrick Mason, 2003
94	Delanie Walker, 2015

94	Kendall Wright, 2013
90	Drew Hill, 1991
90	Haywood Jeffires, 1992

**Game**

13	Charlie Hennigan, @ Boston, 10/13/61
13	Haywood Jeffires, @ N.Y. Jets, 10/13/91
13	Drew Bennett, @ Oakland, 12/19/04
12	Sid Blanks, @ San Diego, 9/12/64
12	Charlie Hennigan, @ Buffalo, 11/1/64
12	Charlie Hennigan, vs. Boston, 11/29/64
12	Derrick Mason, vs. Baltimore, 11/12/01
12	Derrick Mason, @ NYG, 12/1/02
12	Derrick Mason, @ San Diego, 10/3/04
12	Drew Bennett, vs. KC, 12/13/04
12	Kendall Wright, vs. Arizona, 12/15/13

**Game, Opponent**

12	Cris Carter, @ Minnesota, 10/8/95
12	Brian Westbrook, @ Philadelphia, 11/19/06
12	Chad Johnson, @ Cincinnati, 11/25/07

12	Reggie Wayne, @ Indianapolis, 12/30/07
12	Jordy Nelson, @ Green Bay, 11/13/16
12	Michael Thomas, New Orleans, 12/22/19
11	11 times, last by Brandin Cooks, at Houston, 1/3/21

**Most Consecutive Games, Pass Reception**

99	Frank Wycheck, 1996-2002
83	Delanie Walker, 2013-19
82	Ernest Givins, 1988-93
82	Charlie Hennigan, 1960-66
80	Ken Burrough, 1971-78
76	Drew Hill, 1986-91
71	Nate Washington, 2009-13
63	Kendall Wright, 2012-16
58	Bob McLeod, 1961-66
55	Charley Frazier, 1962-68

**Most Seasons, 50 or More Pass Receptions**

8	Ernest Givins, 1986-93
6	Drew Hill, 1985-86, 1988-91
6	Haywood Jeffires, 1990-95
6	Frank Wycheck, 1996-2001
5	Delanie Walker, 2013-17
5	Derrick Mason, 2000-04
4	Charlie Hennigan, 1961-64
3	Curtis Duncan, 1990-92



## INDIVIDUAL RECORDS: PASS RECEIVING

3 Kendall Wright, 2012-14

### YARDS

#### Career

7,935 Ernest Givins, 1986-94  
 7,477 Drew Hill, 1985-91  
 6,907 Ken Burrough, 1971-81  
 6,823 Charlie Hennigan, 1960-66  
 6,119 Haywood Jeffires, 1987-95

#### Season

1,746 Charlie Hennigan, 1961  
 1,561 Charlie Hennigan, 1964

#### Game

272 Charlie Hennigan, @ Boston, 10/13/61  
 245 Haywood Jeffires, @ Kansas City, 12/16/90  
 233 Drew Bennett, vs. Kansas City, 12/13/04  
 232 Charlie Hennigan, @ Buffalo, 10/29/61  
 225 Kenny Britt, vs. Philadelphia, 10/24/10  
 210 Drew Hill, @ Indianapolis, 12/22/85

#### Game, Opponent

247 Art Powell, @ Oakland, 12/22/63  
 238 DeAndre Hopkins, @ Houston, 11/30/14  
 212 Don Maynard, @ N.Y. Jets, 10/20/69  
 210 Bake Turner, N.Y. Jets, 11/10/63

#### Longest Pass Reception (All TDs)

98 Willard Dewveall, vs. San Diego, 11/25/62  
 95 Dick Compton, vs. Buffalo, 12/5/65  
 92 Bill Groman, vs. Denver, 11/20/60

#### Longest Pass Reception, Opponent (All TDs)

94 Glenn Bass, Buffalo, 10/11/64  
 90 Bob Scarpitto, @ Denver 10/17/65  
 86 Warrick Dunn, @ Atlanta, 11/23/03

#### Most Seasons, 1,000 or More Yds. Pass Receiving, Career

4 Derrick Mason, 2001-04  
 3 Charlie Hennigan, 1960-66  
 3 Drew Hill, 1985-91

#### Most Cons. Seasons, 1,000 or More Yds.

##### Pass Rec., Career

4 Derrick Mason, 2001-04  
 2 **A.J. Brown**, 2019-20  
 2 Charlie Hennigan, 1963-64  
 2 Tim Smith, 1983-84

#### Most Games, 100 or More Yards Pass Receiving, Career

26 Charlie Hennigan, 1960-66  
 24 Drew Hill, 1985-91  
 18 Ernest Givins, 1986-94

#### Most Games, 100 or More Yards Pass Receiving, Season

9 Charlie Hennigan, 1964

### TOUCHDOWNS

#### Career

51 Charlie Hennigan, 1960-66  
 47 Ken Burrough, 1971-81  
 47 Drew Hill, 1985-91  
 47 Haywood Jeffires, 1987-95  
 46 Ernest Givins, 1986-94

#### Season

17 Bill Groman, 1961  
 12 Bill Groman, 1960  
 12 Charlie Hennigan, 1961  
 12 Charles Frazier, 1966

#### Game

3 17 times, last by Kenny Britt, vs. Philadelphia, 10/24/10

#### Game, Opponent

4 Art Powell, @ Oakland, 12/22/63  
 4 Bob Hayes, @ Dallas, 12/20/70  
 3 12 times, last by Davante Adams, @ Green Bay, 12/27/20

#### Most Consecutive Games Catching TD Pass

8 Bill Groman, 10/1/1961–11/19/1961  
 6 Bill Groman, 10/16/1960–11/25/1960  
 5 **A.J. Brown**, 10/13/2020–11/8/2020  
 5 Kenny Britt, 9/26/2010–10/24/2010  
 5 Chris Sanders, 11/12/1995–12/10/1995  
 5 Ken Burrough, 11/6/1977–12/4/1977  
 4 Kenny Britt, 12/26/2010–9/18/2011

4 Justin McCareins, 11/9/2003–12/1/2003  
 4 Kevin Dyson, 11/4/2001–11/25/2001  
 4 Willie Davis, 9/1/1996–09/29/1996  
 4 Curtis Duncan, 10/25/1987–11/15/1987  
 4 Dave Casper, 9/19/1982–12/5/1982  
 4 Charlie Hennigan, 11/19/1961–12/10/1961

### RECEIVING AVERAGE

#### Career (minimum 200 receptions)

16.9 Ken Burrough, 1971-81  
 16.6 Charlie Hennigan, 1960-66  
 15.6 Drew Hill, 1985-91  
 15.1 Tim Smith, 1980-86  
 15.0 Nate Washington, 2009-14  
 14.8 Drew Bennett, 2001-06  
 14.6 Ernest Givins, 1986-94  
 13.9 **Corey Davis**, 2017-20  
 13.5 Derrick Mason, 1997-04

#### Season (minimum 32 receptions per 16 games)

23.5 Chris Sanders, 1995  
 23.5 Bill Groman, 1961  
 22.0 Charlie Joiner, 1971  
 21.3 Charlie Hennigan, 1961  
 20.5 Bill Groman, 1960  
 20.2 **A.J. Brown**, 2019  
 20.2 Drew Hill, 1987  
 20.1 Ken Burrough, 1975  
 19.8 Charley Frazier, 1966

#### Game (minimum 3 receptions)

60.7 Bill Groman, vs. Den, 11/20/60 (3 rec.)  
 46.3 Willard Dewveall, at SD, 11/25/62 (3 rec.)  
 44.7 Bill Groman, vs. Den, 11/05/61 (3 rec.)  
 42.0 Ernest Givins, at Cle, 11/22/87 (3 rec.)  
 41.3 Drew Bennett, at Ind, 12/05/04 (3 rec.)  
 40.7 Derrick Mason, vs. Cle, 12/02/01 (3 rec.)  
 40.0 Butch Woolfolk, vs. Mia, 09/08/85 (3 rec.)

## INDIVIDUAL RECORDS: PUNTING

### PUNTS

#### Career

876 **Brett Kern**, 2009-20  
 861 Craig Hentrich, 1998-09  
 522 Jim Norton, 1960-68  
 431 Cliff Parsley, 1977-82  
 316 Dan Pastorini, 1971-79  
 310 Greg Montgomery, 1988-93

#### Season

96 Rich Camarillo, 1994  
 93 Cliff Parsley, 1979  
 91 Cliff Parsley, 1978

#### Game

11 Rich Camarillo, vs. Pittsburgh, 11/6/94  
 11 Rich Camarillo, @ Pittsburgh, 12/3/95  
 10 10 times, last by **Brett Kern**, at Miami, 10/8/17

#### Game, Opponent

11 Wayne Crow, @ Oakland, 9/11/60  
 11 Bob Parsons, Chicago, 11/6/77  
 11 Mark Royals, Pittsburgh, 11/6/94  
 10 7 times, last by Donnie Jones, Houston, 12/2/12

#### Longest Punt

**79 Brett Kern**, vs. Indianapolis, 12/28/14  
 79 Jim Norton, vs. Kansas City, 11/22/64  
 78 Craig Hentrich, @ Pittsburgh, 1/2/2000  
 77 Greg Montgomery, @ San Diego, 9/19/93

#### Longest Punt, Opponent

78 Paul Maguire, @Buffalo, 9/21/69  
 78 Marv Bateman, @Buffalo, 9/19/76  
 74 Chris Hanson, Jacksonville, 11/20/05

## INDIVIDUAL RECORDS: PUNTING

### AVERAGE GROSS YARDS

#### Career (minimum 250 attempts)

45.9	<b>Brett Kern</b> , 2009-20
43.6	Greg Montgomery, 1988-93
42.9	Craig Hentrich, 1998-2009
42.1	Jim Norton, 1960-68

#### Season

49.7	<b>Brett Kern</b> , 2017
47.6	<b>Brett Kern</b> , 2012
47.4	<b>Brett Kern</b> , 2015
47.2	Craig Hentrich, 1998
47.1	<b>Brett Kern</b> , 2019
47.1	<b>Brett Kern</b> , 2018
46.9	Greg Montgomery, 1992
46.8	<b>Brett Kern</b> , 2014
45.8	<b>Brett Kern</b> , 2020
45.6	Greg Montgomery, 1993
45.0	Greg Montgomery, 1990

#### Game (4 punts)

60.5	<b>Brett Kern</b> , vs. Pittsburgh, 10/25/20
59.2	Greg Montgomery vs. Buffalo, 12/27/92
57.6	Greg Montgomery @ San Diego, 9/19/93
57.5	Craig Hentrich vs. Jacksonville, 11/4/01
56.8	<b>Brett Kern</b> vs. Seattle, 9/24/17
56.5	<b>Brett Kern</b> vs. Cincinnati, 11/12/17
55.3	Craig Hentrich vs. Pittsburgh, 11/15/98
54.9	<b>Brett Kern</b> @ Miami, 10/8/17
54.7	<b>Brett Kern</b> vs. Indianapolis, 12/28/14

54.4 **Brett Kern** @ New England, 12/20/15

#### Game, Opponent (4 punts)

58.3	Rohn Stark, @ Indianapolis, 9/13/92
55.4	Brad Maynard, vs. N.Y. Giants, 10/1/00
55.3	Dave Jennings, @ N.Y. Giants, 12/5/82
55.1	Paul Maguire, @ Buffalo, 9/21/69
55.0	Lee Johnson, vs. Cincinnati, 10/24/93
55.0	Chris Jones, vs. Dallas, 9/14/14

### AVERAGE NET YARDS (SINCE 1976)

#### Career (minimum 250 attempts)

40.8	<b>Brett Kern</b> , 2009-20
37.2	Craig Hentrich, 1998-09
36.6	Greg Montgomery, 1988-93
32.3	Cliff Parsley, 1977-82

#### Season (minimum 40 attempts per 16 games)

44.6	<b>Brett Kern</b> , 2017
43.1	<b>Brett Kern</b> , 2019
41.7	<b>Brett Kern</b> , 2018
40.8	<b>Brett Kern</b> , 2014
40.4	<b>Brett Kern</b> , 2012
40.3	<b>Brett Kern</b> , 2015
39.7	<b>Brett Kern</b> , 2013
39.4	<b>Brett Kern</b> , 2011
39.2	Craig Hentrich, 1998
39.1	Greg Montgomery, 1993

#### Game (minimum 4 punts)

50.2	<b>Brett Kern</b> @ Miami, 10/8/17
49.8	<b>Brett Kern</b> vs. Kansas City, 11/10/19
49.8	Greg Montgomery vs. San Diego, 9/19/93
49.4	Greg Montgomery vs. Buffalo, 12/27/92
49.2	<b>Brett Kern</b> vs. Buffalo, 10/6/19
49.0	<b>Brett Kern</b> @ Jacksonville, 11/25/12
48.8	<b>Brett Kern</b> @ Baltimore, 11/9/14
48.7	<b>Brett Kern</b> vs. Houston, 10/26/14
48.6	<b>Brett Kern</b> @ San Diego, 9/16/12
48.5	Craig Hentrich vs. Jacksonville, 11/4/01
48.2	<b>Brett Kern</b> vs. Seattle, 9/24/17

#### Game, Opponent (minimum 4 punts)

59.5	Rohn Stark, @ Indianapolis, 9/13/92
50.0	Pat McAfee, vs. Indianapolis, 9/27/15
49.8	Pat McAfee, @ Indianapolis, 12/9/12
49.5	Shane Lechler, vs. Oakland, 9/12/10
49.4	Matt Haack, @ Miami, 10/8/17
49.3	Josh Miller, vs. Pittsburgh, 11/21/99
49.0	Kevin Huber, @ Cincinnati, 9/21/14
48.0	Ben Graham, vs. Arizona, 11/29/09
48.0	Brian Hansen, vs. N.Y. Jets, 12/24/94
47.8	Bryan Anger, @ Houston, 12/29/19

## INDIVIDUAL RECORDS: PUNT RETURNS

#### Most Seasons Leading Team

5	Carl Roaches, 1980-84
5	Derrick Mason, 1998-2001, 2004
4	Billy Johnson, 1974-80
4	Bobby Jancik, 1962-67

#### Most Consecutive Seasons Leading Team

5	Carl Roaches, 1980-84
4	Billy Johnson, 1974-80
4	Bobby Jancik, 1962-67
4	Derrick Mason, 1998-2001

### PUNT RETURNS

#### Career

182	Derrick Mason, 1997-2004
155	Billy Johnson, 1974-80
151	Carl Roaches, 1980-84
104	Willie Drewrey, 1985-88, 1993
102	Marc Mariani, 2010-11, 2016

#### Season

51	Derrick Mason, 2000
47	Carl Roaches, 1980
46	Marc Mariani, 2011
41	Willie Drewrey, 1993
40	Billy Johnson, 1975
39	Carl Roaches, 1981
38	Billy Johnson, 1976

#### Game

8	Pacman Jones, @ Miami, 12/24/05
7	Billy Johnson, vs. Tampa Bay, 9/12/76
7	Willie Drewrey, vs. Indianapolis, 11/23/86

#### Game, Opponent

7	Mike Fuller, San Diego, 12/17/78
7	Ron Fellows, Dallas, 12/13/82
7	Eric Metcalf, Cleveland, 11/8/92
6	6 times, last by Travis Benjamin, @ Cleveland, 9/20/15

### YARDS GAINED

#### Career

2,040	Billy Johnson, 1974-80
1,590	Derrick Mason, 1997-2004
1,095	Carl Roaches, 1980-84
1,054	Marc Mariani, 2010-11, 2016
771	Willie Drewrey, 1985-88, 1993

#### Season

662	Derrick Mason, 2000
612	Billy Johnson, 1975
539	Billy Johnson, 1977

#### Game

160	Darius Reynaud, vs. Jacksonville, 12/30/12
-----	--

127	Billy Johnson, vs. Cincinnati, 10/5/75
117	Derrick Mason, vs. Cleveland, 11/19/2000
113	Billy Johnson, @ San Francisco, 12/7/75
110	Billy Johnson, vs. Cleveland, 10/16/77
104	Billy Johnson, @ Cleveland, 9/22/74
104	Carl Roaches, @ Cincinnati, 9/28/80
103	Billy Johnson, vs. N.Y. Jets, 9/18/77
103	Marc Mariani, @ Carolina, 11/13/11
101	Pacman Jones, vs. New England, 12/31/06

#### Game, Opponent

161	Pete Athas, New Orleans, 10/3/76
154	Travis Benjamin, @ Cleveland, 9/20/15
133	Bruce Taylor, San Francisco, 11/15/70
126	Billy Johnson, Boston, 11/5/67
105	Dennis Northcutt, Cleveland, 9/22/02
102	R.W. McQuarters, Chicago, 11/14/04
100	Jon Stagers, Green Bay, 11/19/72

#### Longest Punt Return (All TDs)

90	Pacman Jones, @ Philadelphia, 11/19/06
----	--

## INDIVIDUAL RECORDS: PUNT RETURNS

87	Billy Johnson, vs. Cleveland, 10/16/77
87	Marc Mariani, vs. Washington, 11/21/10
83	Billy Johnson, vs. Miami, 11/16/75

### Longest Return, Opponent (All TDs)

93	Bill Baird, N.Y. Jets, 11/10/63
85	Jon Staggers, Green Bay, 11/19/72
83	Phillip Buchanan, @ Oakland, 9/29/02
82	Keith Moody, Buffalo, 10/15/78
82	Corey Sawyer, Cincinnati, 9/25/94

### YARDAGE AVERAGE

<b>Career</b>	
13.2	Billy Johnson, 1974-80

<b>Season</b>	
15.4	Billy Johnson, 1977

### TOUCHDOWNS

<b>Career</b>	
5	Billy Johnson, 1974-80
4	Pacman Jones, 2005-06

<b>Season</b>	
3	Billy Johnson, 1975
3	Pacman Jones, 2006

<b>Game</b>	
2	Darius Reynaud, vs. Jacksonville (69 and 81 yards), 12/30/12
1	19 times, last by Tommie Campbell (65 yds), vs. Detroit, 9/23/12

### Game, Opponent

1	15 times, last by Jakeem Grant (74 yds), @ Miami, 10/9/16
---	---

## INDIVIDUAL RECORDS: KICKOFF RETURNS

### KICKOFF RETURNS

#### Most Seasons Leading Team

4	Billy Jancik, 1962-67
4	Billy Johnson, 1974-80
4	Carl Roaches, 1980-84

#### Most Consecutive Seasons Leading Team

4	Billy Johnson, 1974-77
---	------------------------

#### Career

158	Bobby Jancik, 1962-67
156	Derrick Mason, 1997-2004
150	Carl Roaches, 1980-84
121	Billy Johnson, 1974-80
118	Marc Mariani, 2010-11, 2016
111	Mel Gray, 1995-97

#### Season

60	Marc Mariani, 2010
53	Darius Reynaud, 2012
53	Mel Gray, 1995
50	Mel Gray, 1996
50	Bobby Wade, 2006
45	Bobby Jancik, 1963
43	Pacman Jones, 2005
42	Mike Archie, 1998
42	Derrick Mason, 2000

#### Game

8	Bobby Jancik, vs. Boston, 12/8/63
8	Bobby Jancik, @ Oakland, 12/22/63
8	Jason McAddley, vs. Denver, 12/25/04

#### Game, Opponent

8	Brian Baschnagel, Chicago, 11/6/77
8	Antonio Chatman, @ Green Bay, 12/12/04
7	Bo Roberson, @ Oakland, 12/22/63
7	Glyn Milburn, Denver, 11/26/95
7	David Dunn, @ Cincinnati, 9/24/95
7	Aveion Cason, @ Detroit, 11/27/08

7	Deji Karim, @ Jacksonville, 10/18/10
7	Michael Walker, vs. Jacksonville, 11/24/19

### YARDS GAINED

<b>Career</b>	
4,185	Bobby Jancik, 1962-67
3,496	Derrick Mason, 1997-2004
3,276	Carl Roaches, 1980-84
2,902	Billy Johnson, 1974-80
2,838	Marc Mariani, 2010-11, 2016
2,592	Mel Gray, 1995-97

#### Season

1,530	Marc Mariani, 2010
1,317	Bobby Jancik, 1963
1,240	Darius Reynaud, 2012
1,224	Mel Gray, 1996
1,194	Bobby Wade, 2006
1,183	Mel Gray, 1995
1,132	Derrick Mason, 2000
1,127	Pacman Jones, 2005

#### Game

240	Bobby Jancik, @ Oakland, 12/22/63
221	Bobby Jancik, vs. Boston, 12/8/63
209	Leon Washington, @ Denver, 12/8/13

#### Game, Opponent

185	Brian Baschnagel, Chicago, 11/6/77
178	Glyn Milburn, Denver, 11/26/95
168	Deji Karim, @ Jacksonville, 10/18/10
167	LaRod Stephens-Howling, Arizona, 11/29/09

#### Longest Kickoff Return (All TDs)

105	Darius Reynaud, vs. Detroit, 9/23/12
104	Ken Hall, @ N.Y. Titans, 10/23/60

103	Bob Gresham, @ Cincinnati, 9/23/73
101	Derrick Mason, @ Cincinnati, 11/18/01
100	Marc Mariani (16 yards) & Tommie Campbell (84 yards), vs. Tampa Bay, 11/27/11
98	Marc Mariani, vs. Denver, 10/3/10
97	Carl Roaches, vs. Pittsburgh, 9/18/83
96	Carl Roaches, vs. Cincinnati, 10/4/81

#### Longest Kickoff Return, Opponent (All TDs)

107	Josh Huff, @ Philadelphia, 11/23/14
102	Jakeem Grant, @ Miami, 9/9/18
101	Eric Metcalf, Cleveland, 12/9/90
100	Art Baker, @ Buffalo, 9/9/62
100	Goldie Sellers, @ Denver, 10/2/66
99	Tremain Mack, @ Cincinnati, 11/14/99
99	LaRod Stephens-Howling, Arizona, 11/29/09
98	Alvis Whitted, Jacksonville, 12/26/99
97	Marc Logan, Miami, 10/1/89

### AVERAGE YARDAGE

#### Career (75 returns)

26.5	Bobby Jancik, 1962-67
24.1	Marc Mariani, 2010-11, 2016
24.0	Billy Johnson, 1974-80
23.4	Mel Gray, 1995-97
22.4	Derrick Mason, 1997-2004
21.8	Carl Roaches, 1980-84

#### Season

31.7	Darius Jennings, 2018
31.3	Ken Hall, 1960
30.3	Bobby Jancik, 1962

## INDIVIDUAL RECORDS: KICKOFF RETURNS

### TOUCHDOWNS

#### Career

2	Billy Johnson, 1974-80
2	Carl Roaches, 1980-84

#### Season

1	18 times, last by A.J. Brown, 2020
---	------------------------------------

#### Game

1	18 times, last by A.J. Brown, @ Indianapolis, 11/29/20
---	--

#### Game, Opponent

1	13 times, last by Jakeem Grant, @ Miami, 9/9/18
---	---

## INDIVIDUAL RECORDS: COMBINED YARDS

### Combined Yards = Rushing + Receiving + Interception Returns + Kickoff Returns + Punt Returns + Fumble Returns

#### Career

12,153	Eddie George, 1996-03 (10,009 rushing, 2,144 receiving)
11,202	Derrick Mason, 1997-2004 (6,114 rec., 3,496 KO returns, 1,590 PR, 2 rushing)
9,985	Chris Johnson, 2008-2013 (7,966 rushing, 2,003 receiving, 17 KO returns)
9,292	Earl Campbell, 1978-84 (8,574 rushing, 718 receiving)
8,704	Ernest Givins, 1986-94 (7,935 receiving, 397 PR, 345 rushing, 27 KO returns)

7,500	Drew Hill, 1985-91 (1 rushing, 7,477 receiving, 22 KO returns)
7,421	Ken Burrough, 1971-81 (6,907 receiving, 455 KO returns, 59 rushing)

#### Season

2,690	Derrick Mason, 2000 (1 rushing, 895 receiving, 1,132 kickoff returns, 662 punt returns)
2,509	Chris Johnson, 2009 (2,006 rushing, 503 receiving)
2,141	<b>Derrick Henry</b> , 2020 (2,027 rushing, 114 receiving)
2,043	Billy Cannon, 1961, (948 rushing, 586 receiving, 70 punt returns, 439 kickoff returns)

2,004	Derrick Mason, 2001, (1,128 receiving, 748 kick returns, 128 punt returns)
1,981	Earl Campbell, 1980, (1,934 rushing, 47 rec. )
1,962	Eddie George, 2000 (1,509 rushing, 453 rec.)

#### Game

373	Billy Cannon, @ N.Y. Titans, 12/10/61
-----	---------------------------------------

## INDIVIDUAL RECORDS: YARDS FROM SCRIMMAGE

### Scrimmage Yards = Rushing + Receiving

#### Career

12,153	Eddie George, 1996-2003 (10,009 rushing, 2,144 receiving)
9,968	Chris Johnson, 2008-2013 (7,966 rushing, 2,003 receiving)
9,292	Earl Campbell, 1978-1984 (8,574 rushing, 718 receiving)
8,280	Ernest Givins, 1986-1994 (345 rushing, 7,935 receiving)
7,478	Drew Hill, 1985-1991 (1 rushing, 7,477 receiving)

#### Season

*2,509	Chris Johnson, 2009 (2,006 rushing, 503 receiving)
2,141	<b>Derrick Henry</b> , 2020 (2,027 rushing, 114 receiving)
1,981	Earl Campbell, 1980 (1,934 rushing, 47 receiving)
1,962	Eddie George, 2000 (1,509 rushing, 453 receiving)
* Denotes NFL Record	

#### Game

330	Billy Cannon, @ N.Y. Titans, 12/10/61
-----	---------------------------------------

284	Chris Johnson, vs. Houston, 9/20/09
272	Charlie Hennigan, @ Boston, 10/13/61
264	<b>Derrick Henry</b> , vs. Houston, 10/18/20
249	Eddie George, vs. Oakland, 12/9/99
245	Haywood Jeffires, @ Kansas City, 12/16/90
239	Chris Johnson, vs. Jacksonville, 11/1/09
238	<b>Derrick Henry</b> , vs. Jacksonville, 12/6/18

## INDIVIDUAL RECORDS: INTERCEPTIONS

### Most Seasons Leading Team

5	Darryll Lewis, 1991-98
4	Samari Rolle, 1998-04
4	Michael Griffin, 2008, 2010-12
3	<b>Kevin Byard</b> , 2017-19
3	Jason McCourty, 2011-12, 2014
3	Jim Norton, 1960-68

### Most Consecutive Seasons Leading Team

5	Darryll Lewis, 1994-98
---	------------------------

#### Career

45	Jim Norton, 1960-68
31	Cris Dishman, 1988-96
30	Freddy Glick, 1961-66

27	Tony Banfield, 1960-65
27	W.K. Hicks, 1964-69
27	Darryll Lewis, 1991-98
26	Mike Reinfeldt, 1976-83
25	Ken Houston, 1967-72
25	Michael Griffin, 2007-15
24	Zeke Moore, 1967-77
23	Willie Alexander, 1971-79
23	Samari Rolle, 1998-2004

#### Season

12	Freddy Glick, 1963
12	Mike Reinfeldt, 1979
10	Miller Farr, 1967

#### Game

3	Nine players, last by <b>Kevin Byard</b> , @ Cleveland, 10/22/17
---	--

#### Game, Opponent

4	Bobby Hunt, @ Kansas City, 10/4/64
3	8 times, last by Glover Quin, @ Houston, 11/28/10

#### Consecutive Games Intercepted By

5	Pete Jaquess, 1964
4	Freddy Glick, 1963
4	Jim Norton, 1967
4	Miller Farr, 1967

## INDIVIDUAL RECORDS: INTERCEPTIONS

4	Cris Dishman, 1991, 1993
4	Bo Orlando, 1991
4	Michael Griffin, 2010

### YARDS GAINED

#### Career

650	Ken Houston, 1967-72
592	Jim Norton, 1960-68
540	Darryll Lewis, 1991-98
457	W.K. Hicks, 1964-69

#### Season

264	Miller Farr, 1967
220	Ken Houston, 1971
205	Mike Reinfeldt, 1979

#### Game

128	Miller Farr, @ N.Y. Jets, 10/15/67
115	Michael Griffin, vs. Pittsburgh, 12/21/08
109	Zach Brown, vs. Jacksonville, 12/30/12

#### Game, Opponent

177	Charlie McNeil, @ San Diego, 9/24/61
108	Bobby Hunt, @ Kansas City, 10/4/64

100	Rod Woodson, @ Oakland, 9/29/02
-----	---------------------------------

#### Longest Interception Returns (All TDs)

99	Cortland Finnegan, vs. Houston, 9/21/08
98	Pete Jaquess, @ Oakland, 9/19/64
98	Darryll Lewis, @ Chicago, 10/22/95
97	Jordan Babineaux, @ Cleveland, 10/2/11
95	Willie Alexander, @ Green Bay, 9/25/77

#### Longest Interception Returns, Opponent

98	Bob Suci, @ Boston, 11/1/63 (TD)
95	Marlon McCree, @ Houston, 12/21/03 (TD)
91	Booker Edgerson, @ Buffalo, 11/1/64 (TD)
86	Glen Edwards, Pittsburgh, 9/30/73 (TD)
86	Whitney Mercilus, Houston, 12/15/19
85	Adam Archuleta, @ St. Louis, 9/25/05 (TD)
82	Rod Woodson, @ Oakland, 9/29/02 (TD)

## TOUCHDOWNS

#### Career

9	Ken Houston, 1967-72
5	Miller Farr, 1967-69
5	Darryll Lewis, 1991-98

#### Season

4	Ken Houston, 1971
---	-------------------

#### Game

2	Zach Brown, vs. Jacksonville, 12/30/12
2	Miller Farr, vs. Buffalo, 12/7/68
2	Ken Houston, vs. San Diego, 12/19/71

#### Game, Opponent

2	Lemar Parrish, Cincinnati, 12/17/72
1	many times, last by Trumaine Johnson, vs. N.Y. Jets, 12/2/18

## INDIVIDUAL RECORDS: SACKS

#### Career

105	Elvin Bethea, 1968-83
74.5	Ray Childress, 1985-95
66	Jesse Baker, 1979-87

#### Season

17	Elvin Bethea, 1973
15.5	Jesse Baker, 1979
15	William Fuller, 1991
14.5	Jevon Kearse, 1999

#### Game

4	Ed Hussmann, vs. Dallas, 11/4/62
4	Ed Hussmann, vs. N.Y. Jets, 11/14/62

4	Elvin Bethea, @ San Diego, 10/17/76
4	Jesse Baker, vs. Kansas City, 9/16/79
4	William Fuller, vs. Pittsburgh, 11/28/93
3.5	Jason Jones, vs. Pittsburgh, 12/21/08
3	34 times, last by Kyle Vanden Bosch, vs. NY Jets, 12/23/07

#### Consecutive Games, One or More Sacks

8	Curley Culp, 1974-75
8	Jevon Kearse, 1999
7	Sean Jones, 1990
6	Jesse Baker, 1979

6	Jesse Baker, 1981-82
6	Jevon Kearse, 2003
5	<b>Harold Landry III</b> , 2019
5	Brian Orakpo, 2016
5	Sean Jones, 1992
5	William Fuller, 1991

#### Most Games with Two or More Sacks, Career

26	Elvin Bethea, 1968-83
13	Jesse Baker, 1979-87
13	Ray Childress, 1985-95
12	Sean Jones, 1988-93
10	Jevon Kearse, 1999-2003

## INDIVIDUAL RECORDS: FUMBLE RETURNS

#### Opponents' Fumble Returned for TD's, Career

4	Keith Bulluck, 2000-09
3	Doug Cline, 1960-66
3	Marcus Robertson, 1991-2000
2	Johnny Peacock, 1969-70
2	Robert Lyles, 1984-90
2	Ray Childress, 1985-95
2	Cris Dishman, 1988-96
2	Antwan Odom, 2004-07
2	Jason McCourty, 2009-16
2	Wesley Woodyard, 2014-19

#### Opponents' Fumble Returned for TD's, Season

2	Doug Cline, 1961
2	Marcus Robertson, 1997

2	Antwan Odom, 2005
---	-------------------

#### Opponents' Fumble Returned for TD's, Game

1	59 times, last by <b>Desmond King II</b> vs. Chicago, 11/8/20
---	---

#### Longest Fumble Return (All TDs)

96	C.L. Whittington, @ New Orleans, 10/3/76
93	Robert Lyles, @ Cincinnati, 10/19/86
92	Cortland Finnegan, vs. Jacksonville, 12/17/06

## INDIVIDUAL RECORDS: BLOCKED KICKS

### Blocked Punts Returned for Touchdowns, Career

2 Cris Dishman, 1988-96

### Blocked Punts Returned for Touchdowns, Game

1 13 times, last by Jason McCourty, vs. Indianapolis, 10/30/11

### Blocked Field Goals Returned for Touchdowns, Game

1 Mark Johnston, 62 yards (11/26/61 vs. Denver)

1 Tony Banfield, 50 yards (12/9/62 vs. Oak.)  
 1 Ken Houston, 71 yards (10/15/67 @ N.Y. Jets)  
 1 Donald Mitchell, 69 yards (10/21/01 @ Detroit)  
 1 **Tye Smith**, 63 yards (12/1/19 @ Indianapolis)

### Blocked Field Goal, Last Time

1 **DaQuan Jones** @ Jacksonville, 12/13/20

### Blocked Punt, Last time

1 Tim Shaw vs. Pittsburgh, 10/11/12

## TEAM RECORDS: GAMES WON & LOST

### GAMES WON

#### Most Consecutive Games Won

13 (Dec. 16, 2007-Nov. 16, 2008)  
 11 (Oct. 17, 1993-Jan. 2, 1994)

#### Most Consecutive Games Without Defeat

13 (Dec. 16, 2007-Nov. 16, 2008)  
 11 (Oct. 13, 1961-Sept. 9, 1962)  
 11 (Oct. 17, 1993-Jan. 2, 1994)

#### Most Games Won, Season

13 (1999, 2000, 2008)  
 12 (1993, 2003)  
 11 (1962, 1979, 1980, 1991, 2002, 2020)

#### Most Consecutive Games Won, Season

11 (Oct. 17, 1993-Jan. 2, 1994)

#### Most Consecutive Games Won, Start of Season

10 (Sept. 7-Nov. 16, 2008)  
 5 (Sept. 14-Oct. 18, 2020)  
 3 (Sept. 12-Sept. 26, 1999)  
 3 (Sept. 1-Sept. 16, 1991)

#### Most Consecutive Games Won, End of Season

11 (Oct. 17, 1993-Jan. 2, 1994)

#### Most Consecutive Games Without Defeat, Season

11 (Oct. 17, 1993-Jan. 2, 1994)

#### Most Consecutive Games w/out Defeat, Start of Season

10 (Sept. 7-Nov. 16, 2008)  
 5 (Sept. 14-Oct. 18, 2020)  
 3 (Sept. 12-Sept. 26, 1999)  
 3 (Sept. 1-Sept. 16, 1991)

#### Most Consecutive Games w/out Defeat, End of Season

11 (Oct. 17, 1993-Jan. 2, 1994)

#### Most Home Games Won, Season

8 (1999)

7 (1988, 1991, 1993, 2000, 2003, 2008)

#### Most Consecutive Home Games Won

12 (Sept. 12, 1999-Nov. 5, 2000)  
 10 (Oct. 6, 2002-Nov. 16, 2003)  
 9 (Dec. 6, 1987-Nov. 20, 1988)  
 9 (Nov. 26, 1990-Nov. 17, 1991)

#### Most Consecutive Home Games Without Defeat

12 (Sept. 12, 1999-Nov. 5, 2000)  
 10 (Oct. 6, 2002-Nov. 16, 2003)  
 9 (Dec. 6, 1987-Nov. 20, 1988)  
 9 (Nov. 26, 1990-Nov. 17, 1991)

#### Most Road Games Won, Season

6 (1996, 2000, 2008, 2020)

#### Most Consecutive Road Games Won

8 (Dec. 16, 2007-Nov. 27, 2008)  
 5 (Dec. 1, 2019-Sept. 27, 2020)  
 5 (Nov. 19, 2006-Sept. 24, 2007)  
 5 (Oct. 17-Dec. 25, 1993)  
 5 (Oct. 29, 1961-Sept. 9, 1962)

#### Most Consecutive Road Games Without Defeat

8 (Dec. 16, 2007-Nov. 27, 2008)  
 6 (Oct. 13, 1961-Sept. 9, 1962)

#### Most Shutout Games Won or Tied, Season

2 (1966, 1977, 1993)

#### Overtime Wins, Regular Season

30-27 (@ Cincinnati, 9/23/79)  
 27-24 (vs. N.Y. Jets, 10/28/79)  
 23-20 (vs. Pittsburgh, 12/2/84)  
 17-14 (@ Indianapolis, 9/4/88)  
 26-23 (vs. Dallas, 11/10/91)  
 23-20 (vs. Kansas City, 9/20/92)  
 30-27 (@ Cincinnati, 10/6/96)  
 24-21 (vs. Oakland, 8/31/97)  
 17-14 (vs. Kansas City, 9/10/00)  
 31-28 (vs. Tampa Bay, 10/14/01)  
 32-29 (@ N.Y. Giants, 12/1/02)  
 26-20 (@ Houston, 12/10/06)  
 19-16 (vs. Green Bay, 11/2/08)  
 27-24 (vs. Miami, 12/20/09)

44-41 (vs. Detroit, 9/23/12)  
 34-28 (@ New Orleans, 11/8/15)  
 12-9 (@ Cleveland, 10/22/17)  
 26-23 (vs. Philadelphia, 9/30/18)  
 42-36 (vs. Houston, 10/18/20)  
 30-24 (@ Baltimore, 11/22/20)

### GAMES LOST

#### Most Consecutive Games Lost

18 (Oct. 9, 1972-Oct. 28, 1973)

#### Most Consecutive Games Without a Victory

18 (Oct. 9, 1972-Oct. 28, 1973)

#### Most Games Lost, Season

14 (1983, 1994, 2014)

#### Most Consecutive Games Lost, Season

11 (Oct. 9-Dec. 17, 1972)

#### Most Consecutive Games Lost, Start of Season

10 (Sept. 4-Nov. 6, 1983)

#### Most Consecutive Games Lost, End of Season

11 (Oct. 9-Dec. 17, 1972)

#### Most Consecutive Games Without Victory, Season

11 (Oct. 9-Dec. 17, 1972)

#### Most Consecutive Games Without Victory, Start of Season

10 (Sept. 4-Nov. 6, 1983)

#### Most Consecutive Games Without Victory, End of Season

11 (Oct. 9-Dec. 17, 1972)

#### Most Consecutive Home Games Lost

13 (Oct. 9, 1972-Dec. 16, 1973)

#### Most Consecutive Home Games Without Victory

13 (Oct. 9, 1972-Dec. 16, 1973)

## TEAM RECORDS: GAMES WON & LOST

**Most Consecutive Road Games Lost**

23 (Sept. 27, 1981-Nov. 4, 1984)

**Most Consecutive Road Games Without Victory**

23 (Sept. 27, 1981-Nov. 4, 1984)

**Most Shutout Games Lost or Tied, Season**

2 (1972, 1985)

### TIE GAMES

**Ties**

31-31 (@ Boston, 10/13/61)  
 28-28 (@ N.Y. Jets, 10/15/67)  
 31-31 (vs. Cincinnati, 11/9/69)  
 20-20 (@ Denver, 11/16/69)  
 31-31 (@ San Diego, 10/25/70)  
 13-13 (vs. New Orleans, 10/3/71)

**Most Tie Games, Season**

2 (1969)

## TEAM RECORDS: SCORING

**Most Points, Season**

513 (1961)  
 491 (2020)  
 435 (2003)  
 424 (1988)

**Fewest Points, Season**

136 (1982, nine games)  
 199 (1967)

**Most Points, Game**

58 (vs. Cleveland, 12/9/90)  
 56 (vs. N.Y. Titans, 10/14/62)  
 55 (vs. Oakland, 9/9/61)  
 55 (at Denver, 11/5/61)  
 49 (vs. San Diego, 12/19/71)  
 49 (at Oakland, 12/22/63)  
 49 (vs. N.Y. Titans, 11/19/61)  
 48 (vs. Cincinnati, 10/14/90)  
 48 (at N.Y. Titans, 12/10/61)  
 48 (at Green Bay, 10/11/04)

**Most Points, Both Teams, Game**

101 (Oakland 52, Oilers 49, @ Oakland, 12/22/63)  
 88 (Buffalo 47, Oilers 41, @ Houston, 9/24/89)

**Fewest Points, Game**

0 (21 times, last at Denver, 10/13/19)

**Fewest Points, Both Teams, Game**

6 (Oilers 6, Pittsburgh 0, @ Houston, 12/4/80)

**Most Points, Shutout Victory, Game**

55 (Oilers vs. Oakland, 9/9/61)

**Fewest Points, Shutout Victory, Game**

6 (Oilers vs. Pittsburgh, 12/4/80)

**Largest Margin of Victory, Game**

55 (Oilers 55, Oakland 0, @ Houston, 9/9/61)

**Largest Margin of Defeat, Game**

59 (Titans 0 at New England 59, 10/18/09)  
 54 (Oilers 7 at Cincinnati 61, 12/17/89)

**Smallest Margin of Victory, Game**

1 (14 times, last Titans 31, Vikings 30, @ Min., 9/27/20)

**Smallest Margin of Defeat, Game**

1 (22 times, last Titans 19 @ Chargers 20, 10/21/18)

**Most Points Overcome to Win Game**

24 (at Cincinnati, 9/23/79)  
 23 (at New England, 11/12/78)  
 21 (at Atlanta, 11/23/03)  
 21 (vs. N.Y. Giants, 11/26/06)

**Most Points, One Half**

45 (vs. Cleveland, 12/9/90)

**Most Points, First Quarter**

24 (@ Indianapolis, 12/5/04)  
 21 (vs. Green Bay, 11/13/16)  
 21 (@ Tampa Bay, 9/13/15)  
 21 (vs. Houston, 12/19/10)  
 21 (@ Detroit, 11/27/08)  
 21 (vs. St. Louis, 10/31/99)

**Most Points, Second Quarter**

31 (vs. Cleveland, 12/9/90)  
 28 (vs. Cincinnati, 11/18/79)

**Most Points, Third Quarter**

28 (vs. Jacksonville, 11/24/19)  
 28 (vs. San Diego, 12/19/71)  
 28 (vs. Kansas City, 10/24/65)

**Most Points, Fourth Quarter**

27 (vs. Philadelphia, 10/24/10)  
 24 (vs. Denver, 11/26/61)  
 24 (vs. N.Y. Giants, 11/26/06)  
 24 (vs. Buffalo, 11/15/09)

**Most Consecutive Games Scoring**

160 (Nov. 14, 1999 - Dec. 21, 2008)  
 155 (Dec. 3, 1989 - Oct. 31, 1999)  
 121 (1977-85)

### TOUCHDOWNS

**Most Touchdowns, Season**

66 (1961)

**Fewest Touchdowns, Season**

18 (1967)

**Most Touchdowns, Game**

8 (Oilers vs. N.Y. Titans, 10/14/62; Oilers vs. Clev., 12/9/90)

**Most Touchdowns, Both Teams, Game**

14 (Oilers 7, Oakland 7, @ Oakland, 12/22/63)

### POINTS AFTER TOUCHDOWN

**Most PATs, Season**

65 (1961)

**Most PATs, Game**

8 (Oilers vs. N.Y. Titans, 10/14/62)  
 7 (four times, last vs. Cleveland, 12/9/90)

**Most PATs, Both Teams, Game**

14 (Oilers 7, Oakland 7, @ Oakland, 12/22/63)

### TWO-POINT CONVERSIONS

**Most Two-Point Conversions, Season**

4 (2020)  
 4 (1994)

**Most Two-Point Conversions, Opponent, Season**

4 (1999)  
 4 (1998)

**Most Two-Point Conversions, Game**

2 (vs. N.Y. Jets, 9/10/06)  
 1 (32 times, last vs. Detroit, 12/20/20)

**Most Two-Point Conversions, Opponent, Game**

3 (@ Pittsburgh, 11/1/98)

**Most Two-Point Conversion Attempts, Season**

7 (2020)  
 7 (1994)

**Most Two-Point Conversion Attempts, Opp., Season**

8 (2020)  
 6 (1999)

## TEAM RECORDS: SCORING

### FIELD GOALS

#### Most Field Goals Attempted, Season

42 (2017)  
40 (1969)  
39 (2007)  
38 (1996)  
37 (1989)

#### Most Field Goals Attempted, Game

8 (at Houston, 10/21/07)  
6 (five times, last @ Minnesota, 9/27/20)

#### Most Field Goals Attempted, Both Teams, Game

10 (Buffalo 7, @ Oilers 3, 12/5/65)  
9 (Tennessee 6, @ New England 3, 10/5/03)  
9 (Washington 6, @ Tennessee 3, 11/21/10)

9 (Detroit 4, @ Tennessee 5, 9/23/12)  
9 (Tennessee 3, @ Oakland 6, 11/24/13)  
9 (Tennessee 3, @ San Francisco 6, 12/17/17)

#### Most Field Goals, Season

36 (1998)  
35 (2017)  
35 (2007)  
32 (1996)  
29 (1993, 2008, 2011)

#### Fewest Field Goals, Season

8 (2019)  
8 (1968)

#### Most Field Goals, Game

8 (@ Houston, 10/21/07)  
6 (@ Minnesota, 9/27/20)

5 (vs. Miami, 9/28/69; @Philadelphia, 12/3/00)

#### Most Field Goals, Both Teams, Game

9 (Tennessee 3, @ San Francisco 6, 12/17/17)  
8 (Tennessee 3, @ Buffalo 5, 12/24/06)  
8 (Tennessee 8, @ Houston 0, 10/21/07)  
8 (Indianapolis 3, @ Tennessee 5, 10/16/17)  
7 (19 times, last Tennessee 6, @ Minnesota 1, 9/27/20)

## TEAM RECORDS: FIRST DOWNS

#### Most First Downs, Season

381 (2020)  
376 (1990)

#### Fewest First Downs, Season

138 (1982, nine games)  
199 (1976)

#### Most First Downs, Game

34 (vs. Cleveland, 12/9/90)

#### Fewest First Downs, Game

4 (at Cleveland, 10/21/73)  
5 (vs. Jacksonville, 12/17/06)

#### Most First Downs, Both Teams, Game

57 (Tennessee 21, Detroit 36, @ Tennessee, 9/23/12, OT)  
56 (Tennessee 31, Houston 25, @ Tennessee, 10/18/20, OT)  
56 (Tennessee 32, Arizona 24, @ Tennessee, 12/15/13, OT)  
56 (Houston 33, Buffalo 23, @ Houston, 9/24/89, OT)

55 (Three times, last Tennessee 28, Detroit 27, @ Tennessee, 12/20/20)

#### Most First Downs Rushing, Season

155 (1980)

#### Fewest First Downs Rushing, Season

52 (1982, nine games)  
62 (1971)

#### Most First Downs Rushing, Game

17 (three times, last @ Houston, 1/3/21)

#### Fewest First Downs Rushing, Game

0 (six times, last @ Denver, 10/13/19)

#### Most First Downs Passing, Season

251 (1990)

#### Fewest First Downs Passing, Season

81 (1982, nine games)  
86 (1967)

#### Most First Downs Passing, Game

28 (@ Oakland, 12/19/04)

#### Fewest First Downs Passing, Game

0 (twice, last @ Buffalo, 11/10/85)

#### Most First Downs By Penalty, Season

37 (2015)  
36 (2020)  
36 (2019)  
36 (2017)  
36 (2013)  
32 (2016)  
30 (1989)

#### Fewest First Downs By Penalty, Season

5 (1982, nine games)  
10 (1967)

#### Most First Downs By Penalty, Game

7 (vs. Indianapolis, 11/12/20)  
7 (@ Atlanta, 9/9/90)

## TEAM RECORDS: NET YARDS GAINED

#### Most Yards Gained, Season

6,343 (2020)  
6,288 (1961)  
6,222 (1990)

#### Fewest Yards Gained, Season

2,373 (1982, nine games)  
3,191 (1972)

#### Most Yards Gained, Game

607 (vs. Houston, 10/18/20, overtime)  
583 (vs. Dallas, 11/10/91, overtime)

#### Fewest Yards Gained, Game

81 (vs. Dallas, 11/24/74)



## TEAM RECORDS: RUSHING

### Most Rushing Attempts, Season

616 (1979)  
605 (1978)

### Fewest Rushing Attempts, Season

225 (1982, nine games)  
324 (1965)

### Most Rushing Attempts, Game

56 (vs. San Diego, 9/28/75)  
55 (vs. Oakland, 9/9/61)

### Fewest Rushing Attempts, Game

7 (vs. N.Y. Giants, 12/8/85)  
9 (vs. Cincinnati, 10/24/76)  
10 (@ San Diego, 9/16/12)

### Most Yards Gained Rushing, Season

2,690 (2020)  
2,635 (1980)  
2,592 (2009)

2,571 (1979)

### Fewest Yards Gained Rushing, Season

799 (1982, nine games)  
1,106 (1971)

### Most Yards Gained Rushing, Game

332 (@ Kansas City, 10/19/08)  
305 (vs. Jacksonville, 11/1/09)  
296 (vs. Kansas City, 11/27/77)  
292 (@ Detroit, 11/27/08)

### Fewest Yards Gained Rushing, Game

19 (twice, last vs. San Diego, 12/12/65)

### Highest Average Gain Rushing, Season

5.2 (2009)  
5.2 (2020)  
5.0 (2019)  
4.7 (2006)  
4.6 (three times, last in 2016)

### Most Touchdowns Rushing, Season

26 (2020)  
26 (1988)

### Fewest Touchdowns Rushing, Season

5 (1982, nine games)  
6 (2014)  
6 (1976)

### Most Touchdowns Rushing, Game

5 (vs. L.A. Chargers, 9/18/60)

### Fewest Touchdowns Rushing, Game

0 (many times, last vs. Chicago, 11/8/20)

## TEAM RECORDS: PASSING

### Most Passes Attempted, Season

667 (1991)

### Fewest Passes Attempted, Season

287 (1982, nine games)  
333 (1967)

### Most Passes Attempted, Game

68 (@ Buffalo, 11/1/64 — 37 completed)  
61 (vs. Oakland, 11/7/65 — 27 completed)  
61 (@ Oakland, 12/19/04 — 40 completed)

### Fewest Passes Attempted, Game

6 (vs. Cincinnati, 10/4/81)

### Most Passes Attempted, Both Teams

98 (Titans 61, Oakland 37, @ Oakland, 12/19/04)  
97 (Oilers 44, Denver 53, @ Houston, 12/2/62)  
97 (Titans 42, Detroit 55, @ Tennessee, 9/23/12)

### Most Passes Completed, Season

411 (1991)

### Fewest Passes Completed, Season

144 (1967)

### Most Passes Completed, Game

41 (vs. Dallas, 11/10/91 — overtime)

### Fewest Passes Completed, Game

1 (vs. Cincinnati, 10/4/81)

### Most Yards Gained Passing, Season

4,805 (1990)

### Fewest Yards Gained Passing, Season

1,381 (1967)

### Most Yards Gained Passing, Game

527 (@ Kansas City, 12/16/90)

### Fewest Yards Gained Passing, Game

-7 (@ New England, 10/18/09)

### Most Times Sacked, Season

65 (1994)  
58 (1985)

### Fewest Times Sacked, Season

11 (1962)  
12 (2008)

### Most Times Sacked, Game

12 (vs. Dallas, 9/29/85)

### Most Times Sacked, Both Teams, Game

14 (Oilers 12, Dallas 2, @ Houston, 9/29/85)

### Most Touchdowns Passing, Season

48 (1961)

### Fewest Touchdowns Passing, Season

9 (2007)

### Most Touchdowns Passing, Game

7 (twice, last vs. N.Y. Titans, 10/14/62)

### Most Touchdowns Passing, Both Teams, Game

11 (Oilers 5, Oakland 6, @ Oakland, 12/22/63)

### Most Passes Had Intercepted, Season

48 (1962)\*

### Fewest Passes Had Intercepted, Season

7 (2020)  
8 (2019)  
9 (2003, 2008)  
10 (1998)

### Most Passes Had Intercepted, Game

6 (six times, last @ Cleveland, 11/30/86)

\* Denotes League Record

## TEAM RECORDS: PUNTING

### Most Punts, Season

100 (1976)  
96 (1994)  
93 (1979)

### Fewest Punts, Season

34 (1990)

### Most Punts, Game

11 (three times, last @ Pittsburgh, 12/3/95)

### Fewest Punts, Game

0 (five times, last vs. Cincinnati, 10/27/91)

### Highest Average Distance, Punting, Season

49.7 (2017)  
47.4 (2015)  
47.2 (1998)  
47.1 (2019)  
46.8 (2014)  
46.4 (2018)  
45.3 (1993)

## TEAM RECORDS: PUNTING

<p>45.2 (1992)</p> <p><b>Highest Average Distance, Punting, Game</b></p> <p>60.5 (vs. Pittsburgh, 10/25/20)</p> <p>59.2 (vs. Buffalo, 12/27/92)</p>	<p><b>Highest Net Average, Punting, Season</b></p> <p>44.6 (2017)</p> <p>43.1 (2019)</p> <p>41.7 (2018)</p> <p>40.8 (2014)</p> <p>40.3 (2015)</p>	<p>40.1 (2020)</p> <p>39.4 (2012)</p> <p>39.4 (2011)</p> <p>39.2 (1998)</p> <p>39.2 (2013)</p>
---	---	--

## TEAM RECORDS: PUNT RETURNS & KICKOFF RETURNS

### PUNT RETURNS

<p><b>Most Punt Returns, Season</b></p> <p>53 (2000)</p> <p>52 (1968)</p>	<p><b>Fewest Punt Returns, Season</b></p> <p>15 (1960)</p>	<p><b>Most Punt Returns, Game</b></p> <p>10 (vs. Tampa Bay, 9/12/76)</p>	<p><b>Most Yards, Punt Returns, Season</b></p> <p>671 (2000)</p> <p>620 (1975)</p>	<p><b>Fewest Yards, Punt Returns, Season</b></p> <p>104 (1982, 9 games)</p> <p>118 (1961)</p>	<p><b>Highest Average, Punt Returns, Season</b></p> <p>15.3 (2012)</p> <p>15.0 (1977)</p>	<p><b>Most Touchdowns, Punt Returns, Season</b></p> <p>3 (1975, 2006 and 2012)</p>
---	--	--	--	---	---	--

### Most Touchdowns, Punt Returns, Game

2	(vs. Jacksonville, 12/30/12)
1	(19 times, last vs. Detroit, 9/23/12)

### KICKOFF RETURNS

#### Most Kickoff Returns, Season

83	(1983)
----	--------

#### Fewest Kickoff Returns, Season

23	(2018)
28	(2017)
30	(2019)
31	(1993)
32	(2011)
33	(2016)
33	(2015)

#### Most Kickoff Returns, Game

10	(twice, last at Cincinnati, 12/17/89)
----	---------------------------------------

#### Most Yards, Kickoff Returns, Season

1,835	(2006)
1,721	(1981)

### Fewest Yards, Kickoff Returns, Season

589	(1993)
618	(2017)
629	(2016)
638	(2019)
680	(2015)
737	(2018)
767	(2020)

### Highest Average, Kickoff Returns, Season

32.0	(2018)*
26.1	(2000)
26.0	(2011)
25.9	(1962)

### Most Touchdowns, Kickoff Returns, Season

2	(three times, last in 1983)
---	-----------------------------

### Most Touchdowns, Kickoff Returns, Game

1	(18 times, last @ Indianapolis, 11/29/20)
---	---

## TEAM RECORDS: FUMBLES

### Most Fumbles, Season

42	(1994)
41	(1985)

### Fewest Fumbles, Season

10	(2017)
14	(1982, nine games)
15	(2020)
17	(1962, 1999, 2011 and 2016)

### Most Fumbles, Game

8	(@ Pittsburgh, 12/9/73)
---	-------------------------

### Most Fumbles Lost, Season

25	(1994)
----	--------

### Fewest Fumbles Lost, Season

5	(2020)
6	(2018)
7	(1967, 2006 and 2016)
8	(2008, 2011 and 2017)

### Most Fumbles Lost, Game

5	(twice, last vs. Philadelphia, 12/2/91)
---	---

### Most Opponents' Fumbles Recovered, Season

28	(1977)
----	--------

### Most Opponents' Fumbles Recovered, Game

7	(@ Kansas City, 10/12/69)
---	---------------------------

### Fewest Opponents' Fumbles Recovered, Season

4	(2014)
5	(2012)
6	(2016 and 2018)
7	(2009)
8	(five times, last in 2020)

## TEAM RECORDS: BLOCKED KICKS

### Most Blocked Field Goals, Season

6	(1961)
---	--------

### Most Blocked Field Goals, Game

2	(at Indianapolis, 12/1/19)
2	(at Baltimore, 12/14/97)
2	(at Cleveland, 9/13/81)
2	(vs. Denver, 11/26/61)

### Most Blocked Extra Points, Season

3	(1975)
---	--------

### Most Blocked Extra Points, Game

2	(at Cincinnati, 12/23/90)
2	(vs. Miami, 11/16/75)

### Most Blocked Punts, Season

3	(1988)
---	--------

### Most Blocked Punts, Game

2	(at Pittsburgh, 10/16/88)
2	(at Philadelphia, 10/2/88)

## TEAM RECORDS: PENALTIES

### Fewest Penalties, Season (any)

52 (1982, nine games)  
58 (1963)

### Fewest Penalties, 16-Game Season

82 (2018)  
84 (1983)

### Most Penalties, Season

148 (1989)

### Fewest Penalties, Game

0 (vs. Jacksonville, 12/24/11)

0 (@ Cincinnati, 10/29/72)  
0 (@ Buffalo, 11/1/64)  
0 (vs. Kansas City, 10/27/63)  
0 (vs. Oakland, 12/9/62)

### Most Penalties, Game

18 (@ Jacksonville, 1/1/06)

### Fewest Yards Penalized, Season (any)

424 (1982, nine games)

### Fewest Yards Penalized, 16-Game Season

727 (2018)

773 (2007)

### Most Yards Penalized, Season

1,150 (twice, last in 1988)

### Most Yards Penalized, Game

212 (vs. Baltimore, 10/10/99)

## TEAM RECORDS: DEFENSE

### SCORING

#### Fewest Points Allowed, Season

191 (2000)  
199 (1967)  
226 (1975)

#### Most Points Allowed, Season

471 (2012)  
460 (1983)  
447 (1973)

#### Fewest Points Allowed, Game

0 (16 times, last at N.Y. Giants, 12/16/18)

#### Most Points Allowed, Game

61 (twice, last @ Cincinnati, 12/17/89)

#### Fewest Touchdowns Allowed, Season

18 (1967)

#### Most Touchdowns Allowed, Season

55 (2012)  
55 (2020)  
53 (1983)

### FIRST DOWNS

#### Fewest First Downs Allowed, Season

183 (1969)

#### Most First Downs Allowed, Season

391 (2020)  
358 (2012)  
357 (2014)  
356 (1985)  
356 (2010)

#### Most First Downs Allowed, Game (since 1991)

39 (@ Denver, 12/8/13)  
36 (vs. Detroit, 9/23/12)  
34 (@ Cincinnati, 12/4/97)  
33 (@ Houston, 10/1/17)

#### Fewest First Downs Allowed, Rushing, Season

62 (2000)

#### Most First Downs Allowed, Rushing, Season

147 (1972)

#### Fewest First Downs Allowed, Passing, Season

89 (1976)

#### Most First Downs Allowed, Passing, Season

247 (2020)  
231 (2017)  
227 (2016)  
214 (2010)  
213 (2019)

#### Fewest First Downs Allowed, Penalty, Season

13 (twice, last in 1969)

#### Most First Downs Allowed, Penalty, Season

48 (1985)

### NET YARDS

#### Fewest Yards Allowed, Season

3,375 (1968)

#### Most Yards Allowed, Season

6,372 (2020)  
6,155 (1985)

#### Fewest Yards Allowed, Game

26 (vs. Denver, 9/3/66)

#### Most Yards Allowed, Game

619 (@ New England, 10/18/09)  
584 (@ Cincinnati, 12/17/89)  
583 (vs. Detroit, OT, 9/23/12)

#### Fewest Total Plays Allowed, Season

610 (1982, nine games)  
840 (1970)

#### Most Total Plays Allowed, Season

1,139 (2010)  
1,099 (2014)  
1,091 (1985)

#### Fewest Total Plays Allowed, Game

36 (vs. Denver, 9/3/66)

#### Most Total Plays Allowed, Game

92 (vs. Detroit, OT, 9/23/12)  
91 (@ Philadelphia, 11/19/06)  
91 (@ Denver, 12/8/13)  
87 (@ Cleveland, 10/2/11)  
86 (vs. Washington, 11/21/10)

85 (three times, last @ Cleveland, 11/30/86, OT)

### RUSHING

#### Fewest Yards Allowed, Rushing, Season

1,027 (1960)

#### Most Yards Allowed, Rushing, Season

2,814 (1985)

#### Fewest Yards Allowed, Rushing, Game

-14 (@ Boston, 11/25/60)  
4 (vs. Buffalo, 11/23/97)

#### Most Yards Allowed, Rushing, Game

398 (@ Dallas Texans, 10/1/61)  
302 (vs. Kansas City, 10/24/65)

#### Fewest Touchdowns Allowed, Rushing, Season

5 (1996 and 2017)

#### Most Touchdowns Allowed, Rushing, Season

27 (1984)

#### Fewest Attempts Allowed, Rushing, Season

298 (1982, nine games)  
356 (2016)  
362 (1962)

#### Most Attempts Allowed, Rushing, Season

596 (1984)

#### Fewest Attempts Allowed, Rushing, Game

9 (vs. Denver, 12/11/16)  
10 (@ Indianapolis, 12/30/07)  
11 (vs. Miami, 10/1/89)

#### Most Attempts Allowed, Rushing, Game

56 (@ Dallas Texans, 10/1/61)

### PASSING

#### Fewest Net Yards Allowed, Passing, Season

1,671 (1968)

#### Most Net Yards Allowed, Passing, Season

4,439 (2020)  
4,307 (2016)  
4,139 (2009)  
4,084 (2001)

## TEAM RECORDS: DEFENSE

### Fewest Net Yards Allowed, Passing, Game

-52 (vs. Cincinnati, 10/31/71)  
-16 (vs. Chicago, 11/6/77)

### Most Net Yards Allowed, Passing, Game

442 (vs. Detroit, OT, 9/23/12)  
433 (vs. Kansas City, 11/10/19)  
426 (@ New England, 10/18/09)  
425 (@ Indianapolis, 12/5/04)  
407 (@ Oakland, 12/22/63)  
405 (vs. Buffalo, 10/11/64)

### Fewest Touchdowns Allowed, Passing, Season

10 (1967, 2000)

### Most Touchdowns Allowed, Passing, Season

36 (2020)  
35 (1966)

### Fewest Attempts Allowed, Passing, Season

284 (1982, nine games)  
324 (1972)

### Most Attempts Allowed, Passing, Season

635 (2016)  
630 (2020)  
625 (2010)  
605 (2017)  
604 (2009)  
598 (2019)  
591 (2011)

### Fewest Attempts Allowed, Passing, Game

11 (@ Pittsburgh, 9/11/05)

### Most Attempts Allowed, Passing, Game

61 (@ Cleveland, 10/2/11)  
59 (@ Denver, 12/8/13)  
57 (@ Pittsburgh, 12/19/93)

### Fewest Completions Allowed, Season

158 (1968)

### Most Completions Allowed, Season

423 (2020)  
410 (2010)  
404 (2009)  
388 (2016)  
386 (2019)  
374 (2012)  
369 (2011)  
369 (2017)

### Fewest Completions Allowed, Game

2 (vs. Denver, 9/3/66)

### Most Completions Allowed, Game

43 (vs. Detroit, OT, 9/23/12)  
40 (@ Cleveland, 10/2/11)  
39 (@ Denver, 12/8/13)  
38 (@ New England, 10/18/09)  
37 (@ Indianapolis, 11/3/02)  
36 (six times, last vs. Chicago, 11/8/20)

## SACKS

### Most Sacks, Season

55 (2000)  
54 (1999)  
52 (1993)

51 (1979)

### Fewest Sacks, Season

19 (2020)  
21 (1966)

### Most Sacks, Game

9 vs. N.Y. Titans, 10/14/62  
9 vs. Cincinnati, 10/31/71  
8 at Arizona, 12/10/17  
8 at Indianapolis, 11/26/17  
8 at San Diego, 10/17/76  
8 at Buffalo, 11/10/85  
8 at Cincinnati, 9/12/82

## INTERCEPTIONS

### Most Interceptions, Season

36 (1963)

### Fewest Interceptions, Season

3 (1982, nine games)\*  
6 (1972)

### Most Interceptions, Game

6 (six times, last vs. Atlanta, 12/5/93)

### Most Interceptions, Both Teams, Game

13 (Oilers 5, Denver 8, @ Houston, 12/2/62)

### Most Yards Returning Interceptions, Season

676 (1962)

### Most Yards Returning Interceptions, Game

245 (@ N.Y. Jets, 10/15/67)

### Most TDs, Returning Interceptions, Season

7 (1967)

### Most TDs, Returning Interceptions, Game

3 (vs. San Diego, 12/19/71)

## PUNT RETURNS

### Fewest Opponent Punt Returns, Season

20 (2020)  
20 (1961)  
23 (1990)

### Most Opponent Punt Returns, Season

64 (1979)  
60 (twice, last in 1976)

### Fewest Yards Allowed, Punt Returns, Season

144 (2005)  
160 (2000)  
171 (2020)  
186 (1990)

### Most Yards Allowed, Punt Returns, Season

748 (1979)  
668 (1976)

### Lowest Average Allowed, Punt Returns, Season

4.5 (2005)  
5.3 (1969)

### Highest Average Allowed, Punt Returns, Season

13.9 (2002)  
13.6 (1961)

### Most Touchdowns Allowed, Punt Returns, Season

3 (2002)  
2 (1962, 1965 and 2016)

## KICKOFF RETURNS

### Fewest Opponent Kickoff Returns, Season

21 (2016)  
22 (2015)  
25 (2018)  
26 (1982, nine games)  
30 (2011)  
31 (2014)  
32 (1970, 1986, 2017)

### Most Opponent Kickoff Returns, Season

81 (2003)  
78 (1995, 1996)  
76 (1999, 2000)  
74 (2002)  
71 (1990, 1997, 2009)

### Fewest Yards Allowed, Kickoff Returns, Season

462 (2016)  
564 (1982, nine games)  
599 (2015)  
680 (2011)  
695 (1986)

### Most Yards Allowed, Kickoff Returns, Season

1,714 (2009)  
1,675 (1996)  
1,596 (1999)  
1,587 (2000)  
1,528 (1997)

### Lowest Average Allowed, Kickoff Returns, Season

15.7 (1992)

### Highest Average Allowed, Kickoff Returns, Season

27.8 (2018)  
27.6 (2014)  
27.2 (2015)  
26.1 (2012)  
25.0 (2008)  
24.9 (1985, 2001)

### Most Touchdowns Allowed, Kickoff Returns, Season

2 (1966, 1999)

## PUNTING

### Most Punts Forced, Season

105 (2000)  
96 (1976)

### Fewest Punts Forced, Season

38 (1982, 9 games)  
45 (2020)  
56 (1964, 1989)

## TEAM RECORDS: DEFENSE

### Most Punts Forced, Game

11 (five times, last vs. Pittsburgh, 11/6/94)

### Fewest Punts Forced, Game

0 5 times (11/12/78 at New England; 11/5/95 at Cleveland; 12/5/04 at Indianapolis; 9/26/10 at N.Y. Giants; 12/27/20 at Green Bay)

### Lowest Punting Average Allowed (Gross), Season

37.1 (1960)

\* Denotes League Record

## ALL-TIME TWO-POINT CONVERSIONS

### TITANS

<b>1994 Oilers: 4-7</b>	<b>Run 0-0, Pass 4-7</b>	<b>12/14/03 vs. Buf</b>	Robert Holcombe run	Good
<b>9/4/94 vs. Ind</b>	Bucky Richardson to Reggie Brown	Good		
	Bucky Richardson to Haywood Jeffries	NG		
<b>10/13/94 vs. Cle</b>	Billy Joe Tolliver to Haywood Jeffries	Good		
<b>12/11/94 vs. Sea</b>	Billy Joe Tolliver to Haywood Jeffries	Good		
	Billy Joe Tolliver to Todd McNair	NG		
<b>12/18/94 vs. KC</b>	Billy Joe Tolliver to Webster Slaughter	NG		
<b>12/24/94 vs. NYJ</b>	Bucky Richardson to Haywood Jeffries	Good		
<b>1995 Oilers: 2-5</b>	<b>Run 2-3, Pass 0-2</b>	<b>2004 Titans: 1-2</b>	<b>Pass 0-1, Run 1-1</b>	
<b>10/8/95 vs. Min</b>	Rodney Thomas run	Good		
<b>10/22/95 vs. Chi</b>	Chris Chandler run	Good		
<b>11/12/95 vs. Cin</b>	Will Furrer to Haywood Jeffries	NG		
<b>11/19/95 vs. KC</b>	Rich Camarillo to Bruce Matthews	NG		
<b>12/24/95 vs. Buf</b>	Rodney Thomas run	NG		
<b>1996 Oilers: 0-0</b>	<b>No Attempts</b>	<b>2006 Titans: 3-3</b>	<b>Run 2-2, Pass 1-1</b>	
None		<b>9/10/06 vs. NYJ</b>	Travis Henry run	Good
			Kerry Collins pass to Drew Bennett	Good
<b>1997 Oilers: 2-4</b>	<b>Run 1-3, Pass 1-1</b>	<b>10/1/06 vs. Dal</b>	Vince Young run	Good
<b>8/31/97 vs. Oak</b>	Eddie George Run	Good		
<b>9/28/97 vs. Pitt</b>	Steve McNair to Frank Wycheck	Good		
<b>11/16/97 vs. Jax</b>	Rodney Thomas run	NG		
<b>12/14/97 vs. Bal</b>	Steve McNair run	NG		
<b>1998 Oilers: 1-4</b>	<b>Pass 0-0, Run 1-4</b>	<b>2007 Titans: 0-0</b>	<b>No Attempts</b>	
<b>9/27/98 vs. Jax</b>	Eddie George run	NG		
<b>10/11/98 vs. Bal</b>	Eddie George run	NG		
<b>11/29/98 vs. Sea</b>	Eddie George run	NG		
<b>12/20/98 vs. GB</b>	Eddie George run	Good		
<b>1999 Titans: 1-3</b>	<b>Pass 1-1, Run 0-2</b>	<b>2008 Titans: 1-1</b>	<b>Run 0-0, Pass 1-1</b>	
<b>10/3/99 vs. SF</b>	Eddie George run	NG		
<b>11/28/99 vs. Cle</b>	Frank Wycheck run	NG		
<b>12/5/99 vs. Bal</b>	Steve McNair to Jackie Harris	Good		
<b>2000 Titans: 0-0</b>	<b>No Attempts</b>	<b>10/27/08 vs. Ind</b>	Kerry Collins pass to Ahmard Hall	Good
None		<b>2009 Titans: 1-2</b>	<b>Run 1-1, Pass 0-1</b>	
<b>2001 Titans: 3-4</b>	<b>Pass 3-4, Run 0-0</b>	<b>10/4/09 at Jax</b>	Kerry Collins pass to Nate Washington	NG
<b>10/14/01 vs. TB</b>	Steve McNair to Kevin Dyson	Good		
<b>10/21/01 vs. Det</b>	Steve McNair to Drew Bennett	Good		
<b>12/16/01 vs. GB</b>	Steve McNair to Kevin Dyson	NG		
	Steve McNair to Derrick Mason	Good		
<b>2002 Titans: 2-6</b>	<b>Pass 0-2, Run 2-4</b>	<b>2010 Titans: 1-2</b>	<b>Run 0-0, Pass 1-2</b>	
<b>9/8/02 vs. Phi</b>	Steve McNair run	NG		
	Eddie George run	Good		
<b>9/29/02 vs. Oak</b>	Steve McNair to Derrick Mason	NG		
	Steve McNair to Frank Wycheck	NG		
	Eddie George Run	NG		
<b>12/1/02 vs. NYG</b>	Steve McNair run	Good		
<b>2003 Titans: 3-4</b>	<b>Pass 1-2, Run 2-2</b>	<b>2011 Titans: 0-0</b>	<b>No Attempts</b>	
<b>10/5/03 vs. NE</b>	Steve McNair to Tyrone Calico	Good		
<b>12/7/03 vs. Ind</b>	Steve McNair Run	Good		
	Steve McNair to Derrick Mason	NG		
		<b>2012 Titans: 1-1</b>	<b>Run 0-0, Pass 1-1</b>	
		<b>11/4/12 vs. Chi</b>	Matt Hasselbeck pass to Kenny Britt	Good
		<b>2013 Titans: 0-0</b>	<b>No Attempts</b>	
		None		
		<b>2014 Titans: 0-1</b>	<b>Run 0-1, Pass 0-0</b>	
		<b>10/26/14 vs. Hou</b>	Leon Washington run	NG
		<b>2015 Titans: 3-5</b>	<b>Run 0-1, Pass 3-4</b>	
		<b>9/27/15 vs. Ind</b>	Jalston Fowler run	NG
		<b>11/8/15 at NO</b>	Marcus Mariota pass to Delanie Walker	Good
		<b>11/29/15 vs. Oak</b>	Marcus Mariota pass to Dorial Green-Beckham	Good
		<b>12/13/15 at N.Y. Jets</b>	Marcus Mariota pass to Dexter McCluster	Good
		<b>12/27/15 vs. Hou</b>	Zach Mettenberger pass to Anthony Fasano	NG
		<b>2016 Titans: 0-5</b>	<b>Run 0-0, Pass 0-5</b>	
		<b>9/11/16 vs. Min</b>	Marcus Mariota pass to DeMarco Murray	NG
		<b>9/18/16 at Det</b>	Marcus Mariota sacked	NG
		<b>10/23/16 vs. Ind</b>	Aborted play, Brett Kern pass to Ryan Succop	NG
		<b>11/13/16 vs. GB</b>	Marcus Mariota pass to Rishard Matthews	NG
		<b>12/18/16 at KC</b>	Marcus Mariota pass incomplete	NG
		<b>2017 Titans: 0-0</b>	<b>Run 0-0, Pass 0-0</b>	
		None		

# ALL-TIME TWO-POINT CONVERSIONS

## TITANS

**2018 Titans: 0-1** **Run 0-0, Pass 0-1**  
 10/21/18 at LAC Marcus Mariota pass to Taywan Taylor NG

**2019 Titans: 1-2** **Run 1-1, Pass 0-1**  
 11/3/19 at Car Ryan Tannehill pass to Adam Humphries NG  
 11/10/19 vs. KC Ryan Tannehill run Good

**2020 Titans: 4-7** **Run 3-4, Pass 1-3**  
 9/27/20 at Min Ryan Tannehill pass to Jonnu Smith NG  
 10/18/20 vs. Hou Ryan Tannehill pass to Nick Westbrook-Ikhine Good  
 11/1/20 at Cin Brett Kern pass intercepted by Josh Byrnes NG  
 11/22/20 at Bal Ryan Tannehill run Good  
 12/6/20 vs. Cle Derrick Henry run NG  
 12/6/20 at Cle Ryan Tannehill run Good  
 12/20/20 vs. Det Derrick Henry run Good

**Titans Overall Two-Point Statistics: 34-70 (48.6%)**

## OPPONENTS

**1994 Opponents: 2-2** **Run 2-2, Pass 0-0**  
 10/13/94 vs. Cle Tom Tupa Run Good  
 12/4/94 vs. Ari Ronald Moore Run Good

**1995 Opponents: 0-2** **Run 0-0, Pass 0-2**  
 11/26/95 vs. Den John Elway to Shannon Sharpe NG  
 12/17/95 vs. NYJ Boomer Esiason to Fred Baxter NG

**1996 Opponents: 1-3** **Run 1-1, Pass 0-2**  
 9/15/96 vs. Bal Vinny Testaverde pass NG  
 11/10/96 at NO Michael Haynes run Good  
 10/13/96 at Atl Bobby Hebert pass to Roell Preston NG

**1997 Opponents: 0-1** **Run 0-0, Pass 0-1**  
 10/5/97 vs. Sea Rick Tuten (kicking form.) bad snap, inc. pass NG

**1998 Opponents: 4-5** **Run 0-0, Pass 4-5**  
 11/1/98 vs. Pit Kordell Stewart to Charles Johnson Good  
 Mike Tomczak to Charles Johnson Good  
 Mike Tomczak to Will Blackwell Good  
 11/8/98 vs. TB Trent Dilfer to Bert Emanuel NG  
 12/26/98 vs. Min Randall Cunningham to Randy Moss Good

**1999 Opponents: 4-6** **Run 0-1, Pass 4-5**  
 9/12/99 vs. Cin Jeff Blake to Willie Jackson Good  
 Ki-Jana Carter run NG  
 Jeff Blake to Brian Milne Good  
 9/19/99 vs. Cle Tim Couch Pass incomplete NG  
 10/17/99 vs. NO B.J. Tolliver to Brett Bech Good  
 1/2/00 vs. Pit Mike Tomczak to Hines Ward Good

**2000 Opponents: 0-0** **No Attempts**  
 None

**2001 Opponents: 1-2** **Run 1-1, Pass 0-1**  
 10/7/01 vs. Bal Elvis Grbac to Brandon Stokley NG  
 12/2/01 vs. Cle Jamel White run Good

**2002 Opponents: 3-4** **Run 0-0, Pass 3-4**  
 11/3/02 vs. Ind Peyton Manning to Marvin Harrison Good  
 11/17/02 vs. Pit Kordell Stewart to Dan Kreider Good  
 Antwaan Randle El to Hines Ward Good  
 12/1/02 vs. NYG Kerry Collins to Jeremy Shockey NG

**2003 Opponents: 0-1** **Run 0-0, Pass 0-1**  
 12/14/03 vs. Buf Drew Bledsoe to Bernard Shaw NG

**2004 Opponents: 1-2** **Run 0-0, Pass 1-2**  
 9/26/04 vs. Jax Byron Leftwich to Reggie Williams Good  
 1/2/05 vs. Det Joey Harrington to Roy Williams NG

**2005 Opponents: 2-2** **Run 0-0, Pass 2-2**  
 10/11/05 vs. Hou David Carr to Corey Bradford Good  
 11/27/05 vs. SF Ken Dorsey to Terry Jackson Good

**2006 Opponents: 1-2** **Run 0-0, Pass 1-2**  
 10/22/06 at Was Mark Brunell to Santana Moss Good  
 10/29/06 vs. Hou Sage Rosenfels to Andre Johnson NG

**2007 Opponents: 1-1** **Run 0-0, Pass 1-1**  
 10/21/07 at Hou Sage Rosenfels to Andre Davis Good

**2008 Opponents: 0-1** **Run 0-1, Pass 0-0**  
 9/21/08 vs. Hou Aborted kick, Matt Turk run NG

**2009 Opponents: 1-1** **Run 1-1, Pass 0-0**  
 9/20/09 vs. Mia Ricky Williams run Good

**2010 Opponents: 0-2** **Run 0-2, Pass 0-0**  
 10/31/10 at SD Aborted kick, Kris Brown run NG  
 11/14/10 at Mia Ronnie Brown run NG

**2011 Opponents: 0-2** **Run 0-2, Pass 0-0**  
 12/11/11 vs. NO Pierre Thomas run NG  
 1/1/12 at Hou Snap over Jake Delhomme's head, rec. by Ten. NG

**2012 Opponents: 1-2** **Run 0-0, Pass 1-2**  
 9/23/12 vs. Det Matthew Stafford pass to Nate Burleson Good  
 12/30/12 vs. Jax Chad Henne pass incomplete NG

**2013 Opponents: 1-1** **Run 1-1, Pass 0-0**  
 9/15/13 at Hou Arian Foster run Good

**2014 Opponents: 0-1** **Run 0-0, Pass 0-0**  
 12/14/14 vs. NYJ Geno Smith pass incomplete NG

**2015 Opponents: 0-1** **Run 0-0, Pass 0-1**  
 12/6/15 vs. Jax Blake Bortles pass incomplete NG

**2016 Opponents: 1-3** **Run 1-2, Pass 0-1**  
 10/16/16 vs. Cle Cody Kessler pass incomplete NG  
 10/27/16 vs. Jax Blake Bortles run Good  
 11/13/16 vs. GB James Starks run NG

**2017 Opponents: 0-2** **Run 0-0, Pass 0-2**  
 9/17/17 at Jax Blake Bortles pass incomplete NG  
 9/24/17 vs. Sea Russell Wilson pass incomplete NG

**2018 Opponents: 0-0** **No Attempts**  
 None

**2019 Opponents: 2-4** **Run 0-0, Pass 2-4**  
 10/27/19 vs. TB Jameis Winston pass incomplete NG  
 10/27/19 vs. TB Jameis Winston pass to Chris Godwin Good  
 11/24/19 vs. Jax Nick Foles pass to DJ Chark Good  
 11/24/19 vs. Jax Nick Foles pass incomplete NG

**2020 Opponents: 1-8** **Run 0-2, Pass 1-6**  
 9/27/20 at Min Kirk Cousins pass to Adam Thielen NG  
 10/13/20 vs. Buf Josh Allen pass to Cole Beasley NG

## ALL-TIME TWO-POINT CONVERSIONS

### OPPONENTS

<b>10/18/20 vs. Hou</b>	Deshaun Watson pass to Randall Cobb	NG
<b>11/22/20 at Bal</b>	Lamar Jackson pass to J.K. Dobbins	Good
<b>11/29/20 at Ind</b>	Jacoby Brissett run	NG
<b>11/29/20 at Ind</b>	Philip Rivers pass to Zach Pascal	NG
<b>12/27/20 at GB</b>	Aaron Jones run	NG
<b>1/3/21 at Hou</b>	Deshaun Watson pass to Chad Hansen	NG

**Opponents Overall Statistics:** 27-61 (44.3%)

## ALL-TIME SHUTOUTS

### ALL-TIME DEFENSIVE SHUTOUTS

Date	Opponent	Score
9/9/61	Oakland	55-0
9/10/66	Oakland	31-0
10/16/66	New York	24-0
10/13/68	at Boston	16-0
9/21/75	at New England	7-0
9/12/76	Tampa Bay	20-0
9/18/77	NY Jets	20-0
11/6/77	Chicago	47-0
12/4/80	Pittsburgh	6-0
10/22/89	Pittsburgh	27-0
9/27/92	San Diego	27-0
9/12/93	Kansas City	30-0
1/2/94	NY Jets	24-0
12/17/00	at Cleveland	24-0
12/25/00	Dallas	31-0
12/16/18	at NY Giants	17-0

### ALL-TIME OPPONENT SHUTOUTS

Date	Opponent	Score
12/4/60	at Dallas	0-24
12/1/63	at San Diego	0-27
10/12/69	at Kansas City	0-24
11/2/69	at Boston	0-24
11/1/70	at St. Louis	0-44
9/19/71	at Cleveland	0-31
10/9/72	Oakland	0-34
11/5/72	at Cleveland	0-20
11/25/73	New England	0-32
11/24/74	Dallas	0-10
12/11/76	Pittsburgh	0-21
9/22/85	at Pittsburgh	0-20
11/10/85	at Buffalo	0-20
12/7/86	at San Diego	0-27
11/26/89	at Kansas City	0-34
11/7/99	at Miami	0-17
12/28/08	at Indianapolis	0-23
10/18/09	at New England	0-59
11/28/10	at Houston	0-20
10/14/18	Baltimore	0-21
10/13/19	at Denver	0-16

## GAME-WINNING FIELD GOALS

The franchise has totaled 50 game-winning field goals since 1960, including three playoff game winners. **Rob Bironas** leads the franchise with 11 game-winning field goals, followed by the 10 by former Oiler/Titan **Al Del Greco** (1991-00). Bironas' 60-yard field goal vs. Indianapolis (12/3/06) ranks as the longest game-winning field goal in franchise history. A game-winning field goal is defined as one that was the final score of the game and gave the kicker's team the lead at any time in the fourth quarter or overtime.

Date	Opp.	Kicker	Length	Final Score	Date	Opp.	Kicker	Length	Final Score
10/24/65	Kansas City	Spikes	15	38-36	12/22/01	at Oakland	Nedney	21	13-10
10/31/65	at Buffalo	Blanda	8	19-17	12/01/02	at N.Y. Giants	Nedney	38	32-29*
10/26/69	Denver	Gerela	22	24-21	<b>1/11/03</b>	<b>Pittsburgh</b>	<b>Nedney</b>	<b>26</b>	<b>34-31*</b>
12/1/74	at Pittsburgh	Butler	34	13-10	<b>1/3/04</b>	<b>at Baltimore</b>	<b>Anderson</b>	<b>46</b>	<b>20-17</b>
9/17/78	San Francisco	Fritsch	19	20-19	12/11/05	Houston	Bironas	21	13-10
10/1/78	at Cleveland	Fritsch	19	16-13	10/15/06	at Washington	Bironas	30	25-22
9/23/79	at Cincinnati	Fritsch	29	30-27*	11/26/06	N.Y. Giants	Bironas	49	24-21
10/28/79	N.Y. Jets	Fritsch	35	27-24*	12/3/06	Indianapolis	Bironas	60	20-17
9/28/80	at Cincinnati	Fritsch	29	13-10	12/24/06	at Buffalo	Bironas	30	30-29
12/2/84	Pittsburgh	Cooper	30	23-20*	10/21/07	at Houston	Bironas	29	38-36
11/3/85	Kansas City	Zendejas	38	23-20	11/2/08	Green Bay	Bironas	41	19-16*
11/24/85	San Diego	Zendejas	51	37-35	11/23/09	at Houston	Bironas	53	20-17
<b>1/3/88</b>	<b>Seattle</b>	<b>Zendejas</b>	<b>42</b>	<b>23-20*</b>	12/20/09	Miami	Bironas	46	27-24*
9/4/88	at Indianapolis	Zendejas	35	17-14*	9/23/12	Detroit	Bironas	26	44-41*
11/13/89	Cincinnati	Zendejas	28	26-24	10/11/12	Pittsburgh	Bironas	40	26-23
11/10/91	Dallas	Del Greco	23	26-23*	12/18/16	at Kansas City	Succop	53	19-17
9/20/92	Kansas City	Del Greco	39	23-20*	10/22/17	at Cleveland	Succop	47	12-9*
12/12/93	Cleveland	Del Greco	25	19-17	9/16/18	Houston	Succop	31	20-17
10/6/96	at Cincinnati	Del Greco	49	30-27*	9/23/18	at Jacksonville	Succop	28	9-6
8/31/97	Oakland	Del Greco	33	24-21*	9/14/20	at Denver	Gostkowski	25	16-14
12/13/98	at Jacksonville	Del Greco	41	16-13	9/20/20	Jacksonville	Gostkowski	49	33-30
9/12/99	Cincinnati	Del Greco	33	36-35	9/27/20	at Minnesota	Gostkowski	55	31-30
9/10/00	Kansas City	Del Greco	36	17-14*	1/3/21	at Houston	Slooman	37	41-38
11/5/00	Pittsburgh	Del Greco	29	9-7					
12/3/00	at Philadelphia	Del Greco	50	15-13					
10/14/01	Tampa Bay	Nedney	49	31-28*					
10/21/01	at Detroit	Nedney	46	27-24					

\*Overtime games

Playoff games in **bold**

## ALL-TIME RETURN TOUCHDOWNS

### INTERCEPTION RETURN TOUCHDOWNS

Yards	Player	Date	Opp	Result
99	Cortland Finnegan	9/21/2008	Hou	W, 31-12
98	Darryll Lewis	10/22/1995	@ Chi	L, 32-35
97	Jordan Babineaux	10/2/2011	@ Cle	W, 31-13
95	Willie Alexander	9/25/1977	@ GB	W, 16-10
95	Pete Jaquess	9/19/1964	Oak	W, 42-28
90	Mark Johnston	10/27/1963	KC	W, 28-7
87	Perry Phenix	11/12/2000	Bal	L, 23-24
83	Michael Griffin	12/21/2008	Pit	W, 31-14
83	Adam Jones	12/17/2006	Jax	W, 24-17
81	Samari Rolle	10/30/2000	@ Was	W, 27-21
79	Zach Brown	12/30/2012	Jax	W, 38-20
76	Vincent Fuller	10/7/2007	Atl	W, 20-13
75	Vernon Perry	1/6/1980	@ Pit *	L, 13-27
73	Eugene Seale	10/4/1987	@ Den	W, 40-10
66	Ken Houston	9/14/1968	@ Mia	W, 24-10
62	Blaine Bishop	11/5/1995	@ Cle	W, 37-10
62	Miller Farr	11/26/1967	NE	W, 27-6
61	Chris Hope	12/17/2006	Jax	W, 24-17
61	Vincent Fuller	9/24/2007	@ NO	W, 31-14
60	Rocky Boiman	9/28/2003	@ Pit	W, 30-13
58	Bubba McDowell	1/3/1993	@ Buf *	L, 38-41
56	<b>Malcolm Butler</b>	12/22/2018	Was	W, 25-16
52	Lamar Lathon	9/8/1991	@ Cin	W, 30-7
52	Miller Farr	12/7/1968	Buf	W, 35-6
52	Reynaldo Hill	10/30/2005	Oak	L, 25-34
51	Andre Dyson	10/12/2003	Hou	W, 38-17
51	Ken Houston	10/5/1969	Buf	W, 28-14
51	Miller Farr	10/15/1967	@ NYJ	T, 28-28
51	Zeke Moore	10/20/1969	@ NYJ	L, 17-26
49	Eddie Robinson	11/12/1995	Cin	L, 25-32
49	Colin McCarthy	11/11/2012	@ Mia	W, 37-3
48	Ken Houston	10/31/1971	Cin	W, 10-6
47	Darryll Lewis	9/19/1993	@ SD	L, 17-18
47	Darryll Lewis	11/2/1997	Jax	L, 24-30
45	Benny Nelson	9/19/1964	Oak	W, 42-28
45	Vincent Fuller	12/13/2009	STL	W, 47-7
44	Steve Brown	9/4/1988	@ Ind	W, 17-14
43	Ken Houston	10/15/1967	@ NYJ	T, 28-28
42	Donald Mitchell	10/17/1999	@ NO	W, 24-21
41	Cortland Finnegan	10/24/2010	Phi	W, 37-19
40	Will Witherspoon	12/9/2012	@ Ind	L, 23-27
40	Larry Carwell	11/17/1968	Den	W, 38-17
40	Miller Farr	12/7/1968	Buf	W, 35-6
39	Denard Walker	10/26/1997	@ Ari	W, 41-14
39	Cortland Finnegan	11/8/2009	@ SF	W, 34-27
39	Miller Farr	10/1/1967	Den	W, 10-6
38	<b>Malcolm Butler</b>	9/8/2019	@ Cle	W, 43-13
38	Bo Orlando	12/19/1993	@ Pit	W, 26-17
37	Lamont Thompson	9/11/2004	@ Mia	W, 17-7
36	Cris Dishman	12/4/1994	Ari	L, 12-30
36	Darryll Lewis	9/29/1996	@ Pit	L, 16-30
36	Domingo Bryant	12/18/1988	@ Cle	L, 23-28
35	Ken Houston	12/19/1971	SD	W, 49-33
34	J.C. Wilson	9/30/1979	Cle	W, 31-10
33	Darryll Lewis	10/20/1991	@ Mia	W, 17-13
32	Peter Sirmon	12/22/2002	@ Jax	W, 28-10
31	Roderick Hood	11/15/2009	Buf	W, 41-17
31	Gene Babb	11/11/1962	@ Oak	W, 28-20
30	Zach Brown	12/30/2012	Jax	W, 38-20
30	Richard Johnson	10/14/1990	Cin	W, 48-17
30	Ken Houston	12/23/1967	@ Mia	W, 41-10
29	Ken Houston	12/19/1971	SD	W, 49-33
28	Don Floyd	12/2/1962	Den	W, 34-17
27	Lonnie Marts	11/1/1998	@ Pit	W, 41-31
26	Coty Sensabaugh	9/13/2015	@ TB	W, 42-14
26	Vincent Fuller	11/15/2009	Buf	W, 41-17
26	Bubba McDowell	12/7/1992	Chi	W, 24-7
25	Bob Atkins	12/19/1971	SD	W, 49-33
24	Randall Godfrey	10/22/2000	@ Bal	W, 14-6

Yards	Player	Date	Opp	Result
24	Rich Coady	12/16/2002	NE	W, 24-7
23	Jim Norton	10/22/1967	@ KC	W, 24-19
23	Marqueston Huff	12/7/2014	NYG	L, 7-36
23	Alterraun Verner	9/15/2013	@ Hou	L, 24-30
22	Ken Houston	12/15/1968	NE	W, 45-17
22	Zeke Moore	11/3/1974	@ NYJ	W, 27-22
22	Steve Jackson	10/17/1993	@ NE	W, 28-14
22	<b>Jayon Brown</b>	12/30/2018	Ind	L, 17-33
21	Brad Kassell	9/18/2005	Bal	W, 25-10
20	Chuck Cecil	10/8/1995	@ Min	L, 17-23
17	Ken Houston	12/12/1971	@ Buf	W, 20-14
17	Johnny Baker	9/27/1964	@ Den	W, 38-17
16	Andre Dyson	9/22/2002	Cle	L, 28-31
15	Fred Glick	9/14/1963	Den	W, 20-14
15	Dave Ball	11/27/2008	@ Det	W, 47-10
11	Andre Dyson	11/9/2003	Mia	W, 31-7
9	Logan Ryan	1/4/20	@ NE*	W, 20-14
8	Keith Bulluck	12/25/2000	Dal	W, 31-0
1	Joe Bowden	11/8/1998	@ TB	W, 31-22

\* Postseason

### FUMBLE RETURN TOUCHDOWNS

Yards	Player	Date	Opp	Result
96	C.L. Whittington	10/3/1976	@ NO	W, 31-26
93	Robert Lyles	10/19/1986	@ Cin	L, 28-31
92	Cortland Finnegan	12/17/2006	Jax	W, 24-17
83	Denard Walker	1/2/2000	@ Pit	W, 47-36
80	Marcus Robertson	9/5/1993	@ NO	L, 21-33
77	Jason McCourty	10/13/2013	@ Sea	L, 13-20
72	Alterraun Verner	9/23/2012	Det	W, 44-41
72	Terry Kinard	12/9/1990	Cle	W, 58-14
70	Al Smith	12/8/1991	Pit	W, 31-6
68	Ken Houston	9/26/1971	KC	L, 16-20
66	Zeke Moore	11/13/1977	@ Oak	L, 29-34
63	<b>Desmond King II</b>	11/8/2020	Chi	W, 24-17
62	Jason McCourty	11/30/2014	@ Hou	L, 21-45
61	Keith Bulluck	11/3/2002	@ Ind	W, 23-15
61	Samari Rolle	12/21/2003	@ Hou	W, 27-24
58	Cris Dishman	9/12/1993	KC	W, 30-0
55	Robert Lyles	12/6/1987	SD	W, 33-18
53	<b>Rashaan Evans</b>	11/10/2019	KC	W, 35-32
48	Willie Germany	9/21/1975	@ NE	W, 7-0
46	<b>Jayon Brown</b>	12/8/2019	@ Oak	W, 42-21
43	John Coker	12/14/1980	@ GB	W, 22-3
42	Marcus Robertson	11/27/1997	@ Dal	W, 27-14
41	Johnny Peacock	12/20/1970	@ Dal	L, 10-52
40	Tony Brown	10/29/2006	Hou	W, 28-22
39	Keith Bulluck	1/2/2005	Det	W, 24-19
38	Curley Culp	9/28/1975	SD	W, 33-17
38	Elvin Bethea	10/27/1974	@ Cin	W, 34-21
38	Tom Domres	11/16/1969	@ Den	T, 20-20
34	Gregg Bingham	11/6/1977	Chi	W, 47-0
32	Keith Bulluck	10/19/2003	@ Car	W, 37-17
30	Henry Ford	12/25/2000	Dal	W, 31-0
27	Marcus Robertson	11/23/1997	Buf	W, 31-14
27	Antwan Odom	11/20/2005	Jax	L, 28-31
27	Johnny Peacock	12/6/1969	NYJ	L, 26-34
25	Antwan Odom	9/25/2005	@ STL	L, 27-31
25	Keith Bostic	11/25/1984	@ Cle	L, 10-27
20	Jesse Baker	10/14/1979	@ Bal	W, 28-16
19	Garland Boyette	11/28/1971	Cle	L, 24-37
19	Cris Dishman	10/6/1991	Den	W, 42-14
19	Mike Dumas	9/1/1991	Oak	W, 47-17
16	Keith Bulluck	11/19/2006	@ Phi	W, 31-13
15	Johnny Meads	9/6/1992	Pit	L, 24-29
14	Jevon Kearse	1/2/2000	@ Pit	W, 47-36
14	Bobby Myers	9/9/2001	Mia	L, 23-31
12	Doug Cline	11/12/1961	NE	W, 27-15
12	Joe Bowden	10/18/1998	Cin	W, 44-14



## ALL-TIME RETURN TOUCHDOWNS

Yards	Player	Date	Opp	Result
10	William Fuller	11/26/1992	@ Det	W, 24-21
8#	Mike Munchak	9/14/1986	Cle	L, 20-23
8	Ray Childress	11/1/1992	@ Pit	L, 20-21
7	Doug Cline	9/10/1966	Oak	W, 31-0
5	Greg Stemrick	10/9/1977	Pit	W, 27-10
4	Wesley Woodyard	12/24/2017	LAR	L, 23-27
3#	<b>MyCole Pruitt</b>	12/6/2020	Cle	L, 35-41
3	Wesley Woodyard	12/6/2015	Jax	W, 42-39
0	<b>DaQuan Jones</b>	1/1/2017	Hou	W, 24-17
0	Karl Klug	9/29/2013	NYJ	W, 38-13
0#	Erron Kinney	12/28/2003	TB	W, 33-13
0	Michael Roan	11/15/1998	Pit	W, 23-14
0	Ray Childress	12/5/1993	Atl	W, 33-17
0	Jeff Donaldson	9/21/1986	@ KC	L, 13-27
0	Mike Reinfeldt	9/19/1982	Sea	W, 23-21
0	Doug Cline	11/26/1961	Den	W, 45-14

# Own fumble recovery (all others opponent fumble recoveries)

Yards	Player	Date	Opp	Result
103	Bob Gresham	9/23/1973	@ Cin	L, 10-24
101	Derrick Mason	11/18/2001	@ Cin	W, 20-7
98	Marc Mariani	10/3/2010	Den	L, 20-26
97	Carl Roaches	9/18/1983	Pit	L, 28-40
96	Carl Roaches	10/4/1981	Cin	W, 17-10
95	Willie Tullis	9/6/1981	@ LAR	W, 27-20
94	Darius Jennings	9/9/2018	@ Mia	L, 20-27
93	Steve Brown	12/11/1983	Cle	W, 34-27
93	Ode Burrell	11/29/1964	NE	L, 17-34
92	Zeke Moore	10/22/1967	@ KC	W, 24-19
90	Lorenzo White	12/4/1988	Pit	L, 34-37
88	Billy Cannon	12/18/1960	NE	W, 37-21
84	Tommie Campbell	11/27/2011	TB	W, 23-17
81	Billy Johnson	10/12/1975	@ Cle	W, 40-10
80	Derrick Mason	1/23/2000	@ Jax *	W, 33-14
75	Billy Johnson	11/6/1977	Chi	W, 47-0
75	Kevin Dyson	1/8/2000	Buf *	W, 22-16
42	<b>A.J. Brown</b>	11/29/2020	@ Ind	W, 45-26

\* Postseason

### PUNT RETURN TOUCHDOWNS

Yards	Player	Date	Opp	Result
90	Adam Jones	11/19/2006	@ Phi	W, 31-13
87	Billy Johnson	10/16/1977	Cle	L, 23-24
87	Marc Mariani	11/21/2010	Was	L, 16-19
83	Billy Johnson	11/16/1975	Mia	W, 20-19
82	Bobby Jancik	12/20/1964	Den	W, 34-15
81	Adam Jones	12/31/2006	NE	L, 23-40
81	Darius Reynaud	12/30/2012	Jax	W, 38-20
79	Marc Mariani	11/13/2011	@ Car	W, 30-3
78	Ernest Givins	12/11/1994	Sea	L, 14-16
72	Billy Johnson	12/11/1977	@ Cle	W, 19-15
69	Darius Reynaud	12/30/2012	Jax	W, 38-20
69	Ronnie Coleman	10/24/1976	Cin	L, 7-27
69	Derrick Mason	10/30/2000	@ Was	W, 27-21
65	Tommie Campbell	9/23/2012	Det	W, 44-41
65	Derrick Mason	11/28/1999	@ Cle	W, 33-21
63	Billy Johnson	10/5/1975	Cin	L, 19-21
58	Justin McCareins	11/23/2003	@ Atl	W, 38-31
53	Adam Jones	10/29/2006	Hou	W, 28-22
52	Billy Johnson	10/26/1975	Det	W, 24-8
52	Adam Jones	12/11/2005	Hou	W, 13-10
23	Don Floyd	12/13/1964	NYJ	W, 33-17

### KICKOFF RETURN TOUCHDOWNS

Yards	Player	Date	Opp	Result
105	Darius Reynaud	9/23/2012	Det	W, 44-41
104	Ken Hall	10/23/1960	@ NYJ	W, 42-28

### BLOCKED PUNTS RETURNED FOR TOUCHDOWNS

Yards	Player	Date	Opp	Result
26	Donald Mitchell	10/7/2001	@ Bal	L, 7-26
20	Mike Akiu	10/27/1985	@ STL	W, 20-10
14	Larry Eaglin	10/7/1973	LAR	L, 26-31
10	Cris Dishman	10/2/1988	@ Phi	L, 23-32
7	Cris Dishman	9/24/1989	Buf	L, 41-47
0	Norm Evans	11/28/1965	@ KC	L, 21-52
0	Larry Onesti	12/18/1965	@ NE	L, 14-42
0	Ward Walsh	10/15/1972	@ Pit	L, 7-24
0	Eugene Seale	11/13/1989	Cin	W, 26-24
0	Bubba McDowell	10/6/1991	Den	W, 42-14
0	Keith Bulluck	9/14/2008	@ Cin	W, 24-7
0	Patrick Bailey	10/30/2011	Ind	W, 27-10

### BLOCKED/MISSED FIELD GOALS RETURNED FOR TOUCHDOWNS

Yards	Player	Date	Opp	Result
71	Ken Houston	10/15/1967	@ NYJ	T, 28-28
69	Donald Mitchell	10/21/2001	@ Det	W, 27-24
63	<b>Tye Smith</b>	12/1/2019	@ Ind	W, 31-17
62	Mark Johnston	11/26/1961	Den	W, 45-14
58	Tony Banfield	12/9/1962	Oak	W, 32-17

## TOP PERFORMANCES: 100-YARD RUSHING GAMES

Yards	Player	Date	Opp	Att	Avg	TD
250	<b>Derrick Henry</b>	01/03/21	Hou	34	7.4	2
238	<b>Derrick Henry</b>	12/06/18	Jac	17	14.0	4
228	Chris Johnson	11/01/09	Jac	24	9.5	2
216	Billy Cannon	12/10/61	NYT	25	8.6	3
216	Eddie George	08/31/97	Oak	35	6.2	1
215	<b>Derrick Henry</b>	12/13/20	Jax	26	8.3	2
212	<b>Derrick Henry</b>	10/18/20	Hou	22	9.6	2
211	<b>Derrick Henry</b>	12/29/19	Hou	32	6.6	3
206	Earl Campbell	11/16/80	Chi	31	6.6	0
203	Earl Campbell	10/19/80	TB	33	6.2	0
203	Earl Campbell	12/21/80	Min	29	7.0	1
202	Earl Campbell	10/26/80	Cin	27	7.5	2
199	Earl Campbell	11/20/78	Mia	28	7.1	4
199	Eddie George	12/09/99	Oak	28	7.1	2
197	Chris Johnson	09/20/09	Hou	16	12.3	2
195	Earl Campbell	11/22/79	Dal	33	5.9	2
195	Chris Johnson	10/21/12	Buf	18	10.8	2

Yards	Player	Date	Opp	Att	Avg	TD
194	Gary Brown	11/21/93	Cle	34	5.7	1
190	Chris Johnson	11/27/11	TB	23	8.3	0
188	<b>Derrick Henry</b>	11/10/19	KC	23	8.2	2
186	Earl Campbell	10/11/81	Sea	39	4.8	2
183	Hoyle Granger	12/04/66	SD	19	9.6	0
182	Earl Campbell	10/04/81	Cin	37	4.9	1
181	Earl Campbell	12/14/80	GB	36	5.0	2
181	Eddie George	10/08/00	Cin	36	5.0	1
179	Sid Blanks	12/13/64	NYJ	21	8.5	3
178	Earl Campbell	10/12/80	KC	38	4.7	1
178	<b>Derrick Henry</b>	11/29/20	Ind	27	6.6	3
178	Travis Henry	10/15/06	Was	32	5.6	1
176	Eddie George	12/17/00	Cle	34	5.2	3
175	Chris Brown	09/09/07	Jac	19	9.2	0
170	<b>Derrick Henry</b>	12/16/18	NYG	33	5.2	2
168	Chris Johnson	10/19/08	KC	18	9.3	1
167	Eddie George	10/16/00	Jac	29	5.8	1

## TOP PERFORMANCES: 100-YARD RUSHING GAMES

Yards	Player	Date	Opp	Att	Avg	TD	Yards	Player	Date	Opp	Att	Avg	TD
166	Gary Brown	11/14/93	Cin	26	6.4	1	127	Chris Johnson	12/29/13	Hou	27	4.7	1
166	Earl Campbell	09/02/79	Was	32	5.2	2	126	Mike Rozier	12/11/88	Cin	22	5.7	3
160	Hoyle Granger	12/23/67	Mia	21	7.6	1	126	Chris Johnson	11/11/12	Mia	23	5.5	1
159	<b>Derrick Henry</b>	11/24/19	Jax	19	8.5	2	125	Chris Johnson	09/26/10	NYG	32	3.9	2
158	Earl Campbell	09/23/79	Cin	34	4.6	1	125	Eddie George	10/01/00	NYG	35	3.6	1
157	Earl Campbell	11/02/80	Den	36	4.4	2	125	Eddie George	10/19/97	Was	31	4.0	2
156	Lorenzo White	11/21/94	NYG	27	5.8	0	125	Chris Johnson	11/27/08	Det	16	7.8	2
155	Eddie George	10/17/99	NO	28	5.5	0	125	Lorenzo White	11/26/90	Buf	18	6.9	1
154	Chris Johnson	11/29/09	Ari	18	8.6	1	124	Hoyle Granger	11/26/67	BPA	22	5.6	1
153	Eddie George	11/01/98	Pit	34	4.5	1	123	Earl Campbell	09/04/83	GB	27	4.6	3
153	Chris Johnson	12/04/11	Buf	23	6.7	2	123	Ronnie Coleman	09/15/74	SD	21	5.9	0
152	Chris Brown	09/19/04	Ind	26	5.8	1	123	Eddie George	11/14/99	Cin	29	4.2	2
152	Eddie George	10/06/96	Cin	26	5.8	1	123	Travis Henry	10/08/06	Ind	19	6.5	0
151	Chris Johnson	11/23/09	Hou	29	5.2	0	123	DeMarco Murray	10/27/16	Jax	21	5.9	1
150	Chris Johnson	11/03/13	StL	23	6.5	2	123	DeMarco Murray	11/13/16	GB	17	7.2	1
150	Mike Rozier	09/20/87	Buf	29	5.2	1	122	Earl Campbell	09/06/81	LAN	27	4.5	0
149	<b>Derrick Henry</b>	12/01/19	Ind	26	5.7	1	122	Earl Campbell	11/26/78	Cin	27	4.5	0
149	Earl Campbell	10/14/79	Bal	22	6.8	3	122	Eddie George	11/09/97	NYG	32	3.8	1
149	Rob Carpenter	11/27/77	KC	14	10.6	0	122	Mike Rozier	11/29/87	Ind	26	4.7	0
149	LenDale White	10/19/08	KC	17	8.8	3	122	Chris Johnson	12/17/12	NYJ	21	5.8	1
149	Lorenzo White	10/11/92	Cin	25	6.0	0	121	Eddie George	10/11/98	Bal	30	4.0	0
148	Chris Brown	10/11/04	GB	27	5.5	2	121	Herman Hunter	10/11/87	Cle	28	4.3	0
147	Chris Brown	10/31/04	Cin	32	4.6	1	121	DeMarco Murray	10/09/16	Mia	27	4.5	0
147	<b>Derrick Henry</b>	12/20/20	Det	24	6.1	1	120	Earl Campbell	11/05/79	Mia	32	3.8	0
145	Billy Cannon	12/17/61	Oak	21	6.9	1	120	Rob Carpenter	11/13/77	Oak	19	6.3	0
144	Allen Pinkett	09/01/91	LAA	26	5.5	1	119	<b>Derrick Henry</b>	9/27/20	Min	26	4.6	2
144	Mike Rozier	10/25/87	Atl	29	5.0	1	119	Fred Willis	11/12/72	Phi	21	5.7	0
143	Joe Dawkins	11/22/70	Cle	22	6.5	2	118	Billy Cannon	11/05/61	Den	11	10.7	1
143	Eddie George	09/08/96	Jac	17	8.4	1	117	Chris Johnson	11/14/10	Mia	17	6.9	1
143	Travis Henry	11/19/06	Phi	18	7.9	1	117	Chris Johnson	12/13/09	StL	28	4.2	2
142	Earl Campbell	09/19/82	Sea	30	4.7	1	117	Larry Moriarty	11/11/84	KC	29	4.0	0
142	Earl Campbell	09/25/83	Buf	30	4.7	1	116	Eddie George	10/05/97	Sea	26	4.5	0
142	Ronnie Coleman	09/12/76	TB	25	5.7	0	116	<b>Derrick Henry</b>	09/14/20	Den	31	3.7	0
142	Hoyle Granger	11/12/67	Den	22	6.5	0	116	Lorenzo White	12/09/90	Cle	18	6.4	4
142	Skip Hicks	12/16/01	GB	17	8.4	1	116	Lorenzo White	12/07/92	Chi	21	5.5	1
142	Chris Johnson	12/25/09	SD	21	6.8	1	115	Eddie George	11/23/03	Atl	26	4.4	1
142	Chris Johnson	09/12/10	Oak	27	5.3	2	115	DeMarco Murray	09/24/17	Sea	14	8.2	1
142	Charley Tolar	09/23/62	SD	18	7.9	1	115	Lorenzo White	12/03/89	Pit	23	5.0	1
141	Woody Campbell	12/03/67	Mia	18	7.8	1	114	Gary Brown	12/25/93	SF	19	6.0	0
141	Eddie George	12/01/96	NYJ	28	5.0	2	114	Rob Carpenter	09/21/80	Bal	24	4.8	1
141	Mike Rozier	10/09/88	KC	27	5.2	0	114	Ronnie Coleman	10/23/77	Pit	26	4.4	0
141	Chris Johnson	09/30/12	Hou	25	5.6	0	114	DeMarco Murray	09/25/16	Oak	16	7.1	1
141	Chris Johnson	11/04/12	Chi	16	8.8	1	114	Dave Smith	10/14/62	NYT	20	5.7	1
139	Hoyle Granger	12/14/69	BPA	25	5.6	0	113	Eddie George	11/28/99	Cle	26	4.3	2
138	Earl Campbell	12/04/83	Mia	28	4.9	1	113	Eddie George	10/13/02	Jac	31	3.6	1
138	Hoyle Granger	10/01/67	Den	20	6.9	0	113	Chris Johnson	12/06/09	Ind	27	4.2	0
138	Larry Moriarty	11/18/84	NYJ	23	6.0	1	113	LenDale White	12/09/07	SD	30	3.8	1
137	Earl Campbell	09/03/78	Atl	15	9.1	1	112	Ode Burrell	11/28/65	KC	14	8.0	2
137	Eddie George	10/25/98	Chi	21	6.5	0	112	Earl Campbell	11/18/79	Cin	19	5.9	2
136	Chris Johnson	12/07/08	Cle	19	7.2	1	112	Ronnie Coleman	09/28/75	SD	16	7.0	1
135	Travis Henry	12/24/06	Buf	25	5.4	0	112	<b>Derrick Henry</b>	11/01/20	Cin	18	6.2	1
135	Chris Johnson	11/08/09	SF	25	5.4	2	112	Mike Rozier	11/15/87	Pit	29	3.9	0
134	Earl Campbell	12/16/79	Phi	16	8.4	1	112	Marcus Mariota	12/6/15	Jax	9	12.4	1
134	Eddie George	11/19/00	Cle	36	3.7	3	111	Hoyle Granger	12/03/67	Mia	25	4.4	1
134	Eddie George	11/08/98	TB	27	5.0	1	111	Chris Johnson	10/18/10	Jax	26	4.3	1
134	Chris Johnson	01/03/10	Sea	36	3.7	2	111	Chris Johnson	12/09/10	Hou	22	5.0	1
133	<b>Derrick Henry</b>	11/22/20	Bal	28	4.8	1	110	Ronnie Coleman	10/12/75	Cle	14	7.9	0
133	LenDale White	10/28/07	Oak	25	5.3	0	110	Eddie George	11/27/97	Dal	34	3.2	0
132	Chris Johnson	11/15/09	Buf	26	5.1	2	110	Charley Tolar	11/04/62	DLT	24	4.6	0
131	<b>Derrick Henry</b>	10/16/17	Ind	19	6.9	1	109	Gary Brown	12/12/93	Cle	23	4.7	0
131	Chris Johnson	10/10/10	Dal	19	6.9	2	109	Earl Campbell	12/10/79	Pit	33	3.3	0
131	Earl Campbell	09/16/79	KC	32	4.1	1	109	Earl Campbell	11/30/80	Cle	27	4.0	1
130	Earl Campbell	11/10/80	NE	30	4.3	2	109	Eddie George	10/13/96	Atl	23	4.7	0
130	Earl Campbell	12/11/83	Cle	32	4.1	1	109	<b>Derrick Henry</b>	12/03/17	Hou	11	9.9	1
130	Earl Campbell	10/16/83	Min	29	4.5	1	109	Chris Johnson	09/14/08	Cin	19	5.7	0
130	Eddie George	12/30/01	Cle	26	5.0	2	109	Charley Tolar	09/09/62	Buf	17	6.4	1
130	Chris Johnson	11/13/11	Car	27	4.8	1	108	Earl Campbell	12/02/79	Cle	22	4.9	1
130	Chris Johnson	12/19/10	Hou	24	5.4	1	108	Rodney Thomas	11/05/95	Cle	17	6.4	0
130	Chris Johnson	11/21/10	Was	21	6.2	0	107	Earl Campbell	11/11/79	Oak	32	3.3	1
129	Eddie George	12/14/97	Bal	26	5.0	0	107	Earl Campbell	09/10/78	KC	22	4.9	2
128	Chris Johnson	10/18/09	NE	17	7.5	0	107	Earl Campbell	11/13/83	Det	28	3.8	0
127	Sid Blanks	09/19/64	Oak	6	21.2	0	107	Eddie George	10/18/98	Cin	25	4.3	0



## TOP PERFORMANCES: 300-YARD PASSING GAMES

Yards	Player	Date	Opp	Att	Cmp	Pct	TD	Int	Rate	Yards	Player	Date	Opp	Att	Cmp	Pct	TD	Int	Rate	
308	George Blanda	09/22/63	NYJ	37	25	67.6	1	2	79.6	303	George Blanda	09/25/66	Buf	54	23	42.6	2	5	34.7	
308	George Blanda	11/07/65	Oak	60	27	45.0	2	3	51.3	303	Marcus Mariota	11/26/18	Hou	23	22	95.7	2	0	147.7	
308	Steve McNair	12/08/96	Jac	37	24	64.9	1	1	88.6	303	Warren Moon	12/02/84	Pit	45	27	60.0	1	3	59.8	
308	Warren Moon	09/23/90	Ind	39	29	74.4	3	1	111.9	302	Steve McNair	12/09/01	Min	33	25	75.8	2	0	123.5	
306	Marcus Mariota	11/16/17	Pit	33	22	66.7	1	4	66.8	300	George Blanda	10/02/66	Den	37	15	40.5	5	2	86.7	
306	Marcus Mariota	10/16/17	Ind	32	23	71.9	1	1	99.2	300	Archie Manning	09/18/83	Pit	35	16	45.7	1	4	45.8	
306	Warren Moon	12/16/84	Cle	31	19	61.3	0	0	94.3	300	Warren Moon	11/26/90	Buf	22	16	72.7	2	0	145.1	
305	Vince Young	11/19/07	Den	41	26	63.4	1	2	73.7	300	Kerry Collins	01/02/11	Ind	39	28	71.8	2	0	111.1	
304	George Blanda	10/24/65	KC	33	19	57.6	5	0	128.0											
304	Marcus Mariota	09/19/19	Jax	40	23	57.5	0	0	81.7											
304	Warren Moon	10/26/86	LAA	46	18	39.1	0	4	26.0											

## TOP PERFORMANCES: 100-YARD RECEIVING GAMES

Yards	Player	Date	Opp	Rec	Avg	TD	Yards	Player	Date	Opp	Rec	Avg	TD
272	Charlie Hennigan	10/13/61	BPA	13	20.9	1	143	Charley Frazier	11/06/64	BPA	9	15.9	1
245	Haywood Jeffires	12/16/90	KC	9	27.2	1	143	Charlie Joiner	12/13/70	Cin	6	23.8	2
233	Drew Bennett	12/13/04	KC	12	19.4	3	143	Yancey Thigpen	10/03/99	SF	6	23.8	1
232	Charlie Hennigan	10/29/61	Buf	9	25.8	2	142	Delanie Walker	09/14/14	Dal	10	14.2	1
225	Kenny Britt	10/24/10	Phi	7	32.1	3	141	Drew Hill	12/23/89	Cle	10	14.1	2
214	Charlie Hennigan	12/03/61	SD	10	21.4	3	140	Bill Groman	10/16/60	DLT	10	14.0	1
210	Drew Hill	12/22/85	Ind	9	23.3	2	139	Dave Casper (TE)	12/20/81	Pit	6	23.2	3
202	Charlie Hennigan	09/16/62	BPA	8	25.3	2	139	Willard Dewveall (TE)	11/25/62	SD	3	46.3	2
197	Tim Smith	09/04/83	GB	8	24.6	1	139	Drew Hill	11/13/88	Sea	8	17.4	1
188	Charlie Hennigan	09/27/64	Den	11	17.1	0	139	Haywood Jeffires	11/28/93	Pit	7	19.9	1
186	Charlie Hennigan	09/22/63	NYJ	9	20.7	1	138	Charlie Hennigan	10/17/64	NYJ	8	17.3	1
186	Haywood Jeffires	10/13/91	NYJ	13	14.3	0	138	Drew Hill	10/26/86	LAA	7	19.7	0
186	Derrick Mason	01/06/02	Cin	9	20.7	2	138	Billy Johnson	12/18/77	Cin	6	23.0	1
185	Drew Hill	11/09/86	Cin	10	18.5	0	137	Willard Dewveall (TE)	12/22/63	Oak	7	19.6	2
182	<b>Corey Davis</b>	12/06/20	Cle	11	16.5	1	137	Derrick Mason	12/14/03	Buf	9	15.2	0
182	Charley Frazier	09/19/65	BPA	6	30.3	2	136	Kenny Britt	09/11/11	Jax	5	27.2	2
182	Bill Groman	11/20/60	Den	3	60.7	2	136	Ken Burrough	10/17/76	SD	5	27.2	2
181	Charlie Hennigan	11/29/64	BPA	12	15.1	0	135	<b>A.J. Brown</b>	11/24/19	Jax	4	33.8	1
180	Ken Burrough	11/06/77	Chi	6	30.0	2	135	Kenny Britt	09/18/11	Bal	9	15.0	1
179	Mike Montgomery	10/20/74	StL	9	19.9	1	135	Webster Slaughter	11/07/93	Sea	9	15.0	1
177	Ken Burrough	11/02/75	KC	7	25.3	2	134	Bill Groman	11/05/61	Den	3	44.7	2
177	Derrick Mason	10/12/03	Hou	6	29.5	3	134	Drew Hill	11/29/87	Ind	7	19.1	2
171	Bill Groman	11/25/60	BPA	9	19.0	1	133	Curtis Duncan	10/18/92	Den	5	26.6	0
169	Jared Cook (TE)	12/24/11	Jac	8	21.1	1	133	Charlie Hennigan	09/14/63	Den	4	33.3	0
167	Tim Smith	12/16/84	Cle	7	23.9	0	133	Derrick Mason	12/01/03	NYJ	11	12.1	1
162	Kevin Dyson	09/12/99	Cin	9	18.0	2	132	Drew Hill	10/27/85	StL	6	22.0	1
161	<b>Corey Davis</b>	09/30/18	Phi	9	17.9	1	132	Alvin Reed (TE)	10/27/68	Buf	4	33.0	2
160	Drew Bennett	12/19/04	Oak	13	12.3	2	132	Kendall Wright	11/30/14	Hou	7	18.9	1
160	Charlie Hennigan	11/01/64	Buf	12	13.3	0	131	Sid Blanks (RB)	09/12/64	SD	13	10.1	0
159	Tim Smith	09/16/84	SD	5	31.8	1	131	Nate Washington	09/22/13	SD	8	16.4	0
158	Charley Frazier	11/13/66	BPA	6	26.3	2	130	Curtis Duncan	11/18/90	Cle	7	18.6	1
156	Ernest Givins	11/16/86	Pit	8	19.5	1	130	Charlie Hennigan	10/17/65	Den	7	18.6	0
155	Delanie Walker	11/23/14	Phi	5	31.0	0	130	Butch Woolfolk (RB)	12/01/85	Cin	9	14.4	1
155	Ernest Givins	10/05/86	Det	5	31.0	0	130	Nate Washington	12/11/11	NO	6	21.7	1
155	Bill Groman	11/06/60	Den	7	22.1	2	129	Ken Burrough	12/21/75	Cle	5	25.8	1
154	Charley Frazier	10/02/66	Den	5	30.8	3	129	Mac Haik	12/07/68	Buf	6	21.5	1
153	<b>A.J. Brown</b>	10/25/20	Pit	6	25.5	1	129	Drew Hill	12/01/85	Cin	7	18.4	0
153	<b>A.J. Brown</b>	12/08/19	Oak	5	30.6	2	129	Drew Hill	10/27/91	Cin	6	21.5	1
152	Bill Groman	11/19/61	NYT	5	30.4	3	128	Kenny Britt	12/19/10	Hou	6	21.3	0
151	<b>A.J. Brown</b>	01/03/21	Hou	10	15.1	1	128	Kenny Britt	11/29/09	Ari	7	18.3	1
151	Ernest Givins	10/06/91	Den	5	30.2	0	128	<b>Corey Davis</b>	11/01/20	Cin	8	16.0	1
150	Dave Casper (TE)	11/30/80	Cle	7	21.4	1	128	Charley Frazier	09/25/66	Buf	6	21.3	1
150	Bill Groman	12/18/60	BPA	7	21.4	0	128	Ernest Givins	10/08/89	NE	5	25.6	0
150	Jerry LeVias	11/16/69	Den	7	21.4	1	128	Drew Hill	10/15/89	Chi	5	25.6	1
150	Tim Smith	12/11/83	Cle	7	21.4	2	128	Mike Holston	12/20/81	Pit	5	25.6	0
150	Kendall Wright	12/15/13	Ari	12	12.5	0	127	Billy Parks	11/04/73	Bal	5	25.4	1
148	Drew Bennett	11/14/04	Chi	6	24.7	1	127	Chris Sanders	12/08/96	Jac	7	18.1	0
148	Drew Hill	10/30/88	Was	9	16.4	3	126	Ernest Givins	11/22/87	Cle	3	42.0	1
147	Justin Gage	11/16/08	Jac	4	36.8	2	125	<b>Corey Davis</b>	11/11/18	NE	7	17.9	1
147	Chris Sanders	11/26/95	Den	5	29.4	2	125	Tim Smith	12/15/85	Cle	7	17.9	1
147	Tim Smith	09/25/83	Buf	11	13.4	0	124	Drew Bennett	12/05/04	Ind	3	41.3	3
145	Ken Burrough	11/03/74	NYJ	7	20.7	0	124	<b>A.J. Brown</b>	12/29/19	Hou	4	31.0	1
145	Charlie Hennigan	09/09/62	Buf	10	14.5	2	124	Delanie Walker	11/13/16	GB	9	13.8	1
145	Charlie Hennigan	10/25/64	SD	8	18.1	2	124	Oliver Williams	10/18/87	NE	9	13.8	1
144	Drew Hill	11/17/91	Cle	11	13.1	2	124	Roydell Williams	10/21/07	Hou	5	24.8	0
143	Kenny Britt	12/09/12	Ind	8	17.9	0	124	Butch Woolfolk (RB)	10/06/85	Den	8	15.5	1

## TOP PERFORMANCES: 100-YARD RECEIVING GAMES

Yards	Player	Date	Opp	Rec	Avg	TD	Yards	Player	Date	Opp	Rec	Avg	TD
123	Ken Burrough	11/18/79	Cin	6	20.5	0	109	Eddie George (RB)	11/26/00	Jac	7	15.6	0
123	Bill Groman	10/22/61	DLT	4	30.8	2	109	Ernest Givins	09/09/90	Atl	4	27.3	2
123	Charlie Hennigan	12/17/61	Oak	5	24.6	0	109	Bill Groman	10/13/61	BPA	5	21.8	1
123	Charlie Hennigan	11/19/61	NYT	8	15.4	1	109	Charlie Hennigan	09/24/61	SD	6	18.2	0
123	Charlie Hennigan	09/28/63	Buf	8	15.4	3	109	Charlie Hennigan	10/08/61	Buf	4	27.3	0
123	Drew Hill	09/23/90	Ind	10	12.3	0	109	Drew Hill	12/20/87	Pit	4	27.3	2
123	Webster Slaughter	12/24/94	NYJ	8	15.4	0	109	Drew Hill	12/27/87	Cin	6	18.2	0
122	Ken Burrough	12/19/71	SD	4	30.5	1	109	Justin Hunter	11/24/13	Oak	6	18.2	1
122	Billy Cannon (RB)	11/19/61	NYT	7	17.4	3	109	Derrick Mason	09/08/02	Phi	7	15.6	0
122	Charlie Hennigan	12/08/63	BPA	9	13.6	2	109	Delanie Walker	11/19/15	Jac	8	13.6	0
122	Haywood Jeffires	11/24/91	Pit	8	15.3	1	108	Willard Dewveall (TE)	12/17/61	Oak	3	36.0	2
122	Jerry LeVias	10/26/69	Den	4	30.5	1	108	Ernest Givins	09/11/88	LAA	9	12.0	1
122	Derrick Mason	12/02/01	Cle	3	40.7	2	108	Ernest Givins	12/14/86	Min	6	18.0	1
122	Rishard Matthews	11/20/16	Ind	9	13.6	0	108	Ronnie Harmon (RB)	11/10/96	NO	7	15.4	1
122	Alvin Reed (TE)	09/29/68	Oak	8	15.3	0	108	Charlie Hennigan	10/22/61	DLT	4	27.0	1
121	Derrick Mason	12/19/04	Oak	9	13.4	1	108	Webster Slaughter	12/05/93	Atl	8	13.5	1
120	Dave Casper (TE)	12/21/80	Min	7	17.1	1	108	Tim Smith	12/02/84	Pit	7	15.4	0
120	Tim Smith	12/08/85	NYG	7	17.1	1	107	Ken Burrough	10/10/76	Den	5	21.4	0
120	Butch Woolfolk (RB)	09/08/85	Mia	3	40.0	1	107	Billy Cannon (RB)	12/02/62	Den	5	21.4	2
119	Charley Frazier	11/20/66	Buf	4	29.8	1	107	Ernest Givins	09/26/93	LAN	3	35.7	1
119	Ernest Givins	12/18/88	Cle	6	19.8	0	107	Drew Hill	11/15/87	Pit	4	26.8	1
119	Dorial Green-Beckham	12/06/15	Jax	5	23.8	1	107	Derrick Mason	12/16/01	GB	8	13.4	1
119	Charlie Hennigan	09/19/64	Oak	7	17.0	1	107	Alvin Reed (TE)	09/09/68	KC	4	26.8	0
119	Alvin Reed (TE)	10/20/69	NYJ	7	17.0	0	107	Tim Smith	11/11/84	KC	8	13.4	0
118	Ernest Givins	11/20/88	Pho	5	23.6	2	107	Damian Williams	11/13/11	Car	5	21.4	1
118	Derrick Mason	09/15/02	Dal	7	16.9	0	106	Drew Bennett	09/10/06	NYJ	8	13.3	0
118	<b>Kalif Raymond</b>	09/27/20	Min	3	39.3	0	106	Ken Burrough	12/03/72	Atl	4	26.5	0
117	Ken Burrough	11/04/73	Bal	7	16.7	0	106	Charley Frazier	10/20/63	Buf	3	35.3	1
117	Ernest Givins	09/13/87	LAN	6	19.5	1	106	Bill Groman	10/09/60	NYT	6	17.7	0
117	Bill Groman	11/12/61	BPA	6	19.5	1	106	Gary Wellman	01/02/94	NYJ	8	13.3	0
117	Haywood Jeffires	09/06/92	Pit	7	16.7	0	106	Lorenzo White (RB)	09/13/92	Ind	4	26.5	1
117	Nate Washington	12/22/13	Jac	6	19.5	1	105	Mike Barber (TE)	11/10/80	NE	3	35.0	1
117	Nate Washington	11/21/10	Was	5	23.4	0	105	Drew Bennett	09/21/03	NO	8	13.1	1
117	Nate Washington	10/31/10	SD	4	29.3	1	105	Kenny Britt	10/04/09	Jac	7	15.0	0
116	Derrick Mason	12/01/02	NYG	12	9.7	1	105	Chris Brown (RB)	11/27/05	SF	3	35.0	1
116	Ben Troupe (TE)	12/18/05	Sea	6	19.3	0	105	Rishard Matthews	12/18/16	KC	4	26.3	0
115	Drew Bennett	11/12/06	Bal	6	19.2	0	105	Carl Pickens	09/24/00	Pit	2	52.5	0
115	Bill Groman	09/11/60	Oak	6	19.2	1	105	Bo Scaife (TE)	09/07/08	Jac	6	17.5	0
115	Nate Washington	11/20/11	Atl	9	12.8	2	105	Nate Washington	09/29/13	NYJ	4	26.3	2
114	Jim Beirne	11/09/69	Cin	6	19.0	2	105	Lorenzo White (RB)	12/20/92	Cle	6	17.5	0
114	<b>A.J. Brown</b>	12/15/19	Hou	8	14.3	1	104	Kevin Dyson	09/10/00	KC	6	17.3	1
114	Billy Cannon (RB)	12/10/61	NYT	5	22.8	2	104	Justin Gage	12/30/07	Ind	7	14.9	0
114	Drew Hill	12/21/86	Buf	5	22.8	0	104	Justin Gage	12/21/08	Pit	5	20.8	1
114	Justin Hunter	12/08/13	Den	4	28.5	1	104	Ernest Givins	10/16/88	Pit	5	20.8	1
114	Derrick Mason	11/25/01	Pit	7	16.3	0	104	Leonard Harris	10/11/87	Cle	6	17.3	0
114	Rishard Matthews	01/01/17	Hou	9	12.7	1	104	Charlie Hennigan	11/15/64	Oak	6	17.3	0
114	Rishard Matthews	11/16/17	Pit	5	22.6	1	104	Billy Johnson	11/28/76	Atl	5	20.8	1
114	Bob McLeod (TE)	12/09/62	Oak	5	22.8	1	104	Derrick Mason	09/19/04	Ind	8	13.0	0
113	Drew Bennett	12/10/06	Hou	6	18.8	0	104	Chris Sanders	09/24/95	Cin	2	52.0	2
113	<b>Corey Davis</b>	11/22/20	Bal	5	22.6	0	104	Taywan Taylor	12/02/18	NYJ	3	34.7	0
113	<b>Anthony Firkser</b> (TE)	10/18/20	Hou	8	14.1	1	103	Jim Beirne	11/28/68	KC	4	25.8	1
113	Dorial Green-Beckham	12/20/15	NE	6	18.8	0	103	Drew Hill	12/08/85	NYG	6	17.2	0
113	Charlie Hennigan	09/09/61	Oak	4	28.3	1	103	Haywood Jeffires	09/11/94	Dal	6	17.2	0
113	Charlie Hennigan	11/25/60	BPA	7	16.1	0	103	Derrick Mason	10/01/00	NYG	6	17.2	1
113	Drew Hill	11/24/88	Dal	9	12.6	1	103	Jared Cook (TE)	12/18/11	Ind	9	11.4	0
112	<b>A.J. Brown</b>	12/13/20	Jax	7	16.0	1	103	Kendall Wright	11/24/13	Oak	6	17.2	1
112	Ken Burrough	12/14/75	Oak	4	28.0	2	102	Dave Casper (TE)	12/19/82	Phi	5	20.4	1
112	Pat Coleman	09/25/94	Cin	4	28.0	0	102	Willie Frazier (TE)	11/06/64	BPA	2	51.0	1
112	Kevin Dyson	11/25/01	Pit	4	28.0	1	102	Ernest Givins	11/23/86	Ind	7	14.6	0
112	John White (TE)	09/24/61	SD	6	18.7	1	102	Bill Groman	10/23/60	NYT	5	20.4	3
112	Nate Washington	09/23/12	Det	3	37.3	1	102	Drew Hill	11/26/90	Buf	6	17.0	0
111	Ken Burrough	10/26/75	Det	3	37.0	1	102	Drew Hill	12/13/87	NO	4	25.5	0
111	Charlie Hennigan	11/22/64	KC	8	13.9	2	102	Chris Sanders	12/01/96	NYJ	3	34.0	1
110	<b>Corey Davis</b>	12/20/20	Det	4	27.5	1	102	Tim Smith	09/09/84	Ind	6	17.0	0
110	Kevin Dyson	12/02/01	Cle	6	18.3	0	102	Yancey Thigpen	09/27/98	Jac	6	17.0	2
110	Charlie Hennigan	11/13/60	LAC	8	13.8	0	102	Nate Washington	12/14/14	NYJ	6	17.0	0
110	Jerry LeVias	12/06/69	NYJ	9	12.2	1	101	<b>A.J. Brown</b>	11/08/20	Chi	4	25.3	1
110	Webster Slaughter	09/18/94	Buf	4	27.5	0	101	<b>Corey Davis</b>	09/14/20	Den	7	14.4	0
109	Drew Bennett	10/03/04	SD	9	12.1	0	101	Ernest Givins	10/14/90	Cin	6	16.8	1
109	Ken Burrough	11/11/79	Oak	3	36.3	2	101	Bill Groman	12/10/61	NYT	5	20.2	0

## TOP PERFORMANCES: 100-YARD RECEIVING GAMES

Yards	Player	Date	Opp	Rec	Avg	TD	Yards	Player	Date	Opp	Rec	Avg	TD
101	Bill Groman	12/11/60	Buf	3	33.7	1	100	Curtis Duncan	12/13/92	GB	6	16.7	0
101	Charlie Hennigan	10/01/61	DLT	3	33.7	1	100	Charley Frazier	09/03/66	Den	6	16.7	3
101	Charlie Hennigan	09/07/63	Oak	7	14.4	1	100	<b>A.J. Brown</b>	09/08/19	Cle	3	33.3	0
101	Drew Hill	11/05/89	Det	9	11.2	1	100	Ernest Givins	10/25/92	Cin	8	12.5	1
101	Drew Hill	11/08/87	SF	4	25.3	0	100	Ernest Givins	11/26/92	Det	4	25.0	0
101	Mike Holston	11/29/81	Atl	8	12.6	1	100	Bill Groman	10/29/61	Buf	2	50.0	2
101	Roy Hopkins (RB)	11/08/70	KC	6	16.8	0	100	Drew Hill	11/20/88	Pho	5	20.0	1
101	Brandon Jones	12/24/06	Buf	5	20.2	1	100	Chris Johnson (RB)	11/15/09	Buf	9	11.1	0
101	Jerry LeVias	11/29/70	Den	3	33.7	2	100	Charlie Joiner	10/25/70	SD	5	20.0	1
101	Jerry LeVias	11/23/69	Mia	4	25.3	1	100	Chris Sanders	12/19/99	Atl	5	20.0	1
101	Chris Sanders	10/18/98	Cin	3	33.7	0	100	Chris Sanders	12/14/97	Bal	7	14.3	0
101	Tajaé Sharpe	10/21/18	LAC	7	14.4	0	100	Chris Sanders	10/13/96	Atl	4	25.0	1
101	Tim Smith	10/21/84	SF	6	16.8	1	100	Frank Wycheck (TE)	10/21/01	Det	7	14.3	1
101	Kendall Wright	09/13/15	TB	4	25.3	1							
100	Dave Casper (TE)	11/28/82	NE	6	16.7	1							

## CAREER 100-YARD RECEIVING GAMES

No.	Player	W-L-T
26	Charlie Hennigan	12-14-0
24	Drew Hill	15-9-0
18	Ernest Givins	7-11-0
14	Ken Burrough	12-2-0
13	Derrick Mason	7-6-0
10	Tim Smith	3-7-0
9	Drew Bennett	3-6-0
9	<b>A.J. Brown</b>	7-2-0
9	Nate Washington	4-5-0
8	Charles Frazier	3-5-0
8	Bill Groman	8-0-0
8	Chris Sanders	6-2-0
7	Kenny Britt	4-3-0
7	<b>Corey Davis</b>	5-2-0
6	Haywood Jeffires	3-3-0
5	Jerry LeVias	3-1-1
5	Kendall Wright	3-2-0
4	Kevin Dyson	3-1-0
4	Rishard Matthews	2-2-0
4	Alvin Reed	1-3-0
4	Webster Slaughter	2-2-0
4	Delanie Walker	1-3-0
3	Curtis Duncan	1-2-0
3	Justin Gage	3-0-0
2	Mike Barber	2-0-0
2	Jim Bierne	0-1-1
2	Jared Cook	1-1-0
2	Willard Dewveall	1-1-0
2	Dorial Green-Beckham	1-1-0
2	Justin Hunter	1-1-0
2	Billy Johnson	2-0-0
2	Charlie Joiner	0-1-1
2	Yancey Thigpen	0-2-0
2	Lorenzo White	2-0-0
2	Butch Woolfolk	1-1-0
1	Sid Blanks	0-1-0
1	Chris Brown	1-0-0
1	Pat Coleman	1-0-0
1	<b>Anthony Firkser</b>	1-0-0
1	Willie Fraizer	1-0-0
1	Eddie George	0-1-0
1	Mac Haik	1-0-0
1	Ronnie Harmon	1-0-0
1	Leonard Harris	1-0-0
1	Mike Holston	0-1-0
1	Roy Hopkins	0-1-0
1	Chris Johnson	1-0-0
1	Brandon Jones	1-0-0
1	Mike Montgomery	0-1-0
1	Dave Parks	1-0-0
1	Carl Pickens	1-0-0

## CAREER 100-YARD RECEIVING GAMES

No.	Player	W-L-T
1	<b>Kalif Raymond</b>	1-0-0
1	Bo Scaife	1-0-0
1	Tajaé Sharpe	0-1-0
1	Taywan Taylor	1-0-0
1	Ben Troupe	0-1-0
1	Gary Wellman	1-0-0
1	John White	0-1-0
1	Damian Williams	1-0-0
1	Oliver Williams	0-1-0
1	Roydell Williams	1-0-0
1	Frank Wycheck	1-0-0

## CAREER 100-YARD RUSHING GAMES

No.	Player	W-L-T
39	Earl Campbell	28-11-0
36	Eddie George	30-6-0
35	Chris Johnson	26-9-0
20	<b>Derrick Henry</b>	18-2-0
11	Hoyle Granger	8-2-1
8	Mike Rozier	6-2-0
7	Chris Brown	4-3-0
7	LenDale White	6-1-0
7	Lorenzo White	4-3-0
6	Gary Brown	6-0-0
6	Ronnie Coleman	5-1-0
6	DeMarco Murray	4-2-0
6	Charlie Tolar	6-0-0
6	Travis Henry	3-3-0
5	Billy Cannon	5-0-0
3	Rob Carpenter	2-1-0
3	Larry Moriarty	2-1-0
3	Dave Smith	3-0-0
2	Sid Blanks	2-0-0
2	Woody Campbell	2-0-0
2	Allen Pinkett	2-0-0
2	Rodney Thomas	2-0-0
1	Ode Burrell	0-1-0
1	Joe Dawkins	0-1-0
1	Don Hardeman	1-0-0
1	Skip Hicks	1-0-0
1	Roy Hopkins	1-0-0
1	Marcus Mariota	1-0-0
1	Paul Robinson	0-1-0
1	Fred Willis	0-1-0
1	Butch Woolfolk	1-0-0

## CAREER 300-YARD PASSING GAMES

No.	Player	W-L-T	No.	Player	W-L-T
38	Warren Moon	20-18-0	1	Pete Beathard	0-0-1
15	George Blanda	5-10-0	1	Chris Chandler	1-0-0
10	Steve McNair	4-6-0	1	Kerry Collins	0-1-0
8	Marcus Mariota	3-5-0	1	Lynn Dickey	1-0-0
6	<b>Ryan Tannehill</b>	5-1-0	1	Zach Mettenberger	0-1-0
3	Matt Hasselbeck	3-0-0	1	Gifford Nielsen	1-0-0
3	Jake Locker	1-2-0	1	Jerry Rhome	0-1-0
3	Billy Volek	0-3-0	1	Ken Stabler	0-1-0
3	Dan Pastorini	0-3-0	1	Don Trull	0-1-0
2	Cody Carlson	1-1-0			
2	Ryan Fitzpatrick	1-1-0			
2	Jacky Lee	1-0-1			
2	Archie Manning	0-2-0			
2	Neil O'Donnell	1-1-0			
2	Vince Young	1-1-0			

## TOP PERFORMANCES BY TEAMMATES

### GAMES WITH MORE THAN ONE 100-YARD RUSHER

Dec. 15, 1962	@ New York, Billy Cannon (9-103) and Charlie Tolar (29-107)
Nov. 12, 1967	@ Denver, Woody Campbell (16-101) and Hoyle Granger (22-142)
Dec. 3, 1967	vs. Miami, Woody Campbell (18-141) and Hoyle Granger (25-111)
Sep. 28, 1975	vs. San Diego, Ronnie Coleman (16-112) and Don Hardeman (27-107)
Nov. 27, 1977	vs. Kansas City, Rob Carpenter (14-149) and Ronnie Coleman (15-101)
Oct. 19, 2008	@ Kansas City, Chris Johnson (18-168) and LenDale White (17-149)
Nov. 27, 2008	@ Detroit, Chris Johnson (16-125) and LenDale White (23-106)

### GAMES WITH MORE THAN ONE 100-YARD RECEIVER

Nov. 25, 1960	@ Boston, Bill Groman (9-171) and Charlie Hennigan (7-113)
Sep. 24, 1961	@ San Diego, Charlie Hennigan (6-109) and John White (6-112)
Oct. 13, 1961	@ Boston, Bill Groman (8-148) and Charlie Hennigan (13-272)
Oct. 22, 1961	vs. Dallas, Bill Groman (4-123) and Charlie Hennigan (4-108)
Sep. 12, 1964	@ San Diego, Sid Banks (12-131) and Charlie Hennigan (7-104)
Nov. 6, 1964	@ Boston, Charles Frazier (9-143) and Willie Frazier (2-102)
Nov. 4, 1973	@ Baltimore, Ken Burrough (7-117) and Dave Parks (5-127)
Nov. 20, 1978	vs. Miami, Mike Barber (4-112) and Ken Burrough (6-103)
Nov. 20, 1988	vs. Phoenix, Ernest Givens (5-118) and Drew Hill (5-100)
Nov. 25, 2001	vs. Pittsburgh, Kevin Dyson (4-112) and Derrick Mason (7-114)
Dec. 2, 2001	@ Cleveland, Kevin Dyson (6-110) and Derrick Mason (3-122)
Dec. 19, 2004	@ Oakland, Derrick Mason (9-121) and Drew Bennett (13-160)
Nov. 24, 2013	@ Oakland, Justin Hunter (6-109) and Kendall Wright (6-103)

### GAMES WITH 300-YARD PASSER, TWO 100-YARD RECEIVERS

Nov. 25, 1960	at Boston, Jackie Lee (331 yards passing), Bill Groman (171 receiving), Charlie Hennigan (113 receiving)
Oct. 13, 1961	at Boston, Jacky Lee (457 yards passing), Charlie Hennigan (272 receiving), Bill Groman (148 receiving)
Nov. 6, 1964	at Boston, George Blanda (328 yards passing), Charles Frazier (143 receiving), Willie Frazier (102 receiving)
Nov. 4, 1973	at Baltimore, Lynn Dickey (340 yards passing), Dave Parks (127 receiving), Ken Burrough (117 receiving)
Nov. 25, 2001	vs. Pittsburgh, Steve McNair (334 yards passing), Derrick Mason (114 receiving), Kevin Dyson (112 receiving)
Dec. 19, 2004	at Oakland, Billy Volek (492 yards passing), Drew Bennett (160 receiving), Derrick Mason (121 receiving)
Nov. 24, 2013	at Oakland, Ryan Fitzpatrick (320 yards passing), Justin Hunter (109 receiving), Kendall Wright (103 receiving)

## TOP PERFORMANCES BY TEAMMATES

### GAMES WITH 100-YARD RUSHER, 100-YARD RECEIVER & 300-YARD PASSER

Dec. 17, 1961	at Oakland, George Blanda (350 yards passing), Billy Cannon (145 rushing), Charlie Hennigan (123 receiving), Willard Dewveall (108 receiving)
Sep. 4, 1983	vs. Green Bay, Archie Manning (348 yards passing), Earl Campbell (123 rushing), Tim Smith (197 receiving)
Nov. 29, 1987	at Indianapolis, Warren Moon (327 yards passing), Mike Rozier (122 rushing), Drew Hill (134 receiving)
Nov. 26, 1990	vs. Buffalo, Warren Moon (300 yards passing), Lorenzo White (125 rushing), Drew Hill (102 receiving)
Sep. 6, 1992	vs. Pittsburgh, Warren Moon (330 yards passing), Lorenzo White (100 rushing) and Haywood Jeffires (117 receiving)
Nov. 29, 2009	vs. Arizona, Vince Young (387 yards passing), Chris Johnson (154 rushing) and Kenny Britt (128 receiving)
Dec. 8, 2019	at Oakland, Ryan Tannehill (391 yards passing), Derrick Henry (103 rushing) and A.J. Brown (153 receiving)
Sept. 27, 2020	at Minnesota, Ryan Tannehill (321 yards passing), Derrick Henry (119 rushing) and Kalif Raymond (118 receiving)
Oct. 18, 2020	vs. Houston, Ryan Tannehill (366 yards passing), Derrick Henry (212 rushing) and Anthony Firkser (113 receiving)

## LARGEST WIN/LOSS MARGINS

#### LARGEST MARGIN OF VICTORY

MARGIN	SCORE	DATE	OPPONENT
1. 55 points	55-0	9/9/61	OAKLAND
2. 47 points	47-0	11/6/77	CHICAGO
3. 44 points	58-14	12/9/90	CLEVELAND
4. 42 points	55-13	11/5/61	at Denver
5. 40 points	47-7	12/13/09	ST. LOUIS
6. 39 points	56-17	10/14/62	N.Y. TITANS
7. 38 points	45-7	9/3/66	DENVER
8. 37 points	47-10	11/27/08	at Detroit
9. 36 points	49-13	11/19/61	N.Y. TITANS
10. 35 points	41-6	12/11/88	CINCINNATI
35 points	38-3	11/14/93	at Cincinnati
12. 34 points	37-3	11/11/12	at Miami
34 points	44-10	12/15/62	at N.Y. Titans
13. 32 points	35-3	12/10/00	CINCINNATI
32 points	35-3	10/27/91	CINCINNATI
32 points	39-7	10/1/89	MIAMI

#### LARGEST MARGIN OF DEFEAT

MARGIN	SCORE	DATE	OPPONENT
1. 59 points	59-0	10/18/09	at New England
2. 54 points	61-7	12/17/89	at Cincinnati
3. 48 points	55-7	12/23/12	at Green Bay
4. 44 points	44-0	11/1/70	at St. Louis
44 points	61-17	12/17/72	CINCINNATI
6. 43 points	57-14	10/1/17	at Houston
7. 42 points	45-3	11/1/63	at Boston
42 points	52-10	12/20/70	at Dallas
42 points	45-3	9/18/88	at N.Y. Jets
10. 41 points	55-14	11/6/83	CINCINNATI
41 points	51-10	10/13/74	at Minnesota
12. 39 points	52-13	9/18/66	at N.Y. Jets
13. 34 points	34-0	10/9/72	OAKLAND
34 points	34-0	11/26/89	at Kansas City
34 points	41-7	10/23/11	HOUSTON
16. 33 points	40-7	11/22/87	CLEVELAND
33 points	40-7	9/17/06	at San Diego





TENNESSEE  
**TITANS**

**NFL STATISTICS**

# FINAL 2020 NFL STANDINGS

## American Football Conference - 2020 Regular Season

<u>AFC East Team</u>	<u>W</u>	<u>L</u>	<u>T</u>	<u>Pct</u>	<u>PF</u>	<u>PA</u>	<u>Net Pts</u>	<u>TD</u>	<u>Home</u>	<u>Road</u>	<u>Div</u>	<u>Conf</u>	<u>Non-Conf</u>	<u>Streak</u>	<u>Last 5</u>
z-Buffalo Bills	13	3	0	.813	501	375	126	60	7-1	6-2	6-0	10-2	3-1	W6	5-0
Miami Dolphins	10	6	0	.625	404	338	66	42	5-3	5-3	3-3	7-5	3-1	L1	3-2
New England Patriots	7	9	0	.438	326	353	-27	36	5-3	2-6	3-3	6-6	1-3	W1	2-3
New York Jets	2	14	0	.125	243	457	-214	26	1-7	1-7	0-6	1-11	1-3	L1	2-3
<u>AFC North Team</u>	<u>W</u>	<u>L</u>	<u>T</u>	<u>Pct</u>	<u>PF</u>	<u>PA</u>	<u>Net Pts</u>	<u>TD</u>	<u>Home</u>	<u>Road</u>	<u>Div</u>	<u>Conf</u>	<u>Non-Conf</u>	<u>Streak</u>	<u>Last 5</u>
z-Pittsburgh Steelers	12	4	0	.750	416	312	104	50	7-1	5-3	4-2	9-3	3-1	L1	1-4
y-Baltimore Ravens	11	5	0	.688	468	303	165	55	5-3	6-2	4-2	7-5	4-0	W5	5-0
y-Cleveland Browns	11	5	0	.688	408	419	-11	50	6-2	5-3	3-3	7-5	4-0	W1	3-2
Cincinnati Bengals	4	11	1	.281	311	424	-113	33	3-5	1-6-1	1-5	4-8	0-3-1	L1	2-3
<u>AFC South Team</u>	<u>W</u>	<u>L</u>	<u>T</u>	<u>Pct</u>	<u>PF</u>	<u>PA</u>	<u>Net Pts</u>	<u>TD</u>	<u>Home</u>	<u>Road</u>	<u>Div</u>	<u>Conf</u>	<u>Non-Conf</u>	<u>Streak</u>	<u>Last 5</u>
z-Tennessee Titans	11	5	0	.688	491	439	52	62	5-3	6-2	5-1	8-4	3-1	W1	3-2
y-Indianapolis Colts	11	5	0	.688	451	362	89	50	6-2	5-3	4-2	7-5	4-0	W1	4-1
Houston Texans	4	12	0	.250	384	464	-80	44	2-6	2-6	2-4	3-9	1-3	L5	0-5
Jacksonville Jaguars	1	5	0	.063	306	492	-186	37	1-7	0-8	1-5	1-11	0-4	L15	0-5
<u>AFC West Team</u>	<u>W</u>	<u>L</u>	<u>T</u>	<u>Pct</u>	<u>PF</u>	<u>PA</u>	<u>Net Pts</u>	<u>TD</u>	<u>Home</u>	<u>Road</u>	<u>Div</u>	<u>Conf</u>	<u>Non-Conf</u>	<u>Streak</u>	<u>Last 5</u>
z*-Kansas City Chiefs	14	2	0	.875	473	362	111	57	6-2	8-0	4-2	10-2	4-0	L1	4-1
Las Vegas Raiders	8	8	0	.500	434	478	-44	48	2-6	6-2	4-2	6-6	2-2	W1	2-3
Los Angeles Chargers	7	9	0	.438	384	426	-42	45	4-4	3-5	3-3	6-6	1-3	W4	4-1
Denver Broncos	5	11	0	.313	323	446	-123	35	2-6	3-5	1-5	4-8	1-3	L3	1-4

## National Football Conference – 2020 Regular Season

<u>NFC East Team</u>	<u>W</u>	<u>L</u>	<u>T</u>	<u>Pct</u>	<u>PF</u>	<u>PA</u>	<u>Net Pts</u>	<u>TD</u>	<u>Home</u>	<u>Road</u>	<u>Div</u>	<u>Conf</u>	<u>Non-Conf</u>	<u>Streak</u>	<u>Last 5</u>
z-Washington Football Team	7	9	0	.438	335	329	6	37	3-5	4-4	4-2	5-7	2-2	W1	3-2
New York Giants	6	10	0	.375	280	357	-77	27	3-5	3-5	4-2	5-7	1-3	W1	2-3
Dallas Cowboys	6	10	0	.375	395	473	-78	42	4-4	2-6	2-4	5-7	1-3	L1	3-2
Philadelphia Eagles	4	11	1	.281	334	418	-84	42	3-4-1	1-7	2-4	4-8	0-3-1	L3	1-4
<u>NFC North Team</u>	<u>W</u>	<u>L</u>	<u>T</u>	<u>Pct</u>	<u>PF</u>	<u>PA</u>	<u>Net Pts</u>	<u>TD</u>	<u>Home</u>	<u>Road</u>	<u>Div</u>	<u>Conf</u>	<u>Non-Conf</u>	<u>Streak</u>	<u>Last 5</u>
z*-Green Bay Packers	13	3	0	.813	509	369	140	66	7-1	6-2	5-1	10-2	3-1	W6	5-0
y-Chicago Bears	8	8	0	.500	372	370	2	40	3-5	5-3	2-4	6-6	2-2	L1	3-2
Minnesota Vikings	7	9	0	.438	430	475	-45	55	3-5	4-4	4-2	5-7	2-2	W1	2-3
Detroit Lions	5	11	0	.313	377	519	-142	45	1-7	4-4	1-5	4-8	1-3	L4	1-4
<u>NFC South Team</u>	<u>W</u>	<u>L</u>	<u>T</u>	<u>Pct</u>	<u>PF</u>	<u>PA</u>	<u>Net Pts</u>	<u>TD</u>	<u>Home</u>	<u>Road</u>	<u>Div</u>	<u>Conf</u>	<u>Non-Conf</u>	<u>Streak</u>	<u>Last 5</u>
z-New Orleans Saints	12	4	0	.750	482	337	145	59	6-2	6-2	6-0	10-2	2-2	W2	3-2
y-Tampa Bay Buccaneers	11	5	0	.688	492	355	137	59	5-3	6-2	4-2	8-4	3-1	W4	4-1
Carolina Panthers	5	11	0	.313	350	402	-52	38	2-6	3-5	1-5	4-8	1-3	L1	1-4
Atlanta Falcons	4	12	0	.250	396	414	-18	41	2-6	2-6	1-5	2-10	2-2	L5	0-5
<u>NFC West Team</u>	<u>W</u>	<u>L</u>	<u>T</u>	<u>Pct</u>	<u>PF</u>	<u>PA</u>	<u>Net Pts</u>	<u>TD</u>	<u>Home</u>	<u>Road</u>	<u>Div</u>	<u>Conf</u>	<u>Non-Conf</u>	<u>Streak</u>	<u>Last 5</u>
z-Seattle Seahawks	12	4	0	.750	459	371	88	55	7-1	5-3	4-2	9-3	3-1	W4	4-1
y-Los Angeles Rams	10	6	0	.625	372	296	76	43	6-2	4-4	3-3	9-3	1-3	W1	3-2
Arizona Cardinals	8	8	0	.500	410	367	43	49	4-4	4-4	2-4	6-6	2-2	L2	2-3
San Francisco 49ers	6	10	0	.375	376	390	-14	45	1-7	5-3	3-3	4-8	2-2	L1	1-4

y - Clinched Wild Card

z - Clinched Division

\* - Clinched Division and Homefield Advantage

### Playoff Results:

#### Wild Card Round

Indianapolis 24 at BUFFALO 27  
 L.A. RAMS 30 at Seattle 20  
 TAMPA BAY 31 at Washington 23  
 BALTIMORE 20 at Tennessee 13  
 Chicago 9 at NEW ORLEANS 21  
 CLEVELAND 48 at Pittsburgh 37

#### Divisional Round

L.A. Rams 18 at GREEN BAY 32  
 Baltimore 3 at BUFFALO 17  
 Cleveland 17 at KANSAS CITY 22  
 TAMPA BAY 30 at New Orleans 20

#### Championship Round

TAMPA BAY 31 at Green Bay 26  
 Buffalo 24 at KANSAS CITY 38

#### Super Bowl LIV

Kansas City 9 at TAMPA BAY 31

**WEEK 17 / THROUGH SUNDAY, JANUARY 3, 2021**

<b>OFFENSE</b>	<b>Balt.</b>	<b>Buff.</b>	<b>Cin.</b>	<b>Clev.</b>	<b>Denv.</b>	<b>Hou.</b>	<b>Ind.</b>	<b>Jax</b>
GAMES (Won-Lost)	11-5	13-3	4-11-1	11-5	5-11	4-12	11-5	1-15
FIRST DOWNS	327	397	318	355	308	326	364	310
Rushing	166	119	92	133	94	83	129	80
Passing	142	240	201	195	176	222	201	205
Penalty	19	38	25	27	38	21	34	25
YDS GAINED (tot)	5810	6343	5116	5913	5369	6004	6049	5218
Avg per Game	363.1	396.4	319.8	369.6	335.6	375.3	378.1	326.1
RUSHING (net)	3071	1723	1668	2374	1918	1466	1996	1519
Avg per Game	191.9	107.7	104.3	148.4	119.9	91.6	124.8	94.9
Rushes	555	411	411	495	442	344	459	337
Yards per Rush	5.5	4.2	4.1	4.8	4.3	4.3	4.3	4.5
PASSING (net)	2739	4620	3448	3539	3451	4538	4053	3699
Avg per Game	171.2	288.8	215.5	221.2	215.7	283.6	253.3	231.2
Passes Att.	406	596	581	501	556	546	552	616
Completed	257	410	372	315	317	383	371	387
Pct Completed	63.3	68.8	64.0	62.9	57.0	70.1	67.2	62.8
Yards Gained	2919	4786	3793	3701	3673	4843	4186	3955
Sacked	32	27	48	26	32	50	21	44
Yards Lost	180	166	345	162	222	305	133	256
Had intercepted	11	11	11	8	23	7	11	16
Yards Opp Ret	58	139	23	127	336	106	109	144
Opp TDs on Int	2	0	0	1	2	0	1	0
PUNTS	53	41	71	51	66	55	49	65
Avg Yards	44.7	50.8	47.2	44.0	46.1	46.0	45.2	46.9
PUNT RETURNS	27	31	23	24	20	20	31	18
Avg Return	9.0	11.9	10.1	4.8	13.4	7.9	10.1	11.4
Returned for TD	0	1	0	0	1	0	0	1
KICKOFF RETURNS	23	36	31	36	27	36	43	30
Avg Return	26.7	27.6	24.6	22.1	20.6	20.1	25.8	20.5
Returned for TD	1	0	1	0	0	0	1	0
PENALTIES	104	102	83	100	81	80	94	107
Yards Penalized	961	941	675	870	670	619	899	1071
FUMBLES BY	25	18	20	23	23	21	8	16
Fumbles Lost	7	11	13	8	9	11	4	9
Opp Fumbles	33	22	14	23	16	11	19	17
Opp Fum Lost	12	11	6	10	6	6	10	5
POSS. TIME (avg)	31:21	31:45	30:50	30:54	28:59	27:12	31:01	27:37
TOUCHDOWNS	55	60	33	50	35	44	50	37
Rushing	24	16	13	21	13	10	20	9
Passing	27	40	19	27	21	33	24	25
Returns	4	4	1	2	1	1	6	3
EXTRA-PT KICKS	52/53	57/59	32/33	43/48	25/30	37/40	43/45	24/28
2-PT CONVERSIONS	2/2	0/1	0/0	2/2	2/5	1/4	3/5	3/9
FIELD GOALS/FGA	26/29	28/34	27/34	19/24	28/35	27/31	32/37	18/25
POINTS SCORED	468	501	311	408	323	384	451	306

<b>DEFENSE</b>	<b>Balt.</b>	<b>Buff.</b>	<b>Cin.</b>	<b>Clev.</b>	<b>Denv.</b>	<b>Hou.</b>	<b>Ind.</b>	<b>Jax</b>
POINTS ALLOWED	303	375	424	419	446	464	362	492
OPP FIRST DOWNS	347	351	343	352	333	390	329	394
Rushing	96	125	126	116	106	145	94	140
Passing	213	199	192	214	201	222	203	210
Penalty	38	27	25	22	26	23	32	44
OPP YARDS GAINED	5276	5640	6227	5735	5887	6668	5314	6683
Avg per Game	329.8	352.5	389.2	358.4	367.9	416.8	332.1	417.7
OPP RUSHING (net)	1740	1914	2368	1773	2080	2564	1448	2452
Avg per Game	108.8	119.6	148.0	110.8	130.0	160.3	90.5	153.3
Rushes	382	414	463	412	434	493	390	517
Yards per Rush	4.6	4.6	5.1	4.3	4.8	5.2	3.7	4.7
OPP PASSING (net)	3536	3726	3859	3962	3807	4104	3866	4231
Avg per Game	221.0	232.9	241.2	247.6	237.9	256.5	241.6	264.4
Passes Att.	596	573	541	585	567	541	562	533
Completed	380	369	340	371	374	377	369	370
Pct Completed	63.8	64.4	62.8	63.4	66.0	69.7	65.7	69.4
Sacked	39	38	17	38	42	34	40	18
Yards Lost	272	220	83	262	282	221	261	91
INTERCEPTED BY	10	15	11	11	10	3	15	12
Yards Returned	78	184	84	214	130	19	266	200
Returned for TD	0	2	0	2	0	1	4	1
OPP PUNT RETURNS	19	16	29	25	28	19	23	26
Avg return	5.7	8.6	5.9	9.2	8.1	6.7	7.7	7.5
OPP KICKOFF RET	30	30	18	38	21	34	51	25
Avg return	21.1	17.9	23.1	26.3	29.9	20.7	21.3	18.8
OPP TOUCHDOWNS	37	44	47	50	47	55	43	57
Rushing	12	21	13	16	22	24	16	23
Passing	22	23	32	31	21	30	24	34
Returns	3	0	2	3	4	1	3	0

**WEEK 17 / THROUGH SUNDAY, JANUARY 3, 2021**

<b>OFFENSE</b>	<b>K.C.</b>	<b>L.V.</b>	<b>LA-C</b>	<b>Miami</b>	<b>N.E.</b>	<b>NY-J</b>	<b>Pitt.</b>	<b>Tenn.</b>
GAMES (Won-Lost)	14-2	8-8	7-9	10-6	7-9	2-14	12-4	<b>11-5</b>
FIRST DOWNS	397	359	373	345	332	269	322	<b>381</b>
Rushing	110	121	111	100	143	94	81	<b>142</b>
Passing	255	206	226	207	157	146	206	<b>203</b>
Penalty	32	32	36	38	32	29	35	<b>36</b>
YDS GAINED (tot)	6653	6133	6113	5424	5236	4479	5354	<b>6343</b>
Avg per Game	415.8	383.3	382.1	339.0	327.3	279.9	334.6	<b>396.4</b>
RUSHING (net)	1799	1916	1784	1688	2346	1683	1351	<b>2690</b>
Avg per Game	112.4	119.8	111.5	105.5	146.6	105.2	84.4	<b>168.1</b>
Rushes	403	457	466	428	502	406	373	<b>521</b>
Yards per Rush	4.5	4.2	3.8	3.9	4.7	4.1	3.6	<b>5.2</b>
PASSING (net)	4854	4217	4329	3736	2890	2796	4003	<b>3653</b>
Avg per Game	303.4	263.6	270.6	233.5	180.6	174.8	250.2	<b>228.3</b>
Passes Att.	630	551	627	559	440	499	656	<b>485</b>
Completed	420	369	413	370	283	292	428	<b>316</b>
Pct Completed	66.7	67.0	65.9	66.2	64.3	58.5	65.2	<b>65.2</b>
Yards Gained	5005	4383	4548	3937	3124	3115	4129	<b>3826</b>
Sacked	24	28	34	34	37	43	14	<b>25</b>
Yards Lost	151	166	219	201	234	319	126	<b>173</b>
Had intercepted	7	10	10	13	14	14	11	<b>7</b>
Yards Opp Ret	135	266	146	115	256	121	221	<b>81</b>
Opp TDs on Int	0	2	0	1	2	3	1	<b>0</b>
PUNTS	52	44	60	68	55	82	77	<b>50</b>
Avg Yards	45.0	44.1	44.5	44.7	48.7	43.9	45.1	<b>45.1</b>
PUNT RETURNS	28	23	18	32	23	10	37	<b>23</b>
Avg Return	5.8	11.5	5.6	11.1	15.5	8.6	9.6	<b>9.0</b>
Returned for TD	1	0	0	1	1	0	0	<b>0</b>
KICKOFF RETURNS	25	22	42	12	31	41	29	<b>38</b>
Avg Return	25.8	19.0	22.0	17.9	23.1	19.8	23.1	<b>20.2</b>
Returned for TD	1	0	0	0	0	0	0	<b>1</b>
PENALTIES	105	98	85	74	62	101	81	<b>86</b>
Yards Penalized	919	856	710	635	534	952	691	<b>783</b>
FUMBLES BY	19	24	16	17	19	8	22	<b>15</b>
Fumbles Lost	9	16	6	7	5	5	7	<b>5</b>
Opp Fumbles	16	10	15	20	11	22	18	<b>21</b>
Opp Fum Lost	6	5	7	11	4	9	9	<b>8</b>
POSS. TIME (avg)	30:16	30:48	31:14	31:17	28:58	27:54	30:49	<b>28:28</b>
TOUCHDOWNS	57	48	45	42	36	26	50	<b>62</b>
Rushing	13	20	12	15	20	9	12	<b>26</b>
Passing	40	28	31	24	12	16	35	<b>33</b>
Returns	4	0	2	3	4	1	3	<b>3</b>
EXTRA-PT KICKS	48/54	45/47	36/39	36/36	30/33	20/24	41/45	<b>51/53</b>
2-PT CONVERSIONS	3/3	1/1	2/5	4/6	1/3	1/2	2/5	<b>4/7</b>
FIELD GOALS/FGA	25/27	33/35	24/33	36/39	26/28	21/28	23/24	<b>20/28</b>
POINTS SCORED	473	434	384	404	326	243	416	<b>491</b>

<b>DEFENSE</b>	<b>K.C.</b>	<b>L.V.</b>	<b>LA-C</b>	<b>Miami</b>	<b>N.E.</b>	<b>NY-J</b>	<b>Pitt.</b>	<b>Tenn.</b>
POINTS ALLOWED	362	478	426	338	353	457	312	<b>439</b>
OPP FIRST DOWNS	353	381	324	336	339	381	281	<b>391</b>
Rushing	113	114	112	113	131	100	94	<b>113</b>
Passing	202	223	186	193	187	235	163	<b>247</b>
Penalty	38	44	26	30	21	46	24	<b>31</b>
OPP YARDS GAINED	5733	6225	5495	5886	5660	6201	4893	<b>6372</b>
Avg per Game	358.3	389.1	343.4	367.9	353.8	387.6	305.8	<b>398.3</b>
OPP RUSHING (net)	1954	2013	1917	1862	2103	1792	1783	<b>1933</b>
Avg per Game	122.1	125.8	119.8	116.4	131.4	112.0	111.4	<b>120.8</b>
Rushes	433	438	427	412	464	445	414	<b>427</b>
Yards per Rush	4.5	4.6	4.5	4.5	4.5	4.0	4.3	<b>4.5</b>
OPP PASSING (net)	3779	4212	3578	4024	3557	4409	3110	<b>4439</b>
Avg per Game	236.2	263.3	223.6	251.5	222.3	275.6	194.4	<b>277.4</b>
Passes Att.	557	580	543	545	494	605	526	<b>630</b>
Completed	349	370	340	343	333	418	298	<b>423</b>
Pct Completed	62.7	63.8	62.6	62.9	67.4	69.1	56.7	<b>67.1</b>
Sacked	32	21	27	41	24	31	56	<b>19</b>
Yards Lost	189	129	137	349	165	186	384	<b>154</b>
INTERCEPTED BY	16	10	12	18	18	10	18	<b>15</b>
Yards Returned	259	156	217	146	162	134	169	<b>189</b>
Returned for TD	2	0	2	0	1	1	3	<b>0</b>
OPP PUNT RETURNS	15	14	37	24	12	38	32	<b>20</b>
Avg return	7.9	9.5	15.2	12.4	5.9	11.7	10.0	<b>8.6</b>
OPP KICKOFF RET	23	32	34	24	32	27	41	<b>37</b>
Avg return	23.9	23.4	26.9	15.7	21.3	24.8	22.1	<b>22.2</b>
OPP TOUCHDOWNS	44	55	49	41	41	53	36	<b>55</b>
Rushing	14	24	17	17	17	16	13	<b>18</b>
Passing	29	28	29	21	22	34	22	<b>36</b>
Returns	1	3	3	3	2	3	1	<b>1</b>

**WEEK 17 / THROUGH SUNDAY, JANUARY 3, 2021**

<b>OFFENSE</b>	<b>Ariz.</b>	<b>Atl.</b>	<b>Car.</b>	<b>Chi.</b>	<b>Dal.</b>	<b>Det.</b>	<b>G.B.</b>	<b>LA-R</b>
GAMES (Won-Lost)	8-8	4-12	5-11	8-8	6-10	5-11	13-3	10-6
FIRST DOWNS	381	366	335	335	371	350	358	352
Rushing	136	86	110	93	115	93	114	123
Passing	211	243	192	218	231	220	216	206
Penalty	34	37	33	24	25	37	28	23
YDS GAINED (tot)	6153	5895	5592	5302	5949	5603	6224	6032
Avg per Game	384.6	368.4	349.5	331.4	371.8	350.2	389.0	377.0
RUSHING (net)	2237	1532	1704	1647	1788	1499	2118	2018
Avg per Game	139.8	95.8	106.5	102.9	111.8	93.7	132.4	126.1
Rushes	479	409	407	393	430	367	443	473
Yards per Rush	4.7	3.7	4.2	4.2	4.2	4.1	4.8	4.3
PASSING (net)	3916	4363	3888	3655	4161	4104	4106	4014
Avg per Game	244.8	272.7	243.0	228.4	260.1	256.5	256.6	250.9
Passes Att.	575	628	550	614	639	582	526	590
Completed	387	408	373	402	413	374	372	392
Pct Completed	67.3	65.0	67.8	65.5	64.6	64.3	70.7	66.4
Yards Gained	4102	4620	4129	3925	4511	4397	4299	4183
Sacked	29	41	36	36	44	42	21	25
Yards Lost	186	257	241	270	350	293	193	169
Had intercepted	13	11	16	16	13	13	5	14
Yards Opp Ret	229	40	116	119	97	96	73	125
Opp TDs on Int	2	0	0	0	2	3	1	1
PUNTS	58	56	45	64	50	59	47	69
Avg Yards	44.8	42.5	46.3	45.7	45.0	49.1	44.5	44.9
PUNT RETURNS	25	17	20	25	29	17	11	34
Avg Return	5.4	8.9	5.9	7.6	9.1	12.8	4.8	6.9
Returned for TD	0	0	0	0	0	1	0	0
KICKOFF RETURNS	24	20	29	47	37	34	33	25
Avg Return	21.9	20.5	25.3	24.4	26.1	24.9	18.9	20.6
Returned for TD	0	0	0	1	1	0	0	0
PENALTIES	113	83	95	88	96	95	84	71
Yards Penalized	868	736	752	777	849	860	684	655
FUMBLES BY	22	16	13	20	19	13	11	19
Fumbles Lost	8	7	5	6	13	8	6	11
Opp Fumbles	19	21	22	16	21	17	15	16
Opp Fum Lost	10	9	15	8	13	5	7	8
POSS. TIME (avg)	28:46	30:42	30:59	30:12	28:22	27:54	32:29	32:01
TOUCHDOWNS	49	41	38	40	42	45	66	43
Rushing	22	13	19	12	14	17	16	19
Passing	27	27	16	26	25	27	48	20
Returns	0	1	3	2	3	1	2	4
EXTRA-PT KICKS	45/46	34/38	33/36	36/37	33/36	38/41	59/63	38/42
2-PT CONVERSIONS	0/3	1/3	1/2	2/3	4/6	2/4	2/3	1/1
FIELD GOALS/FGA	23/30	38/40	29/36	30/32	34/41	21/28	16/16	24/30
POINTS SCORED	410	396	350	372	395	377	509	372

<b>DEFENSE</b>	<b>Ariz.</b>	<b>Atl.</b>	<b>Car.</b>	<b>Chi.</b>	<b>Dal.</b>	<b>Det.</b>	<b>G.B.</b>	<b>LA-R</b>
POINTS ALLOWED	367	414	402	370	473	519	369	296
OPP FIRST DOWNS	363	367	360	331	359	415	332	280
Rushing	118	97	114	104	142	127	119	91
Passing	207	239	211	190	180	253	184	170
Penalty	38	31	35	37	37	35	29	19
OPP YARDS GAINED	5631	6374	5761	5519	6183	6716	5344	4511
Avg per Game	351.9	398.4	360.1	344.9	386.4	419.8	334.0	281.9
OPP RUSHING (net)	2008	1677	1936	1814	2541	2158	1805	1460
Avg per Game	125.5	104.8	121.0	113.4	158.8	134.9	112.8	91.3
Rushes	436	380	408	438	510	487	397	388
Yards per Rush	4.6	4.4	4.7	4.1	5.0	4.4	4.5	3.8
OPP PASSING (net)	3623	4697	3825	3705	3642	4558	3539	3051
Avg per Game	226.4	293.6	239.1	231.6	227.6	284.9	221.2	190.7
Passes Att.	570	625	585	547	513	557	536	548
Completed	365	425	398	350	328	383	346	347
Pct Completed	64.0	68.0	68.0	64.0	63.9	68.8	64.6	63.3
Sacked	48	29	29	35	31	24	41	53
Yards Lost	326	221	199	234	178	195	254	350
INTERCEPTED BY	11	12	7	10	10	7	11	14
Yards Returned	129	204	110	81	108	65	98	266
Returned for TD	0	1	0	0	0	0	1	3
OPP PUNT RETURNS	22	26	18	25	15	21	17	23
Avg return	9.1	5.5	10.2	11.8	8.8	5.5	17.1	12.9
OPP KICKOFF RET	46	43	7	41	29	49	45	26
Avg return	19.5	23.5	20.6	20.4	20.9	21.4	24.2	28.3
OPP TOUCHDOWNS	42	49	46	41	57	68	42	33
Rushing	13	15	17	11	20	27	16	12
Passing	26	34	28	28	34	38	23	17
Returns	3	0	1	2	3	3	3	4

**WEEK 17 / THROUGH SUNDAY, JANUARY 3, 2021**

<b>OFFENSE</b>	<b>Minn.</b>	<b>N.O.</b>	<b>NY-G</b>	<b>Phil.</b>	<b>S.F.</b>	<b>Sea.</b>	<b>T.B.</b>	<b>Wash.</b>
GAMES (Won-Lost)	7-9	12-4	6-10	4-11-1	6-10	12-4	11-5	7-9
FIRST DOWNS	383	367	297	336	350	356	364	322
Rushing	139	147	91	114	101	111	82	108
Passing	212	199	178	177	217	216	238	184
Penalty	32	21	28	45	32	29	44	30
YDS GAINED (tot)	6292	6023	4794	5354	5922	5912	6145	5076
Avg per Game	393.3	376.4	299.6	334.6	370.1	369.5	384.1	317.3
RUSHING (net)	2283	2265	1768	2027	1889	1971	1519	1611
Avg per Game	142.7	141.6	110.5	126.7	118.1	123.2	94.9	100.7
Rushes	468	494	399	403	437	411	369	400
Yards per Rush	4.9	4.6	4.4	5.0	4.3	4.8	4.1	4.0
PASSING (net)	4009	3758	3026	3327	4033	3941	4626	3465
Avg per Game	250.6	234.9	189.1	207.9	252.1	246.3	289.1	216.6
Passes Att.	516	522	517	598	570	563	626	601
Completed	349	370	321	334	371	388	410	389
Pct Completed	67.6	70.9	62.1	55.9	65.1	68.9	65.5	64.7
Yards Gained	4265	3945	3336	3728	4320	4245	4776	3796
Sacked	39	29	50	65	39	48	22	50
Yards Lost	256	187	310	401	287	304	150	331
Had intercepted	13	8	11	20	17	13	12	16
Yards Opp Ret	177	96	57	132	293	199	254	181
Opp TDs on Int	1	0	0	1	2	1	2	0
PUNTS	56	62	66	74	67	61	55	73
Avg Yards	43.5	43.1	44.1	45.9	46.2	49.6	45.2	48.0
PUNT RETURNS	16	39	20	26	25	22	30	31
Avg Return	4.3	10.2	11.4	8.8	9.0	8.6	5.9	5.7
Returned for TD	0	0	0	1	0	0	0	0
KICKOFF RETURNS	33	30	36	31	27	28	25	31
Avg Return	21.9	25.4	21.9	20.9	19.3	22.5	21.8	20.8
Returned for TD	0	0	0	0	0	0	0	0
PENALTIES	82	98	81	107	85	84	84	87
Yards Penalized	650	1005	634	853	731	662	715	697
FUMBLES BY	22	27	20	31	20	14	12	24
Fumbles Lost	10	9	11	9	14	5	5	11
Opp Fumbles	17	17	26	21	22	18	20	21
Opp Fum Lost	7	8	11	11	8	8	10	7
POSS. TIME (avg)	29:47	31:43	28:42	28:58	31:23	29:49	28:54	29:55
TOUCHDOWNS	55	59	27	42	45	55	59	37
Rushing	20	30	13	16	19	15	16	18
Passing	35	28	12	22	25	40	42	16
Returns	0	1	2	4	1	0	1	3
EXTRA-PT KICKS	37/43	57/58	21/23	24/26	38/40	49/53	52/57	30/32
2-PT CONVERSIONS	8/12	0/1	2/4	7/16	1/4	1/2	0/2	0/5
FIELD GOALS/FGA	15/22	23/28	31/32	14/19	22/26	24/24	28/31	27/34
POINTS SCORED	430	482	280	334	376	459	492	335

<b>DEFENSE</b>	<b>Minn.</b>	<b>N.O.</b>	<b>NY-G</b>	<b>Phil.</b>	<b>S.F.</b>	<b>Sea.</b>	<b>T.B.</b>	<b>Wash.</b>
POINTS ALLOWED	475	337	357	418	390	371	355	329
OPP FIRST DOWNS	366	320	353	340	311	376	319	289
Rushing	136	85	115	98	102	97	78	100
Passing	208	185	215	209	176	253	215	161
Penalty	22	50	23	33	33	26	26	28
OPP YARDS GAINED	6292	4974	5589	5810	5030	6089	5234	4873
Avg per Game	393.3	310.9	349.3	363.1	314.4	380.6	327.1	304.6
OPP RUSHING (net)	2151	1502	1782	2012	1703	1529	1289	1805
Avg per Game	134.4	93.9	111.4	125.8	106.4	95.6	80.6	112.8
Rushes	472	390	432	481	430	392	358	428
Yards per Rush	4.6	3.9	4.1	4.2	4.0	3.9	3.6	4.2
OPP PASSING (net)	4141	3472	3807	3798	3327	4560	3945	3068
Avg per Game	258.8	217.0	237.9	237.4	207.9	285.0	246.6	191.8
Passes Att.	541	557	574	530	537	674	617	529
Completed	358	333	388	364	341	450	426	330
Pct Completed	66.2	59.8	67.6	68.7	63.5	66.8	69.0	62.4
Sacked	23	45	40	49	30	46	48	47
Yards Lost	126	287	323	324	199	251	366	325
INTERCEPTED BY	15	18	11	8	12	14	15	16
Yards Returned	65	196	101	101	123	106	171	136
Returned for TD	0	1	1	1	1	0	1	2
OPP PUNT RETURNS	33	20	25	43	23	28	23	36
Avg return	9.7	2.3	9.3	6.4	8.0	7.1	10.3	5.8
OPP KICKOFF RET	27	22	41	26	32	38	14	9
Avg return	24.8	17.2	22.2	22.3	24.8	21.4	33.6	26.1
OPP TOUCHDOWNS	53	39	38	48	42	42	42	37
Rushing	19	11	14	20	12	18	10	14
Passing	30	28	22	27	25	23	29	21
Returns	4	0	2	1	5	1	3	2

**WEEK 17 / THROUGH SUNDAY, JANUARY 3, 2021**

<b>OFFENSE</b>	<b>NFL/Avg</b>
GAMES (Won-Lost)	---
FIRST DOWNS	347.1
Rushing	111.3
Passing	204.6
Penalty	31.2
YDS GAINED (tot)	5744.5
Avg per Game	359.0
RUSHING (net)	1902.1
Avg per Game	118.9
Rushes	431.0
Yards per Rush	4.4
PASSING (net)	3842.4
Avg per Game	240.2
Passes Att.	563.1
Completed	367.4
Pct Completed	65.2
Yards Gained	4078.1
Sacked	35.5
Yards Lost	235.7
Had intercepted	12.3
Yards Opp Ret	145.8
Opp TDs on Int	1.0
PUNTS	59.4
Avg Yards	45.6
PUNT RETURNS	24.2
Avg Return	8.8
Returned for TD	0.3
KICKOFF RETURNS	31.0
Avg Return	22.5
Returned for TD	0.2
PENALTIES	89.9
Yards Penalized	778.6
FUMBLES BY	18.7
Fumbles Lost	8.4
Opp Fumbles	18.7
Opp Fum Lost	8.4
POSS. TIME (avg)	30:00
TOUCHDOWNS	46.0
Rushing	16.6
Passing	27.2
Returns	2.2
EXTRA POINTS (tot)	93%
Kicks Made/2Pt	48%
FIELD GOALS/FGA	25/30
POINTS SCORED	396.6

<b>DEFENSE</b>	<b>NFL/Avg</b>
POINTS ALLOWED	396.6
OPP FIRST DOWNS	347.1
Rushing	111.3
Passing	204.6
Penalty	31.2
OPP YARDS GAINED	5744.5
Avg per Game	359.0
OPP RUSHING (net)	1902.1
Avg per Game	118.9
Rushes	431.0
Yards per Rush	4.4
OPP PASSING (net)	3842.4
Avg per Game	240.2
Passes Att.	563.1
Completed	367.4
Pct Completed	65.2
Sacked	35.5
Yards Lost	235.7
INTERCEPTED BY	12.3
Yards Returned	145.8
Returned for TD	1.0
OPP PUNT RETURNS	24.2
Avg return	8.8
OPP KICKOFF RET	31.0
Avg return	22.5
OPP TOUCHDOWNS	46.0
Rushing	16.6
Passing	27.2
Returns	2.2

**WEEK 17 / THROUGH SUNDAY, JANUARY 3, 2021**

TEAM RANKINGS

**American Football Conference**

	Offense			Defense		
	Total	Rush	Pass	Total	Rush	Pass
Balt.	9	*1	16	2	2	2
Buff.	2T	10	2	5	7	5
Cin.	15	13	13	13	14	8
Cleve.	8	3	11	8	3	10
Denver	11	6	12	10	12	7
Hou.	7	15	3	15	16	12
Ind.	6	5	6	3	1	9
Jax	14	14	9	16	15	14
K.C.	*1	8	*1	7	10	6
L.V.	4	7	5	12	11	13
L.A.-C	5	9	4	4	8	4
Miami	10	11	8	9	6	11
N.E.	13	4	14	6	13	3
Jets	16	12	15	11	5	15
Pitt.	12	16	7	1	4	1
<b>Tenn.</b>	<b>2T</b>	<b>2</b>	<b>10</b>	<b>14</b>	<b>9</b>	<b>16</b>

**National Football Conference**

	Offense			Defense		
	Total	Rush	Pass	Total	Rush	Pass
Ariz.	3	3	10	9	12	6
Atl.	10	14	2	15	5	16
Car.	12	11	11	10	11	11
Chi.	14	12	13	7	10	8
Dallas	7	9	3	13	16	7
Det.	11	16	5	16	15	14
G.B.	2	4	4	6	8T	5
Rams	5	6	7	*1	2	*1
Minn.	1	1	8	14	14	13
N.O.	6	2	12	3	3	4
Giants	16	10	16	8	7	10
Phil.	13	5	15	11	13	9
S.F.	8	8	6	4	6	3
Sea.	9	7	9	12	4	15
T.B.	4	15	1	5	*1	12
Wash.	15	13	14	2	8T	2

**National Football League**

	Offense			Defense		
	Total	Rush	Pass	Total	Rush	Pass
Ariz.	6	7	17	13	22	10
Atl.	18	27	5	29	6	32
Balt.	19	*1	32	7	8	6
Buff.	2T	20	3	14	17	13
Car.	21	21	18	18	20	18
Chi.	26	25	22	11	15	12
Cin.	29	24	27	26	29	19
Cleve.	16	3	24	17	9	22
Dallas	14	17	8	23	31	11
Denver	23	13	26	21	25	16T
Det.	20	30	10	32	28	30
G.B.	5	8	9	9	13T	7
Hou.	13	31	4	30	32	24
Ind.	10	11	11	8	2	20
Jax	28	28T	21	31	30	27
K.C.	*1	16	*1	16	21	14
L.V.	8	14	7	25	24	26
L.A.-C	9	18	6	10	18	9
Rams	11	10	13	*1	3	*1
Miami	22	22	20	20	16	23
Minn.	4	5	14	27	27	25
N.E.	27	4	30	15	26	8
N.O.	12	6	19	4	4	5
Giants	31	19	29	12	10	16T
Jets	32	23	31	24	12	28
Phil.	24T	9	28	19	23	15
Pitt.	24T	32	15	3	11	3
S.F.	15	15	12	5	7	4
Sea.	17	12	16	22	5	31
T.B.	7	28T	2	6	*1	21
<b>Tenn.</b>	<b>2T</b>	<b>2</b>	<b>23</b>	<b>28</b>	<b>19</b>	<b>29</b>
Wash.	30	26	25	2	13T	2

T = Tied for position

\* = League Leader



**WEEK 17 / THROUGH SUNDAY, JANUARY 3, 2021**

**AFC / TEAM/OFFENSE RANK**

Tm	(A)	(B)	(C)	(D)	(E)	(F)	(G)	(H)	(I)	(J)	(K)	(L)	(M)	(N)	(O)	(P)	(Q)
BAL	9	7	1	1	16	10	13	12	10	3	5	11	2	12	5	4	6
BUF	2t	4	10	11	2	3	8	4	1t	1	1t	3	1	1	2	1	9
CIN	15	15	13	13	13	15	9	13	13	15	4	7	5	3	3	14	11
CLE	8	8	3	3	11	7	5	7	7	6	14	16	8	15	14	8	12
DEN	11	13	6	8	12	13	16	9	15	13	16	2	10	5	7	13	10
HOU	7	1	15	9	3	1	2	16	11	8	8t	13	13	6	6	10t	7
IND	6	6	5	7	6	6	10	2	5	12	7	8	4	7	13	5	8
JAC	14	12	14	5	9	14	12	11	14	11	15	5	11	4	4	15	15
KC	1	2	8	6	1	2	1	3	1t	2	8t	14	3	10	8	3	4
LV	4	5	7	10	5	4	7	5	6	5	3	4	15	14	9	6	2
LAC	5	9	9	15	4	8	4	8	4	7	12	15	9	13	16	10t	14
MIA	10	11	11	14	8	9	11	10	8	14	1t	6	16	11	11	9	5
NE	13	10	4	4	14	11	15	14	9	10	10	1	6	2	1	12	3
NYJ	16	16	12	12	15	16	14	15	16	16	13	12	14	16	15	16	13
PIT	12	14	16	16	7	12	6	1	12	9	11	9	7	9	12	7	1
<b>TEN</b>	<b>2t</b>	<b>3</b>	<b>2</b>	<b>2</b>	<b>10</b>	<b>5</b>	<b>3</b>	<b>6</b>	<b>3</b>	<b>4</b>	<b>6</b>	<b>10</b>	<b>12</b>	<b>8</b>	<b>10</b>	<b>2</b>	<b>16</b>

**AFC / OPPONENT/DEFENSE RANK**

Tm	(A)	(B)	(C)	(D)	(E)	(F)	(G)	(H)	(I)	(J)	(K)	(L)	(M)	(N)	(O)	(P)	(Q)	(R)	(S)
BAL	2	2	2	10	2	2	14	6	8	2	4	1	5	13	11	1	1	1	5
BUF	5	4	7	12	5	3	6	5	9	4	10	10	2	10	8	7	15	2	3
CIN	13	14	14	15	8	12	10	15	7	9	11	2	10	14	13	9	12	13	14
CLE	8	6	3	3	10	6	11	7	10	12	15	11	14	3	9	8	11	8	7
DEN	10	8	12	14	7	4	12	3	4	5	6	8	16	6	7	12	16	14	12
HOU	15	15	16	16	12	15	16	8	14	14	7	4	4	5	10	14	5	12	13
IND	3	3	1	1	9	8	5	4	3	8	3	6	7	4	6	5t	8	5	2
JAC	16	16	15	13	14	16	8	14	16	10	13t	5	3	2	1	16	4	15	15
KC	7	7	10	6	6	7	4	9	11	7	12	7	12	12	16	5t	2	3	1
LV	12	13	11	11	13	14	13	13	12t	15	16	12	11	7	4	15	7	11	9
LAC	4	5	8	5	4	5	9	11	2	11	13t	16	15	15	10	13	10	4	
MIA	9	11	6	7	11	11	3	2	5	1	5	15	1	11	5	3	3	6	11
NE	6	10	13	9	3	10	1	12	6	6	8	3	6	9	2	4	6	9	10
NYJ	11	9	5	2	15	13	15	10	12t	13	2	14	13	1	3	13	9	16	16
PIT	1	1	4	4	1	1	2	1	1	3	1	13	8	8	12	2	10	4	6
<b>TEN</b>	<b>14</b>	<b>12</b>	<b>9</b>	<b>8</b>	<b>16</b>	<b>9</b>	<b>7</b>	<b>16</b>	<b>15</b>	<b>16</b>	<b>9</b>	<b>9</b>	<b>9</b>	<b>16</b>	<b>14</b>	<b>11</b>	<b>14</b>	<b>7</b>	<b>8</b>

- (A) Total Yards per Game
- (B) Yards per Play
- (C) Rushing Yards per Game
- (D) Rushing Yards per Attempt
- (E) Passing Net Yards per Game
- (F) Passing Net Yards per Play
- (G) Passing, Percent Had Intercepted
- (H) Sacks per Pass Play
- (I) First Downs per Game
- (J) Third Down Efficiency
- (K) Fourth Down Efficiency
- (L) Punt Return Average
- (M) Kickoff Return Average
- (N) Gross Punting Average
- (O) Net Punting Average
- (P) Points per Game
- (Q) Field Goal Percentage
- Combined Offense/Defense Rank
- (R) Points per Game Differential
- (S) Net Yards per Game Differential

**WEEK 17 / THROUGH SUNDAY, JANUARY 3, 2021**

**NFC / TEAM/OFFENSE RANK**

Tm	(A)	(B)	(C)	(D)	(E)	(F)	(G)	(H)	(I)	(J)	(K)	(L)	(M)	(N)	(O)	(P)	(Q)
ARI	3	6	3	5	10	10	8	4	2	10	2	14	9	11	10	6	13
ATL	10	11	14	16	2	9	3	7	5	3	7	6	14	16	12	7	4
CAR	12	9	11	11	11	5	14	8	13t	13	11	12	3	4	7	13	10
CHI	14	13	12	10	13	13	12	6	13t	16	5	9	5	7	11	11t	5
DAL	7	12	9	12	3	12	5	10	3	8	12	4	1	9	6	8	8
DET	11	8	16	14	5	7	7	11	10t	6	13	1	4	2	1	9	14
GB	2	1	4	4	4	1	1	2	7	1	4	15	16	12	15	1	1t
LAR	5	10	6	9	7	8	10	3	9	5	14	10	13	10	13	11t	11
MIN	1	2	1	2	8	2	11	12	1	7	10	16	8	14	16	5	16
NO	6	5	2	6	12	4	2	5	4	2	1	3	2	15	4	3	9
NYG	16	15	10	7	16	14	6	15	16	15	3	2	7	13	14	16	3
PHI	13	14	5	1	15	16	16	16	12	14	15	7	11	6	8	15	15
SF	8	7	8	8	6	6	15	9	10t	12	16	5	15	5	5	10	7
SEA	9	4	7	3	9	11	9	14	8	9	8t	8	6	1	2	4	1t
TB	4	3	15	13	1	3	4	1	6	4	8t	11	10	8	9	2	6
WAS	15	16	13	15	14	15	13	13	15	11	6	13	12	3	3	14	12

**NFC / OPPONENT/DEFENSE RANK**

Tm	(A)	(B)	(C)	(D)	(E)	(F)	(G)	(H)	(I)	(J)	(K)	(L)	(M)	(N)	(O)	(P)	(Q)	(R)	(S)
ARI	9	6	12	14	6	4	10	4	12	9	15	9	2	3	4	6	5	6	6
ATL	15	15	5	10	16	14	11	14	14	11	4t	2	10	9	10	12	9	10	14
CAR	10	12	11	15	11	9	16	13	11	16	11	12	4	2	8	11	16	12	9
CHI	7	8	10	7	8	11	13	10	6	5	10	14	3	7	6	8	3t	8	11
DAL	13	13	16	16	7	13	9	11	10	13	6	8	5	8	2	14	10t	14	12
DET	16	16	15	11	14	16	15	15	16	15	12t	3	6	1	1	16	1	16	16
GB	6	11	8t	12	5	7	8	7	7	7t	9	16	11	4	12	7	10t	2	5
LAR	1	1	2	2	1	1	4	1	1	1	3	15	15	15	16	1	7t	5	1
MIN	14	14	14	13	13	15	3	16	13	7t	16	11	12	10	13	15	15	11	8
NO	3	3	3	3	4	3	1	5	5	6	7	1	1	13	3	3	7t	1	2
NYG	8	7	7	6	10	8	12	8	9	12	12t	10	8	14	5	5	10t	13	15
PHI	11	10	13	8	9	12	14	2	8	4	2	5	9	11	11	13	6	15	13
SF	4	4	6	5	3	5	6	12	3	2	14	7	13	16	15	10	14	9	4
SEA	12	9	4	4	15	10	7	9	15	14	4t	6	7	6	7	9	3t	4	10
TB	5	5	1	1	12	6	5	6	4	10	8	13	16	5	9	4	2	3	3
WAS	2	2	8t	9	2	2	2	3	2	3	1	4	14	12	14	2	10t	7	7

- (A) Total Yards per Game
- (B) Yards per Play
- (C) Rushing Yards per Game
- (D) Rushing Yards per Attempt
- (E) Passing Net Yards per Game
- (F) Passing Net Yards per Play
- (G) Passing, Percent Had Intercepted
- (H) Sacks per Pass Play
- (I) First Downs per Game
- (J) Third Down Efficiency
- (K) Fourth Down Efficiency
- (L) Punt Return Average
- (M) Kickoff Return Average
- (N) Gross Punting Average
- (O) Net Punting Average
- (P) Points per Game
- (Q) Field Goal Percentage
- Combined Offense/Defense Rank
- (R) Points per Game Differential
- (S) Net Yards per Game Differential

**WEEK 17 / THROUGH SUNDAY, JANUARY 3, 2021**

**NFL / TEAM/OFFENSE RANK**

Tm	(A)	(B)	(C)	(D)	(E)	(F)	(G)	(H)	(I)	(J)	(K)	(L)	(M)	(N)	(O)	(P)	(Q)
BAL	19	10	1	1	32	21	26	24	24	4	8	16	2	23	8	7	12
BUF	2t	6	20	20	3	4	11	7	1t	1	1t	4	1	1	5	2	17
CIN	29	30	24	27	27	28	12	25	28	30	4	10	9	6	6	29	22t
CLE	16	11	3	5	24	11	7	11	15	7	30	31	14	28	28	14	24
DEN	23	25	13	15	26	25	32	14	30	26	32	2	23	10	12	28	20t
HOU	13	1	31	18	4	1	3	30	25	13	18t	21	27	11	11	18t	13
IND	10	9	11	14	11	9	14	3	10t	22	11	11	5	14	23	9	14
JAC	28	24	28t	11	21	27	23	21	29	18	31	7	24	7	7	30	30
KC	1	2	16	12	1	3	2	4	1t	3	18t	26	4	19	16	6	9
LV	8	8	14	19	7	5	10	9	12	6	3	5	30	27	18	10	6
LAC	9	20	18	30	6	15	6	12	6	9	25	28	15	25	32	18t	29
MIA	22	23	22	29	20	20	20	16	19	27	1t	8	32	22	20	15	10
NE	27	21	4	8	30	23	30	27	23	17	22	1	11	4	1	27	8
NYJ	32	32	23	24	31	31	27	29	32	32	29	19	28	29	29	32	26t
PIT	24t	26	32	32	15	24	8	1	26t	14	23	12	12	17	22	12	4
<b>TEN</b>	<b>2t</b>	<b>4</b>	<b>2</b>	<b>2</b>	<b>23</b>	<b>7</b>	<b>4</b>	<b>10</b>	<b>4t</b>	<b>5</b>	<b>9</b>	<b>14</b>	<b>26</b>	<b>16</b>	<b>19</b>	<b>4</b>	<b>31</b>
ARI	6	14	7	9	17	18	18	8	4t	21	6	29	18	21	21	13	25
ATL	18	19	27	31	5	17	9	17	9	10	14	17	25	32	25	16	5
CAR	21	17	21	22	18	12	28	18	21t	25	20	25	7	8	14	24	19
CHI	26	27	25	21	22	26	24	15	21t	31	12	22	10	13	24	22t	7
DAL	14	22	17	23	8	22	15	20	7	19	21	13	3	18	13	17	16
DET	20	16	30	26	10	14	17	22	17t	15	24	3	8	3	2	20	26t
GB	5	3	8	7	9	2	1	5	13	2	10	30	31	24	30	1	1t
LAR	11	18	10	17	13	16	21	6	16	12	26	23	22	20	26	22t	20t
MIN	4	5	5	4	14	6	22	23	3	16	17	32	17	30	31	11	32
NO	12	13	6	10	19	10	5	13	8	8	5	9	6	31	9	5	18
NYG	31	29	19	13	29	29	16	31	31	29	7	6	16	26	27	31	3
PHI	24t	28	9	3	28	32	31	32	20	28	27	18	20	12	15	26	28
SF	15	15	15	16	12	13	29	19	17t	24	28	15	29	9	10	21	15
SEA	17	12	12	6	16	19	19	28	14	20	15t	20	13	2	3	8	1t
TB	7	7	28t	25	2	8	13	2	10t	11	15t	24	19	15	17	3	11
WAS	30	31	26	28	25	30	25	26	26t	23	13	27	21	5	4	25	22t

Team/Offense Rank

- (A) Total Yards per Game
- (B) Yards per Play
- (C) Rushing Yards per Game
- (D) Rushing Yards per Attempt
- (E) Passing Net Yards per Game
- (F) Passing Net Yards per Play
- (G) Passing, Percent Had Intercepted
- (H) Sacks per Pass Play
- (I) First Downs per Game
- (J) Third Down Efficiency
- (K) Fourth Down Efficiency
- (L) Punt Return Average
- (M) Kickoff Return Average
- (N) Gross Punting Average
- (O) Net Punting Average
- (P) Points per Game
- (Q) Field Goal Percentage

**WEEK 17 / THROUGH SUNDAY, JANUARY 3, 2021**

**NFL / OPPONENT/DEFENSE RANK**

Tm	(A)	(B)	(C)	(D)	(E)	(F)	(G)	(H)	(I)	(J)	(K)	(L)	(M)	(N)	(O)	(P)	(Q)	(R)	(S)
BAL	7	7	8	22	6	4	27	15	16	2	9	4	10	26	16	2	1	1	10
BUF	14	15	17	26	13	9	9	14	17	13	18	17	3	20	10	16	30	5	8
CIN	26	28	29	31	19	25	18	31	15	20	24	6	19	28	21	22	21	28	29
CLE	17	17	9	12	22	16	23	16	18	23	31	20	28	4	12	21	19	16	14
DEN	21	20	25	29	16t	13	25	10	11	15	12	15	31	11	9	25	31	29	26
HOU	30	30	32	32	24	28	32	18	29	29	13	9	8	10	14	27	6	26	27
IND	8	10	2	2	20	19	8	11	8	19	5t	12	12	6	7	10t	10	8	7
JAC	31	31	30	27	27	31	13	30	31	21	27t	11	4	3	1	31	4	31	31
KC	16	18	21	17	14	18	6	20	19t	17	25t	13	22	24	29	10t	2	6	3
LV	25	26	24	24	26	27	26	29	27t	30	32	22	20	15	5	30	9	21	17
LAC	10	16	18	16	9	14	15	23	7	22	27t	31	29	29	27	23	22	20	9
MIA	20	24	16	18	23	24	3	9	12	1	10	29	1	21	6	6	3	11	24
NE	15	22	26	20	8	23	1	25	13	16	16	7	11	19	3	7	8	19	22
NYJ	24	21	12	7	28	26	28	22	27t	24	4	27	24t	2	4	26	11t	32	32
PIT	3	3	11	13	3	2	2	1	2	5	1	24	15	16	20	3	14t	7	12
<b>TEN</b>	<b>28</b>	<b>25</b>	<b>19</b>	<b>19</b>	<b>29</b>	<b>22</b>	<b>12</b>	<b>32</b>	<b>30</b>	<b>32</b>	<b>17</b>	<b>16</b>	<b>17</b>	<b>30</b>	<b>23</b>	<b>24</b>	<b>29</b>	<b>12</b>	<b>16</b>
ARI	13	8	22	25	10	6	20	5	23	12	27t	19	5	7	13	12	14t	13	11
ATL	29	29	6	14	32	29	21	26	25	18	7t	2	21	17	24	19	20	18	25
CAR	18	19	20	28	18	12	31	24	22	31	21	25	7	5	19	18	32	23	18
CHI	11	11	15	9	12	17	24	17	9	8	20	28	6	13	17	14	11t	15	20
DAL	23	23	31	30	11	21	19	19	21	26	11	18	9	14	8	28	23t	25	21
DET	32	32	28	15	30	32	30	27	32	28	22t	3	13	1	2	32	5	30	30
GB	9	14	13t	21	7	10	17	8	10	10t	19	32	23	8	26	13	23t	3	6
LAR	1	1	3	3	1	1	10	2	1	3	5t	30	30	31	32	1	17t	10	1
MIN	27	27	27	23	25	30	7	28	24	10t	30	23	24t	18	28	29	28	22	15
NO	4	4	4	4	5	5	4	6	6	9	14	1	2	25	11	5	17t	2	2
NYG	12	9	10	8	16t	11	22	12	19t	25	22t	21	16	27	15	9	23t	24	28
PHI	19	13	23	10	15	20	29	3	14	7	3	8	18	22	25	20	16	27	23
SF	5	5	7	6	4	7	14	21	4	4	25t	14	26	32	31	17	27	17	5
SEA	22	12	5	5	31	15	16	13	26	27	7t	10	14	12	18	15	11t	9	19
TB	6	6	1	1	21	8	11	7	5	14	15	26	32	9	22	8	7	4	4
WAS	2	2	13t	11	2	2	5	4	3	6	2	5	27	23	30	4	23t	14	13

Opponent/Defense Rank

- (A) Total Yards per Game
  - (B) Yards per Play
  - (C) Rushing Yards per Game
  - (D) Rushing Yards per Attempt
  - (E) Passing Net Yards per Game
  - (F) Passing Net Yards per Play
  - (G) Passing, Percent Had Intercepted
  - (H) Sacks per Pass Play
  - (I) First Downs per Game
  - (J) Third Down Efficiency
  - (K) Fourth Down Efficiency
  - (L) Punt Return Average
  - (M) Kickoff Return Average
  - (N) Gross Punting Average
  - (O) Net Punting Average
  - (P) Points per Game
  - (Q) Field Goal Percentage
- Combined Offense/Defense Rank
- (R) Points per Game Differential
  - (S) Net Yards per Game Differential

**WEEK 17 / THROUGH SUNDAY, JANUARY 3, 2021****AFC / TOTAL OFFENSE**

Rank	Team	Total	Rushing	Passing	Total	Rushing	Passing
1)	Kansas City	6653	1799	4854	415.8	112.4	303.4
2t)	Buffalo	6343	1723	4620	396.4	107.7	288.8
<b>2t)</b>	<b>Tennessee</b>	<b>6343</b>	<b>2690</b>	<b>3653</b>	<b>396.4</b>	<b>168.1</b>	<b>228.3</b>
4)	Las Vegas	6133	1916	4217	383.3	119.8	263.6
5)	L.A. Chargers	6113	1784	4329	382.1	111.5	270.6
6)	Indianapolis	6049	1996	4053	378.1	124.8	253.3
7)	Houston	6004	1466	4538	375.3	91.6	283.6
8)	Cleveland	5913	2374	3539	369.6	148.4	221.2
9)	Baltimore	5810	3071	2739	363.1	191.9	171.2
10)	Miami	5424	1688	3736	339.0	105.5	233.5
11)	Denver	5369	1918	3451	335.6	119.9	215.7
12)	Pittsburgh	5354	1351	4003	334.6	84.4	250.2
13)	New England	5236	2346	2890	327.3	146.6	180.6
14)	Jacksonville	5218	1519	3699	326.1	94.9	231.2
15)	Cincinnati	5116	1668	3448	319.8	104.3	215.5
16)	N.Y. Jets	4479	1683	2796	279.9	105.2	174.8

**AFC / TOTAL DEFENSE**

Rank	Team	Total	Rushing	Passing	Total	Rushing	Passing
1)	Pittsburgh	4893	1783	3110	305.8	111.4	194.4
2)	Baltimore	5276	1740	3536	329.8	108.8	221.0
3)	Indianapolis	5314	1448	3866	332.1	90.5	241.6
4)	L.A. Chargers	5495	1917	3578	343.4	119.8	223.6
5)	Buffalo	5640	1914	3726	352.5	119.6	232.9
6)	New England	5660	2103	3557	353.8	131.4	222.3
7)	Kansas City	5733	1954	3779	358.3	122.1	236.2
8)	Cleveland	5735	1773	3962	358.4	110.8	247.6
9)	Miami	5886	1862	4024	367.9	116.4	251.5
10)	Denver	5887	2080	3807	367.9	130.0	237.9
11)	N.Y. Jets	6201	1792	4409	387.6	112.0	275.6
12)	Las Vegas	6225	2013	4212	389.1	125.8	263.3
13)	Cincinnati	6227	2368	3859	389.2	148.0	241.2
<b>14)</b>	<b>Tennessee</b>	<b>6372</b>	<b>1933</b>	<b>4439</b>	<b>398.3</b>	<b>120.8</b>	<b>277.4</b>
15)	Houston	6668	2564	4104	416.8	160.3	256.5
16)	Jacksonville	6683	2452	4231	417.7	153.3	264.4

**WEEK 17 / THROUGH SUNDAY, JANUARY 3, 2021****NFC / TOTAL OFFENSE**

Rank	Team	Total	Rushing	Passing	Total	Rushing	Passing
1)	Minnesota	6292	2283	4009	393.3	142.7	250.6
2)	Green Bay	6224	2118	4106	389.0	132.4	256.6
3)	Arizona	6153	2237	3916	384.6	139.8	244.8
4)	Tampa Bay	6145	1519	4626	384.1	94.9	289.1
5)	L.A. Rams	6032	2018	4014	377.0	126.1	250.9
6)	New Orleans	6023	2265	3758	376.4	141.6	234.9
7)	Dallas	5949	1788	4161	371.8	111.8	260.1
8)	San Francisco	5922	1889	4033	370.1	118.1	252.1
9)	Seattle	5912	1971	3941	369.5	123.2	246.3
10)	Atlanta	5895	1532	4363	368.4	95.8	272.7
11)	Detroit	5603	1499	4104	350.2	93.7	256.5
12)	Carolina	5592	1704	3888	349.5	106.5	243.0
13)	Philadelphia	5354	2027	3327	334.6	126.7	207.9
14)	Chicago	5302	1647	3655	331.4	102.9	228.4
15)	Washington	5076	1611	3465	317.3	100.7	216.6
16)	N.Y. Giants	4794	1768	3026	299.6	110.5	189.1

**NFC / TOTAL DEFENSE**

Rank	Team	Total	Rushing	Passing	Total	Rushing	Passing
1)	L.A. Rams	4511	1460	3051	281.9	91.3	190.7
2)	Washington	4873	1805	3068	304.6	112.8	191.8
3)	New Orleans	4974	1502	3472	310.9	93.9	217.0
4)	San Francisco	5030	1703	3327	314.4	106.4	207.9
5)	Tampa Bay	5234	1289	3945	327.1	80.6	246.6
6)	Green Bay	5344	1805	3539	334.0	112.8	221.2
7)	Chicago	5519	1814	3705	344.9	113.4	231.6
8)	N.Y. Giants	5589	1782	3807	349.3	111.4	237.9
9)	Arizona	5631	2008	3623	351.9	125.5	226.4
10)	Carolina	5761	1936	3825	360.1	121.0	239.1
11)	Philadelphia	5810	2012	3798	363.1	125.8	237.4
12)	Seattle	6089	1529	4560	380.6	95.6	285.0
13)	Dallas	6183	2541	3642	386.4	158.8	227.6
14)	Minnesota	6292	2151	4141	393.3	134.4	258.8
15)	Atlanta	6374	1677	4697	398.4	104.8	293.6
16)	Detroit	6716	2158	4558	419.8	134.9	284.9

**WEEK 17 / THROUGH SUNDAY, JANUARY 3, 2021**

**NFL / TOTAL OFFENSE**

Rank	Team	Total	Rushing	Passing	Total	Rushing	Passing
1)	Kansas City	6653	1799	4854	415.8	112.4	303.4
2t)	Buffalo	6343	1723	4620	396.4	107.7	288.8
<b>2t)</b>	<b>Tennessee</b>	<b>6343</b>	<b>2690</b>	<b>3653</b>	<b>396.4</b>	<b>168.1</b>	<b>228.3</b>
4)	Minnesota	6292	2283	4009	393.3	142.7	250.6
5)	Green Bay	6224	2118	4106	389.0	132.4	256.6
6)	Arizona	6153	2237	3916	384.6	139.8	244.8
7)	Tampa Bay	6145	1519	4626	384.1	94.9	289.1
8)	Las Vegas	6133	1916	4217	383.3	119.8	263.6
9)	L.A. Chargers	6113	1784	4329	382.1	111.5	270.6
10)	Indianapolis	6049	1996	4053	378.1	124.8	253.3
11)	L.A. Rams	6032	2018	4014	377.0	126.1	250.9
12)	New Orleans	6023	2265	3758	376.4	141.6	234.9
13)	Houston	6004	1466	4538	375.3	91.6	283.6
14)	Dallas	5949	1788	4161	371.8	111.8	260.1
15)	San Francisco	5922	1889	4033	370.1	118.1	252.1
16)	Cleveland	5913	2374	3539	369.6	148.4	221.2
17)	Seattle	5912	1971	3941	369.5	123.2	246.3
18)	Atlanta	5895	1532	4363	368.4	95.8	272.7
19)	Baltimore	5810	3071	2739	363.1	191.9	171.2
20)	Detroit	5603	1499	4104	350.2	93.7	256.5
21)	Carolina	5592	1704	3888	349.5	106.5	243.0
22)	Miami	5424	1688	3736	339.0	105.5	233.5
23)	Denver	5369	1918	3451	335.6	119.9	215.7
24t)	Pittsburgh	5354	1351	4003	334.6	84.4	250.2
24t)	Philadelphia	5354	2027	3327	334.6	126.7	207.9
26)	Chicago	5302	1647	3655	331.4	102.9	228.4
27)	New England	5236	2346	2890	327.3	146.6	180.6
28)	Jacksonville	5218	1519	3699	326.1	94.9	231.2
29)	Cincinnati	5116	1668	3448	319.8	104.3	215.5
30)	Washington	5076	1611	3465	317.3	100.7	216.6
31)	N.Y. Giants	4794	1768	3026	299.6	110.5	189.1
32)	N.Y. Jets	4479	1683	2796	279.9	105.2	174.8

**NFL / TOTAL DEFENSE**

Rank	Team	Total	Rushing	Passing	Total	Rushing	Passing
1)	L.A. Rams	4511	1460	3051	281.9	91.3	190.7
2)	Washington	4873	1805	3068	304.6	112.8	191.8
3)	Pittsburgh	4893	1783	3110	305.8	111.4	194.4
4)	New Orleans	4974	1502	3472	310.9	93.9	217.0
5)	San Francisco	5030	1703	3327	314.4	106.4	207.9
6)	Tampa Bay	5234	1289	3945	327.1	80.6	246.6
7)	Baltimore	5276	1740	3536	329.8	108.8	221.0
8)	Indianapolis	5314	1448	3866	332.1	90.5	241.6
9)	Green Bay	5344	1805	3539	334.0	112.8	221.2
10)	L.A. Chargers	5495	1917	3578	343.4	119.8	223.6
11)	Chicago	5519	1814	3705	344.9	113.4	231.6
12)	N.Y. Giants	5589	1782	3807	349.3	111.4	237.9
13)	Arizona	5631	2008	3623	351.9	125.5	226.4
14)	Buffalo	5640	1914	3726	352.5	119.6	232.9
15)	New England	5660	2103	3557	353.8	131.4	222.3
16)	Kansas City	5733	1954	3779	358.3	122.1	236.2
17)	Cleveland	5735	1773	3962	358.4	110.8	247.6
18)	Carolina	5761	1936	3825	360.1	121.0	239.1
19)	Philadelphia	5810	2012	3798	363.1	125.8	237.4
20)	Miami	5886	1862	4024	367.9	116.4	251.5
21)	Denver	5887	2080	3807	367.9	130.0	237.9
22)	Seattle	6089	1529	4560	380.6	95.6	285.0
23)	Dallas	6183	2541	3642	386.4	158.8	227.6
24)	N.Y. Jets	6201	1792	4409	387.6	112.0	275.6
25)	Las Vegas	6225	2013	4212	389.1	125.8	263.3
26)	Cincinnati	6227	2368	3859	389.2	148.0	241.2
27)	Minnesota	6292	2151	4141	393.3	134.4	258.8
<b>28)</b>	<b>Tennessee</b>	<b>6372</b>	<b>1933</b>	<b>4439</b>	<b>398.3</b>	<b>120.8</b>	<b>277.4</b>
29)	Atlanta	6374	1677	4697	398.4	104.8	293.6
30)	Houston	6668	2564	4104	416.8	160.3	256.5
31)	Jacksonville	6683	2452	4231	417.7	153.3	264.4
32)	Detroit	6716	2158	4558	419.8	134.9	284.9

**WEEK 17 / THROUGH SUNDAY, JANUARY 3, 2021**

**AFC / TAKEAWAYS, GIVEAWAYS**

Rank	Team	TAKEAWAYS			GIVEAWAYS			Net Diff
		Int	Fum	Total	Int	Fum	Total	
<b>1)</b>	<b>Tennessee</b>	<b>15</b>	<b>8</b>	<b>23</b>	<b>7</b>	<b>5</b>	<b>12</b>	<b>= +11</b>
2)	Indianapolis	15	10	25	11	4	15	= +10
3t)	Miami	18	11	29	13	7	20	= +9
3t)	Pittsburgh	18	9	27	11	7	18	= +9
5)	Kansas City	16	6	22	7	9	16	= +6
6)	Cleveland	11	10	21	8	8	16	= +5
7t)	Baltimore	10	12	22	11	7	18	= +4
7t)	Buffalo	15	11	26	11	11	22	= +4
9t)	L.A. Chargers	12	7	19	10	6	16	= +3
9t)	New England	18	4	22	14	5	19	= +3
11)	N.Y. Jets	10	9	19	14	5	19	= 0
12)	Cincinnati	11	6	17	11	13	24	= -7
13)	Jacksonville	12	5	17	16	9	25	= -8
14)	Houston	3	6	9	7	11	18	= -9
15)	Las Vegas	10	5	15	10	16	26	= -11
16)	Denver	10	6	16	23	9	32	= -16
	<b>Totals</b>	<b>204</b>	<b>125</b>	<b>329</b>	<b>184</b>	<b>132</b>	<b>316</b>	<b>= +13</b>

**NFC / TAKEAWAYS, GIVEAWAYS**

Rank	Team	TAKEAWAYS			GIVEAWAYS			Net Diff
		Int	Fum	Total	Int	Fum	Total	
1)	New Orleans	18	8	26	8	9	17	= +9
2)	Tampa Bay	15	10	25	12	5	17	= +8
3)	Green Bay	11	7	18	5	6	11	= +7
4)	Seattle	14	8	22	13	5	18	= +4
5)	Atlanta	12	9	21	11	7	18	= +3
6)	Carolina	7	15	22	16	5	21	= +1
7t)	Arizona	11	10	21	13	8	21	= 0
7t)	N.Y. Giants	11	11	22	11	11	22	= 0
9)	Minnesota	15	7	22	13	10	23	= -1
10t)	Dallas	10	13	23	13	13	26	= -3
10t)	L.A. Rams	14	8	22	14	11	25	= -3
12t)	Chicago	10	8	18	16	6	22	= -4
12t)	Washington	16	7	23	16	11	27	= -4
14)	Detroit	7	5	12	13	8	21	= -9
15)	Philadelphia	8	11	19	20	9	29	= -10
16)	San Francisco	12	8	20	17	14	31	= -11
	<b>Totals</b>	<b>191</b>	<b>145</b>	<b>336</b>	<b>211</b>	<b>138</b>	<b>349</b>	<b>= -13</b>

**NFL / TAKEAWAYS, GIVEAWAYS**

Rank	Team	TAKEAWAYS			GIVEAWAYS			Net Diff
		Int	Fum	Total	Int	Fum	Total	
<b>1)</b>	<b>Tennessee</b>	<b>15</b>	<b>8</b>	<b>23</b>	<b>7</b>	<b>5</b>	<b>12</b>	<b>= +11</b>
2)	Indianapolis	15	10	25	11	4	15	= +10
3t)	Miami	18	11	29	13	7	20	= +9
3t)	Pittsburgh	18	9	27	11	7	18	= +9
3t)	New Orleans	18	8	26	8	9	17	= +9
6)	Tampa Bay	15	10	25	12	5	17	= +8
7)	Green Bay	11	7	18	5	6	11	= +7
8)	Kansas City	16	6	22	7	9	16	= +6
9)	Cleveland	11	10	21	8	8	16	= +5
10t)	Baltimore	10	12	22	11	7	18	= +4
10t)	Buffalo	15	11	26	11	11	22	= +4
10t)	Seattle	14	8	22	13	5	18	= +4
13t)	L.A. Chargers	12	7	19	10	6	16	= +3
13t)	New England	18	4	22	14	5	19	= +3
13t)	Atlanta	12	9	21	11	7	18	= +3
16)	Carolina	7	15	22	16	5	21	= +1
17t)	N.Y. Jets	10	9	19	14	5	19	= 0
17t)	Arizona	11	10	21	13	8	21	= 0
17t)	N.Y. Giants	11	11	22	11	11	22	= 0
20)	Minnesota	15	7	22	13	10	23	= -1
21t)	Dallas	10	13	23	13	13	26	= -3
21t)	L.A. Rams	14	8	22	14	11	25	= -3
23t)	Chicago	10	8	18	16	6	22	= -4
23t)	Washington	16	7	23	16	11	27	= -4
25)	Cincinnati	11	6	17	11	13	24	= -7
26)	Jacksonville	12	5	17	16	9	25	= -8
27t)	Houston	3	6	9	7	11	18	= -9
27t)	Detroit	7	5	12	13	8	21	= -9
29)	Philadelphia	8	11	19	20	9	29	= -10
30t)	Las Vegas	10	5	15	10	16	26	= -11
30t)	San Francisco	12	8	20	17	14	31	= -11
32)	Denver	10	6	16	23	9	32	= -16
	<b>Totals</b>	<b>395</b>	<b>270</b>	<b>665</b>	<b>395</b>	<b>270</b>	<b>665</b>	<b>= 0</b>



WEEK 17 / THROUGH SUNDAY, JANUARY 3, 2021

**AFC / TEAM/OFFENSE INSIDE THE 20**

<b>Rank</b>	<b>Team</b>	<b>Poss</b>	<b>Pts</b>	<b>TD</b>	<b>TD%</b>	<b>FG</b>	<b>Score</b>	<b>Score%</b>
<b>1)</b>	<b>Tennessee</b>	<b>64</b>	<b>355</b>	<b>48</b>	<b>75.0</b>	<b>7</b>	<b>55</b>	<b>85.9</b>
2)	Cleveland	53	296	39	73.6	9	48	90.6
3)	Pittsburgh	52	264	33	63.5	12	45	86.5
4)	Baltimore	60	305	38	63.3	13	51	85.0
5)	Buffalo	68	343	42	61.8	17	59	86.8
6)	Kansas City	59	303	36	61.0	18	54	91.5
7)	Jacksonville	45	212	27	60.0	10	37	82.2
8t)	Indianapolis	60	301	35	58.3	19	54	90.0
8t)	Miami	60	301	35	58.3	18	53	88.3
10)	L.A. Chargers	56	268	32	57.1	16	48	85.7
11)	Las Vegas	59	296	32	54.2	24	56	94.9
12)	New England	48	217	26	54.2	13	39	81.3
13)	Houston	50	240	27	54.0	18	45	90.0
14)	Denver	45	199	24	53.3	12	36	80.0
15)	Cincinnati	48	212	24	50.0	15	39	81.3
16)	N.Y. Jets	38	148	16	42.1	13	29	76.3

**AFC / OPPONENTS/DEFENSE INSIDE THE 20**

<b>Rank</b>	<b>Team</b>	<b>Poss</b>	<b>Pts</b>	<b>TD</b>	<b>TD%</b>	<b>FG</b>	<b>Score</b>	<b>Score%</b>
1)	Denver	61	281	29	47.5	27	56	91.8
2)	Pittsburgh	45	211	25	55.6	12	37	82.2
3)	Miami	47	218	27	57.4	10	37	78.7
4)	L.A. Chargers	55	270	32	58.2	17	49	89.1
5)	N.Y. Jets	60	283	36	60.0	11	47	78.3
6)	Cleveland	61	301	37	60.7	15	52	85.2
7)	Indianapolis	52	256	32	61.5	10	42	80.8
8)	Las Vegas	68	356	42	61.8	22	64	94.1
9)	Baltimore	45	228	28	62.2	11	39	86.7
10t)	Houston	63	327	40	63.5	16	56	88.9
10t)	Jacksonville	63	325	40	63.5	16	56	88.9
12)	Cincinnati	58	310	37	63.8	18	55	94.8
13)	New England	49	260	32	65.3	12	44	89.8
14)	Buffalo	58	303	38	65.5	13	51	87.9
<b>15)</b>	<b>Tennessee</b>	<b>65</b>	<b>346</b>	<b>45</b>	<b>69.2</b>	<b>13</b>	<b>58</b>	<b>89.2</b>
16)	Kansas City	47	267	36	76.6	6	42	89.4

**WEEK 17 / THROUGH SUNDAY, JANUARY 3, 2021****NFC / TEAM/OFFENSE INSIDE THE 20**

Rank	Team	Poss	Pts	TD	TD%	FG	Score	Score%
1)	Green Bay	60	355	48	80.0	7	55	91.7
2)	Seattle	56	310	41	73.2	9	50	89.3
3)	New Orleans	68	384	49	72.1	14	63	92.6
4)	Minnesota	59	318	42	71.2	9	51	86.4
5)	Tampa Bay	61	338	42	68.9	16	58	95.1
6)	San Francisco	55	285	37	67.3	10	47	85.5
7)	Detroit	53	276	35	66.0	11	46	86.8
8)	Arizona	58	300	38	65.5	12	50	86.2
9)	Philadelphia	46	211	28	60.9	6	34	73.9
10)	L.A. Rams	57	279	33	57.9	17	50	87.7
11)	Washington	47	221	27	57.4	12	39	83.0
12)	Chicago	55	271	31	56.4	18	49	89.1
13)	Atlanta	58	275	31	53.4	21	52	89.7
14)	Carolina	57	254	29	50.9	18	47	82.5
15)	Dallas	54	242	27	50.0	18	45	83.3
16)	N.Y. Giants	41	177	19	46.3	15	34	82.9

**NFC / OPPONENTS/DEFENSE INSIDE THE 20**

Rank	Team	Poss	Pts	TD	TD%	FG	Score	Score%
1)	N.Y. Giants	59	266	30	50.8	21	51	86.4
2)	Arizona	56	246	29	51.8	16	45	80.4
3)	Washington	43	199	23	53.5	13	36	83.7
4)	Chicago	53	256	29	54.7	19	48	90.6
5)	Green Bay	52	267	30	57.7	18	48	92.3
6)	San Francisco	45	228	26	57.8	16	42	93.3
7)	Minnesota	58	282	34	58.6	16	50	86.2
8)	L.A. Rams	46	218	27	58.7	10	37	80.4
9)	Dallas	55	276	34	61.8	13	47	85.5
10)	Seattle	56	269	35	62.5	11	46	82.1
11)	Tampa Bay	51	258	32	62.7	12	44	86.3
12)	Carolina	57	303	36	63.2	18	54	94.7
13)	Atlanta	56	280	36	64.3	10	46	82.1
14)	Philadelphia	51	255	33	64.7	9	42	82.4
15)	New Orleans	50	260	34	68.0	8	42	84.0
16)	Detroit	65	351	47	72.3	8	55	84.6

**WEEK 17 / THROUGH SUNDAY, JANUARY 3, 2021**

**NFL / TEAM/OFFENSE INSIDE THE 20**

Rank	Team	Poss	Pts	TD	TD%	FG	Score	Score%
1)	Green Bay	60	355	48	80.0	7	55	91.7
<b>2)</b>	<b>Tennessee</b>	<b>64</b>	<b>355</b>	<b>48</b>	<b>75.0</b>	<b>7</b>	<b>55</b>	<b>85.9</b>
3)	Cleveland	53	296	39	73.6	9	48	90.6
4)	Seattle	56	310	41	73.2	9	50	89.3
5)	New Orleans	68	384	49	72.1	14	63	92.6
6)	Minnesota	59	318	42	71.2	9	51	86.4
7)	Tampa Bay	61	338	42	68.9	16	58	95.1
8)	San Francisco	55	285	37	67.3	10	47	85.5
9)	Detroit	53	276	35	66.0	11	46	86.8
10)	Arizona	58	300	38	65.5	12	50	86.2
11)	Pittsburgh	52	264	33	63.5	12	45	86.5
12)	Baltimore	60	305	38	63.3	13	51	85.0
13)	Buffalo	68	343	42	61.8	17	59	86.8
14)	Kansas City	59	303	36	61.0	18	54	91.5
15)	Philadelphia	46	211	28	60.9	6	34	73.9
16)	Jacksonville	45	212	27	60.0	10	37	82.2
17t)	Indianapolis	60	301	35	58.3	19	54	90.0
17t)	Miami	60	301	35	58.3	18	53	88.3
19)	L.A. Rams	57	279	33	57.9	17	50	87.7
20)	Washington	47	221	27	57.4	12	39	83.0
21)	L.A. Chargers	56	268	32	57.1	16	48	85.7
22)	Chicago	55	271	31	56.4	18	49	89.1
23)	Las Vegas	59	296	32	54.2	24	56	94.9
24)	New England	48	217	26	54.2	13	39	81.3
25)	Houston	50	240	27	54.0	18	45	90.0
26)	Atlanta	58	275	31	53.4	21	52	89.7
27)	Denver	45	199	24	53.3	12	36	80.0
28)	Carolina	57	254	29	50.9	18	47	82.5
29t)	Cincinnati	48	212	24	50.0	15	39	81.3
29t)	Dallas	54	242	27	50.0	18	45	83.3
31)	N.Y. Giants	41	177	19	46.3	15	34	82.9
32)	N.Y. Jets	38	148	16	42.1	13	29	76.3

**NFL / OPPONENTS/DEFENSE INSIDE THE 20**

Rank	Team	Poss	Pts	TD	TD%	FG	Score	Score%
1)	Denver	61	281	29	47.5	27	56	91.8
2)	N.Y. Giants	59	266	30	50.8	21	51	86.4
3)	Arizona	56	246	29	51.8	16	45	80.4
4)	Washington	43	199	23	53.5	13	36	83.7
5)	Chicago	53	256	29	54.7	19	48	90.6
6)	Pittsburgh	45	211	25	55.6	12	37	82.2
7)	Miami	47	218	27	57.4	10	37	78.7
8)	Green Bay	52	267	30	57.7	18	48	92.3
9)	San Francisco	45	228	26	57.8	16	42	93.3
10)	L.A. Chargers	55	270	32	58.2	17	49	89.1
11)	Minnesota	58	282	34	58.6	16	50	86.2
12)	L.A. Rams	46	218	27	58.7	10	37	80.4
13)	N.Y. Jets	60	283	36	60.0	11	47	78.3
14)	Cleveland	61	301	37	60.7	15	52	85.2
15)	Indianapolis	52	256	32	61.5	10	42	80.8
16)	Dallas	55	276	34	61.8	13	47	85.5
17)	Las Vegas	68	356	42	61.8	22	64	94.1
18)	Baltimore	45	228	28	62.2	11	39	86.7
19)	Seattle	56	269	35	62.5	11	46	82.1
20)	Tampa Bay	51	258	32	62.7	12	44	86.3
21)	Carolina	57	303	36	63.2	18	54	94.7
22t)	Houston	63	327	40	63.5	16	56	88.9
22t)	Jacksonville	63	325	40	63.5	16	56	88.9
24)	Cincinnati	58	310	37	63.8	18	55	94.8
25)	Atlanta	56	280	36	64.3	10	46	82.1
26)	Philadelphia	51	255	33	64.7	9	42	82.4
27)	New England	49	260	32	65.3	12	44	89.8
28)	Buffalo	58	303	38	65.5	13	51	87.9
29)	New Orleans	50	260	34	68.0	8	42	84.0
<b>30)</b>	<b>Tennessee</b>	<b>65</b>	<b>346</b>	<b>45</b>	<b>69.2</b>	<b>13</b>	<b>58</b>	<b>89.2</b>
31)	Detroit	65	351	47	72.3	8	55	84.6
32)	Kansas City	47	267	36	76.6	6	42	89.4

**WEEK 17 / THROUGH SUNDAY, JANUARY 3, 2021**

**AFC / OFFENSE/TEAMS: FIRST DOWNS, THIRD DOWNS, FOURTH DOWNS**

Rank	Team	FIRST DOWNS				THIRD DOWNS			FOURTH DOWNS		
		Total	Rush	Pass	Pen	Made	Att	Pct	Made	Att	Pct
1t)	Buffalo	397	119	240	38	93	187	49.7	8	10	80.0
1t)	Kansas City	397	110	255	32	95	194	49.0	9	16	56.3
<b>3)</b>	<b>Tennessee</b>	<b>381</b>	<b>142</b>	<b>203</b>	<b>36</b>	<b>84</b>	<b>182</b>	<b>46.2</b>	<b>10</b>	<b>16</b>	<b>62.5</b>
4)	L.A. Chargers	373	111	226	36	99	224	44.2	12	25	48.0
5)	Indianapolis	364	129	201	34	78	197	39.6	16	26	61.5
6)	Las Vegas	359	121	206	32	91	198	46.0	16	21	76.2
7)	Cleveland	355	133	195	27	88	196	44.9	8	24	33.3
8)	Miami	345	100	207	38	78	202	38.6	8	10	80.0
9)	New England	332	143	157	32	76	186	40.9	9	17	52.9
10)	Baltimore	327	166	142	19	101	207	48.8	12	19	63.2
11)	Houston	326	83	222	21	83	193	43.0	9	16	56.3
12)	Pittsburgh	322	81	206	35	97	230	42.2	10	19	52.6
13)	Cincinnati	318	92	201	25	77	213	36.2	19	27	70.4
14)	Jacksonville	310	80	205	25	84	207	40.6	7	26	26.9
15)	Denver	308	94	176	38	82	212	38.7	4	15	26.7
16)	N.Y. Jets	269	94	146	29	70	206	34.0	7	18	38.9
	<b>Totals</b>	<b>5483</b>	<b>1798</b>	<b>3188</b>	<b>497</b>	<b>1376</b>	<b>3234</b>	<b>42.5</b>	<b>164</b>	<b>305</b>	<b>53.8</b>

**AFC / DEFENSE/OPPONENTS: FIRST DOWNS, THIRD DOWNS, FOURTH DOWNS**

Rank	Team	FIRST DOWNS				THIRD DOWNS			FOURTH DOWNS		
		Total	Rush	Pass	Pen	Made	Att	Pct	Made	Att	Pct
1)	Pittsburgh	281	94	163	24	83	222	37.4	5	20	25.0
2)	L.A. Chargers	324	112	186	26	89	204	43.6	10	15	66.7
3)	Indianapolis	329	94	203	32	86	203	42.4	6	14	42.9
4)	Denver	333	106	201	26	88	219	40.2	7	14	50.0
5)	Miami	336	113	193	30	58	186	31.2	12	26	46.2
6)	New England	339	131	187	21	76	186	40.9	9	16	56.3
7)	Cincinnati	343	126	192	25	91	210	43.3	10	16	62.5
8)	Baltimore	347	96	213	38	65	191	34.0	16	35	45.7
9)	Buffalo	351	125	199	27	76	191	39.8	11	19	57.9
10)	Cleveland	352	116	214	22	90	205	43.9	22	27	81.5
11)	Kansas City	353	113	202	38	77	188	41.0	13	20	65.0
12t)	Las Vegas	381	114	223	44	100	205	48.8	14	17	82.4
12t)	N.Y. Jets	381	100	235	46	90	202	44.6	5	12	41.7
14)	Houston	390	145	222	23	96	202	47.5	11	21	52.4
<b>15)</b>	<b>Tennessee</b>	<b>391</b>	<b>113</b>	<b>247</b>	<b>31</b>	<b>111</b>	<b>214</b>	<b>51.9</b>	<b>15</b>	<b>26</b>	<b>57.7</b>
16)	Jacksonville	394	140	210	44	86	198	43.4	12	18	66.7
	<b>Totals</b>	<b>5625</b>	<b>1838</b>	<b>3290</b>	<b>497</b>	<b>1362</b>	<b>3226</b>	<b>42.2</b>	<b>178</b>	<b>316</b>	<b>56.3</b>

**WEEK 17 / THROUGH SUNDAY, JANUARY 3, 2021**

**NFC / OFFENSE/TEAMS: FIRST DOWNS, THIRD DOWNS, FOURTH DOWNS**

Rank	Team	FIRST DOWNS				THIRD DOWNS			FOURTH DOWNS		
		Total	Rush	Pass	Pen	Made	Att	Pct	Made	Att	Pct
1)	Minnesota	383	139	212	32	74	181	40.9	13	23	56.5
2)	Arizona	381	136	211	34	80	202	39.6	17	25	68.0
3)	Dallas	371	115	231	25	87	215	40.5	17	31	54.8
4)	New Orleans	367	147	199	21	93	208	44.7	11	16	68.8
5)	Atlanta	366	86	243	37	97	221	43.9	15	26	57.7
6)	Tampa Bay	364	82	238	44	83	191	43.5	8	14	57.1
7)	Green Bay	358	114	216	28	89	180	49.4	13	21	61.9
8)	Seattle	356	111	216	29	76	189	40.2	8	14	57.1
9)	L.A. Rams	352	123	206	23	98	226	43.4	8	17	47.1
10t)	Detroit	350	93	220	37	79	192	41.1	10	20	50.0
10t)	San Francisco	350	101	217	32	77	197	39.1	6	15	40.0
12)	Philadelphia	336	114	177	45	82	220	37.3	15	35	42.9
13t)	Carolina	335	110	192	33	76	195	39.0	15	27	55.6
13t)	Chicago	335	93	218	24	71	205	34.6	17	28	60.7
15)	Washington	322	108	184	30	88	225	39.1	11	19	57.9
16)	N.Y. Giants	297	91	178	28	72	198	36.4	14	22	63.6
	<b>Totals</b>	<b>5623</b>	<b>1763</b>	<b>3358</b>	<b>502</b>	<b>1322</b>	<b>3245</b>	<b>40.7</b>	<b>198</b>	<b>353</b>	<b>56.1</b>

**NFC / DEFENSE/OPPONENTS: FIRST DOWNS, THIRD DOWNS, FOURTH DOWNS**

Rank	Team	FIRST DOWNS				THIRD DOWNS			FOURTH DOWNS		
		Total	Rush	Pass	Pen	Made	Att	Pct	Made	Att	Pct
1)	L.A. Rams	280	91	170	19	74	209	35.4	9	21	42.9
2)	Washington	289	100	161	28	81	216	37.5	9	24	37.5
3)	San Francisco	311	102	176	33	71	200	35.5	13	20	65.0
4)	Tampa Bay	319	78	215	26	82	205	40.0	14	25	56.0
5)	New Orleans	320	85	185	50	79	207	38.2	16	30	53.3
6)	Chicago	331	104	190	37	80	210	38.1	13	22	59.1
7)	Green Bay	332	119	184	29	73	185	39.5	14	24	58.3
8)	Philadelphia	340	98	209	33	80	211	37.9	7	18	38.9
9)	N.Y. Giants	353	115	215	23	91	204	44.6	11	18	61.1
10)	Dallas	359	142	180	37	98	209	46.9	10	21	47.6
11)	Carolina	360	114	211	35	98	199	49.2	6	10	60.0
12)	Arizona	363	118	207	38	80	202	39.6	14	21	66.7
13)	Minnesota	366	136	208	22	73	185	39.5	17	24	70.8
14)	Atlanta	367	97	239	31	80	195	41.0	10	23	43.5
15)	Seattle	376	97	253	26	105	223	47.1	10	23	43.5
16)	Detroit	415	127	253	35	91	193	47.2	11	18	61.1
	<b>Totals</b>	<b>5481</b>	<b>1723</b>	<b>3256</b>	<b>502</b>	<b>1336</b>	<b>3253</b>	<b>41.1</b>	<b>184</b>	<b>342</b>	<b>53.8</b>

WEEK 17 / THROUGH SUNDAY, JANUARY 3, 2021

NFL / OFFENSE/TEAMS: FIRST DOWNS, THIRD DOWNS, FOURTH DOWNS

Rank	Team	FIRST DOWNS				THIRD DOWNS			FOURTH DOWNS		
		Total	Rush	Pass	Pen	Made	Att	Pct	Made	Att	Pct
1t)	Buffalo	397	119	240	38	93	187	49.7	8	10	80.0
1t)	Kansas City	397	110	255	32	95	194	49.0	9	16	56.3
3)	Minnesota	383	139	212	32	74	181	40.9	13	23	56.5
<b>4t)</b>	<b>Tennessee</b>	<b>381</b>	<b>142</b>	<b>203</b>	<b>36</b>	<b>84</b>	<b>182</b>	<b>46.2</b>	<b>10</b>	<b>16</b>	<b>62.5</b>
4t)	Arizona	381	136	211	34	80	202	39.6	17	25	68.0
6)	L.A. Chargers	373	111	226	36	99	224	44.2	12	25	48.0
7)	Dallas	371	115	231	25	87	215	40.5	17	31	54.8
8)	New Orleans	367	147	199	21	93	208	44.7	11	16	68.8
9)	Atlanta	366	86	243	37	97	221	43.9	15	26	57.7
10t)	Indianapolis	364	129	201	34	78	197	39.6	16	26	61.5
10t)	Tampa Bay	364	82	238	44	83	191	43.5	8	14	57.1
12)	Las Vegas	359	121	206	32	91	198	46.0	16	21	76.2
13)	Green Bay	358	114	216	28	89	180	49.4	13	21	61.9
14)	Seattle	356	111	216	29	76	189	40.2	8	14	57.1
15)	Cleveland	355	133	195	27	88	196	44.9	8	24	33.3
16)	L.A. Rams	352	123	206	23	98	226	43.4	8	17	47.1
17t)	Detroit	350	93	220	37	79	192	41.1	10	20	50.0
17t)	San Francisco	350	101	217	32	77	197	39.1	6	15	40.0
19)	Miami	345	100	207	38	78	202	38.6	8	10	80.0
20)	Philadelphia	336	114	177	45	82	220	37.3	15	35	42.9
21t)	Carolina	335	110	192	33	76	195	39.0	15	27	55.6
21t)	Chicago	335	93	218	24	71	205	34.6	17	28	60.7
23)	New England	332	143	157	32	76	186	40.9	9	17	52.9
24)	Baltimore	327	166	142	19	101	207	48.8	12	19	63.2
25)	Houston	326	83	222	21	83	193	43.0	9	16	56.3
26t)	Pittsburgh	322	81	206	35	97	230	42.2	10	19	52.6
26t)	Washington	322	108	184	30	88	225	39.1	11	19	57.9
28)	Cincinnati	318	92	201	25	77	213	36.2	19	27	70.4
29)	Jacksonville	310	80	205	25	84	207	40.6	7	26	26.9
30)	Denver	308	94	176	38	82	212	38.7	4	15	26.7
31)	N.Y. Giants	297	91	178	28	72	198	36.4	14	22	63.6
32)	N.Y. Jets	269	94	146	29	70	206	34.0	7	18	38.9
	<b>Totals</b>	<b>11106</b>	<b>3561</b>	<b>6546</b>	<b>999</b>	<b>2698</b>	<b>6479</b>	<b>41.6</b>	<b>362</b>	<b>658</b>	<b>55.0</b>

NFL / DEFENSE/OPPONENTS: FIRST DOWNS, THIRD DOWNS, FOURTH DOWNS

Rank	Team	FIRST DOWNS				THIRD DOWNS			FOURTH DOWNS		
		Total	Rush	Pass	Pen	Made	Att	Pct	Made	Att	Pct
1)	L.A. Rams	280	91	170	19	74	209	35.4	9	21	42.9
2)	Pittsburgh	281	94	163	24	83	222	37.4	5	20	25.0
3)	Washington	289	100	161	28	81	216	37.5	9	24	37.5
4)	San Francisco	311	102	176	33	71	200	35.5	13	20	65.0
5)	Tampa Bay	319	78	215	26	82	205	40.0	14	25	56.0
6)	New Orleans	320	85	185	50	79	207	38.2	16	30	53.3
7)	L.A. Chargers	324	112	186	26	89	204	43.6	10	15	66.7
8)	Indianapolis	329	94	203	32	86	203	42.4	6	14	42.9
9)	Chicago	331	104	190	37	80	210	38.1	13	22	59.1
10)	Green Bay	332	119	184	29	73	185	39.5	14	24	58.3
11)	Denver	333	106	201	26	88	219	40.2	7	14	50.0
12)	Miami	336	113	193	30	58	186	31.2	12	26	46.2
13)	New England	339	131	187	21	76	186	40.9	9	16	56.3
14)	Philadelphia	340	98	209	33	80	211	37.9	7	18	38.9
15)	Cincinnati	343	126	192	25	91	210	43.3	10	16	62.5
16)	Baltimore	347	96	213	38	65	191	34.0	16	35	45.7
17)	Buffalo	351	125	199	27	76	191	39.8	11	19	57.9
18)	Cleveland	352	116	214	22	90	205	43.9	22	27	81.5
19t)	Kansas City	353	113	202	38	77	188	41.0	13	20	65.0
19t)	N.Y. Giants	353	115	215	23	91	204	44.6	11	18	61.1
21)	Dallas	359	142	180	37	98	209	46.9	10	21	47.6
22)	Carolina	360	114	211	35	98	199	49.2	6	10	60.0
23)	Arizona	363	118	207	38	80	202	39.6	14	21	66.7
24)	Minnesota	366	136	208	22	73	185	39.5	17	24	70.8
25)	Atlanta	367	97	239	31	80	195	41.0	10	23	43.5
26)	Seattle	376	97	253	26	105	223	47.1	10	23	43.5
27t)	Las Vegas	381	114	223	44	100	205	48.8	14	17	82.4
27t)	N.Y. Jets	381	100	235	46	90	202	44.6	5	12	41.7
29)	Houston	390	145	222	23	96	202	47.5	11	21	52.4
<b>30)</b>	<b>Tennessee</b>	<b>391</b>	<b>113</b>	<b>247</b>	<b>31</b>	<b>111</b>	<b>214</b>	<b>51.9</b>	<b>15</b>	<b>26</b>	<b>57.7</b>
31)	Jacksonville	394	140	210	44	86	198	43.4	12	18	66.7
32)	Detroit	415	127	253	35	91	193	47.2	11	18	61.1
	<b>Totals</b>	<b>11106</b>	<b>3561</b>	<b>6546</b>	<b>999</b>	<b>2698</b>	<b>6479</b>	<b>41.6</b>	<b>362</b>	<b>658</b>	<b>55.0</b>

WEEK 17 / THROUGH SUNDAY, JANUARY 3, 2021

**AFC / FIRST-DOWN PLAYS BY TEAMS**

<b>Rank</b>	<b>Team</b>	<b>Yds/Play</b>	<b>Plays</b>	<b>Yards</b>
1)	Houston	6.78	432	2929
2)	Buffalo	6.59	496	3269
<b>3)</b>	<b>Tennessee</b>	<b>6.25</b>	<b>480</b>	<b>2999</b>
4)	Cleveland	6.13	467	2864
5)	Kansas City	5.90	492	2903
6)	Miami	5.85	471	2754
7)	Indianapolis	5.63	473	2664
8)	Las Vegas	5.61	474	2659
9)	Jacksonville	5.60	442	2477
10)	Baltimore	5.59	437	2443
11)	N.Y. Jets	5.10	413	2105
12)	New England	5.06	440	2226
13)	Pittsburgh	5.00	451	2254
14)	L.A. Chargers	4.87	491	2390
15)	Denver	4.77	453	2159
16)	Cincinnati	4.72	455	2146
	<b>TOTAL</b>	<b>5.60</b>	<b>7367</b>	<b>41241</b>

**AFC / FIRST-DOWN PLAYS BY OPPONENTS**

<b>Rank</b>	<b>Team</b>	<b>Yds/Play</b>	<b>Plays</b>	<b>Yards</b>
1)	Pittsburgh	4.73	429	2031
2)	Las Vegas	5.14	473	2432
3)	Baltimore	5.21	458	2387
4)	Kansas City	5.22	463	2417
5)	L.A. Chargers	5.23	444	2322
6)	Indianapolis	5.34	446	2383
7)	Cleveland	5.40	460	2486
8)	Denver	5.80	471	2733
9)	N.Y. Jets	5.88	495	2913
10)	New England	5.93	449	2661
11)	Cincinnati	5.99	467	2796
12)	Buffalo	6.01	469	2818
<b>13)</b>	<b>Tennessee</b>	<b>6.33</b>	<b>486</b>	<b>3078</b>
14)	Jacksonville	6.41	501	3210
15)	Houston	6.48	497	3223
16)	Miami	6.70	461	3088
	<b>TOTAL</b>	<b>5.75</b>	<b>7469</b>	<b>42978</b>

**WEEK 17 / THROUGH SUNDAY, JANUARY 3, 2021**

**NFC / FIRST-DOWN PLAYS BY TEAMS**

<b>Rank</b>	<b>Team</b>	<b>Yds/Play</b>	<b>Plays</b>	<b>Yards</b>
1)	Minnesota	6.92	487	3368
2)	New Orleans	6.19	477	2951
3)	Detroit	6.07	457	2772
4)	Atlanta	6.00	485	2911
5)	Seattle	5.96	472	2811
6)	Green Bay	5.90	449	2648
7)	Arizona	5.84	503	2938
8)	L.A. Rams	5.84	490	2862
9)	San Francisco	5.66	477	2701
10)	Tampa Bay	5.60	466	2608
11)	Dallas	5.54	503	2789
12)	Carolina	5.49	445	2443
13)	Chicago	5.34	460	2456
14)	N.Y. Giants	5.19	427	2217
15)	Philadelphia	5.05	465	2348
16)	Washington	4.79	462	2211
	<b>TOTAL</b>	<b>5.72</b>	<b>7525</b>	<b>43034</b>

**NFC / FIRST-DOWN PLAYS BY OPPONENTS**

<b>Rank</b>	<b>Team</b>	<b>Yds/Play</b>	<b>Plays</b>	<b>Yards</b>
1)	L.A. Rams	4.99	430	2146
2)	San Francisco	5.08	448	2277
3)	New Orleans	5.09	434	2210
4)	N.Y. Giants	5.14	470	2414
5)	Seattle	5.29	504	2666
6)	Tampa Bay	5.29	454	2403
7)	Chicago	5.33	455	2426
8)	Washington	5.38	431	2319
9)	Carolina	5.38	466	2508
10)	Arizona	5.39	485	2616
11)	Green Bay	5.54	437	2421
12)	Atlanta	5.77	476	2748
13)	Philadelphia	5.93	476	2825
14)	Dallas	6.05	477	2884
15)	Minnesota	6.24	474	2956
16)	Detroit	6.87	506	3478
	<b>TOTAL</b>	<b>5.56</b>	<b>7423</b>	<b>41297</b>



**WEEK 17 / THROUGH SUNDAY, JANUARY 3, 2021****NFL / FIRST-DOWN PLAYS BY TEAMS**

Rank	Team	Yds/Play	Plays	Yards
1)	Minnesota	6.92	487	3368
2)	Houston	6.78	432	2929
3)	Buffalo	6.59	496	3269
<b>4)</b>	<b>Tennessee</b>	<b>6.25</b>	<b>480</b>	<b>2999</b>
5)	New Orleans	6.19	477	2951
6)	Cleveland	6.13	467	2864
7)	Detroit	6.07	457	2772
8)	Atlanta	6.00	485	2911
9)	Seattle	5.96	472	2811
10)	Kansas City	5.90	492	2903
11)	Green Bay	5.90	449	2648
12)	Miami	5.85	471	2754
13)	Arizona	5.84	503	2938
14)	L.A. Rams	5.84	490	2862
15)	San Francisco	5.66	477	2701
16)	Indianapolis	5.63	473	2664
17)	Las Vegas	5.61	474	2659
18)	Jacksonville	5.60	442	2477
19)	Tampa Bay	5.60	466	2608
20)	Baltimore	5.59	437	2443
21)	Dallas	5.54	503	2789
22)	Carolina	5.49	445	2443
23)	Chicago	5.34	460	2456
24)	N.Y. Giants	5.19	427	2217
25)	N.Y. Jets	5.10	413	2105
26)	New England	5.06	440	2226
27)	Philadelphia	5.05	465	2348
28)	Pittsburgh	5.00	451	2254
29)	L.A. Chargers	4.87	491	2390
30)	Washington	4.79	462	2211
31)	Denver	4.77	453	2159
32)	Cincinnati	4.72	455	2146
	<b>TOTAL</b>	<b>5.66</b>	<b>14892</b>	<b>84275</b>

**NFL / FIRST-DOWN PLAYS BY OPPONENTS**

Rank	Team	Yds/Play	Plays	Yards
1)	Pittsburgh	4.73	429	2031
2)	L.A. Rams	4.99	430	2146
3)	San Francisco	5.08	448	2277
4)	New Orleans	5.09	434	2210
5)	N.Y. Giants	5.14	470	2414
6)	Las Vegas	5.14	473	2432
7)	Baltimore	5.21	458	2387
8)	Kansas City	5.22	463	2417
9)	L.A. Chargers	5.23	444	2322
10)	Seattle	5.29	504	2666
11)	Tampa Bay	5.29	454	2403
12)	Chicago	5.33	455	2426
13)	Indianapolis	5.34	446	2383
14)	Washington	5.38	431	2319
15)	Carolina	5.38	466	2508
16)	Arizona	5.39	485	2616
17)	Cleveland	5.40	460	2486
18)	Green Bay	5.54	437	2421
19)	Atlanta	5.77	476	2748
20)	Denver	5.80	471	2733
21)	N.Y. Jets	5.88	495	2913
22)	New England	5.93	449	2661
23)	Philadelphia	5.93	476	2825
24)	Cincinnati	5.99	467	2796
25)	Buffalo	6.01	469	2818
26)	Dallas	6.05	477	2884
27)	Minnesota	6.24	474	2956
<b>28)</b>	<b>Tennessee</b>	<b>6.33</b>	<b>486</b>	<b>3078</b>
29)	Jacksonville	6.41	501	3210
30)	Houston	6.48	497	3223
31)	Miami	6.70	461	3088
32)	Detroit	6.87	506	3478
	<b>TOTAL</b>	<b>5.66</b>	<b>14892</b>	<b>84275</b>

**WEEK 17 / THROUGH SUNDAY, JANUARY 3, 2021**

**AFC / KICKOFFS (Receiving Team)**

Rank	Team	TotKO	AdjKO	TB	TB%	EZ	EZ%	OB	I20	Avg.Start
1)	Baltimore	68	65	42	64.6	49	72.1	0	4	27.3
2)	Buffalo	82	69	37	53.6	57	69.5	0	6	27.0
3)	Indianapolis	80	77	35	45.5	60	75.0	0	5	26.4
4)	Cincinnati	95	94	62	66.0	75	78.9	1	7	26.4
5)	Cleveland	90	84	47	56.0	57	63.3	1	6	26.0
6)	Kansas City	79	74	52	70.3	62	78.5	0	5	25.8
<b>7)</b>	<b>Tennessee</b>	<b>91</b>	<b>89</b>	<b>51</b>	<b>57.3</b>	<b>58</b>	<b>63.7</b>	<b>0</b>	<b>9</b>	<b>25.5</b>
8)	Las Vegas	101	97	77	79.4	84	83.2	1	6	25.0
9)	L.A. Chargers	90	90	47	52.2	63	70.0	1	16	25.0
10)	Jacksonville	100	97	70	72.2	81	81.0	0	6	24.8
11)	Pittsburgh	72	69	40	58.0	54	75.0	0	8	24.6
12)	Miami	73	71	60	84.5	64	87.7	0	3	24.6
13)	N.Y. Jets	95	93	53	57.0	68	71.6	1	15	24.5
14)	New England	79	78	46	59.0	65	82.3	1	11	24.4
15)	Houston	92	90	53	58.9	65	70.7	2	8	24.4
16)	Denver	100	100	73	73.0	88	88.0	0	12	23.6
	<b>Totals</b>	<b>1387</b>	<b>1337</b>	<b>845</b>	<b>63.2</b>	<b>1050</b>	<b>78.5</b>	<b>8</b>	<b>127</b>	<b>25.3</b>

**AFC / KICKOFFS (Kicking Team)**

Rank	Team	TotKO	AdjKO	TB	TB%	EZ	EZ%	OB	I20	Avg.Start
1)	Buffalo	101	101	71	70.3	78	77.2	0	13	23.7
2)	Miami	92	86	64	74.4	75	81.5	1	10	24.0
3)	New England	75	74	42	56.8	54	72.0	0	8	24.1
4)	Baltimore	95	95	65	68.4	75	78.9	0	12	24.2
5)	Houston	87	85	52	61.2	64	73.6	0	8	24.2
6)	Las Vegas	95	93	61	65.6	77	81.1	0	9	24.8
7)	Indianapolis	97	95	46	48.4	65	67.0	0	11	24.8
8)	Pittsburgh	88	87	45	51.7	62	70.5	1	11	25.0
9)	N.Y. Jets	63	62	34	54.8	48	76.2	1	7	25.1
10)	Cincinnati	76	75	56	74.7	62	81.6	1	4	25.5
<b>11)</b>	<b>Tennessee</b>	<b>94</b>	<b>90</b>	<b>53</b>	<b>58.9</b>	<b>66</b>	<b>70.2</b>	<b>2</b>	<b>8</b>	<b>25.6</b>
12)	Jacksonville	73	69	42	60.9	50	68.5	2	5	25.8
13)	L.A. Chargers	84	80	49	61.3	66	78.6	0	5	26.2
14)	Kansas City	97	96	72	75.0	80	82.5	2	4	26.2
15)	Denver	79	73	54	74.0	64	81.0	0	6	26.9
16)	Cleveland	84	84	45	53.6	60	71.4	1	4	26.9
	<b>Totals</b>	<b>1380</b>	<b>1345</b>	<b>851</b>	<b>63.3</b>	<b>1046</b>	<b>77.8</b>	<b>11</b>	<b>125</b>	<b>25.1</b>

Note: Average team drive start DOES NOT include inside kicks or kickoffs at the end of a half unless either kickoff is returned for a touchdown. All other kickoffs (returned kickoffs, fair catches, touchback and kickoffs out of bounds) are included. Kickoffs resulting in the kicking team retaining possession are not included.

ADJ KO: Adjusted kickoffs are used to compute the Avg. Team Drive Start.

I20: The number of drives that start inside (not including) the 20 yd line.

**WEEK 17 / THROUGH SUNDAY, JANUARY 3, 2021**

**NFC / KICKOFFS (Receiving Team)**

Rank	Team	TotKO	AdjKO	TB	TB%	EZ	EZ%	OB	I20	Avg.Start
1)	Chicago	86	85	37	43.5	62	72.1	2	10	26.9
2)	Dallas	94	93	57	61.3	75	79.8	0	9	26.6
3)	New Orleans	78	75	45	60.0	59	75.6	1	4	25.9
4)	Green Bay	82	74	43	58.1	49	59.8	3	2	25.7
5)	Seattle	87	80	53	66.3	63	72.4	0	6	25.6
6)	Detroit	100	98	65	66.3	88	88.0	0	6	25.6
7)	Carolina	88	83	56	67.5	73	83.0	1	9	25.4
8)	Minnesota	105	104	71	68.3	82	78.1	1	3	25.3
9)	Tampa Bay	79	76	52	68.4	63	79.7	0	5	25.2
10)	N.Y. Giants	83	80	45	56.3	59	71.1	1	6	25.1
11)	L.A. Rams	68	66	40	60.6	48	70.6	1	6	25.0
12)	Arizona	79	79	55	69.6	66	83.5	0	6	24.8
13)	Washington	77	77	46	59.7	53	68.8	0	9	24.6
14)	Philadelphia	92	89	57	64.0	66	71.7	1	10	24.3
15)	San Francisco	88	87	61	70.1	69	78.4	0	8	24.2
16)	Atlanta	84	79	59	74.7	69	82.1	0	8	24.2
	<b>Totals</b>	<b>1370</b>	<b>1325</b>	<b>842</b>	<b>63.51044</b>	<b>78.8</b>	<b>11</b>	<b>107</b>	<b>25.3</b>	

**NFC / KICKOFFS (Kicking Team)**

Rank	Team	TotKO	AdjKO	TB	TB%	EZ	EZ%	OB	I20	Avg.Start
1)	Arizona	87	82	39	47.6	57	65.5	1	17	23.3
2)	New Orleans	95	89	71	79.8	83	87.4	1	11	23.8
3)	Seattle	93	88	52	59.1	66	71.0	0	14	24.3
4)	Carolina	81	78	71	91.0	75	92.6	0	2	24.6
5)	Chicago	86	81	42	51.9	55	64.0	0	8	24.9
6)	Detroit	78	76	26	34.2	44	56.4	2	13	25.2
7)	Atlanta	92	88	46	52.3	71	77.2	1	8	25.2
7t)	Dallas	92	88	60	68.2	71	77.2	0	2	25.2
9)	Philadelphia	75	72	46	63.9	58	77.3	0	2	25.6
10)	Washington	78	73	65	89.0	68	87.2	0	2	25.8
11)	Tampa Bay	101	100	85	85.0	96	95.0	1	2	26.1
12)	Green Bay	98	96	52	54.2	74	75.5	1	6	26.1
13)	L.A. Rams	81	81	54	66.7	67	82.7	1	5	26.4
14)	San Francisco	81	75	44	58.7	61	75.3	0	6	26.7
15)	N.Y. Giants	74	71	30	42.3	41	55.4	0	7	26.7
16)	Minnesota	85	79	53	67.1	61	71.8	0	4	27.2
	<b>Totals</b>	<b>1377</b>	<b>1317</b>	<b>836</b>	<b>63.51048</b>	<b>79.6</b>	<b>8</b>	<b>109</b>	<b>25.4</b>	

Note: Average team drive start DOES NOT include inside kicks or kickoffs at the end of a half unless either kickoff is returned for a touchdown. All other kickoffs (returned kickoffs, fair catches, touchback and kickoffs out of bounds) are included. Kickoffs resulting in the kicking team retaining possession are not included.

ADJ KO: Adjusted kickoffs are used to compute the Avg. Team Drive Start.

I20: The number of drives that start inside (not including) the 20 yd line.

**WEEK 17 / THROUGH SUNDAY, JANUARY 3, 2021**

**NFL / KICKOFFS (Receiving Team)**

Rank	Team	TotKO	AdjKO	TB	TB%	EZ	EZ%	OB	I20	Avg.Start
1)	Baltimore	68	65	42	64.6	49	72.1	0	4	27.3
2)	Buffalo	82	69	37	53.6	57	69.5	0	6	27.0
3)	Chicago	86	85	37	43.5	62	72.1	2	10	26.9
4)	Dallas	94	93	57	61.3	75	79.8	0	9	26.6
5)	Indianapolis	80	77	35	45.5	60	75.0	0	5	26.4
6)	Cincinnati	95	94	62	66.0	75	78.9	1	7	26.4
7)	Cleveland	90	84	47	56.0	57	63.3	1	6	26.0
8)	New Orleans	78	75	45	60.0	59	75.6	1	4	25.9
9)	Kansas City	79	74	52	70.3	62	78.5	0	5	25.8
10)	Green Bay	82	74	43	58.1	49	59.8	3	2	25.7
11)	Seattle	87	80	53	66.3	63	72.4	0	6	25.6
12)	Detroit	100	98	65	66.3	88	88.0	0	6	25.6
<b>13)</b>	<b>Tennessee</b>	<b>91</b>	<b>89</b>	<b>51</b>	<b>57.3</b>	<b>58</b>	<b>63.7</b>	<b>0</b>	<b>9</b>	<b>25.5</b>
14)	Carolina	88	83	56	67.5	73	83.0	1	9	25.4
15)	Minnesota	105	104	71	68.3	82	78.1	1	3	25.3
16)	Tampa Bay	79	76	52	68.4	63	79.7	0	5	25.2
17)	N.Y. Giants	83	80	45	56.3	59	71.1	1	6	25.1
18)	Las Vegas	101	97	77	79.4	84	83.2	1	6	25.0
19)	L.A. Rams	68	66	40	60.6	48	70.6	1	6	25.0
20)	L.A. Chargers	90	90	47	52.2	63	70.0	1	16	25.0
21)	Arizona	79	79	55	69.6	66	83.5	0	6	24.8
22)	Jacksonville	100	97	70	72.2	81	81.0	0	6	24.8
23)	Washington	77	77	46	59.7	53	68.8	0	9	24.6
24)	Pittsburgh	72	69	40	58.0	54	75.0	0	8	24.6
25)	Miami	73	71	60	84.5	64	87.7	0	3	24.6
26)	N.Y. Jets	95	93	53	57.0	68	71.6	1	15	24.5
27)	New England	79	78	46	59.0	65	82.3	1	11	24.4
28)	Houston	92	90	53	58.9	65	70.7	2	8	24.4
29)	Philadelphia	92	89	57	64.0	66	71.7	1	10	24.3
30)	San Francisco	88	87	61	70.1	69	78.4	0	8	24.2
31)	Atlanta	84	79	59	74.7	69	82.1	0	8	24.2
32)	Denver	100	100	73	73.0	88	88.0	0	12	23.6
	<b>Totals</b>	<b>2757</b>	<b>2662</b>	<b>1687</b>	<b>63.42</b>	<b>094</b>	<b>78.7</b>	<b>19</b>	<b>234</b>	<b>25.3</b>

Note: Average opponent drive start DOES NOT include onside kicks or kickoffs at the end of a half unless either kickoff is returned for a touchdown. All other kickoffs (returned kickoffs, fair catches, touchback and kickoffs out of bounds) are included. Kickoffs resulting in the kicking team retaining possession are not included.

ADJ KO: Adjusted kickoffs are used to compute the Avg. Team Drive Start.

I20: The number of drives that start inside (not including) the 20 yd line.

**WEEK 17 / THROUGH SUNDAY, JANUARY 3, 2021**

**NFL / KICKOFFS (Kicking Team)**

Rank	Team	TotKO	AdjKO	TB	TB%	EZ	EZ%	OB	I20	Avg.Start
1)	Arizona	87	82	39	47.6	57	65.5	1	17	23.3
2)	Buffalo	101	101	71	70.3	78	77.2	0	13	23.7
3)	New Orleans	95	89	71	79.8	83	87.4	1	11	23.8
4)	Miami	92	86	64	74.4	75	81.5	1	10	24.0
5)	New England	75	74	42	56.8	54	72.0	0	8	24.1
6)	Baltimore	95	95	65	68.4	75	78.9	0	12	24.2
7)	Houston	87	85	52	61.2	64	73.6	0	8	24.2
8)	Seattle	93	88	52	59.1	66	71.0	0	14	24.3
9)	Carolina	81	78	71	91.0	75	92.6	0	2	24.6
10)	Las Vegas	95	93	61	65.6	77	81.1	0	9	24.8
11)	Indianapolis	97	95	46	48.4	65	67.0	0	11	24.8
12)	Chicago	86	81	42	51.9	55	64.0	0	8	24.9
13)	Pittsburgh	88	87	45	51.7	62	70.5	1	11	25.0
14)	N.Y. Jets	63	62	34	54.8	48	76.2	1	7	25.1
15)	Detroit	78	76	26	34.2	44	56.4	2	13	25.2
16)	Atlanta	92	88	46	52.3	71	77.2	1	8	25.2
16t)	Dallas	92	88	60	68.2	71	77.2	0	2	25.2
18)	Cincinnati	76	75	56	74.7	62	81.6	1	4	25.5
19)	Philadelphia	75	72	46	63.9	58	77.3	0	2	25.6
<b>20)</b>	<b>Tennessee</b>	<b>94</b>	<b>90</b>	<b>53</b>	<b>58.9</b>	<b>66</b>	<b>70.2</b>	<b>2</b>	<b>8</b>	<b>25.6</b>
21)	Jacksonville	73	69	42	60.9	50	68.5	2	5	25.8
22)	Washington	78	73	65	89.0	68	87.2	0	2	25.8
23)	Tampa Bay	101	100	85	85.0	96	95.0	1	2	26.1
24)	Green Bay	98	96	52	54.2	74	75.5	1	6	26.1
25)	L.A. Chargers	84	80	49	61.3	66	78.6	0	5	26.2
26)	Kansas City	97	96	72	75.0	80	82.5	2	4	26.2
27)	L.A. Rams	81	81	54	66.7	67	82.7	1	5	26.4
28)	San Francisco	81	75	44	58.7	61	75.3	0	6	26.7
29)	N.Y. Giants	74	71	30	42.3	41	55.4	0	7	26.7
30)	Denver	79	73	54	74.0	64	81.0	0	6	26.9
31)	Cleveland	84	84	45	53.6	60	71.4	1	4	26.9
32)	Minnesota	85	79	53	67.1	61	71.8	0	4	27.2
	<b>Totals</b>	<b>2757</b>	<b>2662</b>	<b>1687</b>	<b>63.42</b>	<b>094</b>	<b>78.7</b>	<b>19</b>	<b>234</b>	<b>25.3</b>

Note: Average team drive start DOES NOT include onside kicks or kickoffs at the end of a half unless either kickoff is returned for a touchdown. All other kickoffs (returned kickoffs, fair catches, touchback and kickoffs out of bounds) are included. Kickoffs resulting in the kicking team retaining possession are not included.

ADJ KO: Adjusted kickoffs are used to compute the Avg. Team Drive Start.

I20: The number of drives that start inside (not including) the 20 yd line.

**WEEK 17 / THROUGH SUNDAY, JANUARY 3, 2021****AFC / SINGLE-GAME HIGHS / PLAYERS**

**Most Points**-- 24, Claypool, Pitt. vs. Phil., 10/11, (4 td, 0 fg, 0 xp, 0 2pt)  
**Passing Yards**-- 462, Mahomes, K.C. at T.B., 11/29, (37-49, 462, 3 td, 0 int)  
**Longest Pass**-- 92, Lock, Denv. vs. L.V., 1/3, (to Jeudy, Jerry, td)  
**Passing Touchdowns**-- 5, Mayfield, Clev. at Cin., 10/25, (22-28, 297, 5 td, 1 int)  
**Passing Touchdowns**-- 5, Mahomes, K.C. vs. NY-J, 11/1, (31-42, 416, 5 td, 0 int)  
**Rushing Yards**-- 253, Taylor, Ind. vs. Jax , 1/3, (30-253, 2 td)  
**Rushing Attempts**-- 34, Henry, Tenn. at Hou., 1/3, (34-250, 2 td)  
**Longest Rush**-- 94, Henry, Tenn. vs. Hou., 10/18 (OT), td  
**Longest Rush**-- 72, Dobbins, Balt. at Cin., 1/3, td  
**Receptions**-- 16, Allen, LA-C vs. NY-J, 11/22, (16-145, 1 td)  
**Receiving Yards**-- 269, T. Hill, K.C. at T.B., 11/29, (13-269, 3 td)  
**Kickoff Return Yards**-- 212, Rodgers, Ind. at Clev., 10/11, (5-212, 1 td)  
**Kickoff Returns**-- 6, (3 times in Non-Overtime Games)  
**Longest Kickoff Return**-- 103, B. Wilson, Cin. vs. NY-G, 11/29, td  
**Punt Return Yards**-- 145, Olszewski, N.E. at LA-C, 12/6, (3-145, 1 fc, 1 td)  
**Punt Returns**-- 6, Grant, Miami vs. NY-J, 10/18, (6-83, 1 fc, 0 td)  
**Longest Punt Return**-- 91, Cole, Jax at G.B., 11/15, td  
**Interceptions**-- 2, (9 times in Non-Overtime Games)  
**Longest Interception Return**-- 78, M. Davis, LA-C at T.B., 10/4, td  
**Sacks**-- 3.0, (6 times in Non-Overtime Games)  
**Scrimmage Yards**-- 269, T. Hill, K.C. at T.B., 11/29, (Rush 0-0, Rec 13-269)  
**Longest Punt**-- 72, Bojorquez, Buff. vs. LA-R, 9/27  
**Longest Punt**-- 72, Huber, Cin. vs. Balt., 1/3  
**Punts**-- 10, Mann, NY-J at Miami, 10/18, (10-462, 46.2)  
**Field Goals Made**-- 6, (3 times in Non-Overtime Games)  
**Longest Field Goal**-- 59, Lambo, Jax vs. Hou., 11/8  
**Longest Field Goal**-- 59, Boswell, Pitt. at Dal., 11/8

**NFC / SINGLE-GAME HIGHS / PLAYERS**

**Most Points**-- 36, Kamara, N.O. vs. Minn., 12/25, (6 td, 0 fg, 0 xp, 0 2pt)  
**Passing Yards**-- 502, Prescott, Dal. vs. Clev., 10/4, (41-58, 502, 4 td, 1 int)  
**Longest Pass**-- 81, Hurts, Phil. at Dal., 12/27, (to Jackson, DeSean, td)  
**Passing Touchdowns**-- 5, (3 times in Non-Overtime Games)  
**Rushing Yards**-- 206, Cook, Minn. vs. Det., 11/8, (22-206, 2 td)  
**Rushing Attempts**-- 32, Cook, Minn. vs. Jax , 12/6 (OT), (32-120, 0 td)  
**Rushing Attempts**-- 32, Montgomery, Chi. at Minn., 12/20, (32-146, 2 td)  
**Longest Rush**-- 98, Jones, T.B. at Car., 11/15, td  
**Receptions**-- 15, Lockett, Sea. at Ariz., 10/25 (OT), (15-200, 3 td)  
**Receptions**-- 15, Kittle, S.F. vs. Phil., 10/4, (15-183, 1 td)  
**Receiving Yards**-- 200, Lockett, Sea. at Ariz., 10/25 (OT), (15-200, 3 td)  
**Receiving Yards**-- 196, D. Adams, G.B. at Hou., 10/25, (13-196, 2 td)  
**Kickoff Return Yards**-- 151, Cannon, Car. vs. T.B., 11/15, (3-151, 0 td)  
**Kickoff Returns**-- 7, Shepherd, G.B. at Ind., 11/22 (OT), (7-138, 0 td)  
**Kickoff Returns**-- 5, (4 times in Non-Overtime Games)  
**Longest Kickoff Return**-- 104, Patterson, Chi. vs. Minn., 11/16, td  
**Punt Return Yards**-- 78, Agnew, Det. vs. T.B., 12/26, (2-78, 0 fc, 1 td)  
**Punt Returns**-- 6, Callaway, N.O. vs. LA-C, 10/12 (OT), (6-69, 1 fc, 0 td)  
**Punt Returns**-- 6, Dw. Harris, Chi. at Tenn., 11/8, (6-64, 0 fc, 0 td)  
**Punt Returns**-- 6, Kirk, Ariz. at NY-G, 12/13, (6-77, 0 fc, 0 td)  
**Longest Punt Return**-- 74, Agnew, Det. vs. T.B., 12/26, td  
**Interceptions**-- 2, (7 times in Non-Overtime Games)  
**Longest Interception Return**-- 90, Baker, Ariz. vs. Sea., 10/25 (OT)  
**Longest Interception Return**-- 84, Hill, LA-R vs. Ariz., 1/3, td  
**Sacks**-- 5.0, Reddick, Ariz. at NY-G, 12/13  
**Scrimmage Yards**-- 252, Cook, Minn. vs. Det., 11/8, (Rush 22-206, Rec 2-46)  
**Longest Punt**-- 71, Dixon, NY-G vs. Phil., 11/15  
**Punts**-- 10, Way, Wash. vs. LA-R, 10/11, (10-511, 51.1)  
**Field Goals Made**-- 5, Slye, Car. at LA-C, 9/27, (5-5, 31 lg)  
**Field Goals Made**-- 5, Koo, Atl. vs. L.V., 11/29, (5-5, 54 lg)  
**Longest Field Goal**-- 61, Myers, Sea. at LA-R, 11/15

**WEEK 17 / THROUGH SUNDAY, JANUARY 3, 2021**

**NFL / SINGLE-GAME HIGHS / PLAYERS**

**Most Points**-- 36, Kamara, N.O. vs. Minn., 12/25, (6 td, 0 fg, 0 xp, 0 2pt)  
**Passing Yards**-- 502, Prescott, Dal. vs. Clev., 10/4, (41-58, 502, 4 td, 1 int)  
**Longest Pass**-- 92, Lock, Denv. vs. L.V., 1/3, (to Jeudy, Jerry, td)  
**Passing Touchdowns**-- 5, (5 times in Non-Overtime Games)  
**Rushing Yards**-- 253, Taylor, Ind. vs. Jax , 1/3, (30-253, 2 td)  
**Rushing Attempts**-- 34, Henry, Tenn. at Hou., 1/3, (34-250, 2 td)  
**Longest Rush**-- 98, Jones, T.B. at Car., 11/15, td  
**Receptions**-- 16, Allen, LA-C vs. NY-J, 11/22, (16-145, 1 td)  
**Receiving Yards**-- 269, T. Hill, K.C. at T.B., 11/29, (13-269, 3 td)  
**Kickoff Return Yards**-- 212, Rodgers, Ind. at Clev., 10/11, (5-212, 1 td)  
**Kickoff Returns**-- 7, Shepherd, G.B. at Ind., 11/22 (OT), (7-138, 0 td)  
**Kickoff Returns**-- 6, (3 times in Non-Overtime Games)  
**Longest Kickoff Return**-- 104, Patterson, Chi. vs. Minn., 11/16, td  
**Punt Return Yards**-- 145, Olszewski, N.E. at LA-C, 12/6, (3-145, 1 fc, 1 td)  
**Punt Returns**-- 6, Callaway, N.O. vs. LA-C, 10/12 (OT), (6-69, 1 fc, 0 td)  
**Punt Returns**-- 6, (3 times in Non-Overtime Games)  
**Longest Punt Return**-- 91, Cole, Jax at G.B., 11/15, td  
**Interceptions**-- 2, (16 times in Non-Overtime Games)  
**Longest Interception Return**-- 90, Baker, Ariz. vs. Sea., 10/25 (OT)  
**Longest Interception Return**-- 84, Hill, LA-R vs. Ariz., 1/3, td  
**Sacks**-- 5.0, Reddick, Ariz. at NY-G, 12/13  
**Scrimmage Yards**-- 269, T. Hill, K.C. at T.B., 11/29, (Rush 0-0, Rec 13-269)  
**Longest Punt**-- 72, Bojorquez, Buff. vs. LA-R, 9/27  
**Longest Punt**-- 72, Huber, Cin. vs. Balt., 1/3  
**Punts**-- 10, Way, Wash. vs. LA-R, 10/11, (10-511, 51.1)  
**Punts**-- 10, Mann, NY-J at Miami, 10/18, (10-462, 46.2)  
**Field Goals Made**-- 6, (3 times in Non-Overtime Games)  
**Longest Field Goal**-- 61, Myers, Sea. at LA-R, 11/15

**WEEK 17 / THROUGH SUNDAY, JANUARY 3, 2021**

**300-Yard Passing Games**

502, Prescott, DAL vs. CLE 10/04 (41-58, 4 TD)  
472, Prescott, DAL at SEA 09/27 (37-57, 3 TD)  
462, Mahomes, KC at TB 11/29 (37-49, 3 TD)  
450, Prescott, DAL vs. ATL 09/20 (34-47, 1 TD)  
450, Ryan, ATL vs. SEA 09/13 (37-54, 2 TD)  
416, Mahomes, KC vs. NYJ 11/01 (31-42, 5 TD)  
415, Allen, BUF at MIA 09/20 (24-35, 4 TD)  
415, Allen, BUF vs. SEA 11/08 (31-38, 3 TD)  
406, Burrow, CIN vs. CLE 10/25 (35-47, 3 TD)  
406, K. Murray, ARI vs. PHI 12/20 (27-36, 3 TD)  
405, Cousins, MIN at DET 01/03 (28-40, 3 TD)  
402, Stafford, DET at CHI 12/06 (27-42, 3 TD)  
399, Brady, TB vs. ATL 01/03 (26-41, 4 TD)  
397, Newton, NE at SEA 09/20 (30-44, 1 TD)  
393, Mahomes, KC at MIA 12/13 (24-34, 2 TD)  
390, Wilson, SEA at BUF 11/08 (28-41, 2 TD)  
390, Smith, WAS at DET 11/15 (38-55, 0 TD)  
390, Brady, TB at ATL 12/20 (31-45, 2 TD)  
**389, Tannehill, TEN vs. CLE 12/06 (29-45, 3 TD)**  
388, Wilson, SEA at ARI 10/25 (ot) (33-50, 3 TD)  
385, Mahomes, KC at BAL 09/28 (31-42, 4 TD)  
381, Carr, LV at NYJ 12/06 (28-47, 3 TD)  
380, K. Murray, ARI at NYJ 10/11 (27-37, 1 TD)  
377, Dalton, DAL vs. PHI 12/27 (22-30, 3 TD)  
376, Goff, LAR at TB 11/23 (39-51, 3 TD)  
375, Allen, BUF at SF 12/07 (32-40, 4 TD)  
373, Watson, HOU at IND 12/20 (33-41, 2 TD)  
372, Mahomes, KC vs. CAR 11/08 (30-45, 4 TD)  
371, Bra. Allen, CIN at HOU 12/27 (29-37, 2 TD)  
371, Ryan, ATL at MIN 10/18 (30-40, 4 TD)  
371, Rivers, IND vs. CIN 10/18 (29-44, 3 TD)  
371, Carr, LV at DEN 01/03 (24-38, 2 TD)  
369, Brady, TB at LV 10/25 (33-45, 4 TD)  
369, Brady, TB vs. LAC 10/04 (30-46, 5 TD)  
367, Bridgewater, CAR at TB 09/20 (33-42, 0 TD)  
**366, Tannehill, TEN vs. HOU 10/18 (ot) (30-41, 4 TD)**  
366, Herbert, LAC vs. NYJ 11/22 (37-49, 3 TD)  
365, Newton, NE at HOU 11/22 (26-40, 1 TD)  
365, Watson, HOU vs. TEN 01/03 (28-39, 3 TD)  
364, Rodgers, GB at MIN 09/13 (32-44, 4 TD)  
363, Rivers, IND at JAX 09/13 (36-46, 1 TD)  
361, Tagovailoa, MIA at BUF 01/03 (35-58, 1 TD)  
360, K. Murray, ARI vs. SEA 10/25 (ot) (34-48, 3 TD)  
360, Wilson, SEA at MIA 10/04 (24-34, 2 TD)  
359, Wentz, PHI vs. NYG 10/22 (25-43, 2 TD)  
359, Allen, BUF at DEN 12/19 (28-40, 2 TD)  
359, Watson, HOU vs. JAX 10/11 (25-35, 3 TD)  
356, Ryan, ATL vs. TB 12/20 (34-49, 3 TD)  
355, Goff, LAR at MIA 11/01 (35-61, 1 TD)  
351, Minshew, JAX at CIN 10/04 (27-40, 2 TD)  
351, Goff, LAR at ARI 12/06 (37-47, 1 TD)  
350, Fitzpatrick, MIA at SF 10/11 (22-28, 3 TD)  
348, Brady, TB at DET 12/26 (22-27, 4 TD)  
348, Mahomes, KC at LV 11/22 (34-45, 2 TD)  
347, Herbert, LAC vs. JAX 10/25 (27-43, 3 TD)  
347, Carr, LV at KC 10/11 (22-31, 3 TD)  
345, Brady, TB vs. KC 11/29 (27-41, 3 TD)  
344, Watson, HOU vs. NE 11/22 (28-37, 2 TD)  
343, Mullens, SF at NYG 09/27 (25-36, 1 TD)  
343, Cousins, MIN vs. ATL 10/18 (24-36, 3 TD)  
343, Mayfield, CLE vs. BAL 12/14 (28-47, 2 TD)  
342, Hurts, PHI at DAL 12/27 (21-39, 1 TD)  
341, Watson, HOU vs. IND 12/06 (26-38, 0 TD)  
341, Brady, TB at CAR 11/15 (28-39, 3 TD)  
341, Roethlisberger, PIT vs. IND 12/27 (34-49, 3 TD)  
340, Mahomes, KC vs. LV 10/11 (22-43, 2 TD)  
340, Stafford, DET at ATL 10/25 (25-36, 1 TD)  
339, Minshew, JAX at TEN 09/20 (30-45, 3 TD)  
339, Lock, DEN vs. LV 01/03 (25-41, 2 TD)  
338, Hurts, PHI at ARI 12/20 (24-44, 3 TD)  
338, Ryan, ATL vs. DET 10/25 (31-42, 1 TD)  
336, Carr, LV vs. MIA 12/26 (21-34, 1 TD)  
336, Stafford, DET vs. IND 11/01 (24-42, 3 TD)  
335, Foles, CHI at TEN 11/08 (36-52, 2 TD)  
335, Watson, HOU at TEN 10/18 (ot) (28-37, 4 TD)  
334, Mayfield, CLE at TEN 12/06 (25-33, 4 TD)



333, Roethlisberger, PIT vs. CIN 11/15 (27-46, 4 TD)  
330, Herbert, LAC vs. CAR 09/27 (35-49, 1 TD)  
328, Fitzpatrick, MIA vs. BUF 09/20 (31-47, 2 TD)  
327, Rodgers, GB vs. ATL 10/05 (27-33, 4 TD)  
326, Herbert, LAC vs. LV 11/08 (28-42, 2 TD)  
325, Brees, NO vs. LAC 10/12 (ot) (33-47, 1 TD)  
325, Smith, WAS vs. NYG 11/08 (24-32, 1 TD)  
325, Rodgers, GB vs. JAX 11/15 (24-34, 2 TD)  
324, Watson, HOU vs. CIN 12/27 (24-33, 3 TD)  
322, Wilson, SEA at ATL 09/13 (31-35, 4 TD)  
**321, Tannehill, TEN at MIN 09/27 (23-37, 0 TD)**  
321, Goff, LAR at BUF 09/27 (23-32, 2 TD)  
320, Allen, BUF at NE 12/28 (27-36, 4 TD)  
318, Mahomes, KC vs. DEN 12/06 (25-40, 1 TD)  
318, Watson, HOU at DET 11/26 (17-25, 4 TD)  
316, Carr, LV vs. IND 12/13 (31-45, 2 TD)  
316, Tagovailoa, MIA vs. KC 12/13 (28-48, 2 TD)  
316, Mullens, SF vs. BUF 12/07 (26-39, 3 TD)  
316, Burrow, CIN at CLE 09/17 (37-61, 3 TD)  
316, Herbert, LAC at BUF 11/29 (31-52, 1 TD)  
315, Fitzpatrick, MIA vs. SEA 10/04 (29-45, 0 TD)  
315, Wilson, SEA vs. DAL 09/27 (27-40, 5 TD)  
315, Rudolph, PIT at CLE 01/03 (22-39, 2 TD)  
314, Herbert, LAC at LV 12/17 (ot) (22-32, 2 TD)  
314, Cousins, MIN vs. DAL 11/22 (22-30, 3 TD)  
314, Haskins, WAS vs. BAL 10/04 (32-45, 0 TD)  
313, Lock, DEN at ATL 11/08 (25-48, 2 TD)  
313, Burrow, CIN at IND 10/18 (25-39, 0 TD)  
313, Bridgewater, CAR at ATL 10/11 (27-36, 2 TD)  
312, Allen, BUF vs. NYJ 09/13 (33-46, 2 TD)  
312, Brees, NO at LV 09/21 (26-38, 1 TD)  
312, Burrow, CIN at PHI 09/27 (ot) (31-44, 2 TD)  
311, Rodgers, GB at IND 11/22 (ot) (27-38, 3 TD)  
311, Roethlisberger, PIT vs. DEN 09/20 (29-41, 2 TD)  
311, Herbert, LAC vs. KC 09/20 (ot) (22-33, 1 TD)  
311, Allen, BUF vs. LAR 09/27 (24-33, 4 TD)  
311, Carr, LV vs. BUF 10/04 (32-44, 2 TD)  
311, Brees, NO vs. MIN 12/25 (19-26, 0 TD)  
310, Bridgewater, CAR at KC 11/08 (36-49, 2 TD)  
309, Goff, LAR at WAS 10/11 (21-30, 2 TD)  
309, Watson, HOU vs. GB 10/25 (29-39, 2 TD)  
308, Rivers, IND at TEN 11/12 (29-39, 1 TD)  
307, Cousins, MIN vs. CAR 11/29 (34-45, 3 TD)  
307, Allen, BUF at NYJ 10/25 (30-43, 0 TD)  
306, Roethlisberger, PIT at DAL 11/08 (29-42, 3 TD)  
305, Cousins, MIN vs. JAX 12/06 (ot) (28-43, 3 TD)  
305, Rodgers, GB at SF 11/05 (25-31, 4 TD)  
305, Roethlisberger, PIT vs. WAS 12/07 (33-53, 2 TD)  
304, Luton, JAX vs. HOU 11/08 (26-38, 1 TD)  
302, Goff, LAR vs. SEA 11/15 (27-37, 0 TD)  
302, Mahomes, KC at LAC 09/20 (ot) (27-47, 2 TD)  
302, Herbert, LAC at KC 01/03 (22-31, 3 TD)  
301, Minshew, JAX at HOU 10/11 (31-49, 2 TD)  
300, Burrow, CIN vs. JAX 10/04 (25-36, 1 TD)  
300, Ryan, ATL at KC 12/27 (27-35, 2 TD)  
300, Watson, HOU vs. MIN 10/04 (20-33, 2 TD)

**WEEK 17 / THROUGH SUNDAY, JANUARY 3, 2021**

**100-Yard Receiving Games**

269, T. Hill, KC at TB 11/29 (13 rec., 3 TD)  
200, Lockett, SEA at ARI 10/25 (ot) (15 rec., 3 TD)  
200, Waller, LV at NYJ 12/06 (13 rec., 2 TD)  
196, D. Adams, GB at HOU 10/25 (13 rec., 2 TD)  
184, James, SF vs. GB 11/05 (9 rec., 1 TD)  
183, Kittle, SF vs. PHI 10/04 (15 rec., 1 TD)  
**182, C. Davis, TEN vs. CLE 12/06 (11 rec., 1 TD)**  
181, M. Evans, TB at DET 12/26 (10 rec., 2 TD)  
180, M. Jones, DET vs. MIN 01/03 (8 rec., 2 TD)  
179, Edelman, NE at SEA 09/20 (8 rec., 0 TD)  
177, Metcalf, SEA at PHI 11/30 (10 rec., 0 TD)  
175, Jefferson, MIN vs. TEN 09/27 (7 rec., 1 TD)  
173, D. Adams, GB at SF 11/05 (10 rec., 1 TD)  
171, Fuller, HOU at DET 11/26 (6 rec., 2 TD)  
169, Meyers, NE at NYJ 11/09 (12 rec., 0 TD)  
169, Hopkins, ARI vs. PHI 12/20 (9 rec., 1 TD)  
166, Jefferson, MIN vs. ATL 10/18 (9 rec., 2 TD)  
166, Cooks, HOU vs. TEN 01/03 (11 rec., 2 TD)  
163, Ridley, ATL vs. TB 12/20 (10 rec., 1 TD)  
161, Metcalf, SEA vs. SF 11/01 (12 rec., 2 TD)  
161, Cooks, HOU vs. JAX 10/11 (8 rec., 1 TD)  
159, Kelce, KC vs. CAR 11/08 (10 rec., 0 TD)  
157, J. Jones, ATL vs. SEA 09/13 (9 rec., 0 TD)  
156, D. Adams, GB at MIN 09/13 (14 rec., 2 TD)  
155, Agholor, LV vs. MIA 12/26 (5 rec., 1 TD)  
153, Diggs, BUF at MIA 09/20 (8 rec., 1 TD)  
**153, A. Brown, TEN vs. PIT 10/25 (6 rec., 1 TD)**  
152, Fulgham, PHI at PIT 10/11 (10 rec., 1 TD)  
151, Hopkins, ARI at SF 09/13 (14 rec., 0 TD)  
**151, A. Brown, TEN at HOU 01/03 (10 rec., 1 TD)**  
150, Waller, LV vs. LAC 12/17 (ot) (9 rec., 1 TD)  
149, Valdes-Scantling, GB vs. JAX 11/15 (4 rec., 1 TD)  
147, Diggs, BUF at DEN 12/19 (11 rec., 0 TD)  
146, Chark, JAX vs. HOU 11/08 (7 rec., 1 TD)  
146, Lazard, GB at NO 09/27 (6 rec., 1 TD)  
145, Diggs, BUF at NE 12/28 (9 rec., 3 TD)  
145, Kupp, LAR at TB 11/23 (11 rec., 0 TD)  
145, Allen, LAC vs. NYJ 11/22 (16 rec., 1 TD)  
143, Landry, CLE at JAX 11/29 (8 rec., 1 TD)  
143, Cole, JAX vs. DET 10/18 (6 rec., 0 TD)  
142, D. Adams, GB vs. TEN 12/27 (11 rec., 3 TD)  
141, Coutee, HOU vs. IND 12/06 (8 rec., 0 TD)  
141, Cooks, HOU vs. CIN 12/27 (7 rec., 1 TD)  
140, Jeudy, DEN vs. LV 01/03 (5 rec., 1 TD)  
139, Kamara, NO vs. GB 09/27 (13 rec., 2 TD)  
138, Brown, TB vs. ATL 01/03 (11 rec., 2 TD)  
138, Gallup, DAL at SEA 09/27 (6 rec., 1 TD)  
137, J. Jones, ATL at MIN 10/18 (8 rec., 2 TD)  
137, J. Jones, ATL at CAR 10/29 (7 rec., 0 TD)  
137, Hopkins, ARI vs. DET 09/27 (10 rec., 0 TD)  
136, Ridley, ATL vs. CAR 10/11 (8 rec., 0 TD)  
136, Kelce, KC vs. DEN 12/06 (8 rec., 1 TD)  
136, Kelce, KC at MIA 12/13 (8 rec., 1 TD)  
136, Hopkins, ARI at NYG 12/13 (9 rec., 0 TD)  
135, Jefferson, MIN at CHI 11/16 (8 rec., 0 TD)  
134, Cooper, DAL vs. CLE 10/04 (12 rec., 1 TD)  
133, Godwin, TB vs. ATL 01/03 (5 rec., 2 TD)  
133, Samuel, SF at LAR 11/29 (11 rec., 0 TD)  
133, Jefferson, MIN at DET 01/03 (9 rec., 0 TD)  
132, Allen, LAC vs. CAR 09/27 (13 rec., 1 TD)  
132, Byrd, NE at HOU 11/22 (6 rec., 1 TD)  
131, Moore, CAR at GB 12/19 (6 rec., 0 TD)  
131, Hopkins, ARI at NYJ 10/11 (6 rec., 1 TD)  
130, Woods, LAR at TB 11/23 (12 rec., 1 TD)  
130, Gesicki, MIA vs. BUF 09/20 (8 rec., 1 TD)  
130, Ridley, ATL at KC 12/27 (5 rec., 0 TD)  
130, Beasley, BUF at SF 12/07 (9 rec., 1 TD)  
130, Ridley, ATL vs. SEA 09/13 (9 rec., 2 TD)  
130, Diggs, BUF vs. PIT 12/13 (10 rec., 1 TD)  
129, Ingram, NYG at CIN 11/29 (6 rec., 0 TD)  
129, D. Slayton, NYG at DAL 10/11 (8 rec., 0 TD)  
**128, C. Davis, TEN at CIN 11/01 (8 rec., 1 TD)**  
127, Hopkins, ARI vs. BUF 11/15 (7 rec., 1 TD)  
127, Moore, CAR vs. DET 11/22 (7 rec., 0 TD)  
127, Kelce, KC at LV 11/22 (8 rec., 1 TD)  
125, Jeudy, DEN at ATL 11/08 (7 rec., 1 TD)

125, Higgins, CIN at IND 10/18 (6 rec., 0 TD)  
125, Boyd, CIN at PHI 09/27 (ot) (10 rec., 0 TD)  
125, McLaurin, WAS at ARI 09/20 (7 rec., 1 TD)  
125, Allen, LAC vs. JAX 10/25 (10 rec., 0 TD)  
124, Ridley, ATL at LAC 12/13 (8 rec., 1 TD)  
124, Lamb, DAL vs. NYG 10/11 (8 rec., 0 TD)  
123, Robinson, CHI vs. HOU 12/13 (9 rec., 1 TD)  
123, Kirk, ARI vs. MIA 11/08 (5 rec., 1 TD)  
123, Fuller, HOU at TEN 10/18 (ot) (6 rec., 1 TD)  
123, Robinson, CHI at ATL 09/27 (10 rec., 1 TD)  
123, Thielen, MIN vs. DAL 11/22 (8 rec., 2 TD)  
122, Sanders, NO vs. LAC 10/12 (ot) (12 rec., 0 TD)  
122, M. Evans, TB vs. LAC 10/04 (7 rec., 1 TD)  
121, D. Adams, GB vs. PHI 12/06 (10 rec., 2 TD)  
121, Cooper, DAL vs. PHI 12/27 (4 rec., 0 TD)  
121, Gallup, DAL vs. PHI 12/27 (6 rec., 2 TD)  
121, Jefferson, MIN vs. JAX 12/06 (ot) (9 rec., 1 TD)  
120, Moore, CAR at TB 09/20 (8 rec., 0 TD)  
119, Aiyuk, SF vs. WAS 12/13 (10 rec., 0 TD)  
119, Patrick, DEN vs. MIA 11/22 (5 rec., 0 TD)  
119, Parker, MIA at NYJ 11/29 (8 rec., 0 TD)  
118, Samuel, CAR vs. NO 01/03 (7 rec., 0 TD)  
118, Ruggs III, LV at KC 10/11 (2 rec., 1 TD)  
118, Diggs, BUF vs. SEA 11/08 (9 rec., 0 TD)  
**118, Raymond, TEN at MIN 09/27 (3 rec., 0 TD)**  
118, McLaurin, WAS vs. BAL 10/04 (10 rec., 0 TD)  
117, Waller, LV at DEN 01/03 (9 rec., 1 TD)  
116, Crowder, NYJ vs. ARI 10/11 (8 rec., 1 TD)  
116, Parker, MIA at BUF 01/03 (7 rec., 0 TD)  
116, D. Johnson, PIT vs. CIN 11/15 (6 rec., 1 TD)  
116, M. Jones, DET at CHI 12/06 (8 rec., 1 TD)  
115, D. Adams, GB at DET 12/13 (7 rec., 1 TD)  
115, Diggs, BUF at LV 10/04 (6 rec., 0 TD)  
115, Higgins, CIN at PIT 11/15 (7 rec., 1 TD)  
115, Aiyuk, SF at NE 10/25 (6 rec., 0 TD)  
115, Crowder, NYJ at BUF 09/13 (7 rec., 1 TD)  
115, McLaurin, WAS vs. NYG 11/08 (7 rec., 1 TD)  
114, Anderson, CAR vs. LV 09/13 (6 rec., 1 TD)  
114, Gage, ATL vs. SEA 09/13 (9 rec., 0 TD)  
114, Golladay, DET at ATL 10/25 (6 rec., 0 TD)  
114, Thielen, MIN at HOU 10/04 (8 rec., 1 TD)  
113, Hall, DET vs. IND 11/01 (4 rec., 0 TD)  
113, T. Hill, KC vs. CAR 11/08 (9 rec., 2 TD)  
113, Patrick, DEN at NYJ 10/01 (6 rec., 1 TD)  
**113, Firkser, TEN vs. HOU 10/18 (ot) (8 rec., 1 TD)**  
**113, C. Davis, TEN at BAL 11/22 (ot) (5 rec., 0 TD)**  
112, Cooper, DAL vs. WAS 11/26 (6 rec., 1 TD)  
112, M. Jones, DET at TEN 12/20 (10 rec., 1 TD)  
112, Shepard, NYG vs. DAL 01/03 (8 rec., 1 TD)  
112, Waller, LV vs. MIA 12/26 (5 rec., 0 TD)  
112, Fuller, HOU at KC 09/10 (8 rec., 0 TD)  
112, Anderson, CAR at ATL 10/11 (8 rec., 0 TD)  
**112, A. Brown, TEN at JAX 12/13 (7 rec., 1 TD)**  
112, Beasley, BUF at NYJ 10/25 (11 rec., 0 TD)  
112, Beasley, BUF at DEN 12/19 (8 rec., 0 TD)  
111, Meyers, NE at MIA 12/20 (7 rec., 0 TD)  
111, D. Johnson, PIT at JAX 11/22 (12 rec., 0 TD)  
111, Alie-Cox, IND vs. MIN 09/20 (5 rec., 0 TD)  
110, Kupp, LAR at MIA 11/01 (11 rec., 0 TD)  
110, Thielen, MIN vs. GB 09/13 (6 rec., 2 TD)  
110, Claypool, PIT vs. PHI 10/11 (7 rec., 3 TD)  
110, Parker, MIA vs. SEA 10/04 (10 rec., 0 TD)  
110, M. Evans, TB at ATL 12/20 (6 rec., 0 TD)  
110, Hilton, IND at HOU 12/06 (8 rec., 1 TD)  
110, C. Sims, WAS vs. NYG 11/08 (3 rec., 0 TD)  
110, Ridley, ATL vs. CHI 09/27 (5 rec., 0 TD)  
**110, C. Davis, TEN vs. DET 12/20 (4 rec., 1 TD)**  
110, Higgins, CLE at CIN 10/25 (6 rec., 0 TD)  
110, Metcalf, SEA vs. DAL 09/27 (4 rec., 1 TD)  
109, Kelce, KC vs. NYJ 11/01 (8 rec., 1 TD)  
109, Ridley, ATL at DAL 09/20 (7 rec., 2 TD)  
109, Beasley, BUF at ARI 11/15 (11 rec., 1 TD)  
109, Williams, LAC at NO 10/12 (ot) (5 rec., 2 TD)  
109, S. Miller, TB at LV 10/25 (6 rec., 1 TD)  
109, Anderson, CAR at TB 09/20 (9 rec., 0 TD)  
109, Kittle, SF vs. LAR 10/18 (7 rec., 1 TD)  
108, Johnson, IND vs. CIN 10/18 (5 rec., 0 TD)  
108, Fuller, HOU vs. MIN 10/04 (6 rec., 1 TD)  
108, Ridley, ATL vs. NO 12/06 (5 rec., 0 TD)  
108, Metcalf, SEA at BUF 11/08 (7 rec., 1 TD)  
108, Kelce, KC vs. LV 10/11 (8 rec., 1 TD)  
108, Williams, LAC at KC 01/03 (6 rec., 1 TD)

107, Kupp, LAR at BUF 09/27 (9 rec., 1 TD)  
107, C. Wilson, DAL at SEA 09/27 (5 rec., 2 TD)  
107, Davis, BUF vs. MIA 01/03 (2 rec., 1 TD)  
107, Agholor, LV vs. TB 10/25 (5 rec., 1 TD)  
106, Metcalf, SEA at MIA 10/04 (4 rec., 0 TD)  
106, Diggs, BUF at TEN 10/13 (10 rec., 0 TD)  
106, D. Adams, GB at IND 11/22 (ot) (7 rec., 1 TD)  
106, Gronkowski, TB vs. KC 11/29 (6 rec., 0 TD)  
106, Lamb, DAL vs. ATL 09/20 (6 rec., 0 TD)  
106, Da. Johnson, HOU at IND 12/20 (11 rec., 0 TD)  
106, Samuel, CAR at WAS 12/27 (5 rec., 0 TD)  
106, Williams, MIA at SF 10/11 (4 rec., 1 TD)  
106, Snead, BAL vs. PIT 11/01 (5 rec., 0 TD)  
105, Waller, LV vs. NO 09/21 (12 rec., 1 TD)  
105, Samuel, CAR at KC 11/08 (9 rec., 1 TD)  
105, Thomas, NO at ATL 12/06 (9 rec., 0 TD)  
105, Golladay, DET at JAX 10/18 (4 rec., 0 TD)  
105, Woods, LAR vs. DAL 09/13 (6 rec., 0 TD)  
104, Crowder, NYJ vs. DEN 10/01 (7 rec., 0 TD)  
104, M. Evans, TB vs. CAR 09/20 (7 rec., 1 TD)  
104, Thomas, NO vs. ATL 11/22 (9 rec., 0 TD)  
104, Jefferson, MIN vs. CHI 12/20 (8 rec., 0 TD)  
103, Robinson, CHI at JAX 12/27 (10 rec., 0 TD)  
103, Zacccheaus, ATL vs. DEN 11/08 (4 rec., 1 TD)  
103, Jefferson, MIN at HOU 10/04 (4 rec., 0 TD)  
103, Allen, LAC vs. LV 11/08 (9 rec., 1 TD)  
103, Hopkins, ARI vs. SEA 10/25 (ot) (10 rec., 1 TD)  
102, T. Hill, KC at LV 11/22 (11 rec., 1 TD)  
102, D. Slayton, NYG vs. PIT 09/14 (6 rec., 2 TD)  
101, Robinson, CHI vs. IND 10/04 (7 rec., 1 TD)  
101, Goedert, PHI at WAS 09/13 (8 rec., 1 TD)  
101, Moore, CAR vs. NO 01/03 (5 rec., 0 TD)  
**101, A. Brown, TEN vs. CHI 11/08 (4 rec., 1 TD)**  
101, Boyd, CIN vs. CLE 10/25 (11 rec., 1 TD)  
101, M. Brown, BAL vs. CLE 09/13 (5 rec., 0 TD)  
101, Claypool, PIT at CLE 01/03 (5 rec., 1 TD)  
101, L. Thomas, WAS vs. SEA 12/20 (13 rec., 0 TD)  
101, Hansen, HOU vs. IND 12/06 (5 rec., 0 TD)  
101, Pittman, IND at TEN 11/12 (7 rec., 0 TD)  
101, Perriman, NYJ vs. NE 11/09 (5 rec., 2 TD)  
**101, C. Davis, TEN at DEN 09/14 (7 rec., 0 TD)**  
101, Patrick, DEN at NE 10/18 (4 rec., 0 TD)  
100, Fuller, HOU at JAX 11/08 (5 rec., 1 TD)  
100, Lockett, SEA vs. DAL 09/27 (9 rec., 3 TD)  
100, Agholor, LV vs. IND 12/13 (5 rec., 1 TD)  
100, Cooper, DAL vs. ATL 09/20 (6 rec., 0 TD)  
100, Beasley, BUF vs. LAR 09/27 (6 rec., 0 TD)

WEEK 17 / THROUGH SUNDAY, JANUARY 3, 2021

100-Yard Rushing Games

253, Taylor, IND vs. JAX 01/03 (30 att., 2 TD)  
250, Henry, TEN at HOU 01/03 (34 att., 2 TD)  
215, Henry, TEN at JAX 12/13 (26 att., 2 TD)  
212, Henry, TEN vs. HOU 10/18 (ot) (22 att., 2 TD)  
206, Cook, MIN vs. DET 11/08 (22 att., 2 TD)  
192, Jones, TB at CAR 11/15 (23 att., 1 TD)  
183, Wilson, SF at ARI 12/26 (22 att., 0 TD)  
181, Cook, MIN vs. TEN 09/27 (22 att., 1 TD)  
178, Henry, TEN at IND 11/29 (27 att., 3 TD)  
171, Akers, LAR vs. NE 12/10 (29 att., 0 TD)  
168, Jones, GB vs. DET 09/20 (18 att., 2 TD)  
164, Drake, ARI at DAL 10/19 (20 att., 2 TD)  
163, Cook, MIN at GB 11/01 (30 att., 3 TD)  
161, Edwards-Helaire, KC at BUF 10/19 (26 att., 0 TD)  
160, Dobbins, BAL at CIN 01/03 (13 att., 2 TD)  
155, Kamara, NO vs. MIN 12/25 (22 att., 6 TD)  
151, Mixon, CIN vs. JAX 10/04 (25 att., 2 TD)  
150, Taylor, IND at LV 12/13 (20 att., 2 TD)  
147, Henry, TEN vs. DET 12/20 (24 att., 1 TD)  
146, Montgomery, CHI at MIN 12/20 (32 att., 2 TD)  
145, Jones, GB vs. CAR 12/19 (20 att., 1 TD)  
144, Chubb, CLE at JAX 11/29 (19 att., 1 TD)  
138, Edwards-Helaire, KC vs. HOU 09/10 (25 att., 1 TD)  
135, Gallman, NYG at SEA 12/06 (16 att., 0 TD)  
133, Henry, TEN at BAL 11/22 (ot) (28 att., 1 TD)  
132, Cook, MIN vs. CHI 12/20 (24 att., 1 TD)  
131, Gordon, DEN at KC 12/06 (15 att., 0 TD)  
130, Cook, MIN at HOU 10/04 (27 att., 2 TD)  
130, Jones, GB vs. PHI 12/06 (15 att., 1 TD)  
129, Jacobs, LV at CLE 11/01 (31 att., 0 TD)  
128, J. Robinson, JAX vs. CLE 11/29 (22 att., 1 TD)  
128, Da. Johnson, HOU vs. CIN 12/27 (12 att., 1 TD)  
128, A. Gibson, WAS vs. DAL 10/25 (20 att., 1 TD)  
126, Chubb, CLE vs. HOU 11/15 (19 att., 1 TD)  
124, Jackson, BAL at CLE 12/14 (9 att., 2 TD)  
124, Dillon, GB vs. TEN 12/27 (21 att., 2 TD)  
124, Chubb, CLE vs. CIN 09/17 (22 att., 2 TD)  
124, Murray, NO at DEN 11/29 (19 att., 2 TD)  
122, Ahmed, MIA vs. NE 12/20 (23 att., 1 TD)  
121, Gurley, ATL vs. CAR 10/11 (14 att., 1 TD)  
121, Harris, NE vs. BAL 11/15 (22 att., 0 TD)  
120, Cook, MIN vs. JAX 12/06 (ot) (32 att., 0 TD)  
119, Henry, TEN at MIN 09/27 (26 att., 2 TD)  
119, J. Robinson, JAX at LAC 10/25 (22 att., 1 TD)  
118, Sanders, PHI vs. BAL 10/18 (9 att., 0 TD)  
117, Michel, NE vs. LV 09/27 (9 att., 0 TD)  
116, Swift, DET at JAX 10/18 (14 att., 2 TD)  
116, Henry, TEN at DEN 09/14 (31 att., 0 TD)  
115, A. Gibson, WAS at DAL 11/26 (20 att., 3 TD)  
115, Cook, MIN vs. DAL 11/22 (27 att., 1 TD)  
115, Sanders, PHI vs. NO 12/13 (14 att., 2 TD)  
114, Henderson, LAR at BUF 09/27 (20 att., 1 TD)  
114, Chubb, CLE vs. PHI 11/22 (20 att., 0 TD)  
113, Dobbins, BAL vs. PIT 11/01 (15 att., 0 TD)  
113, Jones, TB vs. GB 10/18 (23 att., 2 TD)  
113, Snell, PIT at NYG 09/14 (19 att., 0 TD)  
113, Montgomery, CHI vs. HOU 12/13 (11 att., 1 TD)  
112, Henry, TEN at CIN 11/01 (18 att., 1 TD)  
112, Wilson, SF at NE 10/25 (17 att., 3 TD)  
112, Jacobs, LV vs. DEN 11/15 (21 att., 2 TD)  
112, Mattison, MIN at SEA 10/11 (20 att., 0 TD)  
111, Jones, TB vs. LAC 10/04 (20 att., 0 TD)  
109, Conner, PIT vs. HOU 09/27 (18 att., 1 TD)  
109, J. Robinson, JAX at GB 11/15 (23 att., 0 TD)  
108, Jackson, BAL at PHI 10/18 (9 att., 1 TD)  
108, Chubb, CLE vs. PIT 01/03 (14 att., 1 TD)  
108, Chubb, CLE vs. WAS 09/27 (19 att., 2 TD)  
107, Gordon, DEN at NYJ 10/01 (23 att., 2 TD)  
106, K. Murray, ARI vs. MIA 11/08 (11 att., 1 TD)  
106, Jones, TB at CHI 10/08 (17 att., 0 TD)  
106, Hurts, PHI vs. NO 12/13 (18 att., 0 TD)  
106, Conner, PIT vs. DEN 09/20 (16 att., 1 TD)  
105, Elliott, DAL vs. PHI 12/27 (19 att., 0 TD)  
105, Montgomery, NO at CAR 01/03 (18 att., 0 TD)  
104, Hunt, CLE vs. HOU 11/15 (19 att., 0 TD)  
104, Johnson, NYJ vs. LV 12/06 (22 att., 1 TD)

103, Fournette, TB vs. CAR 09/20 (12 att., 2 TD)  
**103, Henry, TEN vs. IND 11/12 (19 att., 0 TD)**  
103, Montgomery, CHI at GB 11/29 (11 att., 0 TD)  
103, Elliott, DAL at MIN 11/22 (21 att., 0 TD)  
102, Harris, NE at BUF 11/01 (16 att., 1 TD)  
102, Cook, MIN at TB 12/13 (22 att., 1 TD)  
102, J. Robinson, JAX at TEN 09/20 (16 att., 1 TD)  
101, Lindsay, DEN at NE 10/18 (23 att., 0 TD)  
101, Taylor, IND vs. MIN 09/20 (26 att., 1 TD)  
101, Edwards, BAL vs. DAL 12/08 (7 att., 0 TD)  
101, Conner, PIT vs. CLE 10/18 (20 att., 1 TD)  
100, Harris, NE at KC 10/05 (17 att., 0 TD)  
100, Drake, ARI vs. BUF 11/15 (16 att., 0 TD)

**WEEK 17 / THROUGH SUNDAY, JANUARY 3, 2021**

**AFC / LEADING PASSERS**

Player, Team	Att	Comp	Pct		Avg		Pct			Pct Rating	
			Comp	Yds	Gain	TD	TD	Long	Int	Int	Points
Watson, Hou.	544	382	70.2	4823	8.87	33	6.1	77t	7	1.3	112.4
Mahomes, K.C.	588	390	66.3	4740	8.06	38	6.5	75t	6	1.0	108.2
Allen, Buf.	572	396	69.2	4544	7.94	37	6.5	55	10	1.7	107.2
<b>Tannehill, Ten.</b>	<b>481</b>	<b>315</b>	<b>65.5</b>	<b>3819</b>	<b>7.94</b>	<b>33</b>	<b>6.9</b>	<b>75t</b>	<b>7</b>	<b>1.5</b>	<b>106.5</b>
Carr, L.V.	517	348	67.3	4103	7.94	27	5.2	85t	9	1.7	101.4
Jackson, Bal.	376	242	64.4	2757	7.33	26	6.9	47	9	2.4	99.3
*Herbert, LA-C	595	396	66.6	4336	7.29	31	5.2	72t	10	1.7	98.3
Rivers, Ind.	543	369	68.0	4169	7.68	24	4.4	55	11	2.0	97.0
Mayfield, Cle.	486	305	62.8	3563	7.33	26	5.3	75t	8	1.6	95.9
Minshew, Jac.	327	216	66.1	2259	6.91	16	4.9	51	5	1.5	95.9
Fitzpatrick, Mia.	267	183	68.5	2091	7.83	13	4.9	70	8	3.0	95.6
Roethlisberger, Pit.	608	399	65.6	3803	6.25	33	5.4	84t	10	1.6	94.1
*Burrow, Cin.	404	264	65.3	2688	6.65	13	3.2	67	5	1.2	89.8
*Tagovailoa, Mia.	290	186	64.1	1814	6.26	11	3.8	35	5	1.7	87.1
Newton, N.E.	368	242	65.8	2657	7.22	8	2.2	50	10	2.7	82.9
Lock, Den.	443	254	57.3	2933	6.62	16	3.6	92t	15	3.4	75.4
Darnold, NY-J	364	217	59.6	2208	6.07	9	2.5	69t	11	3.0	72.7

**AFC / LEADING PASSERS, RANKS**

Player, Team	Att	Comp	Pct		Avg		Pct			Pct Rating	
			Comp	Yds	Gain	TD	TD	Long	Int	Int	Points
Watson, Hou.	5	5	1	1	1	3t	5		5t	3	1
Mahomes, K.C.	3	4	7	2	2	1	4		4	1	2
Allen, Buf.	4	2t	2	3	3	2	3		11t	11	3
<b>Tannehill, Ten.</b>	<b>9</b>	<b>8</b>	<b>11</b>	<b>7</b>	<b>4</b>	<b>3t</b>	<b>2</b>		<b>5t</b>	<b>4</b>	<b>4</b>
Carr, L.V.	7	7	5	6	5	7	8		9t	10	5
Jackson, Bal.	12	12t	13	11	8	8t	1		9t	13	6
*Herbert, LA-C	2	2t	6	4	10	6	9		11t	8	7
Rivers, Ind.	6	6	4	5	7	10	12		15t	12	8
Mayfield, Cle.	8	9	15	9	9	8t	7		7t	7	9
Minshew, Jac.	15	15	8	14	12	11t	10		1t	5	10
Fitzpatrick, Mia.	17	17	3	16	6	13t	11		7t	15	11
Roethlisberger, Pit.	1	1	10	8	16	3t	6		11t	6	12
*Burrow, Cin.	11	10	12	12	13	13t	15		1t	2	13
*Tagovailoa, Mia.	16	16	14	17	15	15	13		1t	9	14
Newton, N.E.	13	12t	9	13	11	17	17		11t	14	15
Lock, Den.	10	11	17	10	14	11t	14		17	17	16
Darnold, NY-J	14	14	16	15	17	16	16		15t	16	17

**WEEK 17 / THROUGH SUNDAY, JANUARY 3, 2021**

**AFC / FOURTH-QUARTER PASSING LEADERS**

Rank	Player, Team	Att	Comp	Comp%	Yards	YPA	TD	TD%	Int	Int%	Rating
1)	Watson, Hou.	149	106	71.1	1415	9.50	13	8.7	2	1.3	124.4
2)	Jackson, Bal.	66	45	68.2	532	8.06	5	7.6	0	0.0	117.7
3)	Mahomes, K.C.	124	85	68.5	1017	8.20	11	8.9	2	1.6	116.2
4)	Allen, Buf.	114	80	70.2	1081	9.48	8	7.0	3	2.6	112.5
5)	*Tagovailoa, Mia.	65	50	76.9	478	7.35	4	6.2	1	1.5	110.9
6)	Roethlisberger, Pit.	147	109	74.1	959	6.52	12	8.2	3	2.0	109.8
<b>7)</b>	<b>Tannehill, Ten.</b>	<b>136</b>	<b>90</b>	<b>66.2</b>	<b>892</b>	<b>6.56</b>	<b>10</b>	<b>7.4</b>	<b>2</b>	<b>1.5</b>	<b>102.9</b>
8)	*Burrow, Cin.	106	74	69.8	738	6.96	6	5.7	2	1.9	100.3
9)	Newton, N.E.	97	65	67.0	748	7.71	3	3.1	1	1.0	96.1
10)	Mayfield, Cle.	90	51	56.7	639	7.10	6	6.7	2	2.2	91.9
11)	Carr, L.V.	125	82	65.6	870	6.96	7	5.6	4	3.2	91.1
12)	Minshew, Jac.	125	75	60.0	789	6.31	7	5.6	2	1.6	90.4
13)	Rivers, Ind.	143	93	65.0	947	6.62	4	2.8	4	2.8	81.5
14)	Glennon, Jac.	50	28	56.0	309	6.18	1	2.0	0	0.0	81.2
15)	*Herbert, LA-C	151	99	65.6	962	6.37	4	2.6	4	2.6	81.1
16)	Fitzpatrick, Mia.	78	51	65.4	578	7.41	3	3.8	4	5.1	78.9
17)	Lock, Den.	134	75	56.0	1007	7.51	8	6.0	8	6.0	75.1
18)	Flacco, NY-J	48	22	45.8	230	4.79	1	2.1	1	2.1	58.5
19)	Darnold, NY-J	90	49	54.4	378	4.20	1	1.1	3	3.3	54.8

**AFC / THIRD-DOWN PASSING LEADERS**

Rank	Player, Team	Att	Comp	Comp%	Yards	YPA	TD	TD%	Int	Int%	Rating
1)	Mahomes, K.C.	128	80	62.5	1139	8.90	11	8.6	1	0.8	116.6
2)	Carr, L.V.	136	87	64.0	1251	9.20	9	6.6	3	2.2	106.6
3)	Allen, Buf.	112	75	67.0	829	7.40	7	6.3	2	1.8	102.1
4)	*Herbert, LA-C	156	98	62.8	1164	7.46	14	9.0	6	3.8	99.4
5)	Jackson, Bal.	94	57	60.6	676	7.19	8	8.5	4	4.3	93.2
6)	Rivers, Ind.	135	86	63.7	1029	7.62	7	5.2	5	3.7	88.8
7)	Watson, Hou.	128	75	58.6	1063	8.30	5	3.9	3	2.3	88.8
<b>8)</b>	<b>Tannehill, Ten.</b>	<b>128</b>	<b>74</b>	<b>57.8</b>	<b>743</b>	<b>5.80</b>	<b>7</b>	<b>5.5</b>	<b>2</b>	<b>1.6</b>	<b>86.2</b>
9)	Roethlisberger, Pit.	166	104	62.7	1048	6.31	7	4.2	4	2.4	84.6
10)	Mayfield, Cle.	125	69	55.2	751	6.01	6	4.8	4	3.2	75.8
11)	*Burrow, Cin.	91	55	60.4	639	7.02	2	2.2	3	3.3	75.3
12)	Newton, N.E.	85	55	64.7	520	6.12	2	2.4	3	3.5	74.6
13)	Lock, Den.	122	69	56.6	866	7.10	3	2.5	5	4.1	69.9
14)	Darnold, NY-J	112	59	52.7	663	5.92	6	5.4	5	4.5	69.9



**WEEK 17 / THROUGH SUNDAY, JANUARY 3, 2021**

**AFC / LEADING RUSHERS**

Rank	Player, Team	Att	Yards	Avg	Long	TD
<b>1)</b>	<b>Henry, Ten.</b>	<b>378</b>	<b>2027</b>	<b>5.4</b>	<b>94t</b>	<b>17</b>
2)	*Taylor, Ind.	232	1169	5.0	62t	11
3)	*J. Robinson, Jac.	240	1070	4.5	47	7
4)	Chubb, Cle.	190	1067	5.6	59	12
5)	Jacobs, L.V.	273	1065	3.9	28t	12
6)	Jackson, Bal. (QB)	159	1005	6.3	50t	7
7)	Gordon, Den.	215	986	4.6	65	9
8)	Hunt, Cle.	198	841	4.2	33	6
9)	*Dobbins, Bal.	134	805	6.0	72t	9
10)	*Edwards-Helaire, K.C.	181	803	4.4	31	4
11)	Edwards, Bal.	144	723	5.0	36	6
12)	Conner, Pit.	169	721	4.3	59	6
13t)	Harris, N.E.	137	691	5.0	41	2
13t)	Da. Johnson, Hou.	147	691	4.7	48	6
15)	Singleton, Buf.	156	687	4.4	51t	2
16)	Gore, NY-J	187	653	3.5	17	2
17)	Newton, N.E. (QB)	137	592	4.3	49	12
18)	Gaskin, Mia.	142	584	4.1	26	3
19)	Ekeler, LA-C	116	530	4.6	27	1
20)	Lindsay, Den.	118	502	4.3	55t	1
21)	*Moss, Buf.	112	481	4.3	31	4
22)	Michel, N.E.	79	449	5.7	48	1
23)	Watson, Hou. (QB)	90	444	4.9	16	3
24)	Mixon, Cin.	119	428	3.6	34t	3
25)	Booker, L.V.	93	423	4.5	43	3
26)	Allen, Buf. (QB)	102	421	4.1	24t	8
27)	Bernard, Cin.	124	416	3.4	15	3
28)	Hines, Ind.	89	380	4.3	31	3
29)	Snell, Pit.	111	368	3.3	30	4
30)	*Kelley, LA-C	111	354	3.2	33	2
31)	Bell, NY-J-K.C.	82	328	4.0	16	2
32)	*Ahmed, Mia.	75	319	4.3	31	3
33t)	Mahomes, K.C. (QB)	62	308	5.0	24	2
33t)	Wilkins, Ind.	84	308	3.7	22	1
35)	Ballage, NY-J-LA-C	91	303	3.3	17	3
36)	Perine, Cin.	63	301	4.8	46t	3
37)	Ingram, Bal.	72	299	4.2	30t	2
38)	Burkhead, N.E.	67	274	4.1	18	3
39)	Jackson, LA-C	59	270	4.6	36	0
<b>40)</b>	<b>Tannehill, Ten. (QB)</b>	<b>43</b>	<b>266</b>	<b>6.2</b>	<b>45t</b>	<b>7</b>
41t)	Breida, Mia.	59	254	4.3	24	0
41t)	Johnson, Det.-NY-J	54	254	4.7	34	1
43)	Du. Johnson, Hou.	77	235	3.1	23	1
44)	*Herbert, LA-C (QB)	55	234	4.3	31	5
45)	*Perine, NY-J	64	232	3.6	20	2
46)	Darnold, NY-J (QB)	37	217	5.9	46t	2
<b>47)</b>	<b>McNichols, Ten.</b>	<b>47</b>	<b>204</b>	<b>4.3</b>	<b>20</b>	<b>1</b>
48)	Freeman, Den.	35	170	4.9	23	0
49)	Darre. Williams, K.C.	39	169	4.3	13t	1
50)	D. Johnson, Cle.	33	166	5.0	28	0

**WEEK 17 / THROUGH SUNDAY, JANUARY 3, 2021**

**AFC / THIRD-AND-ONE RUSHING LEADERS**

Rank	Player, Team	Att	FD	Pct
1t)	Chubb, Cle.	6	6	100.0
1t)	Brissett, Ind.	5	5	100.0
1t)	Lock, Den.	5	5	100.0
1t)	Bra. Allen, Cin.	4	4	100.0
1t)	*Burrow, Cin.	4	4	100.0
1t)	Yeldon, Buf.	4	4	100.0
7)	Edwards, Bal.	16	15	93.8
8)	Newton, N.E.	13	12	92.3
9)	Hunt, Cle.	7	6	85.7
10t)	Bernard, Cin.	5	4	80.0
10t)	*Tagovailoa, Mia.	5	4	80.0
<b>10t)</b>	<b>Tannehill, Ten.</b>	<b>5</b>	<b>4</b>	<b>80.0</b>
10t)	Watson, Hou.	5	4	80.0
<b>14)</b>	<b>Henry, Ten.</b>	<b>14</b>	<b>11</b>	<b>78.6</b>
15)	*Moss, Buf.	9	7	77.8
16)	Conner, Pit.	7	5	71.4
17)	Da. Johnson, Hou.	10	7	70.0
18t)	Snell, Pit.	12	8	66.7
18t)	*J. Robinson, Jac.	9	6	66.7
18t)	Gordon, Den.	6	4	66.7
21)	Ballage, NY-J-LA-C	8	5	62.5
22)	*Kelley, LA-C	10	6	60.0
23)	Allen, Buf.	10	5	50.0
24)	Jacobs, L.V.	11	5	45.5

**WEEK 17 / THROUGH SUNDAY, JANUARY 3, 2021****AFC / LEADERS IN RECEPTIONS**

Rank	Player, Team	Rec	Yards	Avg	Long	TD
1)	Diggs, Buf.	127	1535	12.1	55	8
2)	Waller, L.V. (TE)	107	1196	11.2	38t	9
3)	Kelce, K.C. (TE)	105	1416	13.5	45	11
4)	Allen, LA-C	100	992	9.9	28	8
5)	Smith-Schuster, Pit.	97	831	8.6	31t	9
6)	D. Johnson, Pit.	88	923	10.5	47	7
7)	T. Hill, K.C.	87	1276	14.7	75t	15
8)	Beasley, Buf.	82	967	11.8	35	4
9)	Cooks, Hou.	81	1150	14.2	57t	6
10)	Boyd, Cin.	79	841	10.6	72t	4
11)	Landry, Cle.	72	840	11.7	32	3
<b>12)</b>	<b>A. Brown, Ten.</b>	<b>70</b>	<b>1075</b>	<b>15.4</b>	<b>73t</b>	<b>11</b>
13)	*Higgins, Cin.	67	908	13.6	67	6
<b>14)</b>	<b>C. Davis, Ten.</b>	<b>65</b>	<b>984</b>	<b>15.1</b>	<b>75t</b>	<b>5</b>
15t)	Parker, Mia.	63	793	12.6	31	4
15t)	Hines, Ind. (RB)	63	482	7.7	29t	4
17t)	*Claypool, Pit.	62	873	14.1	84t	9
17t)	Fant, Den. (TE)	62	673	10.9	37	3
19)	Henry, LA-C (TE)	60	613	10.2	33	4
20t)	Meyers, N.E.	59	729	12.4	35	0
20t)	Crowder, NY-J	59	699	11.8	69t	6
22t)	M. Brown, Bal.	58	769	13.3	70t	8
22t)	Andrews, Bal. (TE)	58	701	12.1	39	7
22t)	*Shenault, Jac.	58	600	10.3	36	5
25t)	Hilton, Ind.	56	762	13.6	50	5
25t)	Renfrow, L.V.	56	656	11.7	53	2
25t)	Ebron, Pit. (TE)	56	558	10.0	27	5
28)	Cole, Jac.	55	642	11.7	51	5
29)	Ekeler, LA-C (RB)	54	403	7.5	28	2
30t)	Fuller, Hou.	53	879	16.6	77t	8
30t)	Chark, Jac.	53	706	13.3	73t	5
30t)	Gesicki, Mia. (TE)	53	703	13.3	70	6
33)	*Jeudy, Den.	52	856	16.5	92t	3
34)	Patrick, Den.	51	742	14.5	61	6
35t)	White, N.E. (RB)	49	375	7.7	34	1
35t)	*J. Robinson, Jac. (RB)	49	344	7.0	28	3
37t)	Agholor, L.V.	48	896	18.7	85t	8
37t)	Williams, LA-C	48	756	15.8	64t	5
39t)	Byrd, N.E.	47	604	12.9	42t	1
39t)	Green, Cin.	47	523	11.1	33	2
39t)	Bernard, Cin. (RB)	47	355	7.6	42	3
42)	Hooper, Cle. (TE)	46	435	9.5	36	4
43)	Robinson, K.C.	45	466	10.4	28	3
44)	Pascal, Ind.	44	629	14.3	42t	5
45t)	Hardman, K.C.	41	560	13.7	49t	4
<b>45t)</b>	<b>J. Smith, Ten. (TE)</b>	<b>41</b>	<b>448</b>	<b>10.9</b>	<b>63</b>	<b>8</b>
45t)	Gaskin, Mia. (RB)	41	388	9.5	59t	2
48t)	*Pittman, Ind.	40	503	12.6	45t	1
48t)	Conley, Jac.	40	471	11.8	51	2
48t)	Sample, Cin. (TE)	40	349	8.7	23	1

**WEEK 17 / THROUGH SUNDAY, JANUARY 3, 2021**

**AFC / RECEIVING YARDAGE LEADERS**

Rank	Player, Team	Yards	Rec	Avg	Long	TD
1)	Diggs, Buf.	1535	127	12.1	55	8
2)	Kelce, K.C. (TE)	1416	105	13.5	45	11
3)	T. Hill, K.C.	1276	87	14.7	75t	15
4)	Waller, L.V. (TE)	1196	107	11.2	38t	9
5)	Cooks, Hou.	1150	81	14.2	57t	6
<b>6)</b>	<b>A. Brown, Ten.</b>	<b>1075</b>	<b>70</b>	<b>15.4</b>	<b>73t</b>	<b>11</b>
7)	Allen, LA-C	992	100	9.9	28	8
<b>8)</b>	<b>C. Davis, Ten.</b>	<b>984</b>	<b>65</b>	<b>15.1</b>	<b>75t</b>	<b>5</b>
9)	Beasley, Buf.	967	82	11.8	35	4
10)	D. Johnson, Pit.	923	88	10.5	47	7
11)	*Higgins, Cin.	908	67	13.6	67	6
12)	Agholor, L.V.	896	48	18.7	85t	8
13)	Fuller, Hou.	879	53	16.6	77t	8
14)	*Claypool, Pit.	873	62	14.1	84t	9
15)	*Jeudy, Den.	856	52	16.5	92t	3
16)	Boyd, Cin.	841	79	10.6	72t	4
17)	Landry, Cle.	840	72	11.7	32	3
18)	Smith-Schuster, Pit.	831	97	8.6	31t	9
19)	Parker, Mia.	793	63	12.6	31	4
20)	M. Brown, Bal.	769	58	13.3	70t	8
21)	Hilton, Ind.	762	56	13.6	50	5
22)	Williams, LA-C	756	48	15.8	64t	5
23)	Patrick, Den.	742	51	14.5	61	6
24)	Meyers, N.E.	729	59	12.4	35	0
25)	Chark, Jac.	706	53	13.3	73t	5
26)	Gesicki, Mia. (TE)	703	53	13.3	70	6
27)	Andrews, Bal. (TE)	701	58	12.1	39	7
28)	Crowder, NY-J	699	59	11.8	69t	6
29)	Fant, Den. (TE)	673	62	10.9	37	3
30)	Renfrow, L.V.	656	56	11.7	53	2
31)	Cole, Jac.	642	55	11.7	51	5
32)	Pascal, Ind.	629	44	14.3	42t	5
33)	Henry, LA-C (TE)	613	60	10.2	33	4
34)	Byrd, N.E.	604	47	12.9	42t	1
35)	*Shenault, Jac.	600	58	10.3	36	5
36t)	*Davis, Buf.	599	35	17.1	56t	7
36t)	Higgins, Cle.	599	37	16.2	43	4
38)	Hardman, K.C.	560	41	13.7	49t	4
39)	Ebron, Pit. (TE)	558	56	10.0	27	5
40)	Green, Cin.	523	47	11.1	33	2
41)	Guyton, LA-C	511	28	18.3	72t	3
42)	Perriman, NY-J	505	30	16.8	53	3
43)	*Pittman, Ind.	503	40	12.6	45t	1
44)	Hines, Ind. (RB)	482	63	7.7	29t	4
45)	Conley, Jac.	471	40	11.8	51	2
46)	Robinson, K.C.	466	45	10.4	28	3
47)	Brown, Buf.	458	33	13.9	46t	3
48)	*Ruggs III, L.V.	452	26	17.4	72t	2
<b>49)</b>	<b>J. Smith, Ten. (TE)</b>	<b>448</b>	<b>41</b>	<b>10.9</b>	<b>63</b>	<b>8</b>
50)	Cobb, Hou.	441	38	11.6	34	3

**WEEK 17 / THROUGH SUNDAY, JANUARY 3, 2021**

**AFC / THIRD-DOWN RECEIVING LEADERS**

Rank	Player, Team	Rec	Yards	Avg	Long	TD
1)	Allen, LA-C	33	353	10.7	28	6
2)	Smith-Schuster, Pit.	32	268	8.4	26	4
3t)	Waller, L.V. (TE)	28	354	12.6	29	1
3t)	Diggs, Buf.	28	278	9.9	23	1
5)	Kelce, K.C. (TE)	25	394	15.8	44	2
6t)	*Claypool, Pit.	22	375	17.0	41	2
6t)	D. Johnson, Pit.	22	207	9.4	41	1
8t)	T. Hill, K.C.	19	291	15.3	44t	5
8t)	Crowder, NY-J	19	282	14.8	69t	4
8t)	Boyd, Cin.	19	264	13.9	72t	3
<b>8t)</b>	<b>Firkser, Ten. (TE)</b>	<b>19</b>	<b>157</b>	<b>8.3</b>	<b>20</b>	<b>0</b>
12t)	*Jeudy, Den.	18	342	19.0	92t	2
<b>12t)</b>	<b>A. Brown, Ten.</b>	<b>18</b>	<b>240</b>	<b>13.3</b>	<b>40t</b>	<b>3</b>
12t)	Henry, LA-C (TE)	18	173	9.6	19	2
15t)	Williams, LA-C	17	324	19.1	64t	2
15t)	Renfrow, L.V.	17	253	14.9	53	1
15t)	*Shenault, Jac.	17	184	10.8	36	1
15t)	Beasley, Buf.	17	183	10.8	27	1
15t)	Meyers, N.E.	17	155	9.1	19	0
20t)	Andrews, Bal. (TE)	16	250	15.6	39	3
20t)	Patrick, Den.	16	249	15.6	40	2
20t)	Hilton, Ind.	16	195	12.2	21t	3
20t)	Fant, Den. (TE)	16	165	10.3	37	0
20t)	Ebron, Pit. (TE)	16	164	10.3	22	1
20t)	White, N.E. (RB)	16	113	7.1	21	0
26t)	Landry, Cle.	15	154	10.3	20	0
26t)	Eifert, Jac. (TE)	15	132	8.8	19t	1
28t)	*Higgins, Cin.	14	238	17.0	67	0
28t)	Cooks, Hou.	14	183	13.1	26	0
28t)	*Pittman, Ind.	14	177	12.6	30	0
28t)	Green, Cin.	14	157	11.2	22	1
32t)	Agholor, L.V.	13	239	18.4	45t	2
<b>32t)</b>	<b>C. Davis, Ten.</b>	<b>13</b>	<b>143</b>	<b>11.0</b>	<b>27</b>	<b>1</b>
32t)	Snead, Bal.	13	132	10.2	19t	1
35t)	Fuller, Hou.	12	195	16.3	77t	2
35t)	Cole, Jac.	12	157	13.1	51	3
35t)	M. Brown, Bal.	12	136	11.3	30	2
35t)	Parker, Mia.	12	130	10.8	23	2
35t)	Berrios, NY-J	12	118	9.8	34	0
35t)	Ekeler, LA-C (RB)	12	93	7.8	16	1
41t)	Byrd, N.E.	11	151	13.7	30	0
41t)	Bernard, Cin. (RB)	11	101	9.2	42	0
41t)	Hooper, Cle. (TE)	11	101	9.2	17	1
41t)	Grant, Mia.	11	90	8.2	18	1
41t)	Hunt, Cle. (RB)	11	90	8.2	26	2
46t)	Pascal, Ind.	10	200	20.0	36	1
46t)	Guyton, LA-C	10	196	19.6	72t	2
46t)	*Hamler, Den.	10	103	10.3	21	0
49t)	Chark, Jac.	9	192	21.3	73t	1
49t)	Brown, Buf.	9	167	18.6	46t	1
49t)	Gesicki, Mia. (TE)	9	134	14.9	25	1
49t)	Conley, Jac.	9	116	12.9	28t	1
49t)	Ford, Mia.-N.E.-Mia.	9	90	10.0	16	0
49t)	Da. Johnson, Hou. (RB)	9	86	9.6	31	1
49t)	Thompson, Jac. (RB)	9	64	7.1	15	1
49t)	Hines, Ind. (RB)	9	48	5.3	9	1

**WEEK 17 / THROUGH SUNDAY, JANUARY 3, 2021**

**AFC / LEADING SCORERS, NONKICKERS**

Rank	Player, Team	TD	Rush	Rec	Ret	X2	Pts
<b>1)</b>	<b>Henry, Ten. (RB)</b>	<b>17</b>	<b>17</b>	<b>0</b>	<b>0</b>	<b>1</b>	<b>104</b>
2)	T. Hill, K.C. (WR)	17	2	15	0	0	102
3)	Newton, N.E. (QB)	13	12	1	0	0	78
<b>4t)</b>	<b>A. Brown, Ten. (WR)</b>	<b>12</b>	<b>0</b>	<b>11</b>	<b>1</b>	<b>0</b>	<b>72</b>
4t)	Chubb, Cle. (RB)	12	12	0	0	0	72
4t)	Jacobs, L.V. (RB)	12	12	0	0	0	72
4t)	*Taylor, Ind. (RB)	12	11	1	0	0	72
8)	Kelce, K.C. (TE)	11	0	11	0	1	68
9t)	*Claypool, Pit. (WR)	11	2	9	0	0	66
9t)	Hunt, Cle. (RB)	11	6	5	0	0	66
11)	*J. Robinson, Jac. (RB)	10	7	3	0	1	62
12)	Gordon, Den. (RB)	10	9	1	0	0	60
13)	*Dobbins, Bal. (RB)	9	9	0	0	2	58
14t)	Smith-Schuster, Pit. (WR)	9	0	9	0	1	56
14t)	Waller, L.V. (TE)	9	0	9	0	1	56
16t)	Allen, Buf. (QB)	9	8	1	0	0	54
<b>16t)</b>	<b>J. Smith, Ten. (TE)</b>	<b>9</b>	<b>1</b>	<b>8</b>	<b>0</b>	<b>0</b>	<b>54</b>
18)	Allen, LA-C (WR)	8	0	8	0	1	50
19t)	Agholor, L.V. (WR)	8	0	8	0	0	48
19t)	M. Brown, Bal. (WR)	8	0	8	0	0	48
19t)	Diggs, Buf. (WR)	8	0	8	0	0	48
19t)	Fuller, Hou. (WR)	8	0	8	0	0	48
19t)	Da. Johnson, Hou. (RB)	8	6	2	0	0	48
<b>24)</b>	<b>Tannehill, Ten. (QB)</b>	<b>7</b>	<b>7</b>	<b>0</b>	<b>0</b>	<b>2</b>	<b>46</b>
25)	Hines, Ind. (RB)	7	3	4	0	1	44
26t)	Andrews, Bal. (TE)	7	0	7	0	0	42
26t)	*Davis, Buf. (WR)	7	0	7	0	0	42
26t)	Jackson, Bal. (QB)	7	7	0	0	0	42
26t)	D. Johnson, Pit. (WR)	7	0	7	0	0	42
30t)	Bernard, Cin. (RB)	6	3	3	0	0	36
30t)	Burkhead, N.E. (RB)	6	3	3	0	0	36
30t)	Cole, Jac. (WR)	6	0	5	1	0	36
30t)	Conner, Pit. (RB)	6	6	0	0	0	36
30t)	Cooks, Hou. (WR)	6	0	6	0	0	36
30t)	Crowder, NY-J (WR)	6	0	6	0	0	36
30t)	Edwards, Bal. (RB)	6	6	0	0	0	36
30t)	Gesicki, Mia. (TE)	6	0	6	0	0	36
30t)	*Higgins, Cin. (WR)	6	0	6	0	0	36
30t)	McKenzie, Buf. (WR)	6	0	5	1	0	36
30t)	Patrick, Den. (WR)	6	0	6	0	0	36
41t)	Ebron, Pit. (TE)	5	0	5	0	1	32
41t)	Hardman, K.C. (WR)	5	0	4	1	1	32
41t)	Hilton, Ind. (WR)	5	0	5	0	1	32
44t)	Burton, Ind. (TE)	5	2	3	0	0	30
44t)	Chark, Jac. (WR)	5	0	5	0	0	30
<b>44t)</b>	<b>C. Davis, Ten. (WR)</b>	<b>5</b>	<b>0</b>	<b>5</b>	<b>0</b>	<b>0</b>	<b>30</b>
44t)	*Edwards-Helaire, K.C. (RB)	5	4	1	0	0	30
44t)	Gaskin, Mia. (RB)	5	3	2	0	0	30
44t)	*Herbert, LA-C (QB)	5	5	0	0	0	30
44t)	*Moss, Buf. (RB)	5	4	1	0	0	30
44t)	Pascal, Ind. (WR)	5	0	5	0	0	30
44t)	*Shenault, Jac. (WR)	5	0	5	0	0	30
44t)	Washington, Pit. (WR)	5	0	5	0	0	30
44t)	Williams, LA-C (WR)	5	0	5	0	0	30

**WEEK 17 / THROUGH SUNDAY, JANUARY 3, 2021**

**AFC / LEADING SCORERS, KICKERS**

Rank	Player, Team	PAT	FG	Pct	Long	Pts
1t)	Carlson, L.V.	45/47	33/35	.943	54	144
1t)	Sanders, Mia.	36/36	36/39	.923	56	144
3)	*Bass, Buf.	57/59	28/34	.824	58	141
4)	*Blankenship, Ind.	43/45	32/37	.865	53	139
5)	Tucker, Bal.	52/53	26/29	.897	55	130
6)	Butker, K.C.	48/54	25/27	.926	58	123
7)	Fairbairn, Hou.	37/40	27/31	.871	54	118
8t)	Badgley, LA-C	36/39	24/33	.727	53	108
8t)	Folk, N.E.	30/33	26/28	.929	51	108
8t)	McManus, Den.	24/27	28/34	.824	58	108
<b>11t)</b>	<b>Gostkowski, Ten.</b>	<b>46/48</b>	<b>18/26</b>	<b>.692</b>	<b>55</b>	<b>100</b>
11t)	Parkey, Cle.	43/47	19/22	.864	46	100
13)	Boswell, Pit.	34/38	19/20	.950	59	91
14)	Bullock, Cin.	24/25	21/26	.808	55	87
<b>15)</b>	<b>*Sloman, LA-R-Ten.</b>	<b>23/26</b>	<b>10/13</b>	<b>.769</b>	<b>47</b>	<b>53</b>
16)	Ficken, NY-J	12/15	13/15	.867	54	51
17)	Rosas, Jac.	9/ 9	8/11	.727	54	33
18)	Castillo, NY-J	6/ 7	8/13	.615	55	30
19)	Seibert, Cle.-Cin.	8/ 9	6/ 9	.667	48	26
20)	Lambo, Jac.	8/10	5/ 5	1.000	59	23
21)	Wright, Pit.	7/ 7	4/ 4	1.000	46	19
22)	McLaughlin, ALL totals	5/ 6	4/ 5	.800	52	17
23)	Brown, Jac.	1/ 1	1/ 2	.500	31	4
24)	Hauschka, Jac.	2/ 2	0/ 2	.000	--	2
25)	Russolino, Den.	1/ 3	0/ 1	.000	--	1
26)	Gillan, Cle.	0/ 0	0/ 1	.000	--	0

**AFC / TOUCHBACKS ON KICKOFFS**

Rank	Player, Team	TB
1)	Butker, K.C.	72
2)	*Bass, Buf.	71
3)	Tucker, Bal.	65
4)	Sanders, Mia.	64
5)	Carlson, L.V.	61
6)	McManus, Den.	54
7)	Fairbairn, Hou.	52
<b>8)</b>	<b>Gostkowski, Ten.</b>	<b>51</b>
9)	Long, LA-C	49
10)	Parkey, Cle.	45
11)	Boswell, Pit.	44
12)	Bullock, Cin.	43
13)	Bailey, N.E.	42
14)	Sanchez, Ind.	33
15)	Cooke, Jac.	25
<b>16)</b>	<b>*Sloman, LA-R-Ten.</b>	<b>24</b>
17)	Ficken, NY-J	18
18)	*Mann, NY-J	16
19)	Rosas, Jac.	15
20t)	*Blankenship, Ind.	13
20t)	Seibert, Cle.-Cin.	13
22)	Lambo, Jac.	2
23)	Wright, Pit.	1

**WEEK 17 / THROUGH SUNDAY, JANUARY 3, 2021**

**AFC / MOST YARDS FROM SCRIMMAGE**

Rank	Player, Team	Total			Rushing			Receiving		
		Yards	Att+Rec	Avg	Yards	Att	Avg	Yards	Rec	Avg
<b>1)</b>	<b>Henry, Ten. (RB)</b>	<b>2141</b>	<b>397</b>	<b>5.4</b>	<b>2027</b>	<b>378</b>	<b>5.4</b>	<b>114</b>	<b>19</b>	<b>6.0</b>
2)	Diggs, Buf. (WR)	1536	128	12.0	1	1	1.0	1535	127	12.1
3)	*Taylor, Ind. (RB)	1468	268	5.5	1169	232	5.0	299	36	8.3
4)	Kelce, K.C. (TE)	1416	105	13.5	0	0	---	1416	105	13.5
5)	*J. Robinson, Jac. (RB)	1414	289	4.9	1070	240	4.5	344	49	7.0
6)	T. Hill, K.C. (WR)	1399	100	14.0	123	13	9.5	1276	87	14.7
7)	Jacobs, L.V. (RB)	1303	306	4.3	1065	273	3.9	238	33	7.2
8)	Chubb, Cle. (RB)	1217	206	5.9	1067	190	5.6	150	16	9.4
9)	Waller, L.V. (TE)	1196	107	11.2	0	0	---	1196	107	11.2
10)	Cooks, Hou. (WR)	1150	81	14.2	0	0	---	1150	81	14.2
11)	Hunt, Cle. (RB)	1145	236	4.9	841	198	4.2	304	38	8.0
12)	Gordon, Den. (RB)	1144	247	4.6	986	215	4.6	158	32	4.9
13)	*Edwards-Helaire, K.C. (RB)	1100	217	5.1	803	181	4.4	297	36	8.3
<b>14)</b>	<b>A. Brown, Ten. (WR)</b>	<b>1075</b>	<b>70</b>	<b>15.4</b>	<b>0</b>	<b>0</b>	<b>---</b>	<b>1075</b>	<b>70</b>	<b>15.4</b>
15t)	Jackson, Bal. (QB)	1005	159	6.3	1005	159	6.3	0	0	---
15t)	Da. Johnson, Hou. (RB)	1005	180	5.6	691	147	4.7	314	33	9.5
17)	Allen, LA-C (WR)	991	101	9.8	-1	1	-1.0	992	100	9.9
<b>18)</b>	<b>C. Davis, Ten. (WR)</b>	<b>984</b>	<b>65</b>	<b>15.1</b>	<b>0</b>	<b>0</b>	<b>---</b>	<b>984</b>	<b>65</b>	<b>15.1</b>
19)	Gaskin, Mia. (RB)	972	183	5.3	584	142	4.1	388	41	9.5
20)	Beasley, Buf. (WR)	967	82	11.8	0	0	---	967	82	11.8
21)	Singletary, Buf. (RB)	956	194	4.9	687	156	4.4	269	38	7.1
22)	D. Johnson, Pit. (WR)	938	91	10.3	15	3	5.0	923	88	10.5
23t)	Conner, Pit. (RB)	936	204	4.6	721	169	4.3	215	35	6.1
23t)	*Higgins, Cin. (WR)	936	72	13.0	28	5	5.6	908	67	13.6
25)	Ekeler, LA-C (RB)	933	170	5.5	530	116	4.6	403	54	7.5
26)	*Dobbins, Bal. (RB)	925	152	6.1	805	134	6.0	120	18	6.7
27)	Agholor, L.V. (WR)	896	48	18.7	0	0	---	896	48	18.7
28)	Boyd, Cin. (WR)	890	84	10.6	49	5	9.8	841	79	10.6
29)	*Claypool, Pit. (WR)	889	72	12.3	16	10	1.6	873	62	14.1
30)	Fuller, Hou. (WR)	879	54	16.3	0	1	0.0	879	53	16.6
31)	Hines, Ind. (RB)	862	152	5.7	380	89	4.3	482	63	7.7
32)	*Jeudy, Den. (WR)	856	52	16.5	0	0	---	856	52	16.5
33)	Edwards, Bal. (RB)	852	153	5.6	723	144	5.0	129	9	14.3
34)	Landry, Cle. (WR)	850	76	11.2	10	4	2.5	840	72	11.7
35)	Smith-Schuster, Pit. (WR)	831	97	8.6	0	0	---	831	97	8.6
36)	Parker, Mia. (WR)	793	63	12.6	0	0	---	793	63	12.6
37)	Bernard, Cin. (RB)	771	171	4.5	416	124	3.4	355	47	7.6
38)	M. Brown, Bal. (WR)	770	59	13.1	1	1	1.0	769	58	13.3
39)	Hilton, Ind. (WR)	762	56	13.6	0	0	---	762	56	13.6
40)	Williams, LA-C (WR)	757	49	15.4	1	1	1.0	756	48	15.8
41)	Harris, N.E. (RB)	743	142	5.2	691	137	5.0	52	5	10.4
42t)	Gore, NY-J (RB)	742	203	3.7	653	187	3.5	89	16	5.6
42t)	Patrick, Den. (WR)	742	51	14.5	0	0	---	742	51	14.5
44)	Meyers, N.E. (WR)	738	61	12.1	9	2	4.5	729	59	12.4
45)	Crowder, NY-J (WR)	713	60	11.9	14	1	14.0	699	59	11.8
46)	Chark, Jac. (WR)	706	53	13.3	0	0	---	706	53	13.3
47)	Gesicki, Mia. (TE)	703	53	13.3	0	0	---	703	53	13.3
48)	Andrews, Bal. (TE)	701	58	12.1	0	0	---	701	58	12.1
49)	*Shenault, Jac. (WR)	691	76	9.1	91	18	5.1	600	58	10.3
50)	Fant, Den. (TE)	673	62	10.9	0	0	---	673	62	10.9



**WEEK 17 / THROUGH SUNDAY, JANUARY 3, 2021****AFC / LEADERS IN FIRST DOWNS**

Rank	Player, Team	Rush	Rec	Tot
<b>1)</b>	<b>Henry, Ten. (RB)</b>	<b>98</b>	<b>4</b>	<b>102</b>
2)	*Taylor, Ind. (RB)	69	12	81
3)	Kelce, K.C. (TE)	0	79	79
4)	Diggs, Buf. (WR)	0	73	73
5)	Jacobs, L.V. (RB)	61	9	70
6t)	*J. Robinson, Jac. (RB)	54	15	69
6t)	Waller, L.V. (TE)	0	69	69
8)	Hunt, Cle. (RB)	44	19	63
9)	T. Hill, K.C. (WR)	5	57	62
10t)	Allen, LA-C (WR)	0	61	61
10t)	Chubb, Cle. (RB)	55	6	61
12)	Newton, N.E. (QB)	55	2	57
13)	Jackson, Bal. (QB)	56	0	56
<b>14)</b>	<b>A. Brown, Ten. (WR)</b>	<b>0</b>	<b>55</b>	<b>55</b>
15)	Da. Johnson, Hou. (RB)	38	16	54
16t)	Beasley, Buf. (WR)	0	53	53
16t)	Gordon, Den. (RB)	46	7	53
16t)	*Higgins, Cin. (WR)	1	52	53
19t)	Conner, Pit. (RB)	42	10	52
19t)	Cooks, Hou. (WR)	0	52	52
21)	*Edwards-Helaine, K.C. (RB)	39	12	51
<b>22t)</b>	<b>C. Davis, Ten. (WR)</b>	<b>0</b>	<b>49</b>	<b>49</b>
22t)	Edwards, Bal. (RB)	45	4	49
22t)	Landry, Cle. (WR)	3	46	49
25t)	Hines, Ind. (RB)	24	24	48
25t)	Singletary, Buf. (RB)	40	8	48
25t)	Smith-Schuster, Pit. (WR)	0	48	48
28)	Ekeler, LA-C (RB)	26	20	46
29t)	Boyd, Cin. (WR)	2	43	45
29t)	*Claypool, Pit. (WR)	4	41	45
29t)	D. Johnson, Pit. (WR)	0	45	45
29t)	Parker, Mia. (WR)	0	45	45
33t)	*Dobbins, Bal. (RB)	38	4	42
33t)	Hilton, Ind. (WR)	0	42	42
35t)	Allen, Buf. (QB)	38	1	39
35t)	Gaskin, Mia. (RB)	27	12	39
35t)	*Jeudy, Den. (WR)	0	39	39
35t)	*Shenault, Jac. (WR)	6	33	39
39t)	Bernard, Cin. (RB)	23	15	38
39t)	Fuller, Hou. (WR)	0	38	38
41t)	Agholor, L.V. (WR)	0	37	37
41t)	Andrews, Bal. (TE)	0	37	37
41t)	Chark, Jac. (WR)	0	37	37
41t)	Meyers, N.E. (WR)	0	37	37
45)	Gesicki, Mia. (TE)	0	36	36
46t)	M. Brown, Bal. (WR)	0	35	35
46t)	Gore, NY-J (RB)	32	3	35
46t)	Henry, LA-C (TE)	0	35	35
46t)	*Moss, Buf. (RB)	30	5	35
46t)	Williams, LA-C (WR)	0	35	35

**WEEK 17 / THROUGH SUNDAY, JANUARY 3, 2021****AFC / LEADING PUNTERS**

Rank	Player, Team	No	Yards	Lg	Avg	TB	Blk	Dwn	OB	Opp Ret	In	Net
1)	Bojorquez, Buf.	41	2082	72	50.8	7	0	4	8	16	138	18 44.0
2)	Bailey, N.E.	55	2678	71	48.7	5	0	15	5	12	71	31 45.6
3)	Cooke, Jac.	56	2669	67	47.7	5	0	13	6	21	148	19 43.2
4)	Huber, Cin.	71	3350	72	47.2	7	0	15	4	29	170	19 42.8
5)	Long, LA-C	57	2669	63	46.8	3	3	4	5	37	564	12 34.1
6)	Martin, Den.	65	3040	69	46.8	4	1	4	16	28	226	19 41.4
7)	Anger, Hou.	54	2505	67	46.4	6	0	4	4	19	128	19 41.8
8)	Sanchez, Ind.	42	1940	60	46.2	4	1	6	3	19	141	18 40.0
9)	Berry, Pit.	57	2609	62	45.8	3	0	4	7	21	242	23 40.5
10)	*T. Townsend, K.C.	52	2339	67	45.0	6	0	5	8	15	119	20 40.4
11)	Haack, Mia.	68	3040	63	44.7	2	0	15	5	24	297	26 39.8
12)	Koch, Bal.	51	2268	59	44.5	1	0	5	8	17	82	22 42.5
13)	Cole, L.V.	44	1939	63	44.1	2	0	6	6	14	133	20 40.1
14)	Gillan, Cle.	51	2244	59	44.0	3	0	4	4	25	229	14 38.3
15)	*Mann, NY-J	82	3598	60	43.9	5	0	10	9	38	446	19 37.2

**AFC / LEADING PUNTERS, NET AVERAGE**

Rank	Player, Team	No	Yards	Lg	Avg	TB	Blk	Dwn	OB	Opp Ret	In	Net
1)	Bailey, N.E.	55	2678	71	48.7	5	0	15	5	12	71	31 45.6
2)	Bojorquez, Buf.	41	2082	72	50.8	7	0	4	8	16	138	18 44.0
3)	Cooke, Jac.	56	2669	67	47.7	5	0	13	6	21	148	19 43.2
4)	Huber, Cin.	71	3350	72	47.2	7	0	15	4	29	170	19 42.8
5)	Koch, Bal.	51	2268	59	44.5	1	0	5	8	17	82	22 42.5
6)	Anger, Hou.	54	2505	67	46.4	6	0	4	4	19	128	19 41.8
7)	Martin, Den.	65	3040	69	46.8	4	1	4	16	28	226	19 41.4
8)	Berry, Pit.	57	2609	62	45.8	3	0	4	7	21	242	23 40.5
9)	*T. Townsend, K.C.	52	2339	67	45.0	6	0	5	8	15	119	20 40.4
10)	Cole, L.V.	44	1939	63	44.1	2	0	6	6	14	133	20 40.1
11)	Sanchez, Ind.	42	1940	60	46.2	4	1	6	3	19	141	18 40.0
12)	Haack, Mia.	68	3040	63	44.7	2	0	15	5	24	297	26 39.8
13)	Gillan, Cle.	51	2244	59	44.0	3	0	4	4	25	229	14 38.3
14)	*Mann, NY-J	82	3598	60	43.9	5	0	10	9	38	446	19 37.2
15)	Long, LA-C	57	2669	63	46.8	3	3	4	5	37	564	12 34.1

**AFC / PUNT RETURN LEADERS**

Rank	Player, Team	Ret	FC	Yards	Avg	Long	TD
1)	Olszewski, N.E.	20	11	346	17.3	70t	1
2)	Renfrow, L.V.	23	10	265	11.5	32	0
3)	Grant, Mia.	29	8	330	11.4	88t	1
4)	McCloud, Pit.	29	19	298	10.3	57	0
5)	Erickson, Cin.	23	20	232	10.1	29	0
6)	Hines, Ind.	30	14	300	10.0	26	0
7)	Roberts, Buf.	29	12	286	9.9	38	0
<b>8)</b>	<b>Raymond, Ten.</b>	<b>23</b>	<b>11</b>	<b>208</b>	<b>9.0</b>	<b>40</b>	<b>0</b>
9)	*Proche, Bal.	23	16	198	8.6	20	0
10)	Hardman, K.C.	25	13	176	7.0	67t	1

**AFC / KICKOFF RETURN LEADERS**

Rank	Player, Team	Ret	Yards	Avg	Long	TD
1)	Roberts, Buf.	32	961	30.0	60	0
2)	*Rodgers, Ind.	24	692	28.8	101t	1
3)	*Duvernay, Bal.	21	578	27.5	93t	1
4)	B. Wilson, Cin.	24	629	26.2	103t	1
5)	Ballentine, NY-G-NY-J	21	505	24.0	66	0
6)	McCloud, Pit.	28	646	23.1	49	0
7)	*Reed, LA-C	21	435	20.7	46	0

**WEEK 17 / THROUGH SUNDAY, JANUARY 3, 2021**

**AFC / LEADERS IN INTERCEPTIONS**

Rank	Player, Team	Int	Yards	Avg	Long	TD
1)	X. Howard, Mia.	10	77	7.7	29	0
2)	J. Jackson, N.E.	9	80	8.9	30	0
3)	Mathieu, K.C.	6	70	11.7	25t	1
4)	Simmons, Den.	5	90	18.0	46	0
<b>5t)</b>	<b>Butler, Ten.</b>	<b>4</b>	<b>111</b>	<b>27.8</b>	<b>68</b>	<b>0</b>
5t)	Fitzpatrick, Pit.	4	77	19.3	37	1
5t)	K. Moore, Ind.	4	45	11.3	29t	1
5t)	Peters, Bal.	4	17	4.3	12	0
<b>5t)</b>	<b>Hooker, Ten.</b>	<b>4</b>	<b>11</b>	<b>2.8</b>	<b>6</b>	<b>0</b>
10t)	Heath, L.V.	3	89	29.7	47	0
10t)	M. Davis, LA-C	3	86	28.7	78t	1
10t)	Sorensen, K.C.	3	67	22.3	50t	1
10t)	Desir, NY-J-Bal.	3	58	19.3	35t	1
10t)	Bowser, Bal.	3	53	17.7	25	0
10t)	Schobert, Jac.	3	45	15.0	43t	1
10t)	*Sneed, K.C.	3	42	14.0	39	0
10t)	White, Buf.	3	28	9.3	28	0
10t)	Bates, Cin.	3	12	4.0	12	0
10t)	Hilton, Pit.	3	5	1.7	8	0
20t)	Willis, Ind.	2	93	46.5	50t	1
20t)	D. McCourty, N.E.	2	62	31.0	43t	1
20t)	Stewart, Cle.	2	51	25.5	30	0
20t)	Carrie, Ind.	2	47	23.5	47t	1
20t)	X. Rhodes, Ind.	2	44	22.0	44t	1
20t)	Marlowe, Buf.	2	39	19.5	23	0
20t)	Haden, Pit.	2	38	19.0	24	1
20t)	Wingard, Jac.	2	31	15.5	19	0
20t)	Abram, L.V.	2	29	14.5	24	0
20t)	Breeland, K.C.	2	29	14.5	29	0
20t)	Rowe, Mia.	2	26	13.0	22	0
20t)	Jenkins, LA-C	2	23	11.5	23	0
20t)	*Blackmon, Ind.	2	19	9.5	15	0
20t)	By. Jones, Mia.	2	15	7.5	15	0
20t)	Poole, NY-J	2	15	7.5	13	0
20t)	Poyer, Buf.	2	14	7.0	14	0
20t)	Te. Edmunds, Pit.	2	11	5.5	7	0
20t)	Goodson, Cle.	2	7	3.5	7	0
20t)	Phillips, N.E.	2	5	2.5	5	0
20t)	Nelson, Pit.	2	3	1.5	3	0
20t)	S. Jones, Jac.	2	1	0.5	1	0
20t)	Needham, Mia.	2	1	0.5	1	0
20t)	Callahan, Den.	2	0	0.0	0	0
20t)	Jones, N.E.	2	0	0.0	0	0
20t)	Maye, NY-J	2	0	0.0	0	0
20t)	Mullen, L.V.	2	0	0.0	0	0
20t)	Wallace, Buf.	2	0	0.0	0	0
20t)	Ward, Cle.	2	0	0.0	0	0
20t)	*L. Wilson, Cin.	2	0	0.0	0	0

**WEEK 17 / THROUGH SUNDAY, JANUARY 3, 2021****AFC / LEADERS IN SACKS**

Rank	Player, Team	Sacks
1)	T. Watt, Pit. (LB)	15.0
2)	Garrett, Cle. (DE)	12.0
3)	Tuitt, Pit. (DE)	11.0
4)	Buckner, Ind. (DT)	9.5
5t)	Ogbah, Mia. (DE)	9.0
5t)	Vernon, Cle. (DE)	9.0
7t)	Dupree, Pit. (LB)	8.0
7t)	Houston, Ind. (DE)	8.0
7t)	Ngakoue, Min.-Bal. (DE)	8.0
7t)	Reed, Den. (LB)	8.0
11t)	Autry, Ind. (DE)	7.5
11t)	Bosa, LA-C (DE)	7.5
11t)	Chubb, Den. (LB)	7.5
11t)	Jones, K.C. (DT)	7.5
15t)	Baker, Mia. (LB)	7.0
15t)	Crosby, L.V. (DE)	7.0
15t)	Williams, NY-J (DE)	7.0
18)	D. Jones, Den. (DE)	6.5
19t)	F. Clark, K.C. (DE)	6.0
19t)	Judon, Bal. (LB)	6.0
19t)	Van Noy, Mia. (LB)	6.0
<b>22t)</b>	<b>Landry, Ten. (LB)</b>	<b>5.5</b>
22t)	Lawson, Cin. (DE)	5.5
22t)	Smoot, Jac. (DE)	5.5
22t)	Van Ginkel, Mia. (LB)	5.5
22t)	Winovich, N.E. (DE)	5.5
27t)	Addison, Buf. (DE)	5.0
27t)	Attaochu, Den. (LB)	5.0
27t)	Klein, Buf. (LB)	5.0
27t)	Watt, Hou. (DE)	5.0
31t)	Hughes, Buf. (DE)	4.5
31t)	Nwosu, LA-C (DE)	4.5
31t)	Richardson, Cle. (DT)	4.5
31t)	Walker, Den. (DE)	4.5
35t)	A. Butler, N.E. (DT)	4.0
35t)	Campbell, Bal. (DE)	4.0
35t)	Heyward, Pit. (DE)	4.0
35t)	Lawson, Mia. (LB)	4.0
35t)	Lewis, Ind. (DE)	4.0
35t)	Mercilus, Hou. (LB)	4.0
35t)	Omenihu, Hou. (DE)	4.0
42t)	Basham, NY-J (LB)	3.5
42t)	Clayborn, Cle. (DE)	3.5
42t)	Milano, Buf. (LB)	3.5
42t)	Sieler, Mia. (DE)	3.5
46t)	Cunningham, Hou. (LB)	3.0
46t)	Franklin-Myers, NY-J (DE)	3.0
46t)	Hilton, Pit. (DB)	3.0
46t)	Jefferson, Buf. (DT)	3.0
46t)	Leonard, Ind. (LB)	3.0
46t)	J. Martin, Hou. (LB)	3.0
46t)	McPhee, Bal. (LB)	3.0
46t)	Morrow, L.V. (LB)	3.0
46t)	Okafor, K.C. (DE)	3.0
46t)	Oliver, Buf. (DT)	3.0
46t)	*Queen, Bal. (LB)	3.0
<b>46t)</b>	<b>Simmons, Ten. (DE)</b>	<b>3.0</b>
46t)	Tillery, LA-C (DE)	3.0
46t)	Ward, Bal. (DE)	3.0
46t)	V. Williams, Pit. (LB)	3.0

**WEEK 17 / THROUGH SUNDAY, JANUARY 3, 2021**

**AFC / FUMBLE RECOVERIES**

Rank	Player, Team	TotRec	OffRec	DefRec
1t)	Hunt, Cle.	5	5	0
1t)	Lock, Den.	5	5	0
3t)	*Burrow, Cin.	4	4	0
3t)	Jackson, Bal.	4	4	0
5t)	Clark, Bal.	3	1	2
5t)	*Herbert, LA-C	3	3	0
5t)	J. Jackson, N.E.	3	1	2
5t)	Landry, Cle.	3	3	0
5t)	Newton, N.E.	3	3	0
<b>5t)</b>	<b>Simmons, Ten.</b>	<b>3</b>	<b>0</b>	<b>3</b>
<b>5t)</b>	<b>Tannehill, Ten.</b>	<b>3</b>	<b>3</b>	<b>0</b>
12t)	Bell, Cin.	2	0	2
12t)	Conner, Pit.	2	2	0
12t)	Je. Davis, Mia.	2	2	0
12t)	*Dobbins, Bal.	2	2	0
12t)	Fort, Bal.	2	0	2
12t)	Franklin-Myers, NY-J	2	0	2
12t)	Garrett, Cle.	2	0	2
12t)	Harris, N.E.	2	2	0
12t)	Higgins, Cle.	2	2	0
12t)	Hilton, Pit.	2	0	2
12t)	Houston, Ind.	2	0	2
12t)	Hughes, Buf.	2	0	2
12t)	*Igbinoghene, Mia.	2	1	1
12t)	Ingram, Bal.	2	2	0
12t)	Jack, Jac.	2	0	2
12t)	Jackson, Den.	2	0	2
12t)	D. Johnson, Pit.	2	2	0
12t)	Joseph, Cle.	2	0	2
12t)	Leonard, Ind.	2	0	2
12t)	Levine, Bal.	2	0	2
12t)	Mahomes, K.C.	2	2	0
12t)	Mayfield, Cle.	2	2	0
12t)	Niemann, K.C.	2	0	2
12t)	Norman, Buf.	2	0	2
12t)	Okereke, Ind.	2	1	1
12t)	*Onwenu, N.E.	2	2	0
12t)	Peters, Bal.	2	0	2
12t)	*Queen, Bal.	2	0	2
12t)	Roethlisberger, Pit.	2	2	0
12t)	Smith-Schuster, Pit.	2	2	0
12t)	Snell, Pit.	2	1	1
12t)	Spencer, Den.	2	2	0
12t)	Van Noy, Mia.	2	0	2
12t)	Vigil, LA-C	2	0	2
12t)	Watson, Hou.	2	2	0
12t)	White, Buf.	2	0	2
12t)	V. Williams, Pit.	2	0	2

**WEEK 17 / THROUGH SUNDAY, JANUARY 3, 2021****AFC / OFFENSIVE FUMBLE RECOVERIES**

Rank	Player, Team	Ret	Yards	Avg	Long	TD
1t)	Lock, Den.	5	0	0.0	0	0
1t)	Hunt, Cle.	5	-2	-0.4	0	0
3t)	*Burrow, Cin.	4	0	0.0	0	0
3t)	Jackson, Bal.	4	0	0.0	0	0
5t)	Landry, Cle.	3	6	2.0	6	0
5t)	*Herbert, LA-C	3	0	0.0	0	0
5t)	Newton, N.E.	3	0	0.0	0	0
<b>5t)</b>	<b>Tannehill, Ten.</b>	<b>3</b>	<b>0</b>	<b>0.0</b>	<b>0</b>	<b>0</b>
9t)	D. Johnson, Pit.	2	4	2.0	4	0
9t)	Conner, Pit.	2	0	0.0	0	0
9t)	Je. Davis, Mia.	2	0	0.0	0	0
9t)	*Dobbins, Bal.	2	0	0.0	0	0
9t)	Harris, N.E.	2	0	0.0	0	0
9t)	Ingram, Bal.	2	0	0.0	0	0
9t)	Mahomes, K.C.	2	0	0.0	0	0
9t)	*Onwenu, N.E.	2	0	0.0	0	0
9t)	Roethlisberger, Pit.	2	0	0.0	0	0
9t)	Smith-Schuster, Pit.	2	0	0.0	0	0
9t)	Spencer, Den.	2	0	0.0	0	0
9t)	Watson, Hou.	2	0	0.0	0	0
9t)	Mayfield, Cle.	2	-9	-4.5	0	0
9t)	Higgins, Cle.	2	-22	-11.0	0	0

**AFC / DEFENSIVE FUMBLE RECOVERIES**

Rank	Player, Team	Ret	Yards	Avg	Long	TD
<b>1)</b>	<b>Simmons, Ten.</b>	<b>3</b>	<b>0</b>	<b>0.0</b>	<b>0</b>	<b>0</b>
2t)	Clark, Bal.	2	66	33.0	65t	1
2t)	Bell, Cin.	2	65	32.5	37	0
2t)	*Queen, Bal.	2	53	26.5	53t	1
2t)	Vigil, LA-C	2	44	22.0	44	0
2t)	Van Noy, Mia.	2	28	14.0	28	0
2t)	Fort, Bal.	2	24	12.0	22t	1
2t)	Hilton, Pit.	2	22	11.0	14	0
2t)	Hughes, Buf.	2	21	10.5	21t	1
2t)	Jack, Jac.	2	16	8.0	16	0
2t)	Norman, Buf.	2	7	3.5	7	0
2t)	Leonard, Ind.	2	3	1.5	3	0
2t)	Jackson, Den.	2	2	1.0	2	0
2t)	Levine, Bal.	2	1	0.5	1	0
2t)	Franklin-Myers, NY-J	2	0	0.0	0	0
2t)	Garrett, Cle.	2	0	0.0	0	0
2t)	Houston, Ind.	2	0	0.0	0	0
2t)	J. Jackson, N.E.	2	0	0.0	0	0
2t)	Joseph, Cle.	2	0	0.0	0	0
2t)	Niemann, K.C.	2	0	0.0	0	0
2t)	V. Williams, Pit.	2	0	0.0	0	0
2t)	White, Buf.	2	-1	-0.5	0	0
2t)	Peters, Bal.	2	-3	-1.5	0	0

**WEEK 17 / THROUGH SUNDAY, JANUARY 3, 2021**

**NFC / LEADING PASSERS**

Player, Team	Att	Comp	Pct		Avg		Pct			Pct Rating	
			Comp	Yds	Gain	TD	TD	Long	Int	Int	Points
Rodgers, G.B.	526	372	70.7	4299	8.17	48	9.1	78t	5	1.0	121.5
Brees, N.O.	390	275	70.5	2942	7.54	24	6.2	52t	6	1.5	106.4
Wilson, Sea.	558	384	68.8	4212	7.55	40	7.2	62	13	2.3	105.1
Cousins, Min.	516	349	67.6	4265	8.27	35	6.8	71t	13	2.5	105.0
Brady, T.B.	610	401	65.7	4633	7.60	40	6.6	50	12	2.0	102.2
Stafford, Det.	528	339	64.2	4084	7.73	26	4.9	73	10	1.9	96.3
K. Murray, Ariz	558	375	67.2	3971	7.12	26	4.7	80t	12	2.2	94.3
Trubisky, Chi.	297	199	67.0	2055	6.92	16	5.4	53	8	2.7	93.5
Ryan, Atl.	626	407	65.0	4581	7.32	26	4.2	63	11	1.8	93.3
Bridgewater, Car.	492	340	69.1	3733	7.59	15	3.0	75t	11	2.2	92.1
Goff, LA-R	552	370	67.0	3952	7.16	20	3.6	56t	13	2.4	90.0
Dalton, Dal.	333	216	64.9	2170	6.52	14	4.2	69	8	2.4	87.3
Mullens, S.F.	326	211	64.7	2437	7.48	12	3.7	49	12	3.7	84.1
Foles, Chi.	312	202	64.7	1852	5.94	10	3.2	50	8	2.6	80.8
Jones, NY-G	448	280	62.5	2943	6.57	11	2.5	53	10	2.2	80.4
Smith, Was.	252	168	66.7	1582	6.28	6	2.4	68t	8	3.2	78.5
Haskins, Was.	241	148	61.4	1439	5.97	5	2.1	50	7	2.9	73.0
Wentz, Phi.	437	251	57.4	2620	6.00	16	3.7	59	15	3.4	72.8

**NFC / LEADING PASSERS, RANKS**

Player, Team	Att	Comp	Pct		Avg		Pct			Pct Rating	
			Comp	Yds	Gain	TD	TD	Long	Int	Int	Points
Rodgers, G.B.	7	5	1	3	2	1	1		1	1	1
Brees, N.O.	12	11	2	11	7	8	5		2	2	2
Wilson, Sea.	3t	3	4	5	6	2t	2		15t	9	3
Cousins, Min.	8	7	5	4	1	4	3		15t	12	4
Brady, T.B.	2	2	10	1	4	2t	4		12t	5	5
Stafford, Det.	6	9	15	6	3	5t	7		8t	4	6
K. Murray, Ariz	3t	4	6	7	11	5t	8		12t	6	7
Trubisky, Chi.	16	16	8	15	12	10t	6		4t	14	8
Ryan, Atl.	1	1	11	2	9	5t	10		10t	3	9
Bridgewater, Car.	9	8	3	9	5	12	15		10t	8	10
Goff, LA-R	5	6	7	8	10	9	13		15t	10	11
Dalton, Dal.	13	13	12	14	14	13	9		4t	11	12
Mullens, S.F.	14	14	14	13	8	14	11		12t	18	13
Foles, Chi.	15	15	13	17	18	16	14		4t	13	14
Jones, NY-G	10	10	16	10	13	15	16		8t	7	15
Smith, Was.	17	17	9	18	15	19t	17		4t	16	16
Haskins, Was.	18	19	17	19	17	22	18		3	15	17
Wentz, Phi.	11	12	18	12	16	10t	12		18	17	18

**WEEK 17 / THROUGH SUNDAY, JANUARY 3, 2021****NFC / FOURTH-QUARTER PASSING LEADERS**

Rank	Player, Team	Att	Comp	Comp%	Yards	YPA	TD	TD%	Int	Int%	Rating
1)	Brees, N.O.	87	67	77.0	744	8.55	7	8.0	0	0.0	128.7
2)	Brady, T.B.	134	92	68.7	1130	8.43	12	9.0	1	0.7	121.2
3)	Cousins, Min.	142	97	68.3	1146	8.07	13	9.2	2	1.4	117.3
4)	Rodgers, G.B.	111	79	71.2	876	7.89	6	5.4	1	0.9	108.5
5)	Beathard, S.F.	52	34	65.4	387	7.44	3	5.8	0	0.0	106.8
6)	Goff, LA-R	115	75	65.2	857	7.45	7	6.1	1	0.9	104.1
7)	Wilson, Sea.	147	92	62.6	1105	7.52	11	7.5	6	4.1	93.5
8)	Prescott, Dal.	88	57	64.8	631	7.17	4	4.5	2	2.3	91.6
9)	Mullens, S.F.	132	89	67.4	1055	7.99	6	4.5	5	3.8	90.9
10)	Trubisky, Chi.	75	48	64.0	450	6.00	6	8.0	3	4.0	90.4
11)	Bridgewater, Car.	133	94	70.7	1129	8.49	1	0.8	3	2.3	89.5
12)	Foles, Chi.	124	77	62.1	697	5.62	7	5.6	2	1.6	89.3
13)	Haskins, Was.	63	40	63.5	435	6.90	2	3.2	1	1.6	87.7
14)	K. Murray, Ariz	130	80	61.5	888	6.83	7	5.4	4	3.1	87.0
15)	Stafford, Det.	158	98	62.0	1098	6.95	5	3.2	3	1.9	85.4
16)	Ryan, Atl.	176	108	61.4	1256	7.14	7	4.0	6	3.4	82.0
17)	Dalton, Dal.	92	58	63.0	500	5.43	4	4.3	3	3.3	78.2
18)	Wentz, Phi.	130	70	53.8	725	5.58	8	6.2	4	3.1	77.9
19)	Jones, NY-G	143	82	57.3	809	5.66	4	2.8	2	1.4	76.9
20)	Smith, Was.	71	41	57.7	433	6.10	2	2.8	3	4.2	67.4
21)	*Hurts, Phi.	51	24	47.1	315	6.18	1	2.0	3	5.9	49.1

**NFC / THIRD-DOWN PASSING LEADERS**

Rank	Player, Team	Att	Comp	Comp%	Yards	YPA	TD	TD%	Int	Int%	Rating
1)	Rodgers, G.B.	135	86	63.7	1328	9.84	12	8.9	4	3.0	113.4
2)	Brady, T.B.	152	93	61.2	1072	7.05	14	9.2	1	0.7	110.4
3)	Cousins, Min.	117	75	64.1	884	7.56	8	6.8	3	2.6	99.1
4)	Ryan, Atl.	148	93	62.8	1013	6.84	8	5.4	2	1.4	95.4
5)	Goff, LA-R	147	96	65.3	1155	7.86	6	4.1	4	2.7	91.5
6)	Brees, N.O.	97	64	66.0	689	7.10	5	5.2	3	3.1	91.0
7)	Jones, NY-G	121	80	66.1	860	7.11	4	3.3	2	1.7	90.9
8)	Stafford, Det.	130	81	62.3	1117	8.59	5	3.8	4	3.1	89.8
9)	Bridgewater, Car.	121	81	66.9	944	7.80	3	2.5	3	2.5	88.3
10)	Wilson, Sea.	122	74	60.7	791	6.48	7	5.7	5	4.1	81.7
11)	Wentz, Phi.	98	54	55.1	628	6.41	3	3.1	2	2.0	76.4
12)	K. Murray, Ariz	135	75	55.6	816	6.04	7	5.2	6	4.4	72.3
13)	Mullens, S.F.	80	46	57.5	513	6.41	5	6.3	5	6.3	71.5
14)	Foles, Chi.	82	42	51.2	356	4.34	4	4.9	2	2.4	69.0



**WEEK 17 / THROUGH SUNDAY, JANUARY 3, 2021****NFC / LEADING RUSHERS**

Rank	Player, Team	Att	Yards	Avg	Long	TD
1)	Cook, Min.	312	1557	5.0	70t	16
2)	Jones, G.B.	201	1104	5.5	77t	9
3)	Montgomery, Chi.	247	1070	4.3	80t	8
4)	Elliott, Dal.	244	979	4.0	31	6
5)	Jones, T.B.	192	978	5.1	98t	7
6)	Drake, Ariz	239	955	4.0	69t	10
7)	Kamara, N.O.	187	932	5.0	49	16
8)	Sanders, Phi.	164	867	5.3	82t	6
9)	K. Murray, Ariz (QB)	133	819	6.2	48	11
10)	*A. Gibson, Was.	170	795	4.7	40	11
11)	Gallman, NY-G	147	682	4.6	60	6
12)	Carson, Sea.	141	681	4.8	29t	5
13)	Gurley, Atl.	195	678	3.5	35t	9
14)	Murray, N.O.	146	656	4.5	36t	4
15)	Davis, Car.	165	642	3.9	25	6
16)	*Akers, LA-R	145	625	4.3	61	2
17)	Henderson, LA-R	138	624	4.5	40	5
18)	Peterson, Det.	156	604	3.9	38	7
19)	Wilson, S.F.	126	600	4.8	34	7
20t)	Mostert, S.F.	104	521	5.0	80t	2
20t)	*Swift, Det.	114	521	4.6	54	8
22)	Wilson, Sea. (QB)	83	513	6.2	38	2
23)	J. Williams, G.B.	119	505	4.2	25	2
24)	Hill, Atl.	100	465	4.7	62	1
25)	T. Hill, N.O. (QB)	87	457	5.3	43	8
26)	Edmonds, Ariz	97	448	4.6	32	1
27)	Pollard, Dal.	101	435	4.3	42t	4
28)	Mattison, Min.	96	434	4.5	25	2
29)	Jones, NY-G (QB)	65	423	6.5	80	1
30)	Brown, LA-R	101	419	4.1	19	5
31)	Scott, Phi.	80	374	4.7	56t	1
32)	Fournette, T.B.	97	367	3.8	46t	6
33)	McKissic, Was.	85	365	4.3	17	1
34)	Hyde, Sea.	81	356	4.4	50t	4
35)	*Hurts, Phi. (QB)	63	354	5.6	24	3
36)	McKinnon, S.F.	81	319	3.9	55	5
37)	Bridgewater, Car. (QB)	53	279	5.3	18t	5
38)	Wentz, Phi. (QB)	52	276	5.3	40	5
39)	I. Smith, Atl.	63	268	4.3	24	1
40)	Barber, Was.	94	258	2.7	15	4
41)	*Dillon, G.B.	46	242	5.3	30t	2
42)	Morris, NY-G	55	238	4.3	20	1
43)	Patterson, Chi. (WR)	64	232	3.6	13	1
44)	McCaffrey, Car.	59	225	3.8	15	5
45)	Samuel, Car. (WR)	41	200	4.9	45	2
46)	Trubisky, Chi. (QB)	33	195	5.9	45	1
47)	K. Johnson, Det.	52	181	3.5	14	2
48)	Freeman, NY-G	54	172	3.2	14	1
49t)	Cousins, Min. (QB)	32	156	4.9	16	1
49t)	*Smith, Car.	41	156	3.8	13	1

**WEEK 17 / THROUGH SUNDAY, JANUARY 3, 2021**

**NFC / THIRD-AND-ONE RUSHING LEADERS**

Rank	Player, Team	Att	FD	Pct
1t)	Barber, Was.	9	9	100.0
1t)	Jones, T.B.	7	7	100.0
1t)	Murray, N.O.	6	6	100.0
1t)	McKissic, Was.	5	5	100.0
1t)	Armah, Car.	4	4	100.0
1t)	Kamara, N.O.	4	4	100.0
7)	J. Williams, G.B.	9	8	88.9
8)	Gurley, Atl.	8	7	87.5
9t)	Brown, LA-R	7	6	85.7
9t)	Wentz, Phi.	7	6	85.7
11)	Carson, Sea.	6	5	83.3
12)	Drake, Ariz	11	9	81.8
13)	Elliott, Dal.	14	11	78.6
14t)	T. Hill, N.O.	9	7	77.8
14t)	Montgomery, Chi.	9	7	77.8
16)	Juszczyk, S.F.	6	4	66.7
17)	Cook, Min.	14	9	64.3

**WEEK 17 / THROUGH SUNDAY, JANUARY 3, 2021****NFC / LEADERS IN RECEPTIONS**

Rank	Player, Team	Rec	Yards	Avg	Long	TD
1t)	Hopkins, Ariz	115	1407	12.2	60	6
1t)	D. Adams, G.B.	115	1374	11.9	56t	18
3)	Robinson, Chi.	102	1250	12.3	42	6
4)	Lockett, Sea.	100	1054	10.5	47t	10
5)	Anderson, Car.	95	1096	11.5	75t	3
6t)	Cooper, Dal.	92	1114	12.1	69	5
6t)	Kupp, LA-R	92	974	10.6	55t	3
8t)	Ridley, Atl.	90	1374	15.3	63	9
8t)	Woods, LA-R	90	936	10.4	56t	6
10)	*Jefferson, Min.	88	1400	15.9	71t	7
11)	McLaurin, Was.	87	1118	12.9	68t	4
12t)	Metcalf, Sea.	83	1303	15.7	62	10
12t)	Kamara, N.O. (RB)	83	756	9.1	52t	5
14)	McKissic, Was. (RB)	80	589	7.4	29t	2
15)	Samuel, Car.	77	851	11.1	44	3
16)	M. Jones, Det.	76	978	12.9	43t	9
17t)	*Lamb, Dal.	74	935	12.6	52t	5
17t)	Thielen, Min.	74	925	12.5	51	14
19t)	Gage, Atl.	72	786	10.9	35	4
19t)	L. Thomas, Was. (TE)	72	670	9.3	30	6
21)	M. Evans, T.B.	70	1006	14.4	50	13
22)	Hockenson, Det. (TE)	67	723	10.8	51	6
23t)	Moore, Car.	66	1193	18.1	74t	4
23t)	Shepard, NY-G	66	656	9.9	29	3
25)	Godwin, T.B.	65	840	12.9	47	7
26t)	Ingram, NY-G (TE)	63	654	10.4	53	1
26t)	Schultz, Dal. (TE)	63	615	9.8	28	4
28t)	Sanders, N.O.	61	726	11.9	51	5
28t)	*Mooney, Chi.	61	631	10.3	53	4
30)	*Aiyuk, S.F.	60	748	12.5	49	5
31t)	Gallup, Dal.	59	843	14.3	55	5
31t)	Davis, Car. (RB)	59	373	6.3	23	2
33)	Hurst, Atl. (TE)	56	571	10.2	42t	6
34t)	Montgomery, Chi. (RB)	54	438	8.1	28t	2
34t)	Fitzgerald, Ariz	54	409	7.6	18	1
36t)	Ward, Phi.	53	419	7.9	32t	6
36t)	Edmonds, Ariz (RB)	53	402	7.6	30	4
38t)	Reynolds, LA-R	52	618	11.9	40t	2
38t)	Tonyan, G.B. (TE)	52	586	11.3	45	11
38t)	Elliott, Dal. (RB)	52	338	6.5	19t	2
41)	J. Jones, Atl.	51	771	15.1	44	3
42t)	D. Slayton, NY-G	50	751	15.0	41t	3
42t)	Graham, Chi. (TE)	50	456	9.1	30	8
44t)	Bourne, S.F.	49	667	13.6	49t	2
44t)	A. Miller, Chi.	49	485	9.9	34	2
46t)	Kittle, S.F. (TE)	48	634	13.2	44t	2
46t)	Kirk, Ariz	48	621	12.9	80t	6
48)	Jones, G.B. (RB)	47	355	7.6	30	2
49t)	Amendola, Det.	46	602	13.1	50	0
49t)	Goedert, Phi. (TE)	46	524	11.4	41	3
49t)	*Swift, Det. (RB)	46	357	7.8	26	2

**WEEK 17 / THROUGH SUNDAY, JANUARY 3, 2021****NFC / RECEIVING YARDAGE LEADERS**

Rank	Player, Team	Yards	Rec	Avg	Long	TD
1)	Hopkins, Ariz	1407	115	12.2	60	6
2)	*Jefferson, Min.	1400	88	15.9	71t	7
3t)	D. Adams, G.B.	1374	115	11.9	56t	18
3t)	Ridley, Atl.	1374	90	15.3	63	9
5)	Metcalf, Sea.	1303	83	15.7	62	10
6)	Robinson, Chi.	1250	102	12.3	42	6
7)	Moore, Car.	1193	66	18.1	74t	4
8)	McLaurin, Was.	1118	87	12.9	68t	4
9)	Cooper, Dal.	1114	92	12.1	69	5
10)	Anderson, Car.	1096	95	11.5	75t	3
11)	Lockett, Sea.	1054	100	10.5	47t	10
12)	M. Evans, T.B.	1006	70	14.4	50	13
13)	M. Jones, Det.	978	76	12.9	43t	9
14)	Kupp, LA-R	974	92	10.6	55t	3
15)	Woods, LA-R	936	90	10.4	56t	6
16)	*Lamb, Dal.	935	74	12.6	52t	5
17)	Thielen, Min.	925	74	12.5	51	14
18)	Samuel, Car.	851	77	11.1	44	3
19)	Gallup, Dal.	843	59	14.3	55	5
20)	Godwin, T.B.	840	65	12.9	47	7
21)	Gage, Atl.	786	72	10.9	35	4
22)	J. Jones, Atl.	771	51	15.1	44	3
23)	Kamara, N.O. (RB)	756	83	9.1	52t	5
24)	D. Slayton, NY-G	751	50	15.0	41t	3
25)	*Aiyuk, S.F.	748	60	12.5	49	5
26)	Sanders, N.O.	726	61	11.9	51	5
27)	Hockenson, Det. (TE)	723	67	10.8	51	6
28)	Valdes-Scantling, G.B.	690	33	20.9	78t	6
29)	L. Thomas, Was. (TE)	670	72	9.3	30	6
30)	Bourne, S.F.	667	49	13.6	49t	2
31)	Shepard, NY-G	656	66	9.9	29	3
32)	Ingram, NY-G (TE)	654	63	10.4	53	1
33)	Kittle, S.F. (TE)	634	48	13.2	44t	2
34)	*Mooney, Chi.	631	61	10.3	53	4
35)	Gronkowski, T.B. (TE)	623	45	13.8	48	7
36)	Kirk, Ariz	621	48	12.9	80t	6
37)	Reynolds, LA-R	618	52	11.9	40t	2
38)	Schultz, Dal. (TE)	615	63	9.8	28	4
39)	Amendola, Det.	602	46	13.1	50	0
40)	McKissic, Was. (RB)	589	80	7.4	29t	2
41)	Tonyan, G.B. (TE)	586	52	11.3	45	11
42)	Hurst, Atl. (TE)	571	56	10.2	42t	6
43)	Fulgham, Phi.	539	38	14.2	42t	4
44)	Goedert, Phi. (TE)	524	46	11.4	41	3
45)	Higbee, LA-R (TE)	521	44	11.8	44	5
46)	Cook, N.O. (TE)	504	37	13.6	46	7
47)	S. Miller, T.B.	501	33	15.2	48t	3
48)	A. Miller, Chi.	485	49	9.9	34	2
49)	Brown, T.B.	483	45	10.7	46t	4
50)	C. Sims, Was.	477	32	14.9	50	1

**WEEK 17 / THROUGH SUNDAY, JANUARY 3, 2021****NFC / THIRD-DOWN RECEIVING LEADERS**

Rank	Player, Team	Rec	Yards	Avg	Long	TD
1)	D. Adams, G.B.	29	405	14.0	49	4
2t)	Hopkins, Ariz	28	355	12.7	60	4
2t)	Samuel, Car.	28	348	12.4	44	1
4)	Gage, Atl.	27	303	11.2	27	1
5t)	*Lamb, Dal.	26	379	14.6	52t	2
5t)	Kupp, LA-R	26	368	14.2	55t	1
7)	Engram, NY-G (TE)	23	262	11.4	53	0
8)	Ridley, Atl.	22	320	14.5	39t	4
9t)	*Jefferson, Min.	20	333	16.7	54	1
9t)	Metcalf, Sea.	20	258	12.9	52	1
9t)	McKissic, Was. (RB)	20	152	7.6	26	0
12t)	M. Jones, Det.	19	251	13.2	27t	3
12t)	McLaurin, Was.	19	248	13.1	33	1
12t)	Woods, LA-R	19	208	10.9	31	3
12t)	Robinson, Chi.	19	206	10.8	24	0
16t)	Tate, NY-G	18	219	12.2	39	0
16t)	Hockenson, Det. (TE)	18	199	11.1	35	0
18t)	Godwin, T.B.	17	254	14.9	47	2
18t)	Anderson, Car.	17	177	10.4	41t	2
18t)	Ward, Phi.	17	164	9.6	29t	2
18t)	L. Thomas, Was. (TE)	17	133	7.8	15t	2
18t)	Kamara, N.O. (RB)	17	113	6.6	21	1
23t)	Moore, Car.	16	267	16.7	57t	1
23t)	Bourne, S.F.	16	190	11.9	27	0
23t)	M. Evans, T.B.	16	174	10.9	26	4
23t)	Lockett, Sea.	16	150	9.4	21	1
23t)	Shepard, NY-G	16	135	8.4	24	1
28t)	Amendola, Det.	15	262	17.5	50	0
28t)	Thielen, Min.	15	158	10.5	35	4
30t)	Cook, N.O. (TE)	14	193	13.8	44	3
30t)	Smith, N.O.	14	189	13.5	29	1
30t)	Reynolds, LA-R	14	154	11.0	21	0
30t)	A. Miller, Chi.	14	149	10.6	28t	1
34t)	Sanders, N.O.	13	180	13.8	51	1
34t)	Brown, T.B.	13	147	11.3	30t	2
34t)	Everett, LA-R (TE)	13	141	10.8	23	0
34t)	Fitzgerald, Ariz	13	85	6.5	11	0
38t)	Tonyan, G.B. (TE)	12	162	13.5	25t	3
38t)	*Aiyuk, S.F.	12	127	10.6	35	3
38t)	Cooper, Dal.	12	122	10.2	32	1
38t)	Schultz, Dal. (TE)	12	116	9.7	28	1
38t)	Thomas, N.O.	12	109	9.1	22	0
38t)	Gallup, Dal.	12	106	8.8	20	0
38t)	Edmonds, Ariz (RB)	12	95	7.9	19	1
45t)	Valdes-Scantling, G.B.	11	299	27.2	72t	2
45t)	Brown, LA-R (RB)	11	91	8.3	30	0
45t)	McCoy, T.B. (RB)	11	88	8.0	15	0
45t)	Reed, S.F. (TE)	11	88	8.0	18t	3
45t)	McKinnon, S.F. (RB)	11	81	7.4	23	1
45t)	*Mooney, Chi.	11	79	7.2	21	2

**WEEK 17 / THROUGH SUNDAY, JANUARY 3, 2021****NFC / LEADING SCORERS, NONKICKERS**

Rank	Player, Team	TD	Rush	Rec	Ret	X2	Pts
1)	Kamara, N.O. (RB)	21	16	5	0	0	126
2t)	D. Adams, G.B. (WR)	18	0	18	0	0	108
2t)	Cook, Min. (RB)	17	16	1	0	3	108
4)	Thielen, Min. (WR)	14	0	14	0	1	86
5)	M. Evans, T.B. (WR)	13	0	13	0	0	78
6t)	*A. Gibson, Was. (RB)	11	11	0	0	0	66
6t)	Jones, G.B. (RB)	11	9	2	0	0	66
6t)	K. Murray, Ariz (QB)	11	11	0	0	0	66
6t)	Tonyan, G.B. (TE)	11	0	11	0	0	66
10)	Montgomery, Chi. (RB)	10	8	2	0	1	62
11t)	Drake, Ariz (RB)	10	10	0	0	0	60
11t)	Lockett, Sea. (WR)	10	0	10	0	0	60
11t)	MetcalF, Sea. (WR)	10	0	10	0	0	60
11t)	*Swift, Det. (RB)	10	8	2	0	0	60
11t)	Wilson, S.F. (RB)	10	7	3	0	0	60
16)	Ridley, Atl. (WR)	9	0	9	0	1	56
17t)	Carson, Sea. (RB)	9	5	4	0	0	54
17t)	Gurley, Atl. (RB)	9	9	0	0	0	54
17t)	T. Hill, N.O. (QB)	9	8	1	0	0	54
17t)	M. Jones, Det. (WR)	9	0	9	0	0	54
21)	Elliott, Dal. (RB)	8	6	2	0	1	50
22t)	Davis, Car. (RB)	8	6	2	0	0	48
22t)	Graham, Chi. (TE)	8	0	8	0	0	48
22t)	Jones, T.B. (RB)	8	7	1	0	0	48
22t)	Woods, LA-R (WR)	8	2	6	0	0	48
26)	*Jefferson, Min. (WR)	7	0	7	0	2	46
27)	*Lamb, Dal. (WR)	7	1	5	1	1	44
28t)	*Aiyuk, S.F. (WR)	7	2	5	0	0	42
28t)	Cook, N.O. (TE)	7	0	7	0	0	42
28t)	Godwin, T.B. (WR)	7	0	7	0	0	42
28t)	Gronkowski, T.B. (TE)	7	0	7	0	0	42
28t)	Peterson, Det. (RB)	7	7	0	0	0	42
33)	Sanders, Phi. (RB)	6	6	0	0	2	40
34t)	Hockenson, Det. (TE)	6	0	6	0	1	38
34t)	Ward, Phi. (WR)	6	0	6	0	1	38
36t)	Fournette, T.B. (RB)	6	6	0	0	0	36
36t)	Gallman, NY-G (RB)	6	6	0	0	0	36
36t)	Henderson, LA-R (RB)	6	5	1	0	0	36
36t)	Hopkins, Ariz (WR)	6	0	6	0	0	36
36t)	Hurst, Atl. (TE)	6	0	6	0	0	36
36t)	Juszczyk, S.F. (RB)	6	2	4	0	0	36
36t)	Kirk, Ariz (WR)	6	0	6	0	0	36
36t)	McCaffrey, Car. (RB)	6	5	1	0	0	36
36t)	McKinnon, S.F. (RB)	6	5	1	0	0	36
36t)	Dav. Moore, Sea. (WR)	6	0	6	0	0	36
36t)	Robinson, Chi. (WR)	6	0	6	0	0	36
36t)	L. Thomas, Was. (TE)	6	0	6	0	0	36
36t)	Valdes-Scantling, G.B. (WR)	6	0	6	0	0	36
49t)	Cooper, Dal. (WR)	5	0	5	0	1	32
49t)	Higbee, LA-R (TE)	5	0	5	0	1	32
49t)	I. Smith, Min. (TE)	5	0	5	0	1	32

**WEEK 17 / THROUGH SUNDAY, JANUARY 3, 2021****NFC / LEADING SCORERS, KICKERS**

Rank	Player, Team	PAT	FG	Pct	Long	Pts
1)	Koo, Atl.	33/36	37/39	.949	54	144
2)	Succop, T.B.	52/57	28/31	.903	50	136
3)	Zuerlein, Dal.	33/36	34/41	.829	59	135
4t)	Lutz, N.O.	57/58	23/28	.821	53	126
4t)	Santos, Chi.	36/37	30/32	.938	55	126
6)	Myers, Sea.	49/53	24/24	1.000	61	121
7)	Slye, Car.	33/36	29/36	.806	56	120
8)	Gano, NY-G	21/23	31/32	.969	55	114
9)	Hopkins, Was.	30/32	27/34	.794	51	111
10)	Crosby, G.B.	59/63	16/16	1.000	57	107
11)	Prater, Det.	38/41	21/28	.750	59	101
12)	Gould, S.F.	36/38	19/23	.826	52	93
13)	Gonzalez, Ariz	38/39	16/22	.727	56	86
14)	D. Bailey, Min.	37/43	15/22	.682	53	82
15)	Elliott, Phi.	24/26	14/19	.737	54	66
16)	Gay, Ind.-LA-R	16/16	14/16	.875	51	58
17)	Nugent, Ariz	7/ 7	7/ 8	.875	43	28
18)	Vizcaino, Min.-S.F.	2/ 2	3/ 3	1.000	47	11
19)	Forbath, Car.-Chi.-LA-R	4/ 5	2/ 3	.667	23	10
20)	Fry, Atl.	1/ 2	1/ 1	1.000	23	4
21)	*Wright, Jac.-LA-R	1/ 2	0/ 0	---	--	1

**NFC / TOUCHBACKS ON KICKOFFS**

Rank	Player, Team	TB
1)	Pinion, T.B.	85
2t)	Lutz, N.O.	71
2t)	Slye, Car.	71
4)	Hopkins, Was.	65
5)	Zuerlein, Dal.	60
6)	D. Bailey, Min.	53
7)	Myers, Sea.	52
8)	Crosby, G.B.	48
9)	Elliott, Phi.	46
10t)	Santos, Chi.	42
10t)	Wishnowsky, S.F.	42
12)	Gonzalez, Ariz	36
13)	Gano, NY-G	30
14t)	Gay, Ind.-LA-R	28
14t)	Koo, Atl.	28
16)	Fox, Det.	19
17)	*Hofrichter, Atl.	16
18)	Prater, Det.	7
19t)	Forbath, Car.-Chi.-LA-R	4
19t)	J. Scott, G.B.	4
21)	Nugent, Ariz	3
22)	Fry, Atl.	2
23t)	Gould, S.F.	1
23t)	Vizcaino, Min.-S.F.	1

**WEEK 17 / THROUGH SUNDAY, JANUARY 3, 2021**

**NFC / MOST YARDS FROM SCRIMMAGE**

Rank	Player, Team	Total			Rushing			Receiving		
		Yards	Att+Rec	Avg	Yards	Att	Avg	Yards	Rec	Avg
1)	Cook, Min. (RB)	1918	356	5.4	1557	312	5.0	361	44	8.2
2)	Kamara, N.O. (RB)	1688	270	6.3	932	187	5.0	756	83	9.1
3)	Montgomery, Chi. (RB)	1508	301	5.0	1070	247	4.3	438	54	8.1
4)	Jones, G.B. (RB)	1459	248	5.9	1104	201	5.5	355	47	7.6
5)	Hopkins, Ariz (WR)	1408	116	12.1	1	1	1.0	1407	115	12.2
6)	*Jefferson, Min. (WR)	1402	89	15.8	2	1	2.0	1400	88	15.9
7)	Ridley, Atl. (WR)	1375	95	14.5	1	5	0.2	1374	90	15.3
8)	D. Adams, G.B. (WR)	1374	115	11.9	0	0	---	1374	115	11.9
9)	Elliott, Dal. (RB)	1317	296	4.4	979	244	4.0	338	52	6.5
10)	Metcalfe, Sea. (WR)	1303	83	15.7	0	0	---	1303	83	15.7
11)	Robinson, Chi. (WR)	1249	103	12.1	-1	1	-1.0	1250	102	12.3
12)	Moore, Car. (WR)	1215	68	17.9	22	2	11.0	1193	66	18.1
13)	McLaurin, Was. (WR)	1148	89	12.9	30	2	15.0	1118	87	12.9
14)	Jones, T.B. (RB)	1143	220	5.2	978	192	5.1	165	28	5.9
15)	Cooper, Dal. (WR)	1128	98	11.5	14	6	2.3	1114	92	12.1
16)	Anderson, Car. (WR)	1111	99	11.2	15	4	3.8	1096	95	11.5
17)	Drake, Ariz (RB)	1092	264	4.1	955	239	4.0	137	25	5.5
18)	Woods, LA-R (WR)	1091	114	9.6	155	24	6.5	936	90	10.4
19)	Sanders, Phi. (RB)	1064	192	5.5	867	164	5.3	197	28	7.0
20)	Lockett, Sea. (WR)	1054	100	10.5	0	0	---	1054	100	10.5
21)	Samuel, Car. (WR)	1051	118	8.9	200	41	4.9	851	77	11.1
22)	*A. Gibson, Was. (RB)	1042	206	5.1	795	170	4.7	247	36	6.9
23)	*Lamb, Dal. (WR)	1017	84	12.1	82	10	8.2	935	74	12.6
24)	Davis, Car. (RB)	1015	224	4.5	642	165	3.9	373	59	6.3
25)	Kupp, LA-R (WR)	1007	96	10.5	33	4	8.3	974	92	10.6
26)	M. Evans, T.B. (WR)	1006	70	14.4	0	0	---	1006	70	14.4
27)	M. Jones, Det. (WR)	978	76	12.9	0	0	---	978	76	12.9
28)	Carson, Sea. (RB)	968	178	5.4	681	141	4.8	287	37	7.8
29)	McKissic, Was. (RB)	954	165	5.8	365	85	4.3	589	80	7.4
30)	Thielen, Min. (WR)	940	77	12.2	15	3	5.0	925	74	12.5
31)	*Swift, Det. (RB)	878	160	5.5	521	114	4.6	357	46	7.8
32)	Edmonds, Ariz (RB)	850	150	5.7	448	97	4.6	402	53	7.6
33)	Gallup, Dal. (WR)	843	59	14.3	0	0	---	843	59	14.3
34)	Gurley, Atl. (RB)	842	220	3.8	678	195	3.5	164	25	6.6
35)	Godwin, T.B. (WR)	840	65	12.9	0	0	---	840	65	12.9
36)	Murray, N.O. (RB)	832	169	4.9	656	146	4.5	176	23	7.7
37)	*Aiyuk, S.F. (WR)	825	66	12.5	77	6	12.8	748	60	12.5
38)	K. Murray, Ariz (QB)	819	133	6.2	819	133	6.2	0	0	---
39)	Gallman, NY-G (RB)	796	168	4.7	682	147	4.6	114	21	5.4
40)	Gage, Atl. (WR)	795	74	10.7	9	2	4.5	786	72	10.9
41)	Henderson, LA-R (RB)	783	154	5.1	624	138	4.5	159	16	9.9
42)	J. Jones, Atl. (WR)	771	51	15.1	0	0	---	771	51	15.1
43)	D. Slayton, NY-G (WR)	750	52	14.4	-1	2	-0.5	751	50	15.0
44)	*Akers, LA-R (RB)	748	156	4.8	625	145	4.3	123	11	11.2
45)	J. Williams, G.B. (RB)	741	150	4.9	505	119	4.2	236	31	7.6
46)	Sanders, N.O. (WR)	738	62	11.9	12	1	12.0	726	61	11.9
47)	Wilson, S.F. (RB)	733	139	5.3	600	126	4.8	133	13	10.2
48)	Hockenson, Det. (TE)	723	68	10.6	0	1	0.0	723	67	10.8
49t)	Peterson, Det. (RB)	705	168	4.2	604	156	3.9	101	12	8.4
49t)	Shepard, NY-G (WR)	705	72	9.8	49	6	8.2	656	66	9.9



**WEEK 17 / THROUGH SUNDAY, JANUARY 3, 2021****NFC / LEADERS IN FIRST DOWNS**

Rank	Player, Team	Rush	Rec	Tot
1)	Cook, Min. (RB)	91	17	108
2)	Kamara, N.O. (RB)	58	35	93
3)	Montgomery, Chi. (RB)	59	25	84
4)	Elliott, Dal. (RB)	62	20	82
5)	Hopkins, Ariz (WR)	0	75	75
6)	D. Adams, G.B. (WR)	0	73	73
7)	Robinson, Chi. (WR)	0	68	68
8)	Jones, G.B. (RB)	52	15	67
9)	Ridley, Atl. (WR)	1	65	66
10)	Drake, Ariz (RB)	59	5	64
11)	Metcalfe, Sea. (WR)	0	63	63
12)	*Jefferson, Min. (WR)	0	58	58
13t)	Carson, Sea. (RB)	43	14	57
13t)	Lockett, Sea. (WR)	0	57	57
13t)	McKissic, Was. (RB)	25	32	57
16t)	Cooper, Dal. (WR)	1	54	55
16t)	Davis, Car. (RB)	38	17	55
16t)	M. Evans, T.B. (WR)	0	55	55
16t)	Woods, LA-R (WR)	9	46	55
20)	Moore, Car. (WR)	1	53	54
21)	McLaurin, Was. (WR)	2	51	53
22t)	Gurley, Atl. (RB)	45	7	52
22t)	M. Jones, Det. (WR)	0	52	52
22t)	K. Murray, Ariz (QB)	52	0	52
22t)	Thielen, Min. (WR)	0	52	52
26)	Gage, Atl. (WR)	1	50	51
27t)	Anderson, Car. (WR)	1	49	50
27t)	Jones, T.B. (RB)	48	2	50
27t)	*Lamb, Dal. (WR)	4	46	50
30t)	*A. Gibson, Was. (RB)	40	9	49
30t)	Samuel, Car. (WR)	10	39	49
32t)	Henderson, LA-R (RB)	40	8	48
32t)	Kupp, LA-R (WR)	3	45	48
34)	Sanders, Phi. (RB)	39	8	47
35t)	*Aiyuk, S.F. (WR)	3	43	46
35t)	*Swift, Det. (RB)	31	15	46
37t)	Gallup, Dal. (WR)	0	44	44
37t)	Murray, N.O. (RB)	36	8	44
39t)	Edmonds, Ariz (RB)	22	21	43
39t)	Godwin, T.B. (WR)	0	43	43
41)	Gallman, NY-G (RB)	36	6	42
42t)	Hockenson, Det. (TE)	0	40	40
42t)	D. Slayton, NY-G (WR)	0	40	40
42t)	J. Williams, G.B. (RB)	29	11	40
45t)	Shepard, NY-G (WR)	2	37	39
45t)	Wilson, S.F. (RB)	31	8	39
47t)	T. Hill, N.O. (QB)	34	4	38
47t)	Peterson, Det. (RB)	34	4	38
47t)	L. Thomas, Was. (TE)	2	36	38
50)	Brown, LA-R (RB)	28	9	37

**WEEK 17 / THROUGH SUNDAY, JANUARY 3, 2021****NFC / LEADING PUNTERS**

Rank	Player, Team	No	Yards	Lg	Avg	TB	Blk	Dwn	OB	Opp Ret	In	Net
1)	M. Dickson, Sea.	61	3028	67	49.6	6	0	8	6	28	199	32 44.4
2)	Fox, Det.	59	2897	67	49.1	7	0	11	4	21	116	26 44.8
3)	Way, Was.	73	3504	65	48.0	3	0	9	0	36	209	23 44.3
4)	Wishnowsky, S.F.	66	3093	60	46.9	6	1	5	4	23	183	25 41.6
5)	Johnston, Phi.	71	3318	66	46.7	6	1	5	6	41	274	26 40.6
6)	*Charlton, Car.	45	2082	67	46.3	3	0	6	2	18	184	21 40.8
7)	O'Donnell, Chi.	64	2924	64	45.7	5	0	10	2	25	294	28 39.5
8)	Hekker, LA-R	68	3099	63	45.6	5	1	9	11	23	297	28 39.2
9)	J. Scott, G.B.	46	2092	62	45.5	3	1	7	9	17	291	15 37.0
10)	Pinion, T.B.	55	2486	62	45.2	2	0	6	9	23	236	19 40.2
11)	Colquitt, Min.	54	2435	59	45.1	3	2	6	1	33	321	11 36.7
12)	Lee, Ariz	58	2600	61	44.8	5	0	9	2	22	201	21 39.6
13)	Dixon, NY-G	65	2911	71	44.8	6	1	14	2	25	232	28 38.8
14)	Morstead, N.O.	62	2674	58	43.1	2	0	5	6	20	46	23 41.7
15)	*Hofrichter, Atl.	56	2381	57	42.5	2	0	5	4	26	142	17 39.3

**NFC / LEADING PUNTERS, NET AVERAGE**

Rank	Player, Team	No	Yards	Lg	Avg	TB	Blk	Dwn	OB	Opp Ret	In	Net
1)	Fox, Det.	59	2897	67	49.1	7	0	11	4	21	116	26 44.8
2)	M. Dickson, Sea.	61	3028	67	49.6	6	0	8	6	28	199	32 44.4
3)	Way, Was.	73	3504	65	48.0	3	0	9	0	36	209	23 44.3
4)	Morstead, N.O.	62	2674	58	43.1	2	0	5	6	20	46	23 41.7
5)	Wishnowsky, S.F.	66	3093	60	46.9	6	1	5	4	23	183	25 41.6
6)	*Charlton, Car.	45	2082	67	46.3	3	0	6	2	18	184	21 40.8
7)	Johnston, Phi.	71	3318	66	46.7	6	1	5	6	41	274	26 40.6
8)	Pinion, T.B.	55	2486	62	45.2	2	0	6	9	23	236	19 40.2
9)	Lee, Ariz	58	2600	61	44.8	5	0	9	2	22	201	21 39.6
10)	O'Donnell, Chi.	64	2924	64	45.7	5	0	10	2	25	294	28 39.5
11)	*Hofrichter, Atl.	56	2381	57	42.5	2	0	5	4	26	142	17 39.3
12)	Hekker, LA-R	68	3099	63	45.6	5	1	9	11	23	297	28 39.2
13)	Dixon, NY-G	65	2911	71	44.8	6	1	14	2	25	232	28 38.8
14)	J. Scott, G.B.	46	2092	62	45.5	3	1	7	9	17	291	15 37.0
15)	Colquitt, Min.	54	2435	59	45.1	3	2	6	1	33	321	11 36.7

**NFC / PUNT RETURN LEADERS**

Rank	Player, Team	Ret	FC	Yards	Avg	Long	TD
1)	Webster, LA-R	25	17	185	7.4	34	0
2)	*Lamb, Dal.	24	9	172	7.2	27	0
3)	S. Sims, Was.	24	19	160	6.7	22	0
4)	Ward, Phi.	21	22	134	6.4	22	0
5)	Kirk, Ariz	22	10	132	6.0	24	0
6)	Cooper, Car.	20	18	117	5.9	20	0

**NFC / KICKOFF RETURN LEADERS**

Rank	Player, Team	Ret	Yards	Avg	Long	TD
1)	Patterson, Chi.	35	1017	29.1	104t	1
2)	Agnew, Det.	28	783	28.0	71	0
3)	Pollard, Dal.	32	766	23.9	67	0
4)	D. Lewis, NY-G	24	538	22.4	48	0
5)	D. Johnson, Was.	26	573	22.0	46	0
6)	Scott, Phi.	28	590	21.1	46	0

**WEEK 17 / THROUGH SUNDAY, JANUARY 3, 2021****NFC / LEADERS IN INTERCEPTIONS**

Rank	Player, Team	Int	Yards	Avg	Long	TD
1t)	Diggs, Sea.	5	57	11.4	32	0
1t)	H. Smith, Min.	5	33	6.6	16	0
3t)	C. Davis, T.B.	4	42	10.5	34	0
3t)	D. Williams, LA-R	4	21	5.3	19	0
3t)	Savage, G.B.	4	13	3.3	9	0
3t)	Fuller, Was.	4	0	0.0	0	0
7t)	Hill, LA-R	3	119	39.7	84t	2
7t)	Jackson, Car.	3	110	36.7	66	0
7t)	*Curl, Was.	3	88	29.3	76t	1
7t)	M. Jenkins, N.O.	3	58	19.3	48	0
7t)	J. Jenkins, N.O.	3	53	17.7	36t	1
7t)	*Fuller, LA-R	3	45	15.0	37	0
7t)	*Diggs, Dal.	3	43	14.3	33	0
7t)	M. Williams, N.O.	3	37	12.3	20	0
7t)	Wreh-Wilson, Atl.	3	26	8.7	23	0
7t)	Wilson, Min.	3	23	7.7	16	0
7t)	Shaqui. Griffin, Sea.	3	20	6.7	16	0
7t)	Bradberry, NY-G	3	19	6.3	19	0
7t)	Kirkpatrick, Ariz	3	13	4.3	13	0
7t)	P. Peterson, Ariz	3	7	2.3	7	0
7t)	Kendricks, Min.	3	0	0.0	0	0
22t)	Baker, Ariz	2	90	45.0	90	0
22t)	D. Jones, Atl.	2	84	42.0	67t	1
22t)	Edwards, T.B.	2	67	33.5	37	0
22t)	Oluokun, Atl.	2	65	32.5	51	0
22t)	A. Amos, G.B.	2	47	23.5	24	0
22t)	Ri. Allen, Atl.	2	29	14.5	19	0
22t)	Harmon, Det.	2	22	11.0	21	0
22t)	D. Reed, Sea.	2	21	10.5	20	0
22t)	Kirksey, G.B.	2	18	9.0	10	0
22t)	Ro. Smith, Chi.	2	16	8.0	11	0
22t)	Pierre-Paul, T.B.	2	15	7.5	15	0
22t)	A. Brown, Dal.	2	14	7.0	14	0
22t)	Lattimore, N.O.	2	13	6.5	13	0
22t)	Ta. Gipson, Chi.	2	10	5.0	9	0
22t)	Ja. Taylor, S.F.	2	8	4.0	8	0
22t)	D. Wilson, Dal.	2	5	2.5	5	0
22t)	Warner, S.F.	2	3	1.5	3	0
22t)	Whitehead, T.B.	2	2	1.0	2	0
22t)	Neal, Sea.	2	1	0.5	1	0
22t)	*Dantzler, Min.	2	0	0.0	0	0
22t)	Epps, Phi.	2	0	0.0	0	0
22t)	Moreau, Was.	2	0	0.0	0	0
22t)	Robinson, N.O.	2	0	0.0	0	0
22t)	Verrett, S.F.	2	0	0.0	0	0

**WEEK 17 / THROUGH SUNDAY, JANUARY 3, 2021****NFC / LEADERS IN SACKS**

Rank	Player, Team	Sacks
1t)	Donald, LA-R (DE)	13.5
1t)	Hendrickson, N.O. (DE)	13.5
3t)	Reddick, Ariz (LB)	12.5
3t)	Z. Smith, G.B. (LB)	12.5
5)	L. Williams, NY-G (DE)	11.5
6)	Floyd, LA-R (LB)	10.5
7)	R. Okwara, Det. (DE)	10.0
8t)	J. Adams, Sea. (DB)	9.5
8t)	Pierre-Paul, T.B. (LB)	9.5
10t)	Burns, Car. (DE)	9.0
10t)	K. Mack, Chi. (LB)	9.0
10t)	Sweat, Was. (DE)	9.0
10t)	White, T.B. (LB)	9.0
14)	Hyder, S.F. (DE)	8.5
15t)	Barrett, T.B. (LB)	8.0
15t)	Graham, Phi. (DE)	8.0
17t)	Jordan, N.O. (DE)	7.5
17t)	*Young, Was. (DE)	7.5
19)	Gardeck, Ariz (LB)	7.0
20t)	Cox, Phi. (DT)	6.5
20t)	Lawrence, Dal. (DE)	6.5
20t)	Onyemata, N.O. (DT)	6.5
20t)	J. Reed, Sea. (DT)	6.5
24t)	Dunlap, Cin.-Sea. (DE)	6.0
24t)	Fox, LA-R (DE)	6.0
24t)	Griffen, Dal.-Det. (DE)	6.0
24t)	Mayowa, Sea. (DE)	6.0
24t)	Suh, T.B. (DE)	6.0
24t)	Sweat, Phi. (DE)	6.0
30t)	Barnett, Phi. (DE)	5.5
30t)	Kerrigan, Was. (DE)	5.5
30t)	Obada, Car. (DE)	5.5
33t)	Brockers, LA-R (DE)	5.0
33t)	Gary, G.B. (LB)	5.0
33t)	Granderson, N.O. (DE)	5.0
33t)	Nichols, Chi. (NT)	5.0
33t)	Settle, Was. (DT)	5.0
33t)	A. Smith, Dal. (DE)	5.0
39t)	Ebukam, LA-R (LB)	4.5
39t)	Golden, NY-G-Ariz (LB)	4.5
39t)	Hargrave, Phi. (DT)	4.5
39t)	D. Jones, Atl. (LB)	4.5
43t)	Davis, N.O. (LB)	4.0
43t)	Edwards, Chi. (DE)	4.0
43t)	Fackrell, NY-G (LB)	4.0
43t)	Haynes, Car. (DE)	4.0
43t)	Jarrett, Atl. (DT)	4.0
43t)	Keke, G.B. (DE)	4.0
43t)	Lawrence, NY-G (DE)	4.0
43t)	*Robinson, Sea. (DE)	4.0
43t)	P. Smith, G.B. (LB)	4.0
43t)	Ro. Smith, Chi. (LB)	4.0

**WEEK 17 / THROUGH SUNDAY, JANUARY 3, 2021****NFC / FUMBLE RECOVERIES**

Rank	Player, Team	TotRec	OffRec	DefRec
1)	Wentz, Phi.	4	4	0
2t)	Brady, T.B.	3	3	0
2t)	T. Hill, N.O.	3	3	0
2t)	*Hurts, Phi.	3	3	0
2t)	Jones, NY-G	3	3	0
2t)	Kamara, N.O.	3	3	0
2t)	Sherfield, Ariz	3	1	2
2t)	S. Sims, Was.	3	3	0
2t)	Trubisky, Chi.	3	3	0
2t)	Tuioti-Mariner, Atl.	3	1	2
2t)	*Young, Was.	3	0	3
12t)	Alexander, S.F.-N.O.	2	0	2
12t)	Armstrong, Dal.	2	0	2
12t)	Boston, Car.	2	0	2
12t)	Bradbury, Min.	2	2	0
12t)	Brees, N.O.	2	2	0
12t)	*Callaway, N.O.	2	0	2
12t)	*Chinn, Car.	2	0	2
12t)	David, T.B.	2	0	2
12t)	Elliott, Dal.	2	2	0
12t)	Floyd, LA-R	2	0	2
12t)	Foles, Chi.	2	2	0
12t)	Gray, N.O.	2	2	0
12t)	Gurley, Atl.	2	2	0
12t)	M. Harris, S.F.	2	0	2
12t)	*Hartsfield, Car.	2	0	2
12t)	Haskins, Was.	2	2	0
12t)	Haynes, Car.	2	0	2
12t)	Hill, LA-R	2	0	2
12t)	Kelce, Phi.	2	2	0
12t)	K. Mack, Chi.	2	0	2
12t)	McLeod, Phi.	2	0	2
12t)	*Metellus, Min.	2	1	1
12t)	A. Miller, Chi.	2	2	0
12t)	Dav. Moore, Sea.	2	2	0
12t)	Murphy, Ariz	2	0	2
12t)	K. Murray, Ariz	2	2	0
12t)	Obada, Car.	2	0	2
12t)	Pierre-Paul, T.B.	2	0	2
12t)	D. Reed, Sea.	2	1	1
12t)	Reiff, Min.	2	2	0
12t)	Reynolds, LA-R	2	2	0
12t)	Ryan, NY-G	2	0	2
12t)	Singleton, Phi.	2	0	2
12t)	A. Smith, Dal.	2	0	2
12t)	Smith, Was.	2	2	0
12t)	J. Smith, Dal.	2	0	2
12t)	Smith, N.O.	2	2	0
12t)	Z. Smith, G.B.	2	0	2
12t)	*Swain, Sea.	2	1	1
12t)	Warner, S.F.	2	0	2
12t)	Webster, LA-R	2	2	0
12t)	P. Williams, N.O.	2	0	2
12t)	D. Wilson, Dal.	2	0	2
12t)	Wilson, Min.	2	0	2
12t)	*Wright, Was.	2	2	0
12t)	Wright, Sea.	2	0	2

**WEEK 17 / THROUGH SUNDAY, JANUARY 3, 2021****NFC / OFFENSIVE FUMBLE RECOVERIES**

Rank	Player, Team	Ret	Yards	Avg	Long	TD
1)	Wentz, Phi.	4	0	0.0	0	0
2t)	Brady, T.B.	3	0	0.0	0	0
2t)	T. Hill, N.O.	3	0	0.0	0	0
2t)	*Hurts, Phi.	3	0	0.0	0	0
2t)	Jones, NY-G	3	0	0.0	0	0
2t)	Kamara, N.O.	3	0	0.0	0	0
2t)	S. Sims, Was.	3	0	0.0	0	0
2t)	Trubisky, Chi.	3	0	0.0	0	0
9t)	Bradbury, Min.	2	2	1.0	2	0
9t)	Brees, N.O.	2	0	0.0	0	0
9t)	Elliott, Dal.	2	0	0.0	0	0
9t)	Foles, Chi.	2	0	0.0	0	0
9t)	Gray, N.O.	2	0	0.0	0	0
9t)	Gurley, Atl.	2	0	0.0	0	0
9t)	Haskins, Was.	2	0	0.0	0	0
9t)	Kelce, Phi.	2	0	0.0	0	0
9t)	A. Miller, Chi.	2	0	0.0	0	0
9t)	Dav. Moore, Sea.	2	0	0.0	0	0
9t)	K. Murray, Ariz	2	0	0.0	0	0
9t)	Reiff, Min.	2	0	0.0	0	0
9t)	Smith, Was.	2	0	0.0	0	0
9t)	Smith, N.O.	2	0	0.0	0	0
9t)	Webster, LA-R	2	0	0.0	0	0
9t)	*Wright, Was.	2	0	0.0	0	0
9t)	Reynolds, LA-R	2	-2	-1.0	8	0

**NFC / DEFENSIVE FUMBLE RECOVERIES**

Rank	Player, Team	Ret	Yards	Avg	Long	TD
1)	*Young, Was.	3	57	19.0	47t	1
2t)	A. Smith, Dal.	2	78	39.0	78t	1
2t)	Obada, Car.	2	54	27.0	54	0
2t)	McLeod, Phi.	2	50	25.0	53t	1
2t)	*Chinn, Car.	2	45	22.5	28t	2
2t)	J. Smith, Dal.	2	21	10.5	21	0
2t)	Alexander, S.F.-N.O.	2	20	10.0	20	0
2t)	Hill, LA-R	2	20	10.0	20t	1
2t)	Wilson, Min.	2	7	3.5	4	0
2t)	Pierre-Paul, T.B.	2	6	3.0	6	0
2t)	Murphy, Ariz	2	3	1.5	3	0
2t)	Haynes, Car.	2	1	0.5	1	0
2t)	Singleton, Phi.	2	1	0.5	1	0
2t)	Tuioti-Mariner, Atl.	2	1	0.5	1	0
2t)	Armstrong, Dal.	2	0	0.0	0	0
2t)	Boston, Car.	2	0	0.0	0	0
2t)	*Callaway, N.O.	2	0	0.0	0	0
2t)	David, T.B.	2	0	0.0	0	0
2t)	Floyd, LA-R	2	0	0.0	0	0
2t)	M. Harris, S.F.	2	0	0.0	0	0
2t)	*Hartsfield, Car.	2	0	0.0	0	0
2t)	K. Mack, Chi.	2	0	0.0	0	0
2t)	Ryan, NY-G	2	0	0.0	0	0
2t)	Sherfield, Ariz	2	0	0.0	0	0
2t)	Z. Smith, G.B.	2	0	0.0	0	0
2t)	Warner, S.F.	2	0	0.0	0	0
2t)	P. Williams, N.O.	2	0	0.0	0	0
2t)	D. Wilson, Dal.	2	0	0.0	0	0
2t)	Wright, Sea.	2	0	0.0	0	0

**WEEK 17 / THROUGH SUNDAY, JANUARY 3, 2021**

**NFL / LEADING PASSERS**

Player, Team	Att	Comp	Pct Comp	Yds	Avg Gain	TD	Pct TD	Long	Int	Pct Int	Rating Points
Rodgers, G.B.	526	372	70.7	4299	8.17	48	9.1	78t	5	1.0	121.5
Watson, Hou.	544	382	70.2	4823	8.87	33	6.1	77t	7	1.3	112.4
Mahomes, K.C.	588	390	66.3	4740	8.06	38	6.5	75t	6	1.0	108.2
Allen, Buf.	572	396	69.2	4544	7.94	37	6.5	55	10	1.7	107.2
<b>Tannehill, Ten.</b>	<b>481</b>	<b>315</b>	<b>65.5</b>	<b>3819</b>	<b>7.94</b>	<b>33</b>	<b>6.9</b>	<b>75t</b>	<b>7</b>	<b>1.5</b>	<b>106.5</b>
Brees, N.O.	390	275	70.5	2942	7.54	24	6.2	52t	6	1.5	106.4
Wilson, Sea.	558	384	68.8	4212	7.55	40	7.2	62	13	2.3	105.1
Cousins, Min.	516	349	67.6	4265	8.27	35	6.8	71t	13	2.5	105.0
Brady, T.B.	610	401	65.7	4633	7.60	40	6.6	50	12	2.0	102.2
Carr, L.V.	517	348	67.3	4103	7.94	27	5.2	85t	9	1.7	101.4
Jackson, Bal.	376	242	64.4	2757	7.33	26	6.9	47	9	2.4	99.3
*Herbert, LA-C	595	396	66.6	4336	7.29	31	5.2	72t	10	1.7	98.3
Rivers, Ind.	543	369	68.0	4169	7.68	24	4.4	55	11	2.0	97.0
Stafford, Det.	528	339	64.2	4084	7.73	26	4.9	73	10	1.9	96.3
Mayfield, Cle.	486	305	62.8	3563	7.33	26	5.3	75t	8	1.6	95.9
Minshew, Jac.	327	216	66.1	2259	6.91	16	4.9	51	5	1.5	95.9
Fitzpatrick, Mia.	267	183	68.5	2091	7.83	13	4.9	70	8	3.0	95.6
K. Murray, Ariz	558	375	67.2	3971	7.12	26	4.7	80t	12	2.2	94.3
Roethlisberger, Pit.	608	399	65.6	3803	6.25	33	5.4	84t	10	1.6	94.1
Trubisky, Chi.	297	199	67.0	2055	6.92	16	5.4	53	8	2.7	93.5
Ryan, Atl.	626	407	65.0	4581	7.32	26	4.2	63	11	1.8	93.3
Bridgewater, Car.	492	340	69.1	3733	7.59	15	3.0	75t	11	2.2	92.1
Goff, LA-R	552	370	67.0	3952	7.16	20	3.6	56t	13	2.4	90.0
*Burrow, Cin.	404	264	65.3	2688	6.65	13	3.2	67	5	1.2	89.8
Dalton, Dal.	333	216	64.9	2170	6.52	14	4.2	69	8	2.4	87.3
*Tagovailoa, Mia.	290	186	64.1	1814	6.26	11	3.8	35	5	1.7	87.1
Mullens, S.F.	326	211	64.7	2437	7.48	12	3.7	49	12	3.7	84.1
Newton, N.E.	368	242	65.8	2657	7.22	8	2.2	50	10	2.7	82.9
Foles, Chi.	312	202	64.7	1852	5.94	10	3.2	50	8	2.6	80.8
Jones, NY-G	448	280	62.5	2943	6.57	11	2.5	53	10	2.2	80.4
Smith, Was.	252	168	66.7	1582	6.28	6	2.4	68t	8	3.2	78.5
Lock, Den.	443	254	57.3	2933	6.62	16	3.6	92t	15	3.4	75.4
Haskins, Was.	241	148	61.4	1439	5.97	5	2.1	50	7	2.9	73.0
Wentz, Phi.	437	251	57.4	2620	6.00	16	3.7	59	15	3.4	72.8
Darnold, NY-J	364	217	59.6	2208	6.07	9	2.5	69t	11	3.0	72.7

**NFL / LEADING PASSERS, RANKS**

Player, Team	Att	Comp	Pct Comp	Yds	Avg Gain	TD	Pct TD	Long	Int	Pct Int	Rating Points
Rodgers, G.B.	13	10	1	7	3	1	1	1t	1	1	1
Watson, Hou.	10	8	3	1	1	7t	10	7t	4	2	2
Mahomes, K.C.	5	6	16	2	4	4	8	5t	2	3	3
Allen, Buf.	6	4t	4	5	5	5	7	18t	13	4	4
<b>Tannehill, Ten.</b>	<b>18</b>	<b>17</b>	<b>21</b>	<b>15</b>	<b>6</b>	<b>7t</b>	<b>4</b>	<b>7t</b>	<b>5</b>	<b>5</b>	<b>5</b>
Brees, N.O.	23	20	2	20	14	17t	9	5t	7	6	6
Wilson, Sea.	7t	7	6	9	13	2t	2	31t	21	7	7
Cousins, Min.	15	13	9	8	2	6	5	31t	25	8	8
Brady, T.B.	2	2	19	3	11	2t	6	28t	16	9	9
Carr, L.V.	14	14	10	11	7	11	14	16t	12	10	10
Jackson, Bal.	24	24t	27	22	16	12t	3	16t	23	11	11
*Herbert, LA-C	4	4t	15	6	19	10	15	18t	10	12	12
Rivers, Ind.	11	12	8	10	10	17t	20	24t	17	13	13
Stafford, Det.	12	16	28	12	9	12t	16	18t	15	14	14
Mayfield, Cle.	17	18	30	18	17	12t	13	10t	9	15	15
Minshew, Jac.	28	27t	17	27	24	20t	17	1t	6	16	16
Fitzpatrick, Mia.	33	33	7	30	8	26t	18	10t	30	17	17
K. Murray, Ariz	7t	9	11	13	22	12t	19	28t	18	18	18
Roethlisberger, Pit.	3	3	20	16	31	7t	11	18t	8	19	19
Trubisky, Chi.	31	31	13	31	23	20t	12	10t	27	20	20
Ryan, Atl.	1	1	23	4	18	12t	22	24t	14	21	21
Bridgewater, Car.	16	15	5	17	12	24	30	24t	20	22	22
Goff, LA-R	9	11	12	14	21	19	26	31t	22	23	23
*Burrow, Cin.	22	21	22	23	25	26t	28	1t	3	24	24
Dalton, Dal.	27	27t	24	29	28	25	21	10t	24	25	25
*Tagovailoa, Mia.	32	32	29	34	30	29t	23	1t	11	26	26
Mullens, S.F.	29	29	26	26	15	28	24	28t	35	27	27
Newton, N.E.	25	24t	18	24	20	34	34	18t	28	28	28
Foles, Chi.	30	30	25	33	35	31	29	10t	26	29	29
Jones, NY-G	19	19	31	19	27	29t	32	18t	19	30	30
Smith, Was.	34	34	14	35	29	37t	33	10t	32	31	31
Lock, Den.	20	22	35	21	26	20t	27	34t	33	32	32
Haskins, Was.	35	36	32	36	34	41t	35	7t	29	33	33
Wentz, Phi.	21	23	34	25	33	20t	25	34t	34	34	34
Darnold, NY-J	26	26	33	28	32	32t	31	24t	31	35	35

**WEEK 17 / THROUGH SUNDAY, JANUARY 3, 2021**

**NFL / FOURTH-QUARTER PASSING LEADERS**

Rank	Player, Team	Att	Comp	Comp%	Yards	YPA	TD	TD%	Int	Int%	Rating
1)	Brees, N.O.	87	67	77.0	744	8.55	7	8.0	0	0.0	128.7
2)	Watson, Hou.	149	106	71.1	1415	9.50	13	8.7	2	1.3	124.4
3)	Brady, T.B.	134	92	68.7	1130	8.43	12	9.0	1	0.7	121.2
4)	Jackson, Bal.	66	45	68.2	532	8.06	5	7.6	0	0.0	117.7
5)	Cousins, Min.	142	97	68.3	1146	8.07	13	9.2	2	1.4	117.3
6)	Mahomes, K.C.	124	85	68.5	1017	8.20	11	8.9	2	1.6	116.2
7)	Allen, Buf.	114	80	70.2	1081	9.48	8	7.0	3	2.6	112.5
8)	*Tagovailoa, Mia.	65	50	76.9	478	7.35	4	6.2	1	1.5	110.9
9)	Roethlisberger, Pit.	147	109	74.1	959	6.52	12	8.2	3	2.0	109.8
10)	Rodgers, G.B.	111	79	71.2	876	7.89	6	5.4	1	0.9	108.5
11)	Beathard, S.F.	52	34	65.4	387	7.44	3	5.8	0	0.0	106.8
12)	Goff, LA-R	115	75	65.2	857	7.45	7	6.1	1	0.9	104.1
<b>13)</b>	<b>Tannehill, Ten.</b>	<b>136</b>	<b>90</b>	<b>66.2</b>	<b>892</b>	<b>6.56</b>	<b>10</b>	<b>7.4</b>	<b>2</b>	<b>1.5</b>	<b>102.9</b>
14)	*Burrow, Cin.	106	74	69.8	738	6.96	6	5.7	2	1.9	100.3
15)	Newton, N.E.	97	65	67.0	748	7.71	3	3.1	1	1.0	96.1
16)	Wilson, Sea.	147	92	62.6	1105	7.52	11	7.5	6	4.1	93.5
17)	Mayfield, Cle.	90	51	56.7	639	7.10	6	6.7	2	2.2	91.9
18)	Prescott, Dal.	88	57	64.8	631	7.17	4	4.5	2	2.3	91.6
19)	Carr, L.V.	125	82	65.6	870	6.96	7	5.6	4	3.2	91.1
20)	Mullens, S.F.	132	89	67.4	1055	7.99	6	4.5	5	3.8	90.9
21)	Trubisky, Chi.	75	48	64.0	450	6.00	6	8.0	3	4.0	90.4
22)	Minshew, Jac.	125	75	60.0	789	6.31	7	5.6	2	1.6	90.4
23)	Bridgewater, Car.	133	94	70.7	1129	8.49	1	0.8	3	2.3	89.5
24)	Foles, Chi.	124	77	62.1	697	5.62	7	5.6	2	1.6	89.3
25)	Haskins, Was.	63	40	63.5	435	6.90	2	3.2	1	1.6	87.7
26)	K. Murray, Ariz	130	80	61.5	888	6.83	7	5.4	4	3.1	87.0
27)	Stafford, Det.	158	98	62.0	1098	6.95	5	3.2	3	1.9	85.4
28)	Ryan, Atl.	176	108	61.4	1256	7.14	7	4.0	6	3.4	82.0
29)	Rivers, Ind.	143	93	65.0	947	6.62	4	2.8	4	2.8	81.5
30)	Glennon, Jac.	50	28	56.0	309	6.18	1	2.0	0	0.0	81.2
31)	*Herbert, LA-C	151	99	65.6	962	6.37	4	2.6	4	2.6	81.1
32)	Fitzpatrick, Mia.	78	51	65.4	578	7.41	3	3.8	4	5.1	78.9
33)	Dalton, Dal.	92	58	63.0	500	5.43	4	4.3	3	3.3	78.2
34)	Wentz, Phi.	130	70	53.8	725	5.58	8	6.2	4	3.1	77.9
35)	Jones, NY-G	143	82	57.3	809	5.66	4	2.8	2	1.4	76.9
36)	Lock, Den.	134	75	56.0	1007	7.51	8	6.0	8	6.0	75.1
37)	Smith, Was.	71	41	57.7	433	6.10	2	2.8	3	4.2	67.4
38)	Flacco, NY-J	48	22	45.8	230	4.79	1	2.1	1	2.1	58.5
39)	Darnold, NY-J	90	49	54.4	378	4.20	1	1.1	3	3.3	54.8
40)	*Hurts, Phi.	51	24	47.1	315	6.18	1	2.0	3	5.9	49.1

**NFL / THIRD-DOWN PASSING LEADERS**

Rank	Player, Team	Att	Comp	Comp%	Yards	YPA	TD	TD%	Int	Int%	Rating
1)	Mahomes, K.C.	128	80	62.5	1139	8.90	11	8.6	1	0.8	116.6
2)	Rodgers, G.B.	135	86	63.7	1328	9.84	12	8.9	4	3.0	113.4
3)	Brady, T.B.	152	93	61.2	1072	7.05	14	9.2	1	0.7	110.4
4)	Carr, L.V.	136	87	64.0	1251	9.20	9	6.6	3	2.2	106.6
5)	Allen, Buf.	112	75	67.0	829	7.40	7	6.3	2	1.8	102.1
6)	*Herbert, LA-C	156	98	62.8	1164	7.46	14	9.0	6	3.8	99.4
7)	Cousins, Min.	117	75	64.1	884	7.56	8	6.8	3	2.6	99.1
8)	Ryan, Atl.	148	93	62.8	1013	6.84	8	5.4	2	1.4	95.4
9)	Jackson, Bal.	94	57	60.6	676	7.19	8	8.5	4	4.3	93.2
10)	Goff, LA-R	147	96	65.3	1155	7.86	6	4.1	4	2.7	91.5
11)	Brees, N.O.	97	64	66.0	689	7.10	5	5.2	3	3.1	91.0
12)	Jones, NY-G	121	80	66.1	860	7.11	4	3.3	2	1.7	90.9
13)	Stafford, Det.	130	81	62.3	1117	8.59	5	3.8	4	3.1	89.8
14)	Rivers, Ind.	135	86	63.7	1029	7.62	7	5.2	5	3.7	88.8
15)	Watson, Hou.	128	75	58.6	1063	8.30	5	3.9	3	2.3	88.8
16)	Bridgewater, Car.	121	81	66.9	944	7.80	3	2.5	3	2.5	88.3
<b>17)</b>	<b>Tannehill, Ten.</b>	<b>128</b>	<b>74</b>	<b>57.8</b>	<b>743</b>	<b>5.80</b>	<b>7</b>	<b>5.5</b>	<b>2</b>	<b>1.6</b>	<b>86.2</b>
18)	Roethlisberger, Pit.	166	104	62.7	1048	6.31	7	4.2	4	2.4	84.6
19)	Wilson, Sea.	122	74	60.7	791	6.48	7	5.7	5	4.1	81.7
20)	Wentz, Phi.	98	54	55.1	628	6.41	3	3.1	2	2.0	76.4
21)	Mayfield, Cle.	125	69	55.2	751	6.01	6	4.8	4	3.2	75.8
22)	*Burrow, Cin.	91	55	60.4	639	7.02	2	2.2	3	3.3	75.3
23)	Newton, N.E.	85	55	64.7	520	6.12	2	2.4	3	3.5	74.6
24)	K. Murray, Ariz	135	75	55.6	816	6.04	7	5.2	6	4.4	72.3
25)	Mullens, S.F.	80	46	57.5	513	6.41	5	6.3	5	6.3	71.5
26)	Lock, Den.	122	69	56.6	866	7.10	3	2.5	5	4.1	69.9
27)	Darnold, NY-J	112	59	52.7	663	5.92	6	5.4	5	4.5	69.9
28)	Foles, Chi.	82	42	51.2	356	4.34	4	4.9	2	2.4	69.0



**WEEK 17 / THROUGH SUNDAY, JANUARY 3, 2021****NFL / LEADING RUSHERS**

Rank	Player, Team	Att	Yards	Avg	Long	TD
<b>1)</b>	<b>Henry, Ten.</b>	<b>378</b>	<b>2027</b>	<b>5.4</b>	<b>94t</b>	<b>17</b>
2)	Cook, Min.	312	1557	5.0	70t	16
3)	*Taylor, Ind.	232	1169	5.0	62t	11
4)	Jones, G.B.	201	1104	5.5	77t	9
5t)	Montgomery, Chi.	247	1070	4.3	80t	8
5t)	*J. Robinson, Jac.	240	1070	4.5	47	7
7)	Chubb, Cle.	190	1067	5.6	59	12
8)	Jacobs, L.V.	273	1065	3.9	28t	12
9)	Jackson, Bal. (QB)	159	1005	6.3	50t	7
10)	Gordon, Den.	215	986	4.6	65	9
11)	Elliott, Dal.	244	979	4.0	31	6
12)	Jones, T.B.	192	978	5.1	98t	7
13)	Drake, Ariz	239	955	4.0	69t	10
14)	Kamara, N.O.	187	932	5.0	49	16
15)	Sanders, Phi.	164	867	5.3	82t	6
16)	Hunt, Cle.	198	841	4.2	33	6
17)	K. Murray, Ariz (QB)	133	819	6.2	48	11
18)	*Dobbins, Bal.	134	805	6.0	72t	9
19)	*Edwards-Helaire, K.C.	181	803	4.4	31	4
20)	*A. Gibson, Was.	170	795	4.7	40	11
21)	Edwards, Bal.	144	723	5.0	36	6
22)	Conner, Pit.	169	721	4.3	59	6
23t)	Harris, N.E.	137	691	5.0	41	2
23t)	Da. Johnson, Hou.	147	691	4.7	48	6
25)	Singleton, Buf.	156	687	4.4	51t	2
26)	Gallman, NY-G	147	682	4.6	60	6
27)	Carson, Sea.	141	681	4.8	29t	5
28)	Gurley, Atl.	195	678	3.5	35t	9
29)	Murray, N.O.	146	656	4.5	36t	4
30)	Gore, NY-J	187	653	3.5	17	2
31)	Davis, Car.	165	642	3.9	25	6
32)	*Akers, LA-R	145	625	4.3	61	2
33)	Henderson, LA-R	138	624	4.5	40	5
34)	Peterson, Det.	156	604	3.9	38	7
35)	Wilson, S.F.	126	600	4.8	34	7
36)	Newton, N.E. (QB)	137	592	4.3	49	12
37)	Gaskin, Mia.	142	584	4.1	26	3
38)	Ekeler, LA-C	116	530	4.6	27	1
39t)	Mostert, S.F.	104	521	5.0	80t	2
39t)	*Swift, Det.	114	521	4.6	54	8
41)	Wilson, Sea. (QB)	83	513	6.2	38	2
42)	J. Williams, G.B.	119	505	4.2	25	2
43)	Lindsay, Den.	118	502	4.3	55t	1
44)	*Moss, Buf.	112	481	4.3	31	4
45)	Hill, Atl.	100	465	4.7	62	1
46)	T. Hill, N.O. (QB)	87	457	5.3	43	8
47)	Michel, N.E.	79	449	5.7	48	1
48)	Edmonds, Ariz	97	448	4.6	32	1
49)	Watson, Hou. (QB)	90	444	4.9	16	3
50)	Pollard, Dal.	101	435	4.3	42t	4

**WEEK 17 / THROUGH SUNDAY, JANUARY 3, 2021**

**NFL / THIRD-AND-ONE RUSHING LEADERS**

Rank	Player, Team	Att	FD	Pct
1t)	Barber, Was.	9	9	100.0
1t)	Jones, T.B.	7	7	100.0
1t)	Chubb, Cle.	6	6	100.0
1t)	Murray, N.O.	6	6	100.0
1t)	Brissett, Ind.	5	5	100.0
1t)	Lock, Den.	5	5	100.0
1t)	McKissic, Was.	5	5	100.0
1t)	Bra. Allen, Cin.	4	4	100.0
1t)	Armah, Car.	4	4	100.0
1t)	*Burrow, Cin.	4	4	100.0
1t)	Kamara, N.O.	4	4	100.0
1t)	Yeldon, Buf.	4	4	100.0
13)	Edwards, Bal.	16	15	93.8
14)	Newton, N.E.	13	12	92.3
15)	J. Williams, G.B.	9	8	88.9
16)	Gurley, Atl.	8	7	87.5
17t)	Brown, LA-R	7	6	85.7
17t)	Hunt, Cle.	7	6	85.7
17t)	Wentz, Phi.	7	6	85.7
20)	Carson, Sea.	6	5	83.3
21)	Drake, Ariz	11	9	81.8
22t)	Bernard, Cin.	5	4	80.0
22t)	*Tagovailoa, Mia.	5	4	80.0
<b>22t)</b>	<b>Tannehill, Ten.</b>	<b>5</b>	<b>4</b>	<b>80.0</b>
22t)	Watson, Hou.	5	4	80.0
26t)	Elliott, Dal.	14	11	78.6
<b>26t)</b>	<b>Henry, Ten.</b>	<b>14</b>	<b>11</b>	<b>78.6</b>
28t)	T. Hill, N.O.	9	7	77.8
28t)	Montgomery, Chi.	9	7	77.8
28t)	*Moss, Buf.	9	7	77.8
31)	Conner, Pit.	7	5	71.4
32)	Da. Johnson, Hou.	10	7	70.0
33t)	Snell, Pit.	12	8	66.7
33t)	*J. Robinson, Jac.	9	6	66.7
33t)	Gordon, Den.	6	4	66.7
33t)	Juszczuk, S.F.	6	4	66.7
37)	Cook, Min.	14	9	64.3
38)	Ballage, NY-J-LA-C	8	5	62.5
39)	*Kelley, LA-C	10	6	60.0
40)	Allen, Buf.	10	5	50.0
41)	Jacobs, L.V.	11	5	45.5

**WEEK 17 / THROUGH SUNDAY, JANUARY 3, 2021**

**NFL / LEADERS IN RECEPTIONS**

Rank	Player, Team	Rec	Yards	Avg	Long	TD
1)	Diggs, Buf.	127	1535	12.1	55	8
2t)	Hopkins, Ariz	115	1407	12.2	60	6
2t)	D. Adams, G.B.	115	1374	11.9	56t	18
4)	Waller, L.V. (TE)	107	1196	11.2	38t	9
5)	Kelce, K.C. (TE)	105	1416	13.5	45	11
6)	Robinson, Chi.	102	1250	12.3	42	6
7t)	Lockett, Sea.	100	1054	10.5	47t	10
7t)	Allen, LA-C	100	992	9.9	28	8
9)	Smith-Schuster, Pit.	97	831	8.6	31t	9
10)	Anderson, Car.	95	1096	11.5	75t	3
11t)	Cooper, Dal.	92	1114	12.1	69	5
11t)	Kupp, LA-R	92	974	10.6	55t	3
13t)	Ridley, Atl.	90	1374	15.3	63	9
13t)	Woods, LA-R	90	936	10.4	56t	6
15t)	*Jefferson, Min.	88	1400	15.9	71t	7
15t)	D. Johnson, Pit.	88	923	10.5	47	7
17t)	T. Hill, K.C.	87	1276	14.7	75t	15
17t)	McLaurin, Was.	87	1118	12.9	68t	4
19t)	Metcalfe, Sea.	83	1303	15.7	62	10
19t)	Kamara, N.O. (RB)	83	756	9.1	52t	5
21)	Beasley, Buf.	82	967	11.8	35	4
22)	Cooks, Hou.	81	1150	14.2	57t	6
23)	McKissic, Was. (RB)	80	589	7.4	29t	2
24)	Boyd, Cin.	79	841	10.6	72t	4
25)	Samuel, Car.	77	851	11.1	44	3
26)	M. Jones, Det.	76	978	12.9	43t	9
27t)	*Lamb, Dal.	74	935	12.6	52t	5
27t)	Thielen, Min.	74	925	12.5	51	14
29t)	Landry, Cle.	72	840	11.7	32	3
29t)	Gage, Atl.	72	786	10.9	35	4
29t)	L. Thomas, Was. (TE)	72	670	9.3	30	6
<b>32t)</b>	<b>A. Brown, Ten.</b>	<b>70</b>	<b>1075</b>	<b>15.4</b>	<b>73t</b>	<b>11</b>
32t)	M. Evans, T.B.	70	1006	14.4	50	13
34t)	*Higgins, Cin.	67	908	13.6	67	6
34t)	Hockenson, Det. (TE)	67	723	10.8	51	6
36t)	Moore, Car.	66	1193	18.1	74t	4
36t)	Shepard, NY-G	66	656	9.9	29	3
<b>38t)</b>	<b>C. Davis, Ten.</b>	<b>65</b>	<b>984</b>	<b>15.1</b>	<b>75t</b>	<b>5</b>
38t)	Godwin, T.B.	65	840	12.9	47	7
40t)	Parker, Mia.	63	793	12.6	31	4
40t)	Ingram, NY-G (TE)	63	654	10.4	53	1
40t)	Schultz, Dal. (TE)	63	615	9.8	28	4
40t)	Hines, Ind. (RB)	63	482	7.7	29t	4
44t)	*Claypool, Pit.	62	873	14.1	84t	9
44t)	Fant, Den. (TE)	62	673	10.9	37	3
46t)	Sanders, N.O.	61	726	11.9	51	5
46t)	*Mooney, Chi.	61	631	10.3	53	4
48t)	*Aiyuk, S.F.	60	748	12.5	49	5
48t)	Henry, LA-C (TE)	60	613	10.2	33	4
50t)	Gallup, Dal.	59	843	14.3	55	5
50t)	Meyers, N.E.	59	729	12.4	35	0
50t)	Crowder, NY-J	59	699	11.8	69t	6
50t)	Davis, Car. (RB)	59	373	6.3	23	2

**WEEK 17 / THROUGH SUNDAY, JANUARY 3, 2021**

**NFL / RECEIVING YARDAGE LEADERS**

Rank	Player, Team	Yards	Rec	Avg	Long	TD
1)	Diggs, Buf.	1535	127	12.1	55	8
2)	Kelce, K.C. (TE)	1416	105	13.5	45	11
3)	Hopkins, Ariz	1407	115	12.2	60	6
4)	*Jefferson, Min.	1400	88	15.9	71t	7
5t)	D. Adams, G.B.	1374	115	11.9	56t	18
5t)	Ridley, Atl.	1374	90	15.3	63	9
7)	Metcalfe, Sea.	1303	83	15.7	62	10
8)	T. Hill, K.C.	1276	87	14.7	75t	15
9)	Robinson, Chi.	1250	102	12.3	42	6
10)	Waller, L.V. (TE)	1196	107	11.2	38t	9
11)	Moore, Car.	1193	66	18.1	74t	4
12)	Cooks, Hou.	1150	81	14.2	57t	6
13)	McLaurin, Was.	1118	87	12.9	68t	4
14)	Cooper, Dal.	1114	92	12.1	69	5
15)	Anderson, Car.	1096	95	11.5	75t	3
<b>16)</b>	<b>A. Brown, Ten.</b>	<b>1075</b>	<b>70</b>	<b>15.4</b>	<b>73t</b>	<b>11</b>
17)	Lockett, Sea.	1054	100	10.5	47t	10
18)	M. Evans, T.B.	1006	70	14.4	50	13
19)	Allen, LA-C	992	100	9.9	28	8
<b>20)</b>	<b>C. Davis, Ten.</b>	<b>984</b>	<b>65</b>	<b>15.1</b>	<b>75t</b>	<b>5</b>
21)	M. Jones, Det.	978	76	12.9	43t	9
22)	Kupp, LA-R	974	92	10.6	55t	3
23)	Beasley, Buf.	967	82	11.8	35	4
24)	Woods, LA-R	936	90	10.4	56t	6
25)	*Lamb, Dal.	935	74	12.6	52t	5
26)	Thielen, Min.	925	74	12.5	51	14
27)	D. Johnson, Pit.	923	88	10.5	47	7
28)	*Higgins, Cin.	908	67	13.6	67	6
29)	Agholor, L.V.	896	48	18.7	85t	8
30)	Fuller, Hou.	879	53	16.6	77t	8
31)	*Claypool, Pit.	873	62	14.1	84t	9
32)	*Jeudy, Den.	856	52	16.5	92t	3
33)	Samuel, Car.	851	77	11.1	44	3
34)	Gallup, Dal.	843	59	14.3	55	5
35)	Boyd, Cin.	841	79	10.6	72t	4
36t)	Godwin, T.B.	840	65	12.9	47	7
36t)	Landry, Cle.	840	72	11.7	32	3
38)	Smith-Schuster, Pit.	831	97	8.6	31t	9
39)	Parker, Mia.	793	63	12.6	31	4
40)	Gage, Atl.	786	72	10.9	35	4
41)	J. Jones, Atl.	771	51	15.1	44	3
42)	M. Brown, Bal.	769	58	13.3	70t	8
43)	Hilton, Ind.	762	56	13.6	50	5
44t)	Kamara, N.O. (RB)	756	83	9.1	52t	5
44t)	Williams, LA-C	756	48	15.8	64t	5
46)	D. Slayton, NY-G	751	50	15.0	41t	3
47)	*Aiyuk, S.F.	748	60	12.5	49	5
48)	Patrick, Den.	742	51	14.5	61	6
49)	Meyers, N.E.	729	59	12.4	35	0
50)	Sanders, N.O.	726	61	11.9	51	5

**WEEK 17 / THROUGH SUNDAY, JANUARY 3, 2021**

**NFL / THIRD-DOWN RECEIVING LEADERS**

Rank	Player, Team	Rec	Yards	Avg Long	TD
1)	Allen, LA-C	33	353	10.7 28	6
2)	Smith-Schuster, Pit.	32	268	8.4 26	4
3)	D. Adams, G.B.	29	405	14.0 49	4
4t)	Hopkins, Ariz	28	355	12.7 60	4
4t)	Waller, L.V. (TE)	28	354	12.6 29	1
4t)	Samuel, Car.	28	348	12.4 44	1
4t)	Diggs, Buf.	28	278	9.9 23	1
8)	Gage, Atl.	27	303	11.2 27	1
9t)	*Lamb, Dal.	26	379	14.6 52t	2
9t)	Kupp, LA-R	26	368	14.2 55t	1
11)	Kelce, K.C. (TE)	25	394	15.8 44	2
12)	Ingram, NY-G (TE)	23	262	11.4 53	0
13t)	*Claypool, Pit.	22	375	17.0 41	2
13t)	Ridley, Atl.	22	320	14.5 39t	4
13t)	D. Johnson, Pit.	22	207	9.4 41	1
16t)	*Jefferson, Min.	20	333	16.7 54	1
16t)	Metcalfe, Sea.	20	258	12.9 52	1
16t)	McKissic, Was. (RB)	20	152	7.6 26	0
19t)	T. Hill, K.C.	19	291	15.3 44t	5
19t)	Crowder, NY-J	19	282	14.8 69t	4
19t)	Boyd, Cin.	19	264	13.9 72t	3
19t)	M. Jones, Det.	19	251	13.2 27t	3
19t)	McLaurin, Was.	19	248	13.1 33	1
19t)	Woods, LA-R	19	208	10.9 31	3
19t)	Robinson, Chi.	19	206	10.8 24	0
<b>19t)</b>	<b>Firkser, Ten. (TE)</b>	<b>19</b>	<b>157</b>	<b>8.3 20</b>	<b>0</b>
27t)	*Jeudy, Den.	18	342	19.0 92t	2
<b>27t)</b>	<b>A. Brown, Ten.</b>	<b>18</b>	<b>240</b>	<b>13.3 40t</b>	<b>3</b>
27t)	Tate, NY-G	18	219	12.2 39	0
27t)	Hockenson, Det. (TE)	18	199	11.1 35	0
27t)	Henry, LA-C (TE)	18	173	9.6 19	2
32t)	Williams, LA-C	17	324	19.1 64t	2
32t)	Godwin, T.B.	17	254	14.9 47	2
32t)	Renfrow, L.V.	17	253	14.9 53	1
32t)	*Shenault, Jac.	17	184	10.8 36	1
32t)	Beasley, Buf.	17	183	10.8 27	1
32t)	Anderson, Car.	17	177	10.4 41t	2
32t)	Ward, Phi.	17	164	9.6 29t	2
32t)	Meyers, N.E.	17	155	9.1 19	0
32t)	L. Thomas, Was. (TE)	17	133	7.8 15t	2
32t)	Kamara, N.O. (RB)	17	113	6.6 21	1
42t)	Moore, Car.	16	267	16.7 57t	1
42t)	Andrews, Bal. (TE)	16	250	15.6 39	3
42t)	Patrick, Den.	16	249	15.6 40	2
42t)	Hilton, Ind.	16	195	12.2 21t	3
42t)	Bourne, S.F.	16	190	11.9 27	0
42t)	M. Evans, T.B.	16	174	10.9 26	4
42t)	Fant, Den. (TE)	16	165	10.3 37	0
42t)	Ebron, Pit. (TE)	16	164	10.3 22	1
42t)	Lockett, Sea.	16	150	9.4 21	1
42t)	Shepard, NY-G	16	135	8.4 24	1
42t)	White, N.E. (RB)	16	113	7.1 21	0

**WEEK 17 / THROUGH SUNDAY, JANUARY 3, 2021**

**NFL / LEADING SCORERS, NONKICKERS**

Rank	Player, Team	TD	Rush	Rec	Ret	X2	Pts
1)	Kamara, N.O. (RB)	21	16	5	0	0	126
2t)	D. Adams, G.B. (WR)	18	0	18	0	0	108
2t)	Cook, Min. (RB)	17	16	1	0	3	108
<b>4)</b>	<b>Henry, Ten. (RB)</b>	<b>17</b>	<b>17</b>	<b>0</b>	<b>0</b>	<b>1</b>	<b>104</b>
5)	T. Hill, K.C. (WR)	17	2	15	0	0	102
6)	Thielen, Min. (WR)	14	0	14	0	1	86
7t)	M. Evans, T.B. (WR)	13	0	13	0	0	78
7t)	Newton, N.E. (QB)	13	12	1	0	0	78
<b>9t)</b>	<b>A. Brown, Ten. (WR)</b>	<b>12</b>	<b>0</b>	<b>11</b>	<b>1</b>	<b>0</b>	<b>72</b>
9t)	Chubb, Cle. (RB)	12	12	0	0	0	72
9t)	Jacobs, L.V. (RB)	12	12	0	0	0	72
9t)	*Taylor, Ind. (RB)	12	11	1	0	0	72
13)	Kelce, K.C. (TE)	11	0	11	0	1	68
14t)	*Claypool, Pit. (WR)	11	2	9	0	0	66
14t)	*A. Gibson, Was. (RB)	11	11	0	0	0	66
14t)	Hunt, Cle. (RB)	11	6	5	0	0	66
14t)	Jones, G.B. (RB)	11	9	2	0	0	66
14t)	K. Murray, Ariz (QB)	11	11	0	0	0	66
14t)	Tonyan, G.B. (TE)	11	0	11	0	0	66
20t)	Montgomery, Chi. (RB)	10	8	2	0	1	62
20t)	*J. Robinson, Jac. (RB)	10	7	3	0	1	62
22t)	Drake, Ariz (RB)	10	10	0	0	0	60
22t)	Gordon, Den. (RB)	10	9	1	0	0	60
22t)	Lockett, Sea. (WR)	10	0	10	0	0	60
22t)	Metcalfe, Sea. (WR)	10	0	10	0	0	60
22t)	*Swift, Det. (RB)	10	8	2	0	0	60
22t)	Wilson, S.F. (RB)	10	7	3	0	0	60
28)	*Dobbins, Bal. (RB)	9	9	0	0	2	58
29t)	Ridley, Atl. (WR)	9	0	9	0	1	56
29t)	Smith-Schuster, Pit. (WR)	9	0	9	0	1	56
29t)	Waller, L.V. (TE)	9	0	9	0	1	56
32t)	Allen, Buf. (QB)	9	8	1	0	0	54
32t)	Carson, Sea. (RB)	9	5	4	0	0	54
32t)	Gurley, Atl. (RB)	9	9	0	0	0	54
32t)	T. Hill, N.O. (QB)	9	8	1	0	0	54
32t)	M. Jones, Det. (WR)	9	0	9	0	0	54
<b>32t)</b>	<b>J. Smith, Ten. (TE)</b>	<b>9</b>	<b>1</b>	<b>8</b>	<b>0</b>	<b>0</b>	<b>54</b>
38t)	Allen, LA-C (WR)	8	0	8	0	1	50
38t)	Elliott, Dal. (RB)	8	6	2	0	1	50
40t)	Agholor, L.V. (WR)	8	0	8	0	0	48
40t)	M. Brown, Bal. (WR)	8	0	8	0	0	48
40t)	Davis, Car. (RB)	8	6	2	0	0	48
40t)	Diggs, Buf. (WR)	8	0	8	0	0	48
40t)	Fuller, Hou. (WR)	8	0	8	0	0	48
40t)	Graham, Chi. (TE)	8	0	8	0	0	48
40t)	Da. Johnson, Hou. (RB)	8	6	2	0	0	48
40t)	Jones, T.B. (RB)	8	7	1	0	0	48
40t)	Woods, LA-R (WR)	8	2	6	0	0	48
49t)	*Jefferson, Min. (WR)	7	0	7	0	2	46
<b>49t)</b>	<b>Tannehill, Ten. (QB)</b>	<b>7</b>	<b>7</b>	<b>0</b>	<b>0</b>	<b>2</b>	<b>46</b>

**WEEK 17 / THROUGH SUNDAY, JANUARY 3, 2021**

**NFL / LEADING SCORERS, KICKERS**

Rank	Player, Team	PAT	FG	Pct	Long	Pts
1t)	Carlson, L.V.	45/47	33/35	.943	54	144
1t)	Koo, Atl.	33/36	37/39	.949	54	144
1t)	Sanders, Mia.	36/36	36/39	.923	56	144
4)	*Bass, Buf.	57/59	28/34	.824	58	141
5)	*Blankenship, Ind.	43/45	32/37	.865	53	139
6)	Succop, T.B.	52/57	28/31	.903	50	136
7)	Zuerlein, Dal.	33/36	34/41	.829	59	135
8)	Tucker, Bal.	52/53	26/29	.897	55	130
9t)	Lutz, N.O.	57/58	23/28	.821	53	126
9t)	Santos, Chi.	36/37	30/32	.938	55	126
11)	Butker, K.C.	48/54	25/27	.926	58	123
12)	Myers, Sea.	49/53	24/24	1.000	61	121
13)	Slye, Car.	33/36	29/36	.806	56	120
14)	Fairbairn, Hou.	37/40	27/31	.871	54	118
15)	Gano, NY-G	21/23	31/32	.969	55	114
16)	Hopkins, Was.	30/32	27/34	.794	51	111
17t)	Badgley, LA-C	36/39	24/33	.727	53	108
17t)	Folk, N.E.	30/33	26/28	.929	51	108
17t)	McManus, Den.	24/27	28/34	.824	58	108
20)	Crosby, G.B.	59/63	16/16	1.000	57	107
21)	Prater, Det.	38/41	21/28	.750	59	101
<b>22t)</b>	<b>Gostkowski, Ten.</b>	<b>46/48</b>	<b>18/26</b>	<b>.692</b>	<b>55</b>	<b>100</b>
22t)	Parkey, Cle.	43/47	19/22	.864	46	100
24)	Gould, S.F.	36/38	19/23	.826	52	93
25)	Boswell, Pit.	34/38	19/20	.950	59	91
26)	Bullock, Cin.	24/25	21/26	.808	55	87
27)	Gonzalez, Ariz	38/39	16/22	.727	56	86
28)	D. Bailey, Min.	37/43	15/22	.682	53	82
29)	Elliott, Phi.	24/26	14/19	.737	54	66
30)	Gay, Ind.-LA-R	16/16	14/16	.875	51	58
<b>31)</b>	<b>*Sloman, LA-R-Ten.</b>	<b>23/26</b>	<b>10/13</b>	<b>.769</b>	<b>47</b>	<b>53</b>
32)	Ficken, NY-J	12/15	13/15	.867	54	51
33)	Rosas, Jac.	9/ 9	8/11	.727	54	33
34)	Castillo, NY-J	6/ 7	8/13	.615	55	30
35)	Nugent, Ariz	7/ 7	7/ 8	.875	43	28
36)	Seibert, Cle.-Cin.	8/ 9	6/ 9	.667	48	26
37)	Lambo, Jac.	8/10	5/ 5	1.000	59	23
38)	Wright, Pit.	7/ 7	4/ 4	1.000	46	19
39)	McLaughlin, ALL totals	5/ 6	4/ 5	.800	52	17
40)	Vizcaino, Min.-S.F.	2/ 2	3/ 3	1.000	47	11
41)	Forbath, Car.-Chi.-LA-R	4/ 5	2/ 3	.667	23	10
42t)	Brown, Jac.	1/ 1	1/ 2	.500	31	4
42t)	Fry, Atl.	1/ 2	1/ 1	1.000	23	4
44)	Hauschka, Jac.	2/ 2	0/ 2	.000	--	2
45t)	Russolino, Den.	1/ 3	0/ 1	.000	--	1
45t)	*Wright, Jac.-LA-R	1/ 2	0/ 0	---	--	1
47)	Gillan, Cle.	0/ 0	0/ 1	.000	--	0

**WEEK 17 / THROUGH SUNDAY, JANUARY 3, 2021**

**NFL / TOUCHBACKS ON KICKOFFS**

Rank	Player, Team	TB
1)	Pinion, T.B.	85
2)	Butker, K.C.	72
3t)	*Bass, Buf.	71
3t)	Lutz, N.O.	71
3t)	Slye, Car.	71
6t)	Hopkins, Was.	65
6t)	Tucker, Bal.	65
8)	Sanders, Mia.	64
9)	Carlson, L.V.	61
10)	Zuerlein, Dal.	60
11)	McManus, Den.	54
12)	D. Bailey, Min.	53
13t)	Fairbairn, Hou.	52
13t)	Myers, Sea.	52
<b>15)</b>	<b>Gostkowski, Ten.</b>	<b>51</b>
16)	Long, LA-C	49
17)	Crosby, G.B.	48
18)	Elliott, Phi.	46
19)	Parkey, Cle.	45
20)	Boswell, Pit.	44
21)	Bullock, Cin.	43
22t)	Bailey, N.E.	42
22t)	Santos, Chi.	42
22t)	Wishnowsky, S.F.	42
25)	Gonzalez, Ariz	36
26)	Sanchez, Ind.	33
27)	Gano, NY-G	30
28t)	Gay, Ind.-LA-R	28
28t)	Koo, Atl.	28
30)	Cooke, Jac.	25
<b>31)</b>	<b>*Sloman, LA-R-Ten.</b>	<b>24</b>
32)	Fox, Det.	19
33)	Ficken, NY-J	18
34t)	*Hofrichter, Atl.	16
34t)	*Mann, NY-J	16
36)	Rosas, Jac.	15
37t)	*Blankenship, Ind.	13
37t)	Seibert, Cle.-Cin.	13
39)	Prater, Det.	7
40t)	Forbath, Car.-Chi.-LA-R	4
40t)	J. Scott, G.B.	4
42)	Nugent, Ariz	3
43t)	Fry, Atl.	2
43t)	Lambo, Jac.	2
45t)	Gould, S.F.	1
45t)	Vizcaino, Min.-S.F.	1
45t)	Wright, Pit.	1



WEEK 17 / THROUGH SUNDAY, JANUARY 3, 2021

NFL / MOST YARDS FROM SCRIMMAGE

Rank	Player, Team	Total			Rushing			Receiving		
		Yards	Att+Rec	Avg	Yards	Att	Avg	Yards	Rec	Avg
<b>1)</b>	<b>Henry, Ten. (RB)</b>	<b>2141</b>	<b>397</b>	<b>5.4</b>	<b>2027</b>	<b>378</b>	<b>5.4</b>	<b>114</b>	<b>19</b>	<b>6.0</b>
2)	Cook, Min. (RB)	1918	356	5.4	1557	312	5.0	361	44	8.2
3)	Kamara, N.O. (RB)	1688	270	6.3	932	187	5.0	756	83	9.1
4)	Diggs, Buf. (WR)	1536	128	12.0	1	1	1.0	1535	127	12.1
5)	Montgomery, Chi. (RB)	1508	301	5.0	1070	247	4.3	438	54	8.1
6)	*Taylor, Ind. (RB)	1468	268	5.5	1169	232	5.0	299	36	8.3
7)	Jones, G.B. (RB)	1459	248	5.9	1104	201	5.5	355	47	7.6
8)	Kelce, K.C. (TE)	1416	105	13.5	0	0	---	1416	105	13.5
9)	*J. Robinson, Jac. (RB)	1414	289	4.9	1070	240	4.5	344	49	7.0
10)	Hopkins, Ariz (WR)	1408	116	12.1	1	1	1.0	1407	115	12.2
11)	*Jefferson, Min. (WR)	1402	89	15.8	2	1	2.0	1400	88	15.9
12)	T. Hill, K.C. (WR)	1399	100	14.0	123	13	9.5	1276	87	14.7
13)	Ridley, Atl. (WR)	1375	95	14.5	1	5	0.2	1374	90	15.3
14)	D. Adams, G.B. (WR)	1374	115	11.9	0	0	---	1374	115	11.9
15)	Elliott, Dal. (RB)	1317	296	4.4	979	244	4.0	338	52	6.5
16t)	Jacobs, L.V. (RB)	1303	306	4.3	1065	273	3.9	238	33	7.2
16t)	Metcalfe, Sea. (WR)	1303	83	15.7	0	0	---	1303	83	15.7
18)	Robinson, Chi. (WR)	1249	103	12.1	-1	1	-1.0	1250	102	12.3
19)	Chubb, Cle. (RB)	1217	206	5.9	1067	190	5.6	150	16	9.4
20)	Moore, Car. (WR)	1215	68	17.9	22	2	11.0	1193	66	18.1
21)	Waller, L.V. (TE)	1196	107	11.2	0	0	---	1196	107	11.2
22)	Cooks, Hou. (WR)	1150	81	14.2	0	0	---	1150	81	14.2
23)	McLaurin, Was. (WR)	1148	89	12.9	30	2	15.0	1118	87	12.9
24)	Hunt, Cle. (RB)	1145	236	4.9	841	198	4.2	304	38	8.0
25)	Gordon, Den. (RB)	1144	247	4.6	986	215	4.6	158	32	4.9
26)	Jones, T.B. (RB)	1143	220	5.2	978	192	5.1	165	28	5.9
27)	Cooper, Dal. (WR)	1128	98	11.5	14	6	2.3	1114	92	12.1
28)	Anderson, Car. (WR)	1111	99	11.2	15	4	3.8	1096	95	11.5
29)	*Edwards-Helaire, K.C. (RB)	1100	217	5.1	803	181	4.4	297	36	8.3
30)	Drake, Ariz (RB)	1092	264	4.1	955	239	4.0	137	25	5.5
31)	Woods, LA-R (WR)	1091	114	9.6	155	24	6.5	936	90	10.4
<b>32)</b>	<b>A. Brown, Ten. (WR)</b>	<b>1075</b>	<b>70</b>	<b>15.4</b>	<b>0</b>	<b>0</b>	<b>---</b>	<b>1075</b>	<b>70</b>	<b>15.4</b>
33)	Sanders, Phi. (RB)	1064	192	5.5	867	164	5.3	197	28	7.0
34)	Lockett, Sea. (WR)	1054	100	10.5	0	0	---	1054	100	10.5
35)	Samuel, Car. (WR)	1051	118	8.9	200	41	4.9	851	77	11.1
36)	*A. Gibson, Was. (RB)	1042	206	5.1	795	170	4.7	247	36	6.9
37)	*Lamb, Dal. (WR)	1017	84	12.1	82	10	8.2	935	74	12.6
38)	Davis, Car. (RB)	1015	224	4.5	642	165	3.9	373	59	6.3
39)	Kupp, LA-R (WR)	1007	96	10.5	33	4	8.3	974	92	10.6
40)	M. Evans, T.B. (WR)	1006	70	14.4	0	0	---	1006	70	14.4
41t)	Jackson, Bal. (QB)	1005	159	6.3	1005	159	6.3	0	0	---
41t)	Da. Johnson, Hou. (RB)	1005	180	5.6	691	147	4.7	314	33	9.5
43)	Allen, LA-C (WR)	991	101	9.8	-1	1	-1.0	992	100	9.9
<b>44)</b>	<b>C. Davis, Ten. (WR)</b>	<b>984</b>	<b>65</b>	<b>15.1</b>	<b>0</b>	<b>0</b>	<b>---</b>	<b>984</b>	<b>65</b>	<b>15.1</b>
45)	M. Jones, Det. (WR)	978	76	12.9	0	0	---	978	76	12.9
46)	Gaskin, Mia. (RB)	972	183	5.3	584	142	4.1	388	41	9.5
47)	Carson, Sea. (RB)	968	178	5.4	681	141	4.8	287	37	7.8
48)	Beasley, Buf. (WR)	967	82	11.8	0	0	---	967	82	11.8
49)	Singletary, Buf. (RB)	956	194	4.9	687	156	4.4	269	38	7.1
50)	McKissic, Was. (RB)	954	165	5.8	365	85	4.3	589	80	7.4

**WEEK 17 / THROUGH SUNDAY, JANUARY 3, 2021****NFL / LEADERS IN FIRST DOWNS**

Rank	Player, Team	Rush	Rec	Tot
1)	Cook, Min. (RB)	91	17	108
<b>2)</b>	<b>Henry, Ten. (RB)</b>	<b>98</b>	<b>4</b>	<b>102</b>
3)	Kamara, N.O. (RB)	58	35	93
4)	Montgomery, Chi. (RB)	59	25	84
5)	Elliott, Dal. (RB)	62	20	82
6)	*Taylor, Ind. (RB)	69	12	81
7)	Kelce, K.C. (TE)	0	79	79
8)	Hopkins, Ariz (WR)	0	75	75
9t)	D. Adams, G.B. (WR)	0	73	73
9t)	Diggs, Buf. (WR)	0	73	73
11)	Jacobs, L.V. (RB)	61	9	70
12t)	*J. Robinson, Jac. (RB)	54	15	69
12t)	Waller, L.V. (TE)	0	69	69
14)	Robinson, Chi. (WR)	0	68	68
15)	Jones, G.B. (RB)	52	15	67
16)	Ridley, Atl. (WR)	1	65	66
17)	Drake, Ariz (RB)	59	5	64
18t)	Hunt, Cle. (RB)	44	19	63
18t)	Metcalfe, Sea. (WR)	0	63	63
20)	T. Hill, K.C. (WR)	5	57	62
21t)	Allen, LA-C (WR)	0	61	61
21t)	Chubb, Cle. (RB)	55	6	61
23)	*Jefferson, Min. (WR)	0	58	58
24t)	Carson, Sea. (RB)	43	14	57
24t)	Lockett, Sea. (WR)	0	57	57
24t)	McKissic, Was. (RB)	25	32	57
24t)	Newton, N.E. (QB)	55	2	57
28)	Jackson, Bal. (QB)	56	0	56
<b>29t)</b>	<b>A. Brown, Ten. (WR)</b>	<b>0</b>	<b>55</b>	<b>55</b>
29t)	Cooper, Dal. (WR)	1	54	55
29t)	Davis, Car. (RB)	38	17	55
29t)	M. Evans, T.B. (WR)	0	55	55
29t)	Woods, LA-R (WR)	9	46	55
34t)	Da. Johnson, Hou. (RB)	38	16	54
34t)	Moore, Car. (WR)	1	53	54
36t)	Beasley, Buf. (WR)	0	53	53
36t)	Gordon, Den. (RB)	46	7	53
36t)	*Higgins, Cin. (WR)	1	52	53
36t)	McLaurin, Was. (WR)	2	51	53
40t)	Conner, Pit. (RB)	42	10	52
40t)	Cooks, Hou. (WR)	0	52	52
40t)	Gurley, Atl. (RB)	45	7	52
40t)	M. Jones, Det. (WR)	0	52	52
40t)	K. Murray, Ariz (QB)	52	0	52
40t)	Thielen, Min. (WR)	0	52	52
46t)	*Edwards-Helaine, K.C. (RB)	39	12	51
46t)	Gage, Atl. (WR)	1	50	51
48t)	Anderson, Car. (WR)	1	49	50
48t)	Jones, T.B. (RB)	48	2	50
48t)	*Lamb, Dal. (WR)	4	46	50

**WEEK 17 / THROUGH SUNDAY, JANUARY 3, 2021**

**NFL / LEADING PUNTERS**

Rank	Player, Team	No	Yards	Lg	Avg	TB	Blk	Dwn	OB	Ret	In	Net	
1)	Bojorquez, Buf.	41	2082	72	50.8	7	0	4	8	16	138	18	44.0
2)	M. Dickson, Sea.	61	3028	67	49.6	6	0	8	6	28	199	32	44.4
3)	Fox, Det.	59	2897	67	49.1	7	0	11	4	21	116	26	44.8
4)	Bailey, N.E.	55	2678	71	48.7	5	0	15	5	12	71	31	45.6
5)	Way, Was.	73	3504	65	48.0	3	0	9	0	36	209	23	44.3
6)	Cooke, Jac.	56	2669	67	47.7	5	0	13	6	21	148	19	43.2
7)	Huber, Cin.	71	3350	72	47.2	7	0	15	4	29	170	19	42.8
8)	Wishnowsky, S.F.	66	3093	60	46.9	6	1	5	4	23	183	25	41.6
9)	Long, LA-C	57	2669	63	46.8	3	3	4	5	37	564	12	34.1
10)	Martin, Den.	65	3040	69	46.8	4	1	4	16	28	226	19	41.4
11)	Johnston, Phi.	71	3318	66	46.7	6	1	5	6	41	274	26	40.6
12)	Anger, Hou.	54	2505	67	46.4	6	0	4	4	19	128	19	41.8
13)	*Charlton, Car.	45	2082	67	46.3	3	0	6	2	18	184	21	40.8
14)	Sanchez, Ind.	42	1940	60	46.2	4	1	6	3	19	141	18	40.0
15)	Berry, Pit.	57	2609	62	45.8	3	0	4	7	21	242	23	40.5
16)	O'Donnell, Chi.	64	2924	64	45.7	5	0	10	2	25	294	28	39.5
17)	Hekker, LA-R	68	3099	63	45.6	5	1	9	11	23	297	28	39.2
18)	J. Scott, G.B.	46	2092	62	45.5	3	1	7	9	17	291	15	37.0
19)	Pinion, T.B.	55	2486	62	45.2	2	0	6	9	23	236	19	40.2
20)	Colquitt, Min.	54	2435	59	45.1	3	2	6	1	33	321	11	36.7
21)	*T. Townsend, K.C.	52	2339	67	45.0	6	0	5	8	15	119	20	40.4
22)	Lee, Ariz	58	2600	61	44.8	5	0	9	2	22	201	21	39.6
23)	Dixon, NY-G	65	2911	71	44.8	6	1	14	2	25	232	28	38.8
24)	Haack, Mia.	68	3040	63	44.7	2	0	15	5	24	297	26	39.8
25)	Koch, Bal.	51	2268	59	44.5	1	0	5	8	17	82	22	42.5
26)	Cole, L.V.	44	1939	63	44.1	2	0	6	6	14	133	20	40.1
27)	Gillan, Cle.	51	2244	59	44.0	3	0	4	4	25	229	14	38.3
28)	*Mann, NY-J	82	3598	60	43.9	5	0	10	9	38	446	19	37.2
29)	Morstead, N.O.	62	2674	58	43.1	2	0	5	6	20	46	23	41.7
30)	*Hofrichter, Atl.	56	2381	57	42.5	2	0	5	4	26	142	17	39.3

**NFL / LEADING PUNTERS, NET AVERAGE**

Rank	Player, Team	No	Yards	Lg	Avg	TB	Blk	Dwn	OB	Ret	In	Net	
1)	Bailey, N.E.	55	2678	71	48.7	5	0	15	5	12	71	31	45.6
2)	Fox, Det.	59	2897	67	49.1	7	0	11	4	21	116	26	44.8
3)	M. Dickson, Sea.	61	3028	67	49.6	6	0	8	6	28	199	32	44.4
4)	Way, Was.	73	3504	65	48.0	3	0	9	0	36	209	23	44.3
5)	Bojorquez, Buf.	41	2082	72	50.8	7	0	4	8	16	138	18	44.0
6)	Cooke, Jac.	56	2669	67	47.7	5	0	13	6	21	148	19	43.2
7)	Huber, Cin.	71	3350	72	47.2	7	0	15	4	29	170	19	42.8
8)	Koch, Bal.	51	2268	59	44.5	1	0	5	8	17	82	22	42.5
9)	Anger, Hou.	54	2505	67	46.4	6	0	4	4	19	128	19	41.8
10)	Morstead, N.O.	62	2674	58	43.1	2	0	5	6	20	46	23	41.7
11)	Wishnowsky, S.F.	66	3093	60	46.9	6	1	5	4	23	183	25	41.6
12)	Martin, Den.	65	3040	69	46.8	4	1	4	16	28	226	19	41.4
13)	*Charlton, Car.	45	2082	67	46.3	3	0	6	2	18	184	21	40.8
14)	Johnston, Phi.	71	3318	66	46.7	6	1	5	6	41	274	26	40.6
15)	Berry, Pit.	57	2609	62	45.8	3	0	4	7	21	242	23	40.5
16)	*T. Townsend, K.C.	52	2339	67	45.0	6	0	5	8	15	119	20	40.4
17)	Pinion, T.B.	55	2486	62	45.2	2	0	6	9	23	236	19	40.2
18)	Cole, L.V.	44	1939	63	44.1	2	0	6	6	14	133	20	40.1
19)	Sanchez, Ind.	42	1940	60	46.2	4	1	6	3	19	141	18	40.0
20)	Haack, Mia.	68	3040	63	44.7	2	0	15	5	24	297	26	39.8
21)	Lee, Ariz	58	2600	61	44.8	5	0	9	2	22	201	21	39.6
22)	O'Donnell, Chi.	64	2924	64	45.7	5	0	10	2	25	294	28	39.5
23)	*Hofrichter, Atl.	56	2381	57	42.5	2	0	5	4	26	142	17	39.3
24)	Hekker, LA-R	68	3099	63	45.6	5	1	9	11	23	297	28	39.2
25)	Dixon, NY-G	65	2911	71	44.8	6	1	14	2	25	232	28	38.8
26)	Gillan, Cle.	51	2244	59	44.0	3	0	4	4	25	229	14	38.3
27)	*Mann, NY-J	82	3598	60	43.9	5	0	10	9	38	446	19	37.2
28)	J. Scott, G.B.	46	2092	62	45.5	3	1	7	9	17	291	15	37.0
29)	Colquitt, Min.	54	2435	59	45.1	3	2	6	1	33	321	11	36.7
30)	Long, LA-C	57	2669	63	46.8	3	3	4	5	37	564	12	34.1

**WEEK 17 / THROUGH SUNDAY, JANUARY 3, 2021**

**NFL / PUNT RETURN LEADERS**

Rank	Player, Team	Ret	FC	Yards	Avg	Long	TD
1)	Olszewski, N.E.	20	11	346	17.3	70t	1
2)	Renfrow, L.V.	23	10	265	11.5	32	0
3)	Grant, Mia.	29	8	330	11.4	88t	1
4)	McCloud, Pit.	29	19	298	10.3	57	0
5)	Erickson, Cin.	23	20	232	10.1	29	0
6)	Hines, Ind.	30	14	300	10.0	26	0
7)	Roberts, Buf.	29	12	286	9.9	38	0
<b>8)</b>	<b>Raymond, Ten.</b>	<b>23</b>	<b>11</b>	<b>208</b>	<b>9.0</b>	<b>40</b>	<b>0</b>
9)	*Proche, Bal.	23	16	198	8.6	20	0
10)	Webster, LA-R	25	17	185	7.4	34	0
11)	*Lamb, Dal.	24	9	172	7.2	27	0
12)	Hardman, K.C.	25	13	176	7.0	67t	1
13)	S. Sims, Was.	24	19	160	6.7	22	0
14)	Ward, Phi.	21	22	134	6.4	22	0
15)	Kirk, Ariz	22	10	132	6.0	24	0
16)	Cooper, Car.	20	18	117	5.9	20	0

**NFL / KICKOFF RETURN LEADERS**

Rank	Player, Team	Ret	Yards	Avg	Long	TD
1)	Roberts, Buf.	32	961	30.0	60	0
2)	Patterson, Chi.	35	1017	29.1	104t	1
3)	*Rodgers, Ind.	24	692	28.8	101t	1
4)	Agnew, Det.	28	783	28.0	71	0
5)	*Duvernay, Bal.	21	578	27.5	93t	1
6)	B. Wilson, Cin.	24	629	26.2	103t	1
7)	Ballentine, NY-G-NY-J	21	505	24.0	66	0
8)	Pollard, Dal.	32	766	23.9	67	0
9)	McCloud, Pit.	28	646	23.1	49	0
10)	D. Lewis, NY-G	24	538	22.4	48	0
11)	D. Johnson, Was.	26	573	22.0	46	0
12)	Scott, Phi.	28	590	21.1	46	0
13)	*Reed, LA-C	21	435	20.7	46	0

**WEEK 17 / THROUGH SUNDAY, JANUARY 3, 2021**

**NFL / LEADERS IN INTERCEPTIONS**

Rank	Player, Team	Int	Yards	Avg	Long	TD
1)	X. Howard, Mia.	10	77	7.7	29	0
2)	J. Jackson, N.E.	9	80	8.9	30	0
3)	Mathieu, K.C.	6	70	11.7	25t	1
4t)	Simmons, Den.	5	90	18.0	46	0
4t)	Diggs, Sea.	5	57	11.4	32	0
4t)	H. Smith, Min.	5	33	6.6	16	0
<b>7t)</b>	<b>Butler, Ten.</b>	<b>4</b>	<b>111</b>	<b>27.8</b>	<b>68</b>	<b>0</b>
7t)	Fitzpatrick, Pit.	4	77	19.3	37	1
7t)	K. Moore, Ind.	4	45	11.3	29t	1
7t)	C. Davis, T.B.	4	42	10.5	34	0
7t)	D. Williams, LA-R	4	21	5.3	19	0
7t)	Peters, Bal.	4	17	4.3	12	0
7t)	Savage, G.B.	4	13	3.3	9	0
<b>7t)</b>	<b>Hooker, Ten.</b>	<b>4</b>	<b>11</b>	<b>2.8</b>	<b>6</b>	<b>0</b>
7t)	Fuller, Was.	4	0	0.0	0	0
16t)	Hill, LA-R	3	119	39.7	84t	2
16t)	Jackson, Car.	3	110	36.7	66	0
16t)	Heath, L.V.	3	89	29.7	47	0
16t)	*Curl, Was.	3	88	29.3	76t	1
16t)	M. Davis, LA-C	3	86	28.7	78t	1
16t)	Sorensen, K.C.	3	67	22.3	50t	1
16t)	Desir, NY-J-Bal.	3	58	19.3	35t	1
16t)	M. Jenkins, N.O.	3	58	19.3	48	0
16t)	Bowser, Bal.	3	53	17.7	25	0
16t)	J. Jenkins, N.O.	3	53	17.7	36t	1
16t)	*Fuller, LA-R	3	45	15.0	37	0
16t)	Schobert, Jac.	3	45	15.0	43t	1
16t)	*Diggs, Dal.	3	43	14.3	33	0
16t)	*Sneed, K.C.	3	42	14.0	39	0
16t)	M. Williams, N.O.	3	37	12.3	20	0
16t)	White, Buf.	3	28	9.3	28	0
16t)	Wreh-Wilson, Atl.	3	26	8.7	23	0
16t)	Wilson, Min.	3	23	7.7	16	0
16t)	Shaqui. Griffin, Sea.	3	20	6.7	16	0
16t)	Bradberry, NY-G	3	19	6.3	19	0
16t)	Kirkpatrick, Ariz	3	13	4.3	13	0
16t)	Bates, Cin.	3	12	4.0	12	0
16t)	P. Peterson, Ariz	3	7	2.3	7	0
16t)	Hilton, Pit.	3	5	1.7	8	0
16t)	Kendricks, Min.	3	0	0.0	0	0

**WEEK 17 / THROUGH SUNDAY, JANUARY 3, 2021****NFL / LEADERS IN SACKS**

Rank	Player, Team	Sacks
1)	T. Watt, Pit. (LB)	15.0
2t)	Donald, LA-R (DE)	13.5
2t)	Hendrickson, N.O. (DE)	13.5
4t)	Reddick, Ariz (LB)	12.5
4t)	Z. Smith, G.B. (LB)	12.5
6)	Garrett, Cle. (DE)	12.0
7)	L. Williams, NY-G (DE)	11.5
8)	Tuitt, Pit. (DE)	11.0
9)	Floyd, LA-R (LB)	10.5
10)	R. Okwara, Det. (DE)	10.0
11t)	J. Adams, Sea. (DE)	9.5
11t)	Buckner, Ind. (DT)	9.5
11t)	Pierre-Paul, T.B. (LB)	9.5
14t)	Burns, Car. (DE)	9.0
14t)	K. Mack, Chi. (LB)	9.0
14t)	Ogbah, Mia. (DE)	9.0
14t)	Sweat, Was. (DE)	9.0
14t)	Vernon, Cle. (DE)	9.0
14t)	White, T.B. (LB)	9.0
20)	Hyder, S.F. (DE)	8.5
21t)	Barrett, T.B. (LB)	8.0
21t)	Dupree, Pit. (LB)	8.0
21t)	Graham, Phi. (DE)	8.0
21t)	Houston, Ind. (DE)	8.0
21t)	Ngakoué, Min.-Bal. (DE)	8.0
21t)	Reed, Den. (LB)	8.0
27t)	Autry, Ind. (DE)	7.5
27t)	Bosa, LA-C (DE)	7.5
27t)	Chubb, Den. (LB)	7.5
27t)	Jones, K.C. (DT)	7.5
27t)	Jordan, N.O. (DE)	7.5
27t)	*Young, Was. (DE)	7.5
33t)	Baker, Mia. (LB)	7.0
33t)	Crosby, L.V. (DE)	7.0
33t)	Gardeck, Ariz (LB)	7.0
33t)	Williams, NY-J (DE)	7.0
37t)	Cox, Phi. (DT)	6.5
37t)	D. Jones, Den. (DE)	6.5
37t)	Lawrence, Dal. (DE)	6.5
37t)	Onyemata, N.O. (DT)	6.5
37t)	J. Reed, Sea. (DT)	6.5
42t)	F. Clark, K.C. (DE)	6.0
42t)	Dunlap, Cin.-Sea. (DE)	6.0
42t)	Fox, LA-R (DE)	6.0
42t)	Griffen, Dal.-Det. (DE)	6.0
42t)	Judon, Bal. (LB)	6.0
42t)	Mayowa, Sea. (DE)	6.0
42t)	Suh, T.B. (DE)	6.0
42t)	Sweat, Phi. (DE)	6.0
42t)	Van Noy, Mia. (LB)	6.0

WEEK 17 / THROUGH SUNDAY, JANUARY 3, 2021

NFL / FUMBLE RECOVERIES

Rank	Player, Team	TotRec	OffRec	DefRec
1t)	Hunt, Cle.	5	5	0
1t)	Lock, Den.	5	5	0
3t)	*Burrow, Cin.	4	4	0
3t)	Jackson, Bal.	4	4	0
3t)	Wentz, Phi.	4	4	0
6t)	Brady, T.B.	3	3	0
6t)	Clark, Bal.	3	1	2
6t)	*Herbert, LA-C	3	3	0
6t)	T. Hill, N.O.	3	3	0
6t)	*Hurts, Phi.	3	3	0
6t)	J. Jackson, N.E.	3	1	2
6t)	Jones, NY-G	3	3	0
6t)	Kamara, N.O.	3	3	0
6t)	Landry, Cle.	3	3	0
6t)	Newton, N.E.	3	3	0
6t)	Sherfield, Ariz	3	1	2
<b>6t)</b>	<b>Simmons, Ten.</b>	<b>3</b>	<b>0</b>	<b>3</b>
6t)	S. Sims, Was.	3	3	0
<b>6t)</b>	<b>Tannehill, Ten.</b>	<b>3</b>	<b>3</b>	<b>0</b>
6t)	Trubisky, Chi.	3	3	0
6t)	Tuioti-Mariner, Atl.	3	1	2
6t)	*Young, Was.	3	0	3

WEEK 17 / THROUGH SUNDAY, JANUARY 3, 2021

**NFL / OFFENSIVE FUMBLE RECOVERIES**

Rank	Player, Team	Ret	Yards	Avg	Long	TD
1t)	Lock, Den.	5	0	0.0	0	0
1t)	Hunt, Cle.	5	-2	-0.4	0	0
3t)	*Burrow, Cin.	4	0	0.0	0	0
3t)	Jackson, Bal.	4	0	0.0	0	0
3t)	Wentz, Phi.	4	0	0.0	0	0
6t)	Landry, Cle.	3	6	2.0	6	0
6t)	Brady, T.B.	3	0	0.0	0	0
6t)	*Herbert, LA-C	3	0	0.0	0	0
6t)	T. Hill, N.O.	3	0	0.0	0	0
6t)	*Hurts, Phi.	3	0	0.0	0	0
6t)	Jones, NY-G	3	0	0.0	0	0
6t)	Kamara, N.O.	3	0	0.0	0	0
6t)	Newton, N.E.	3	0	0.0	0	0
6t)	S. Sims, Was.	3	0	0.0	0	0
<b>6t)</b>	<b>Tannehill, Ten.</b>	<b>3</b>	<b>0</b>	<b>0.0</b>	<b>0</b>	<b>0</b>
6t)	Trubisky, Chi.	3	0	0.0	0	0

**NFL / DEFENSIVE FUMBLE RECOVERIES**

Rank	Player, Team	Ret	Yards	Avg	Long	TD
1t)	*Young, Was.	3	57	19.0	47t	1
<b>1t)</b>	<b>Simmons, Ten.</b>	<b>3</b>	<b>0</b>	<b>0.0</b>	<b>0</b>	<b>0</b>
3t)	A. Smith, Dal.	2	78	39.0	78t	1
3t)	Clark, Bal.	2	66	33.0	65t	1
3t)	Bell, Cin.	2	65	32.5	37	0
3t)	Obada, Car.	2	54	27.0	54	0
3t)	*Queen, Bal.	2	53	26.5	53t	1
3t)	McLeod, Phi.	2	50	25.0	53t	1
3t)	*Chinn, Car.	2	45	22.5	28t	2
3t)	Vigil, LA-C	2	44	22.0	44	0
3t)	Van Noy, Mia.	2	28	14.0	28	0
3t)	Fort, Bal.	2	24	12.0	22t	1
3t)	Hilton, Pit.	2	22	11.0	14	0
3t)	Hughes, Buf.	2	21	10.5	21t	1
3t)	J. Smith, Dal.	2	21	10.5	21	0
3t)	Alexander, S.F.-N.O.	2	20	10.0	20	0
3t)	Hill, LA-R	2	20	10.0	20t	1
3t)	Jack, Jac.	2	16	8.0	16	0
3t)	Norman, Buf.	2	7	3.5	7	0
3t)	Wilson, Min.	2	7	3.5	4	0
3t)	Pierre-Paul, T.B.	2	6	3.0	6	0
3t)	Leonard, Ind.	2	3	1.5	3	0
3t)	Murphy, Ariz	2	3	1.5	3	0
3t)	Jackson, Den.	2	2	1.0	2	0
3t)	Haynes, Car.	2	1	0.5	1	0
3t)	Levine, Bal.	2	1	0.5	1	0
3t)	Singleton, Phi.	2	1	0.5	1	0
3t)	Tuioti-Mariner, Atl.	2	1	0.5	1	0
3t)	Armstrong, Dal.	2	0	0.0	0	0
3t)	Boston, Car.	2	0	0.0	0	0
3t)	*Callaway, N.O.	2	0	0.0	0	0
3t)	David, T.B.	2	0	0.0	0	0
3t)	Floyd, LA-R	2	0	0.0	0	0
3t)	Franklin-Myers, NY-J	2	0	0.0	0	0
3t)	Garrett, Cle.	2	0	0.0	0	0
3t)	M. Harris, S.F.	2	0	0.0	0	0
3t)	*Hartsfield, Car.	2	0	0.0	0	0
3t)	Houston, Ind.	2	0	0.0	0	0
3t)	J. Jackson, N.E.	2	0	0.0	0	0
3t)	Joseph, Cle.	2	0	0.0	0	0
3t)	K. Mack, Chi.	2	0	0.0	0	0
3t)	Niemann, K.C.	2	0	0.0	0	0
3t)	Ryan, NY-G	2	0	0.0	0	0
3t)	Sherfield, Ariz	2	0	0.0	0	0
3t)	Z. Smith, G.B.	2	0	0.0	0	0
3t)	Warner, S.F.	2	0	0.0	0	0
3t)	P. Williams, N.O.	2	0	0.0	0	0
3t)	V. Williams, Pit.	2	0	0.0	0	0
3t)	D. Wilson, Dal.	2	0	0.0	0	0
3t)	Wright, Sea.	2	0	0.0	0	0
3t)	White, Buf.	2	-1	-0.5	0	0
3t)	Peters, Bal.	2	-3	-1.5	0	0



**WEEK 17 / THROUGH SUNDAY, JANUARY 3, 2021**

**Team/Offense Rank (Within League)**

	BAL	BUF	CIN	CLE	DEN	HOU	IND	JAX	KC	LV	LAC	MIA	NE	NYJ	PIT	TEN		ARI	ATL	CAR	CHI	DAL	DET	GB	LAR	MIN	NO	NYG	PHI	SF	SEA	TB	WAS
19	2t	29	16	23	13	10	28	1	8	9	22	27	32	24t	2t	<b>TYds/G</b>	6	18	21	26	14	20	5	11	4	12	31	24t	15	17	7	30	
10	6	30	11	25	1	9	24	2	8	20	23	21	32	26	4	<b>TYds/P</b>	14	19	17	27	22	16	3	18	5	13	29	28	15	12	7	31	
1	20	24	3	13	31	11	28t	16	14	18	22	4	23	32	2	<b>RYds/G</b>	7	27	21	25	17	30	8	10	5	6	19	9	15	12	28t	26	
1	20	27	5	15	18	14	11	12	19	30	29	8	24	32	2	<b>RshAvg</b>	9	31	22	21	23	26	7	17	4	10	13	3	16	6	25	28	
32	3	27	24	26	4	11	21	1	7	6	20	30	31	15	23	<b>PsYd/G</b>	17	5	18	22	8	10	9	13	14	19	29	28	12	16	2	25	
21	4	28	11	25	1	9	27	3	5	15	20	23	31	24	7	<b>PasAvg</b>	18	17	12	26	22	14	2	16	6	10	29	32	13	19	8	30	
26	11	12	7	32	3	14	23	2	10	6	20	30	27	8	4	<b>%HdInt</b>	18	9	28	24	15	17	1	21	22	5	16	31	29	19	13	25	
24	7	25	11	14	30	3	21	4	9	12	16	27	29	1	10	<b>Sac/PP</b>	8	17	18	15	20	22	5	6	23	13	31	32	19	28	2	26	
24	1t	28	15	30	25	10t	29	1t	12	6	19	23	32	26t	4t	<b>1D/Gm</b>	4t	9	21t	21t	7	17t	13	16	3	8	31	20	17t	14	10t	26t	
4	1	30	7	26	13	22	18	3	6	9	27	17	32	14	5	<b>3D Eff</b>	21	10	25	31	19	15	2	12	16	8	29	28	24	20	11	23	
8	1t	4	30	32	18t	11	31	18t	3	25	1t	22	29	23	9	<b>4D Eff</b>	6	14	20	12	21	24	10	26	17	5	7	27	28	15t	15t	13	
16	4	10	31	2	21	11	7	26	5	28	8	1	19	12	14	<b>PR Avg</b>	29	17	25	22	13	3	30	23	32	9	6	18	15	20	24	27	
2	1	9	14	23	27	5	24	4	30	15	32	11	28	12	26	<b>KR Avg</b>	18	25	7	10	3	8	31	22	17	6	16	20	29	13	19	21	
23	1	6	28	10	11	14	7	19	27	25	22	4	29	17	16	<b>GPntAv</b>	21	32	8	13	18	3	24	20	30	31	26	12	9	2	15	5	
8	5	6	28	12	11	23	7	16	18	32	20	1	29	22	19	<b>NPntAv</b>	21	25	14	24	13	2	30	26	31	9	27	15	10	3	17	4	
7	2	29	14	28	18t	9	30	6	10	18t	15	27	32	12	4	<b>Pts/Gm</b>	13	16	24	22t	17	20	1	22t	11	5	31	26	21	8	3	25	
12	17	22t	24	20t	13	14	30	9	6	29	10	8	26t	4	31	<b>FG%</b>	25	5	19	7	16	26t	1t	20t	32	18	3	28	15	1t	11	22t	

**Opponent/Defense Rank (Within League)**

	BAL	BUF	CIN	CLE	DEN	HOU	IND	JAX	KC	LV	LAC	MIA	NE	NYJ	PIT	TEN		ARI	ATL	CAR	CHI	DAL	DET	GB	LAR	MIN	NO	NYG	PHI	SF	SEA	TB	WAS
7	14	26	17	21	30	8	31	16	25	10	20	15	24	3	28	<b>TYds/G</b>	13	29	18	11	23	32	9	1	27	4	12	19	5	22	6	2	
7	15	28	17	20	30	10	31	18	26	16	24	22	21	3	25	<b>TYds/P</b>	8	29	19	11	23	32	14	1	27	4	9	13	5	12	6	2	
8	17	29	9	25	32	2	30	21	24	18	16	26	12	11	19	<b>RYds/G</b>	22	6	20	15	31	28	13t	3	27	4	10	23	7	5	1	13t	
22	26	31	12	29	32	2	27	17	24	16	18	20	7	13	19	<b>RshAvg</b>	25	14	28	9	30	15	21	3	23	4	8	10	6	5	1	11	
6	13	19	22	16t	24	20	27	14	26	9	23	8	28	3	29	<b>PsYd/G</b>	10	32	18	12	11	30	7	1	25	5	16t	15	4	31	21	2	
4	9	25	16	13	28	19	31	18	27	14	24	23	26	3	22	<b>PasAvg</b>	6	29	12	17	21	32	10	1	30	5	11	20	7	15	8	2	
27	9	18	23	25	32	8	13	6	26	15	3	1	28	2	12	<b>%HdInt</b>	20	21	31	24	19	30	17	10	7	4	22	29	14	16	11	5	
15	14	31	16	10	18	11	30	20	29	23	9	25	22	1	32	<b>Sac/PP</b>	5	26	24	17	19	27	8	2	28	6	12	3	21	13	7	4	
16	17	15	18	11	29	8	31	19t	27t	7	12	13	27t	2	30	<b>1D/Gm</b>	23	25	22	9	21	32	10	1	24	6	19t	14	4	26	5	3	
2	13	20	23	15	29	19	21	17	30	22	1	16	24	5	32	<b>3D Eff</b>	12	18	31	8	26	28	10t	3	10t	9	25	7	4	27	14	6	
9	18	24	31	12	13	5t	27t	25t	32	27t	10	16	4	1	17	<b>4D Eff</b>	27t	7t	21	20	11	22t	19	5t	30	14	22t	3	25t	7t	15	2	
4	17	6	20	15	9	12	11	13	22	31	29	7	27	24	16	<b>PR Avg</b>	19	2	25	28	18	3	32	30	23	1	21	8	14	10	26	5	
10	3	19	28	31	8	12	4	22	20	29	1	11	24t	15	17	<b>KR Avg</b>	5	21	7	6	9	13	23	30	24t	2	16	18	26	14	32	27	
26	20	28	4	11	10	6	3	24	15	29	21	19	2	16	30	<b>GPntAv</b>	7	17	5	13	14	1	8	31	18	25	27	22	32	12	9	23	
16	10	21	12	9	14	7	1	29	5	27	6	3	4	20	23	<b>NPntAv</b>	13	24	19	17	8	2	26	32	28	11	15	25	31	18	22	30	
2	16	22	21	25	27	10t	31	10t	30	23	6	7	26	3	24	<b>Pts/Gm</b>	12	19	18	14	28	32	13	1	29	5	9	20	17	15	8	4	
1	30	21	19	31	6	10	4	2	9	22	3	8	11t	14t	29	<b>FG%</b>	14t	20	32	11t	23t	5	23t	17t	28	17t	23t	16	27	11t	7	23t	

**BALTIMORE RAVENS / WEEK 17 / THROUGH SUNDAY, JANUARY 3, 2021**

WON 11, LOST 5						* RUSHING	No.	Yds	Avg	Long	TD			
09/13 W 38- 6	Cleveland					Jackson	159	1005	6.3	50t	7			
09/20 W 33-16	at Houston					Dobbins	134	805	6.0	72t	9			
09/28 L 20-34	Kansas City					Edwards	144	723	5.0	36	6			
10/04 W 31-17	at Washington					Ingram	72	299	4.2	30t	2			
10/11 W 27- 3	Cincinnati					Duvernay	4	70	17.5	42	0			
10/18 W 30-28	at Philadelphia					Griffin III	12	69	5.8	39	0			
11/01 L 24-28	Pittsburgh	4,345				Hill	12	60	5.0	19	0			
11/08 W 24-10	at Indianapolis		12,200			Huntley	10	23	2.3	19	0			
11/15 L 17-23	at New England					McSorley	5	17	3.4	9	0			
11/22 L 24-30	OT Tennessee					M. Brown	1	1	1.0	1	0			
12/02 L 14-19	at Pittsburgh					Skura	1	0	0.0	0	0			
12/08 W 34-17	Dallas					Ricard	1	-1	-1.0	-1	0			
12/14 W 47-42	at Cleveland	11,974				TEAM	555	3071	5.5	72t	24			
12/20 W 40-14	Jacksonville					OPPONENTS	382	1740	4.6	74	12			
12/27 W 27-13	N.Y. Giants					* RECEIVING	No.	Yds	Avg	Long	TD			
01/03 W 38- 3	at Cincinnati		10,499			M. Brown	58	769	13.3	70t	8			
	Balt.	Opp.				Andrews	58	701	12.1	39	7			
TOTAL FIRST DOWNS	327	347				Snead	33	432	13.1	34	3			
Rushing	166	96				Duvernay	20	201	10.1	39	0			
Passing	142	213				Boykin	19	266	14.0	43t	4			
Penalty	19	38				Dobbins	18	120	6.7	19	0			
3rd Down: Made/Att	101/207	65/191				Boyle	14	113	8.1	21	2			
3rd Down Pct.	48.8	34.0				Edwards	9	129	14.3	34	0			
4th Down: Made/Att	12/19	16/35				Ricard	9	45	5.0	11	1			
4th Down Pct.	63.2	45.7				Ingram	6	50	8.3	18	0			
POSSESSION AVG.	31:21	28:39				Bryant	6	47	7.8	16	2			
TOTAL NET YARDS	5810	5276				Hill	5	20	4.0	8	0			
Avg. Per Game	363.1	329.8				Proche	1	14	14.0	14	0			
Total Plays	993	1017				Willson	1	12	12.0	12	0			
Avg. Per Play	5.9	5.2				TEAM	257	2919	11.4	70t	27			
NET YARDS RUSHING	3071	1740				OPPONENTS	380	3808	10.0	50	22			
Avg. Per Game	191.9	108.8				* INTERCEPTIONS	No.	Yds	Avg	Long	TD			
Total Rushes	555	382				Peters	4	17	4.3	12	0			
NET YARDS PASSING	2739	3536				Desir	3	58	19.3	35t	1			
Avg. Per Game	171.2	221.0				Bowser	3	53	17.7	25	0			
Sacked/Yards Lost	32/180	39/272				Humphrey	1	8	8.0	8	0			
Gross Yards	2919	3808				Clark	1	0	0.0	0	0			
Att./Completions	406/257	596/380				Queen	1	0	0.0	0	0			
Completion Pct.	63.3	63.8				TEAM	10	78	7.8	25	0			
Had Intercepted	11	10				OPPONENTS	11	58	5.3	33t	2			
PUNTS/AVERAGE	53/44.7	61/46.5				* PUNTING	No.	Yds	Avg	Net	TB	In	Lg	B
NET PUNTING AVG.	53/42.3	61/40.6				Koch	51	2268	44.5	42.5	1	22	59	0
PENALTIES/YARDS	104/961	77/646				Townsend	2	100	50.0	37.0	0	0	55	0
FUMBLES/BALL LOST	25/7	33/12				Townsend	2	100	50.0	37.0	0	0	55	0
TOUCHDOWNS	55	37				TEAM	53	2368	44.7	42.3	1	22	59	0
Rushing	24	12				OPPONENTS	61	2838	46.5	40.6	6	14	72	0
Passing	27	22				* PUNT RETURNS	Ret	FC	Yds	Avg	Long	TD		
Returns	4	3				Proche	23	16	198	8.6	20	0		
* SCORE BY PERIODS	Q1	Q2	Q3	Q4	OT	PTS	Duvernay	4	2	46	11.5	19	0	
TEAM	118	147	99	104	0	468	TEAM	27	18	244	9.0	20	0	
OPPONENTS	49	86	49	113	6	303	OPPONENTS	19	20	108	5.7	28	0	
* SCORING	TD-Ru	Pa-Rt	K-PAT	FG	S	PTS	* KICKOFF RETURNS	No.	Yds	Avg	Long	TD		
Tucker	0	0	0	0	52/53	26/29	0	130	Duvernay	21	578	27.5	93t	1
Dobbins	9	9	0	0	0	0	58	M. Brown	1	30	30.0	30	0	
M. Brown	8	0	8	0	0	0	48	Snead	1	5	5.0	5	0	
Andrews	7	0	7	0	0	0	42	TEAM	23	613	26.7	93t	1	
Jackson	7	7	0	0	0	0	42	OPPONENTS	30	634	21.1	66	0	
Edwards	6	6	0	0	0	0	36	* FIELD GOALS	1-19	20-29	30-39	40-49	50+	
Boykin	4	0	4	0	0	0	24	Tucker	0/ 0	8/ 8	6/ 7	9/ 9	3/ 5	
Snead	3	0	3	0	0	0	18	TEAM	0/ 0	8/ 8	6/ 7	9/ 9	3/ 5	
Boyle	2	0	2	0	0	0	12	OPPONENTS	0/ 0	4/ 4	5/ 6	7/10	0/ 4	
Bryant	2	0	2	0	0	0	12	Tucker: (41G) (32G,39G,47G,20G) (26G,42G) (46G)						
Ingram	2	2	0	0	0	0	12	(46G,61N,39G) (46G,55G,46G) (51G) (48G) (24G) (30G,						
Clark	1	0	0	1	0	6	27G,29G) () (36N,35G,22G) (55G) (46G,57N) (20G,28G)							
Desir	1	0	0	1	0	6	(34G)							
Duvernay	1	0	0	1	0	6	OPP: (41N) (44G,35G,45G) (42N) (54N,43G) (38G) (52N)							
Fort	1	0	0	1	0	6	() (43G) (20G) (40G,40G,22G) (25G,27G) (31G,40N,53N,							
Queen	1	0	0	1	0	6	52N) (39N) () (31G,42G) (38G)							
Ricard	1	0	1	0	0	6								
Humphrey	0	0	0	0	0	1	2							
Judon	0	0	0	0	0	1	2							
TEAM	55	24	27	4	52/53	26/29	2	468						
OPPONENTS	37	12	22	3	25/30	16/24	0	303						
2-Pt Conv: Dobbins 2, TM 2-2, OPP 4-6														

SACKS: Ngakoue LG 8, Ngakoue TM 3, Judon 6, Campbell 4, McPhee 3, Queen 3, Ward 3, Board 2.5, Elliott 2.5, Humphrey 2.5, Bowser 2, Ferguson 2, Clark 1.5, Madubuike 1, Peters 1, J. Smith 1, Wolfe 1, TM 39, OPP 32  
 FUM/LOST: Jackson 10/4, Skura 4/0, Andrews 2/0, Dobbins 2/0, Clark 1/0, Edwards 1/1, Griffin III 1/1, Mekari 1/0, Peters 1/0, Ricard 1/1, Snead 1/0

* PASSING	Att	Cmp	Yds	Cmp%	Yds/Att	TD	TD%	Int	Int%	Long	Sack/Lost	Rating
Jackson	376	242	2757	64.4	7.33	26	6.9	9	2.4	47	29/ 160	99.3
Griffin III	14	8	42	57.1	3.00	0	0.0	2	14.3	9	3/ 20	22.6
McSorley	10	3	90	30.0	9.00	1	10.0	0	0.0	70t	0/ 0	97.9
Huntley	5	3	15	60.0	3.00	0	0.0	0	0.0	8	0/ 0	64.6
Koch	1	1	15	100.0	15.00	0	0.0	0	0.0	15	0/ 0	118.8
TEAM	406	257	2919	63.3	7.19	27	6.7	11	2.7	70t	32/ 180	95.7
OPPONENTS	596	380	3808	63.8	6.39	22	3.7	10	1.7	50	39/ 272	87.2

**BUFFALO BILLS / WEEK 17 / THROUGH SUNDAY, JANUARY 3, 2021**

WON 13, LOST 3			* RUSHING	No.	Yds	Avg	Long	TD
09/13 W 27-17	N.Y. Jets		Singletary	156	687	4.4	51t	2
09/20 W 31-28	at Miami	11,075	Moss	112	481	4.3	31	4
09/27 W 35-32	L.A. Rams		Allen	102	421	4.1	24t	8
10/04 W 30-23	at Las Vegas		Yeldon	10	70	7.0	34	0
10/13 L 16-42	at Tennessee	8,403	A. Williams	12	63	5.3	18t	2
10/19 L 17-26	Kansas City		McKenzie	10	9	0.9	14	0
10/25 W 18-10	at N.Y. Jets		Diggs	1	1	1.0	1	0
11/01 W 24-21	New England		Davis	1	0	0.0	0	0
11/08 W 44-34	Seattle		Roberts	1	-3	-3.0	-3	0
11/15 L 30-32	at Arizona	4,200	Barkley	6	-6	-1.0	-1	0
11/29 W 27-17	L.A. Chargers		TEAM	411	1723	4.2	51t	16
12/07 W 34-24	at San Francisco		OPPONENTS	414	1914	4.6	33	21
12/13 W 26-15	Pittsburgh		* RECEIVING	No.	Yds	Avg	Long	TD
12/19 W 48-19	at Denver		Diggs	127	1535	12.1	55	8
12/28 W 38-9	at New England		Beasley	82	967	11.8	35	4
01/03 W 56-26	Miami		Singletary	38	269	7.1	34	0

	Buff.	Opp.	Davis	35	599	17.1	56t	7
TOTAL FIRST DOWNS	397	351	Brown	33	458	13.9	46t	3
Rushing	119	125	McKenzie	30	282	9.4	46	5
Passing	240	199	Knox	24	288	12.0	36	3
Penalty	38	27	Moss	14	95	6.8	20	1
3rd Down: Made/Att	93/187	76/191	Kroft	12	119	9.9	38	3
3rd Down Pct.	49.7	39.8	Stills LG	11	144	13.1	24t	1
4th Down: Made/Att	8/10	11/19	L. Smith	4	35	8.8	27	2
4th Down Pct.	80.0	57.9	Roberts	4	34	8.5	16	0
POSSESSION AVG.	31:45	28:15	Gilliam	2	16	8.0	15	1
TOTAL NET YARDS	6343	5640	Kumerow TM	1	22	22.0	22t	1
Avg. Per Game	396.4	352.5	Yeldon	1	22	22.0	22t	1
Total Plays	1034	1025	A. Williams	1	20	20.0	20	0
Avg. Per Play	6.1	5.5	Neal	1	13	13.0	13	0
NET YARDS RUSHING	1723	1914	Allen	1	12	12.0	12t	1
Avg. Per Game	107.7	119.6	TEAM	410	4786	11.7	56t	40
Total Rushes	411	414	OPPONENTS	369	3946	10.7	69t	23
NET YARDS PASSING	4620	3726	* INTERCEPTIONS	No.	Yds	Avg	Long	TD
Avg. Per Game	288.8	232.9	White	3	28	9.3	28	0
Sacked/Yards Lost	27/166	38/220	Marlowe	2	39	19.5	23	0
Gross Yards	4786	3946	Poyer	2	14	7.0	14	0
Att./Completions	596/410	573/369	Wallace	2	0	0.0	0	0
Completion Pct.	68.8	64.4	T. Johnson	1	51	51.0	51t	1
Had Intercepted	11	15	Hyde	1	33	33.0	33	0
PUNTS/AVERAGE	41/50.8	63/46.0	Norman	1	16	16.0	16t	1
NET PUNTING AVG.	41/44.0	63/39.5	Jackson	1	6	6.0	6	0
PENALTIES/YARDS	102/941	86/728	Milano	1	0	0.0	0	0
FUMBLES/BALL LOST	18/11	22/11	Hughes	1	-3	-3.0	-3	0
TOUCHDOWNS	60	44	TEAM	15	184	12.3	51t	2
Rushing	16	21	OPPONENTS	11	139	12.6	68	0
Passing	40	23	* PUNTING	No.	Yds	Avg	Net	TB
Returns	4	0	Bojorquez	41	2082	50.8	44.0	7

* SCORE BY PERIODS	Q1	Q2	Q3	Q4	OT	PTS	TEAM	63	2896	46.0	39.5	2	21	64	0	
TEAM	90	175	92	144	0	501	OPPONENTS	63	2896	46.0	39.5	2	21	64	0	
OPPONENTS	49	97	101	128	0	375	* PUNT RETURNS	Ret	FC	Yds	Avg	Long	TD			
* SCORING	TD-Ru	Pa-Rt	K-PAT	FG	S	PTS	Roberts	29	12	286	9.9	38	0			
Bass	0	0	0	0	57/59	28/34	0	141	Hyde	1	0	0	0.0	0	0	
Allen	9	8	1	0	0	0	54	McKenzie	1	1	84	84.0	84t	1		
Diggs	8	0	8	0	0	0	48	TEAM	31	13	370	11.9	84t	1		
Davis	7	0	7	0	0	0	42	OPPONENTS	16	6	138	8.6	40	0		
McKenzie	6	0	5	1	0	0	36	* KICKOFF RETURNS	No.	Yds	Avg	Long	TD			
Moss	5	4	1	0	0	0	30	Roberts	32	961	30.0	60	0			
Beasley	4	0	4	0	0	0	24	McKenzie	2	32	16.0	27	0			
Brown	3	0	3	0	0	0	18	Hyde	1	3	3.0	3	0			
Knox	3	0	3	0	0	0	18	J. Johnson	1	-1	-1.0	-1	0			
Kroft	3	0	3	0	0	0	18	TEAM	36	995	27.6	60	0			
Singletary	2	2	0	0	0	0	12	OPPONENTS	30	537	17.9	35	0			
L. Smith	2	0	2	0	0	0	12	* FIELD GOALS	1-19	20-29	30-39	40-49	50+			
A. Williams	2	2	0	0	0	0	12	Bass	1/	1	9/	9	6/	9	8/	9
Gilliam	1	0	1	0	0	0	6	TEAM	1/	1	9/	9	6/	9	8/	9
Hughes	1	0	0	1	0	0	6	OPPONENTS	0/	0	5/	5	7/	7	9/	9
T. Johnson	1	0	0	1	0	0	6	Bass: (38N,34N,22G,19G) (39G) () (34G) (43G) (48G,								
Kumerow TM	1	0	1	0	0	0	6	52N) (45N,53G,48G,46G,37G,37N,29G,40G) (28G) (44G,								
Norman	1	0	0	1	0	0	6	61N,22G,31G) (54G,55G,58G) (45G,43G) (37G,28G) (34G,								
Stills LG	1	0	1	0	0	0	6	23G) (27G,27G) (22G) ()								
Yeldon	1	0	1	0	0	0	6	OPP: (31G) (52G,45G) (53N,30G) (54G,39G,25G) () (37G,								
TEAM	60	16	40	4	57/59	28/34	0	501	30G) (29G) (43G,33G) (45G,44G) (23G,42G,21G,45G)							
OPPONENTS	44	21	23	0	32/37	23/25	0	375	(27G) (45G) () (51N) (45G) (49G,32G)							

2-Pt Conv: TM 0-1, OPP 5-7  
 SACKS: Addison 5, Klein 5, Hughes 4.5, Milano 3.5, Jefferson 3, Oliver 3, Edmunds 2, Murphy 2, Poyer 2, Marlowe 1.5, White 1.5, Dodson 1, Epenesa 1, D. Johnson 1, T. Johnson 1, Zimmer 1,  
 TM 38, OPP 27  
 FUM/LOST: Allen 9/6, Roberts 3/2, Knox 2/2, Davis 1/0, Hyde 1/0, Singletary 1/1, Yeldon 1/0

* PASSING	Att	Cmp	Yds	Cmp%	Yds/Att	TD	TD%	Int	Int%	Long	Sack/Lost	Rating
Allen	572	396	4544	69.2	7.94	37	6.5	10	1.7	55	26/	159
Barkley	21	11	197	52.4	9.38	1	4.8	1	4.8	56t	1/	7
Beasley	1	1	20	100.0	20.00	1	100.0	0	0.0	20t	0/	0
J. Johnson	1	1	13	100.0	13.00	0	0.0	0	0.0	13	0/	0
McKenzie	1	1	12	100.0	12.00	1	100.0	0	0.0	12t	0/	0
TEAM	596	410	4786	68.8	8.03	40	6.7	11	1.8	56t	27/	166
OPPONENTS	573	369	3946	64.4	6.89	23	4.0	15	2.6	69t	38/	220

CINCINNATI BENGALS / WEEK 17 / THROUGH SUNDAY, JANUARY 3, 2021

WON 4, LOST 11, TIED 1				* RUSHING		No.	Yds	Avg	Long	TD				
09/13	L 13-16	L.A. Chargers			Mixon	119	428	3.6	34t	3				
09/17	L 30-35	at Cleveland	6,000		Bernard	124	416	3.4	15	3				
09/27	T 23-23 OT	at Philadelphia			Perine	63	301	4.8	46t	3				
10/04	W 33-25	Jacksonville	6,243		T. Williams	26	157	6.0	55	0				
10/11	L 3-27	at Baltimore			Burrow	37	142	3.8	23t	3				
10/18	L 27-31	at Indianapolis	12,453		Finley	11	66	6.0	23t	1				
10/25	L 34-37	Cleveland	9,732		Boyd	5	49	9.8	25	0				
11/01	W 31-20	Tennessee	9,712		S. Williams	2	46	23.0	39	0				
11/15	L 10-36	at Pittsburgh	5,909		Higgins	5	28	5.6	13	0				
11/22	L 9-20	at Washington			Bra. Allen	13	27	2.1	4	0				
11/29	L 17-19	N.Y. Giants	10,208		Erickson	5	7	1.4	7	0				
12/06	L 7-19	at Miami	12,577		Thomas	1	1	1.0	1	0				
12/13	L 7-30	Dallas	10,322		TEAM	411	1668	4.1	55	13				
12/21	W 27-17	Pittsburgh	10,249		OPPONENTS	463	2368	5.1	72t	13				
12/27	W 37-31	at Houston	12,344		* RECEIVING	No.	Yds	Avg	Long	TD				
01/03	L 3-38	Baltimore	10,499		Boyd	79	841	10.6	72t	4				
		Cin.	Opp.		Higgins	67	908	13.6	67	6				
					Green	47	523	11.1	33	2				
TOTAL FIRST DOWNS	318	343			Bernard	47	355	7.6	42	3				
Rushing	92	126			Sample	40	349	8.7	23	1				
Passing	201	192			Mixon	21	138	6.6	19	1				
Penalty	25	25			Tate	14	150	10.7	19	0				
3rd Down: Made/Att	77/213	91/210			Thomas	13	132	10.2	29	1				
3rd Down Pct.	36.2	43.3			Erickson	12	139	11.6	42	0				
4th Down: Made/Att	19/27	10/16			Perine	11	66	6.0	15	0				
4th Down Pct.	70.4	62.5			Uzomah	8	87	10.9	23t	1				
POSSESSION AVG.	30:50	29:10			Carter	5	53	10.6	24	0				
TOTAL NET YARDS	5116	6227			T. Williams	5	30	6.0	13	0				
Avg. Per Game	319.8	389.2			Ross	2	17	8.5	15	0				
Total Plays	1040	1021			Irwin	1	5	5.0	5	0				
Avg. Per Play	4.9	6.1			TEAM	372	3793	10.2	72t	19				
NET YARDS RUSHING	1668	2368			OPPONENTS	340	3942	11.6	55	32				
Avg. Per Game	104.3	148.0			* INTERCEPTIONS	No.	Yds	Avg	Long	TD				
Total Rushes	411	463			Bates	3	12	4.0	12	0				
NET YARDS PASSING	3448	3859			L. Wilson	2	0	0.0	0	0				
Avg. Per Game	215.5	241.2			Jackson	1	30	30.0	30	0				
Sacked/Yards Lost	48/345	17/83			Alexander	1	21	21.0	21	0				
Gross Yards	3793	3942			Phillips	1	21	21.0	21	0				
Att./Completions	581/372	541/340			Davis-Gaither	1	0	0.0	0	0				
Completion Pct.	64.0	62.8			Evans	1	0	0.0	0	0				
Had Intercepted	11	11			Sims	1	0	0.0	0	0				
PUNTS/AVERAGE	71/47.2	59/47.4			TEAM	11	84	7.6	30	0				
NET PUNTING AVG.	71/42.8	59/41.4			OPPONENTS	11	23	2.1	12	0				
PENALTIES/YARDS	83/675	99/795			* PUNTING	No.	Yds	Avg	Net	TB	In	Lg	B	
FUMBLES/BALL LOST	20/13	14/6			Huber	71	3350	47.2	42.8	7	19	72	0	
TOUCHDOWNS	33	47			TEAM	71	3350	47.2	42.8	7	19	72	0	
Rushing	13	13			OPPONENTS	59	2797	47.4	41.4	6	21	63	0	
Passing	19	32			* PUNT RETURNS	Ret	FC	Yds	Avg	Long	TD			
Returns	1	2			Erickson	23	20	232	10.1	29	0			
* SCORE BY PERIODS	Q1	Q2	Q3	Q4	OT	PTS	TEAM	23	20	232	10.1	29	0	
TEAM	61	107	53	90	0	311	OPPONENTS	29	16	170	5.9	42	0	
OPPONENTS	76	121	98	129	0	424	* SCORING	No.	Yds	Avg	Long	TD		
* SCORING	TD-Ru	Pa-Rt	K-PAT	FG	S	PTS	* KICKOFF RETURNS							
Bullock	0	0	0	0	24/25	21/26	0	87	B. Wilson	24	629	26.2	103t	1
Bernard	6	3	3	0	0	0	36	Erickson	3	71	23.7	24	0	
Higgins	6	0	6	0	0	0	36	Bernard	2	38	19.0	24	0	
Seibert LG	0	0	0	0	8/ 9	6/ 9	0	26	Kareem	1	13	13.0	13	0
Seibert TM	0	0	0	0	8/ 8	6/ 8	0	26	Perine	1	13	13.0	13	0
Boyd	4	0	4	0	0	0	24	TEAM	31	764	24.6	103t	1	
Mixon	4	3	1	0	0	0	24	OPPONENTS	18	415	23.1	60	0	
Burrow	3	3	0	0	0	0	18	* FIELD GOALS	1-19	20-29	30-39	40-49	50+	
Perine	3	3	0	0	0	0	18	Bullock	0/ 0	3/ 3	8/10	7/ 8	3/ 5	
Green	2	0	2	0	0	0	12	Seibert LG	0/ 0	0/ 0	5/ 5	1/ 3	0/ 1	
Finley	1	1	0	0	0	0	6	Seibert TM	0/ 0	0/ 0	5/ 5	1/ 2	0/ 1	
Sample	1	0	1	0	0	0	6	TEAM	0/ 0	3/ 3	13/15	8/10	3/ 6	
Thomas	1	0	1	0	0	0	6	OPPONENTS	1/ 1	9/ 9	9/10	10/11	4/ 7	
Uzomah	1	0	1	0	0	0	6	Bullock: (50G,43G,31N) (38G,43G,27G) (48G,31G,25G)						
B. Wilson	1	0	0	1	0	0	6	(35G,40G,46G,30G) (38G) (47G,55G,48N) (37G,23G)						
TEAM	33	13	19	1	32/33	27/34	0	311	(33G) (37G) (34N,53G,58N) (44G) (53N) () () () ()					
OPPONENTS	47	13	32	2	43/44	33/38	0	424	Seibert, Cle.-Cin.: () (41N) () () () () () () () ()					
2-Pt Conv: TM 0-0, OPP 0-3									() () (34G,55N,33G) (49N,35G,48G,36G) (38G)					
SACKS: Lawson 5.5, Evans 2, Hubbard 2,									Seibert, Cin.: () () () () () () () () () () (34G,					
A. Brown TM 1, Bynes 1, Dunlap TM 1,									55N,33G) (49N,35G,48G,36G) (38G)					
Hunt LG 1, Hunt TM 1, Kareem 1,									TM: (50G,43G,31N) (38G,43G,27G) (48G,31G,25G) (35G,					
X. Williams LG 1, X. Williams TM 1,									40G,46G,30G) (38G) (47G,55G,48N) (37G,23G) (33G)					
L. Wilson 1, Davis-Gaither 0.5, TM 17,									(37G) (34N,53G,58N) (44G) (53N) () (34G,55N,33G) (49N,					
OPP 48									35G,48G,36G) (38G)					
FUM/LOST: Burrow 9/4, Erickson 2/2,									OPP: (24G,43G,50N,22G) () (27G,42G,54G) (48N,32G,					
Bra. Allen 1/1, Bernard 1/1, Boyd 1/0,									20G,50G,30G) (46G,61N,39G) (40G) (43G) (53N) (41G,					
Higgins 1/1, Mixon 1/1, Price 1/0,									30G,45G) (32G,50G,38N) (49G,40G,39G,32G) (25G,48G,					
Sample 1/1, Thomas 1/1, T. Williams 1/1									23G,19G) (34G,20G,55G) (25G) (21G) (34G)					

* PASSING	Att	Cmp	Yds	Cmp%	Yds/Att	TD	TD%	Int	Int%	Long	Sack/Lost	Rating
Burrow	404	264	2688	65.3	6.65	13	3.2	5	1.2	67	32/ 231	89.8
Bra. Allen	142	90	925	63.4	6.51	5	3.5	4	2.8	72t	7/ 51	82.0
Finley	32	17	164	53.1	5.13	1	3.1	2	6.3	30	9/ 63	52.1
Boyd	2	1	16	50.0	8.00	0	0.0	0	0.0	16	0/ 0	77.1
Erickson	1	0	0	0.0	0.00	0	0.0	0	0.0	---	0/ 0	39.6
TEAM	581	372	3793	64.0	6.53	19	3.3	11	1.9	72t	48/ 345	85.7
OPPONENTS	541	340	3942	62.8	7.29	32	5.9	11	2.0	55	17/ 83	96.1



DENVER BRONCOS / WEEK 17 / THROUGH SUNDAY, JANUARY 3, 2021

WON 5, LOST 11				* RUSHING		No.	Yds	Avg	Long	TD							
09/14	L	14-16	Tennessee		Gordon	215	986	4.6	65	9							
09/20	L	21-26	at Pittsburgh		Lindsay	118	502	4.3	55t	1							
09/27	L	10-28	Tampa Bay	5,226	Freeman	35	170	4.9	23	0							
10/01	W	37-28	at N.Y. Jets		Lock	44	160	3.6	16	3							
10/18	W	18-12	at New England		Hamler	9	40	4.4	15	0							
10/25	L	16-43	Kansas City	5,314	Driskel	6	28	4.7	9	0							
11/01	W	31-30	L.A. Chargers	5,231	Spencer	3	19	6.3	9	0							
11/08	L	27-34	at Atlanta	7,665	Bellamy	4	11	2.8	8	0							
11/15	L	12-37	at Las Vegas		Hinton	2	7	3.5	5	0							
11/22	W	20-13	Miami	5,351	Martin	1	0	0.0	0	0							
11/29	L	3-31	New Orleans		Rypien	5	-5	-1.0	-1	0							
12/06	L	16-22	at Kansas City	12,578	TEAM	442	1918	4.3	65	13							
12/13	W	32-27	at Carolina	5,768	OPPONENTS	434	2080	4.8	59	22							
12/19	L	19-48	Buffalo		* RECEIVING	No.	Yds	Avg	Long	TD							
12/27	L	16-19	at L.A. Chargers		Fant	62	673	10.9	37	3							
01/03	L	31-32	Las Vegas		Jeudy	52	856	16.5	92t	3							
			Denv.	Opp.	Patrick	51	742	14.5	61	6							
TOTAL FIRST DOWNS		308	333		Gordon	32	158	4.9	20	1							
	Rushing	94	106		Hamler	30	381	12.7	49t	3							
	Passing	176	201		Hamilton	23	293	12.7	40t	2							
	Penalty	38	26		Vannett	14	95	6.8	19	1							
	3rd Down: Made/Att	82/212	88/219		Freeman	12	81	6.8	28	0							
	3rd Down Pct.	38.7	40.2		Okwuegbunam	11	121	11.0	27	1							
	4th Down: Made/Att	4/15	7/14		Fumagalli LG	8	80	10.0	29	1							
	4th Down Pct.	26.7	50.0		Fumagalli TM	8	80	10.0	29	1							
POSSESSION AVG.		28:59	31:01		Lindsay	7	28	4.0	11	0							
TOTAL NET YARDS		5369	5887		Cleveland	6	63	10.5	17	0							
	Avg. Per Game	335.6	367.9		Sutton	3	66	22.0	45	0							
	Total Plays	1030	1043		Spencer	3	26	8.7	10	0							
	Avg. Per Play	5.2	5.6		Butt	2	5	2.5	5	0							
NET YARDS RUSHING		1918	2080		Bellamy	1	5	5.0	5	0							
	Avg. Per Game	119.9	130.0		TEAM	317	3673	11.6	92t	21							
	Total Rushes	442	434		OPPONENTS	374	4089	10.9	84t	21							
NET YARDS PASSING		3451	3807		* INTERCEPTIONS	No.	Yds	Avg	Long	TD							
	Avg. Per Game	215.7	237.9		Simmons	5	90	18.0	46	0							
	Sacked/Yards Lost	32/222	42/282		Callahan	2	0	0.0	0	0							
	Gross Yards	3673	4089		Bassey	1	26	26.0	26	0							
	Att./Completions	556/317	567/374		Jackson	1	13	13.0	13	0							
	Completion Pct.	57.0	66.0		D. Williams	1	1	1.0	1	0							
	Had Intercepted	23	10		TEAM	10	130	13.0	46	0							
PUNTS/AVERAGE		66/46.1	63/44.9		OPPONENTS	23	336	14.6	50t	2							
NET PUNTING AVG.		66/41.4	63/39.1		* PUNTING	No.	Yds	Avg	Net	TB	In	Lg	B				
PENALTIES/YARDS		81/670	106/952		Martin	65	3040	46.8	41.4	4	19	69	1				
FUMBLES/BALL LOST		23/9	16/6		TEAM	66	3040	46.1	41.4	4	19	69	1				
TOUCHDOWNS		35	47		OPPONENTS	63	2829	44.9	39.1	5	26	66	0				
	Rushing	13	22		* PUNT RETURNS	Ret	FC	Yds	Avg	Long	TD						
	Passing	21	21		Spencer	16	14	253	15.8	83t	1						
	Returns	1	4		Hamler	3	5	6	2.0	8	0						
* SCORE BY PERIODS		Q1	Q2	Q3	Q4	OT	PTS										
TEAM		54	75	71	123	0	323	TEAM	20	25	267	13.4	83t	1			
OPPONENTS		74	151	78	143	0	446	OPPONENTS	28	13	226	8.1	30	0			
* SCORING		TD	Ru	Pa	Rt	K	PAT	FG	S	PTS	* KICKOFF RETURNS						
McManus		0	0	0	0	24/27	28/34	0	108	Spencer	15	281	18.7	28	0		
Gordon		10	9	1	0	0	0	60	60	Cleveland	10	234	23.4	31	0		
Patrick		6	0	6	0	0	0	36	36	Hamler	2	42	21.0	24	0		
Fant		3	0	3	0	0	0	20	20	TEAM	27	557	20.6	31	0		
Jeudy		3	0	3	0	0	0	20	20	OPPONENTS	21	627	29.9	102t	1		
Hamler		3	0	3	0	0	18	* FIELD GOALS	1-19	20-29	30-39	40-49	50+				
Lock		3	3	0	0	0	18	McManus	0/0	6/6	4/5	8/8	10/15				
Hamilton		2	0	2	0	0	12	Russolino	0/0	0/0	0/0	0/0	0/1				
Fumagalli LG		1	0	1	0	0	6	TEAM	0/0	6/6	4/5	8/8	10/16				
Fumagalli TM		1	0	1	0	0	6	OPPONENTS	0/0	12/12	14/14	8/11	5/5				
Lindsay		1	1	0	0	0	6	McManus: ()	(49G,58N,28G)	(56G)	(40G,54G,53G)	(45G,					
Okwuegbunam		1	0	1	0	0	6	44G,27G,52G,20G,54G)	(43G)	(35G)	(43G,41G)	(50G,33G)					
Spencer		1	0	0	1	0	6	(29G,47G)	(58G)	(53G,57N)	()	(37N,30G,50G,52G)					
Vannett		1	0	1	0	0	6	(22G,56N,70B,37G,26G,63B)									
Russolino		0	0	0	0	1/3	0/1	0	1	Russolino: ()	()	()	()	()	()	(51N)	()
TEAM		35	13	21	1	25/30	28/35	0	323	OPP:	(47N,44B,42N,25G)	(21G)	(43G,35G)	(26G,38G,			
OPPONENTS		47	22	21	4	41/44	39/42	2	446	(52G,54G,36G)	(41G,38G)	(40G,31G,26G)	(52G,47G,33G)				
2-Pt Conv: Fant, Jeudy, TM		2-5,	OPP	1-3						(32G,35G)	(24G,52G,22G)	(41G,53G)	(40G)	(35G,24G,			
SACKS: Reed 8, Chubb 7.5, D. Jones 6.5, Attaochu 5, Walker 4.5, S. Harris 2.5, Jewell 2, D. Williams 2, Chickillo LG 1, Chickillo TM 1, Johnson 1, Parks LG 1, Parks TM 1, Purcell 1, TM 42, OPP 32											23G,31G,48G)	(35G,26G)	(27G,27G)	(37G,43G,25G,37G)			
FUM/LOST: Lock 8/3, Gordon 4/4, Cushenberry 2/1, Hamler 2/0, Jeudy 2/0, Spencer 2/0, Hamilton 1/1, Martin 1/0, Rypien 1/0											(33G)						
* PASSING		Att	Cmp	Yds	Cmp%	Yds/Att	TD	TD%	Int	Int%	Long	Sack/Lost	Rating				
Lock		443	254	2933	57.3	6.62	16	3.6	15	3.4	92t	19/123	75.4				
Driskel		64	35	432	54.7	6.75	3	4.7	2	3.1	45	11/98	78.4				
Rypien		40	27	295	67.5	7.38	2	5.0	4	10.0	48t	1/0	66.1				
Hinton		9	1	13	11.1	1.44	0	0.0	2	22.2	13	1/1	0.0				
TEAM		556	317	3673	57.0	6.61	21	3.8	23	4.1	92t	32/222	72.5				
OPPONENTS		567	374	4089	66.0	7.21	21	3.7	10	1.8	84t	42/282	92.1				

**HOUSTON TEXANS / WEEK 17 / THROUGH SUNDAY, JANUARY 3, 2021**

WON 4, LOST 12				* RUSHING		No.	Yds	Avg	Long	TD
09/10	L	20-34	at Kansas City	15,895	Da. Johnson	147	691	4.7	48	6
09/20	L	16-33	Baltimore		Watson	90	444	4.9	16	3
09/27	L	21-28	at Pittsburgh		Du. Johnson	77	235	3.1	23	1
10/04	L	23-31	Minnesota	12,102	Howell	16	64	4.0	9	0
10/11	W	30-14	Jacksonville	12,413	Hilliard LG	9	48	5.3	19	0
10/18	L	36-42 OT	at Tennessee	10,166	Prosise TM	10	19	1.9	7	0
10/25	L	20-35	Green Bay	12,618	Phillips	2	9	4.5	5	0
11/08	W	27-25	at Jacksonville	15,668	Akins	1	4	4.0	4	0
11/15	L	7-10	at Cleveland	10,613	Fuller	1	0	0.0	0	0
11/22	W	27-20	New England	12,503	TEAM	344	1466	4.3	48	10
11/26	W	41-25	at Detroit		OPPONENTS	493	2564	5.2	94t	24
12/06	L	20-26	Indianapolis	12,316	* RECEIVING					
12/13	L	7-36	at Chicago		Cooks	81	1150	14.2	57t	6
12/20	L	20-27	at Indianapolis	9,992	Fuller	53	879	16.6	77t	8
12/27	L	31-37	Cincinnati	12,344	Cobb	38	441	11.6	34	3
01/03	L	38-41	Tennessee	12,504	Akins	37	403	10.9	26	1
			Hou.	Opp.	Coutee	33	400	12.1	64	3
TOTAL FIRST DOWNS		326	390	Da. Johnson	33	314	9.5	32	2	
Rushing		83	145	Du. Johnson	28	249	8.9	48	1	
Passing		222	222	Fells	21	312	14.9	44t	4	
Penalty		21	23	Hansen	17	236	13.9	38t	1	
3rd Down: Made/Att		83/193	96/202	P. Brown	14	163	11.6	29	2	
3rd Down Pct.		43.0	47.5	Stills TM	11	144	13.1	24t	1	
4th Down: Made/Att		9/16	11/21	Mitchell	5	60	12.0	20	0	
4th Down Pct.		56.3	52.4	Prosise TM	5	18	3.6	10	1	
POSSESSION AVG.		27:12	32:48	Ratley LG	4	63	15.8	29	0	
TOTAL NET YARDS		6004	6668	Warring	3	35	11.7	23	0	
Avg. Per Game		375.3	416.8	Carter TM	1	8	8.0	8	0	
Total Plays		940	1068	Phillips	1	7	7.0	7	0	
Avg. Per Play		6.4	6.2	Gillaspia	1	6	6.0	6	0	
NET YARDS RUSHING		1466	2564	Howell	1	3	3.0	3	0	
Avg. Per Game		91.6	160.3	Hilliard LG	1	2	2.0	2	0	
Total Rushes		344	493	Heck	0	8	---	8	0	
NET YARDS PASSING		4538	4104	Scharping	0	7	---	7	0	
Avg. Per Game		283.6	256.5	TEAM	383	4843	12.6	77t	33	
Sacked/Yards Lost		50/305	34/221	OPPONENTS	377	4325	11.5	73t	30	
Gross Yards		4843	4325	* INTERCEPTIONS						
Att./Completions		546/383	541/377	Watt	1	19	19.0	19t	1	
Completion Pct.		70.1	69.7	Hargreaves II	1	0	0.0	0	0	
Had Intercepted		7	3	Roby	1	0	0.0	0	0	
PUNTS/AVERAGE		55/46.0	51/44.8	TEAM	3	19	6.3	19t	1	
NET PUNTING AVG.		55/41.5	51/40.1	OPPONENTS	7	106	15.1	48	0	
PENALTIES/YARDS		80/619	76/678	* PUNTING						
FUMBLES/BALL LOST		21/11	11/6	Anger	54	2505	46.4	41.8	6	19
TOUCHDOWNS		44	55	Fairbairn	1	26	26.0	26.0	0	1
Rushing		10	24	TEAM	55	2531	46.0	41.5	6	20
Passing		33	30	OPPONENTS	51	2285	44.8	40.1	4	19
Returns		1	1	* PUNT RETURNS						
* SCORE BY PERIODS		Q1	Q2	Q3	Q4	OT	PTS	Carter TM	11	4
TEAM		60	124	82	118	0	384	Coutee	7	6
OPPONENTS		103	155	74	126	6	464	Fuller	2	1
* SCORING		TD-Ru	Pa-Rt	K-PAT	FG	S	PTS	TEAM	20	11
Fairbairn		0	0	0	37/40	27/31	0	118	OPPONENTS	19
Fuller		8	0	8	0	0	48	* KICKOFF RETURNS		
Da. Johnson		8	6	2	0	0	48	Carter TM	12	250
Cooks		6	0	6	0	0	36	Prosise TM	8	149
Fells		4	0	4	0	0	24	Hilliard LG	7	125
Coutee		3	0	3	0	0	20	Hilliard TM	5	104
Cobb		3	0	3	0	0	18	Coutee	5	97
Watson		3	3	0	0	0	18	Phillips	5	96
P. Brown		2	0	2	0	0	12	Owens	1	26
Du. Johnson		2	1	1	0	0	12	TEAM	36	722
Akins		1	0	1	0	0	6	OPPONENTS	34	705
Hansen		1	0	1	0	0	6	* FIELD GOALS	1-19 20-29 30-39 40-49 50+	
Prosise TM		1	0	1	0	0	6	Fairbairn	0/0	8/8
Stills TM		1	0	1	0	0	6	TEAM	0/0	8/8
Watt		1	0	0	1	0	6	OPPONENTS	1/1	4/6
TEAM		44	10	33	1	37/40	27/31	0	384	Fairbairn: (51N) (44G,35G,45G) (50G,28G,25G)
OPPONENTS		55	24	30	1	49/50	25/31	2	464	(36G,33G,46G) (38G) (41N,38G,29G) (54G,30G) (46N)
2-Pt Conv: Coutee, TM 1-4, OPP 3-4										
SACKS: Watt 5, Mercilus 4, Omenihu 4, Cunningham 3, J. Martin 3, Adams 2, N. Hall 2, Murray 2, Ju. Reid 2, C. Watkins 2, A. Brown LG 1, Greenard 1, P. Hall 1, Liuget 1, A. Moore 1, (group) 1, TM 34, OPP 50										
FUM/LOST: Watson 8/3, Coutee 4/3, Du. Johnson 3/2, Da. Johnson 2/1, Carter(TM) 1/1, Heck 1/0, Mercilus 1/0, Prosise(TM) 1/1, Ratley(LG) 1/0										

* PASSING	Att	Cmp	Yds	Cmp%	Yds/Att	TD	TD%	Int	Int%	Long	Sack/Lost	Rating
Watson	544	382	4823	70.2	8.87	33	6.1	7	1.3	77t	49/ 293	112.4
Cobb	1	0	0	0.0	0.00	0	0.0	0	0.0	---	0/ 0	39.6
McCarron	1	1	20	100.0	20.00	0	0.0	0	0.0	20	1/ 12	118.8
TEAM	546	383	4843	70.1	8.87	33	6.0	7	1.3	77t	50/ 305	112.3
OPPONENTS	541	377	4325	69.7	7.99	30	5.5	3	0.6	73t	34/ 221	109.6

**INDIANAPOLIS COLTS / WEEK 17 / THROUGH SUNDAY, JANUARY 3, 2021**

WON 11, LOST 5		* RUSHING		No.	Yds	Avg	Long	TD									
09/13	L 20-27	at Jacksonville	14,100	Taylor	232	1169	5.0	62t 11									
09/20	W 28-11	Minnesota	2,500	Hines	89	380	4.3	31 3									
09/27	W 36- 7	N.Y. Jets	7,480	Wilkins	84	308	3.7	22 1									
10/04	W 19-11	at Chicago		Harris	6	46	7.7	19 0									
10/11	L 23-32	at Cleveland	11,759	Mack	4	26	6.5	18 0									
10/18	W 31-27	Cincinnati	12,453	Pittman	3	26	8.7	21 0									
11/01	W 41-21	at Detroit		Brissett	17	19	1.1	5 3									
11/08	L 10-24	Baltimore	12,200	P. Campbell	2	16	8.0	9 0									
11/12	W 34-17	at Tennessee	13,949	Dulin	2	11	5.5	8 0									
11/22	W 34-31 OT	Green Bay	12,495	Burton	2	3	1.5	2t 2									
11/29	L 26-45	Tennessee	12,464	Rivers	18	-8	-4	3 0									
12/06	W 26-20	at Houston	12,316	TEAM	459	1996	4.3	62t 20									
12/13	W 44-27	at Las Vegas		OPPONENTS	390	1448	3.7	31 16									
12/20	W 27-20	Houston	9,992	* RECEIVING	No.	Yds	Avg	Long	TD								
12/27	L 24-28	at Pittsburgh		Hines	63	482	7.7	29t 4									
01/03	W 28-14	Jacksonville	9,976	Hilton	56	762	13.6	50 5									
		Ind.	Opp.	Pascal	44	629	14.3	42t 5									
				Pittman	40	503	12.6	45t 1									
TOTAL FIRST DOWNS		364	329	Taylor	36	299	8.3	39t 1									
Rushing		129	94	Alie-Cox	31	394	12.7	45 2									
Passing		201	203	Burton	28	250	8.9	20 3									
Penalty		34	32	Doyle	23	251	10.9	28 3									
3rd Down: Made/Att		78/197	86/203	Johnson	14	255	18.2	55 0									
3rd Down Pct.		39.6	42.4	Wilkins	12	105	8.8	24 0									
4th Down: Made/Att		16/26	6/14	Harris	10	79	7.9	21 0									
4th Down Pct.		61.5	42.9	P. Campbell	6	71	11.8	21 0									
POSSESSION AVG.		31:01	28:59	Dulin	3	53	17.7	34 0									
TOTAL NET YARDS		6049	5314	Mack	3	30	10.0	19 0									
Avg. Per Game		378.1	332.1	Fountain	2	23	11.5	12 0									
Total Plays		1032	992	TEAM	371	4186	11.3	55 24									
Avg. Per Play		5.9	5.4	OPPONENTS	369	4127	11.2	73 24									
NET YARDS RUSHING		1996	1448	* INTERCEPTIONS	No.	Yds	Avg	Long	TD								
Avg. Per Game		124.8	90.5	K. Moore	4	45	11.3	29t 1									
Total Rushes		459	390	Willis	2	93	46.5	50t 1									
NET YARDS PASSING		4053	3866	Carrie	2	47	23.5	47t 1									
Avg. Per Game		253.3	241.6	X. Rhodes	2	44	22.0	44t 1									
Sacked/Yards Lost		21/133	40/261	Blackmon	2	19	9.5	15 0									
Gross Yards		4186	4127	Walker	1	11	11.0	11 0									
Att./Completions		552/371	562/369	Okereke	1	7	7.0	7 0									
Completion Pct.		67.2	65.7	Ya-Sin	1	0	0.0	0 0									
Had Intercepted		11	15	TEAM	15	266	17.7	50t 4									
PUNTS/AVERAGE		49/45.2	64/44.3	OPPONENTS	11	109	9.9	47t 1									
NET PUNTING AVG.		49/39.6	64/38.8	* PUNTING	No.	Yds	Avg	Net	TB	In	Lg	B					
PENALTIES/YARDS		94/899	86/755	Sanchez	42	1940	46.2	40.0	4	18	60	1					
FUMBLES/BALL LOST		8/4	19/10	Allen	14	680	48.6	38.6	2	2	65	0					
TOUCHDOWNS		50	43	Allen	6	276	46.0	36.7	1	2	51	0					
Rushing		20	16	TEAM	49	2216	45.2	39.6	5	20	60	1					
Passing		24	24	OPPONENTS	64	2832	44.3	38.8	2	17	62	1					
Returns		6	3	* SCORE BY PERIODS	Q1	Q2	Q3	Q4	OT	PTS	* PUNT RETURNS	Ret	FC	Yds	Avg	Long	TD
* SCORE BY PERIODS		Q1	Q2	Q3	Q4	OT	PTS	* PUNT RETURNS									
TEAM		107	156	68	117	3	451	Hines	30	14	300	10.0	26	0			
OPPONENTS		86	137	53	86	0	362	Rodgers	1	1	12	12.0	12	0			
* SCORING		TD	Ru	Pa	Rt	K	PAT	FG	S	PTS	TEAM	31	15	312	10.1	26	0
Blankenship		0	0	0	0	43/45	32/37	0	139	OPPONENTS	23	10	177	7.7	17	0	
Taylor		12	11	1	0			0	72	* KICKOFF RETURNS	No.	Yds	Avg	Long	TD		
Hines		7	3	4	0			0	44	Rodgers	24	692	28.8	101t	1		
Hilton		5	0	5	0			0	32	T. Smith	8	180	22.5	33	0		
Burton		5	2	3	0			0	30	Dulin	6	143	23.8	41	0		
Pascal		5	0	5	0			0	30	Hines	3	70	23.3	27	0		
Brissett		3	3	0	0			0	18	Pascal	1	23	23.0	23	0		
Doyle		3	0	3	0			0	18	Wilkins	1	3	3.0	3	0		
Alie-Cox		2	0	2	0			0	12	TEAM	43	1111	25.8	101t	1		
Carrie		2	0	0	2			0	12	OPPONENTS	51	1087	21.3	42t	1		
Wilkins		1	1	0	0			0	8	* FIELD GOALS	1-19	20-29	30-39	40-49	50+		
K. Moore		1	0	0	1			0	6	Blankenship	0/ 0	10/10	12/13	9/11	1/ 3		
Pittman		1	0	1	0			0	6	TEAM	0/ 0	10/10	12/13	9/11	1/ 3		
X. Rhodes		1	0	0	1			0	6	OPPONENTS	0/ 0	7/ 7	3/ 3	5/ 8	4/ 5		
Rodgers		1	0	0	1			0	6	Blankenship:	(38G,30N,25G)	(28G,38G,38G,44G)	(42G,				
Willis		1	0	0	1			0	6	41N,41G)	(21G,30G,44G,30G)	(32G,37G,25G)	(40G)	( )			
Houston		0	0	0	0			2	4	(43G)	(24G,43G)	(50N,37G,32G,43G,39G)	( )	(42G)	(25G,		
Buckner		0	0	0	0			1	2	20G,35G)	(35G,53G)	(28G)	(22G,24G,56N,49N)				
TEAM		50	20	24	6	43/45	32/37	3	451	OPP:	(50G,46G)	(21G)	( )	(27G)	(24G,36G,46G)	(47G,55G,	
OPPONENTS		43	16	24	3	41/41	19/23	1	362	48N)	(48N)	(48G)	(50G,44N)	(26G)	(49G)	(52G,53N,34G)	
2-Pt Conv:		Hilton,	Hines,	Wilkins,	TM	3-5,				(25G,23G)	(23G,31G)	( )	( )				
OPP 2-2 SACKS:		Buckner	9.5,	Houston	8,	Autry	7.5,	Lewis	4,	Leonard	3,	K. Moore	2,	Muhammad	2,	Willis	2,
Willis		2,	Turay	1,	Stallworth	0.5,	Stewart	0.5,	TM	40,	OPP	21	FUM/LOST:	Rivers	2/1,		
Alie-Cox		1/1,	Carrie	1/0,	Doyle	1/1,	Dulin	1/0,	Leonard	1/0,	Taylor	1/1					
* PASSING		Att	Cmp	Yds	Cmp%	Yds/Att	TD	TD%	Int	Int%	Long	Sack/Lost	Rating				
Rivers		543	369	4169	68.0	7.68	24	4.4	11	2.0	55	19/ 118	97.0				
Brissett		8	2	17	25.0	2.13	0	0.0	0	0.0	13	2/ 15	39.6				
Pascal		1	0	0	0.0	0.00	0	0.0	0	0.0	---	0/ 0	39.6				
TEAM		552	371	4186	67.2	7.58	24	4.3	11	2.0	55	21/ 133	95.9				
OPPONENTS		562	369	4127	65.7	7.34	24	4.3	15	2.7	73	40/ 261	90.5				





**KANSAS CITY CHIEFS / WEEK 17 / THROUGH SUNDAY, JANUARY 3, 2021**

WON 14, LOST 2				* RUSHING		No.	Yds	Avg	Long	TD									
09/10	W	34-20	Houston	15,895	Edwards-Helaire	181	803	4.4	31	4									
09/20	W	23-20	OT at L.A. Chargers		Bell LG	82	328	4.0	16	2									
09/28	W	34-20	at Baltimore		Bell TM	63	254	4.0	16	2									
10/05	W	26-10	New England	12,729	Mahomes	62	308	5.0	24	2									
10/11	L	32-40	Las Vegas	13,311	Darre. Williams	39	169	4.3	13t	1									
10/19	W	26-17	at Buffalo		T. Hill	13	123	9.5	32t	2									
10/25	W	43-16	at Denver	5,314	D. Thompson	27	97	3.6	14	1									
11/01	W	35-9	N.Y. Jets	11,932	Hardman	4	31	7.8	20	0									
11/08	W	33-31	Carolina	12,073	Sherman	3	8	2.7	6	0									
11/22	W	35-31	at Las Vegas		Washington TM	3	5	1.7	3	0									
11/29	W	27-24	at Tampa Bay	15,950	Watkins	1	3	3.0	3	0									
12/06	W	22-16	Denver	12,578	Henne	7	-2	-3	1t	1									
12/13	W	33-27	at Miami	13,057	TEAM	403	1799	4.5	32t	13									
12/20	W	32-29	at New Orleans	3,000	OPPONENTS	433	1954	4.5	65	14									
12/27	W	17-14	Atlanta	13,470	* RECEIVING	No.	Yds	Avg	Long	TD									
01/03	L	21-38	L.A. Chargers	13,240	Kelce	105	1416	13.5	45	11									
			K.C.	Opp.	T. Hill	87	1276	14.7	75t	15									
					Robinson	45	466	10.4	28	3									
TOTAL FIRST DOWNS				397															
			Rushing	110	Hardman	41	560	13.7	49t	4									
			Passing	255	Watkins	37	421	11.4	37	2									
			Penalty	32	Edwards-Helaire	36	297	8.3	26	1									
			3rd Down: Made/Att	95/194	77/188	Darre. Williams	18	116	6.4	15	0								
			3rd Down Pct.	49.0	41.0	Bell LG	16	138	8.6	30	0								
			4th Down: Made/Att	9/16	13/20	Bell TM	13	99	7.6	18	0								
			4th Down Pct.	56.3	65.0	Pringle	13	160	12.3	37	1								
POSSESSION AVG.				30:16	29:44	D. Thompson	7	65	9.3	37	1								
TOTAL NET YARDS				6653	5733	Yelder	7	36	5.1	12	0								
			Avg. Per Game	415.8	358.3	Keizer	6	63	10.5	22	0								
			Total Plays	1057	1022	Kemp TM	1	11	11.0	11	0								
			Avg. Per Play	6.3	5.6	Dieter	1	10	10.0	10	0								
NET YARDS RUSHING				1799	1954	Sherman	1	5	5.0	5t	1								
			Avg. Per Game	112.4	122.1	Fisher	1	2	2.0	2t	1								
			Total Rushes	403	433	Washington TM	1	2	2.0	2	0								
NET YARDS PASSING				4854	3779	TEAM	420	5005	11.9	75t	40								
			Avg. Per Game	303.4	236.2	OPPONENTS	349	3968	11.4	72t	29								
			Sacked/Yards Lost	24/151	32/189	* INTERCEPTIONS	No.	Yds	Avg	Long	TD								
			Gross Yards	5005	3968	Mathieu	6	70	11.7	25t	1								
			Att./Completions	630/420	557/349	Sorensen	3	67	22.3	50t	1								
			Completion Pct.	66.7	62.7	Sneed	3	42	14.0	39	0								
			Had Intercepted	7	16	Breeland	2	29	14.5	29	0								
PUNTS/AVERAGE				52/45.0	57/46.4	Fenton	1	31	31.0	31	0								
NET PUNTING AVG.				52/40.4	57/43.2	Thornhill	1	20	20.0	20	0								
PENALTIES/YARDS				105/919	97/760	TEAM	16	259	16.2	50t	2								
FUMBLES/BALL LOST				19/9	16/6	OPPONENTS	7	135	19.3	51	0								
TOUCHDOWNS				57	44	* PUNTING	No.	Yds	Avg	Net	TB	In	Lg	B					
			Rushing	13	14	T. Townsend	52	2339	45.0	40.4	6	20	67	0					
			Passing	40	29	Colquitt LG	26	1133	43.6	38.1	2	8	59	0					
			Returns	4	1	TEAM	52	2339	45.0	40.4	6	20	67	0					
			* SCORE BY PERIODS	Q1	Q2	Q3	Q4	OT	PTS	OPPONENTS	57	2647	46.4	43.2	1	23	62	0	
			TEAM	94	149	91	136	3	473	* PUNT RETURNS	Ret	FC	Yds	Avg	Long	TD			
			OPPONENTS	70	117	28	147	0	362	Hardman	25	13	176	7.0	67t	1			
			* SCORING	TD	Ru	Pa	Rt	K	PAT	FG	S	PTS	Robinson	2	1	-13	-6.5	0	0
			Butker	0	0	0	0	48/54	25/27	0	123	T. Hill	1	1	0	0.0	0	0	
			T. Hill	17	2	15	0	0	0	102	TEAM	28	15	163	5.8	67t	1		
			Kelce	11	0	11	0	0	0	68	OPPONENTS	15	18	119	7.9	24	0		
			Hardman	5	0	4	1	0	0	32	* KICKOFF RETURNS	No.	Yds	Avg	Long	TD			
			Edwards-Helaire	5	4	1	0	0	0	30	Pringle	10	324	32.4	102t	1			
			Robinson	3	0	3	0	0	0	18	Hardman	9	184	20.4	31	0			
			Bell LG	2	2	0	0	0	0	12	Fenton	3	89	29.7	44	0			
			Bell TM	2	2	0	0	0	0	12	Robinson	2	21	10.5	21	0			
			Mahomes	2	2	0	0	0	0	12	Watts	1	28	28.0	28	0			
			Pringle	2	0	1	1	0	0	12	TEAM	25	646	25.8	102t	1			
			D. Thompson	2	1	1	0	0	0	12	OPPONENTS	23	549	23.9	93t	1			
			Watkins	2	0	2	0	0	0	12	* FIELD GOALS	1-19	20-29	30-39	40-49	50+			
			Darre. Williams	1	1	0	0	0	0	8	Butker	2/ 2	7/ 7	9/ 9	3/ 5	4/ 4			
			Fisher	1	0	1	0	0	0	6	TEAM	2/ 2	7/ 7	9/ 9	3/ 5	4/ 4			
			Henne	1	1	0	0	0	0	6	OPPONENTS	0/ 0	3/ 3	4/ 5	9/11	2/ 7			
			Mathieu	1	0	0	1	0	0	6	Butker: (29G,19G) (58G,30G,58G) (42N) (23G,39G)								
			Sherman	1	0	1	0	0	0	6	(32G) (37G,30G) (40G,31G,26G) () (39G,55G,48N) ()								
			Sorensen	1	0	0	1	0	0	6	(19G,29G) (35G,24G,23G,31G,48G) (46G) (22G) (53G) ()								
			Jones	0	0	0	0	0	1	2	OPP: (51N) (41G,23G) (26G,42G) (43G) (38G,43G) (48G,								
			TEAM	57	13	40	4	48/54	25/27	1	473	52N) (43G) (39G,55G,48G,47B) (47G,51N,67N) (35G)							
			OPPONENTS	44	14	29	1	38/40	18/26	2	362	(26G) (53G,57N) (45N,31G,44G) () (39N) ()							
2-Pt Conv: Hardman, Kelce, Darre. Williams, TM 3-3, OPP 1-4																			
SACKS: Jones 7.5, F. Clark 6, Okafor 3, Danna 2.5, Charlton 2, Sneed 2, Wharton 2, Baker 1, Gay 1, Kpassagnon 1, Niemann 1, O'Daniel 1, C. Ward 1, T. Ward 1, TM 32, OPP 24																			
FUM/LOST: Mahomes 5/2, Hardman 2/2, Henne 2/0, Robinson 2/1, D. Thompson 2/1, Bell(LG) 1/0, Bell(TM) 1/0, T. Hill 1/0, Keizer 1/1, Kelce 1/1, Watkins 1/1, Wharton 1/0																			

* PASSING	Att	Cmp	Yds	Cmp%	Yds/Att	TD	TD%	Int	Int%	Long	Sack/Lost	Rating
Mahomes	588	390	4740	66.3	8.06	38	6.5	6	1.0	75t	22/ 147	108.2
Henne	38	28	248	73.7	6.53	2	5.3	0	0.0	37	2/ 4	108.2
Kelce	2	1	4	50.0	2.00	0	0.0	0	0.0	4	0/ 0	56.3
T. Townsend	1	1	13	100.0	13.00	0	0.0	0	0.0	13	0/ 0	118.8
Watkins	1	0	0	0.0	0.00	0	0.0	1	100.0	---	0/ 0	0.0
TEAM	630	420	5005	66.7	7.94	40	6.3	7	1.1	75t	24/ 151	107.3
OPPONENTS	557	349	3968	62.7	7.12	29	5.2	16	2.9	72t	32/ 189	89.4

**LAS VEGAS RAIDERS / WEEK 17 / THROUGH SUNDAY, JANUARY 3, 2021**

WON 8, LOST 8				* RUSHING		No.	Yds	Avg	Long	TD						
09/13	W 34-30	at Carolina		Jacobs		273	1065	3.9	28t	12						
09/21	W 34-24	New Orleans		Booker		93	423	4.5	43	3						
09/27	L 20-36	at New England		Carr		39	140	3.6	18	3						
10/04	L 23-30	Buffalo		Richard		22	123	5.6	20t	1						
10/11	W 40-32	at Kansas City		13,311	Mariota	9	88	9.8	26	1						
10/25	L 20-45	Tampa Bay		Ruggs III		9	49	5.4	12	0						
11/01	W 16- 6	at Cleveland		10,972	Riddick	6	14	2.3	11	0						
11/08	W 31-26	at L.A. Chargers		Peterman		1	9	9.0	9	0						
11/15	W 37-12	Denver		Ingold		3	4	1.3	3	0						
11/22	L 31-35	Kansas City		Heath		1	1	1.0	1	0						
11/29	L 6-43	at Atlanta		9,124	Cole	1	0	0.0	0	0						
12/06	W 31-28	at N.Y. Jets		TEAM		457	1916	4.2	43	20						
12/13	L 27-44	Indianapolis		OPPONENTS		438	2013	4.6	62t	24						
12/17	L 27-30	OT L.A. Chargers		* RECEIVING				No.	Yds	Avg	Long	TD				
12/26	L 25-26	Miami		Waller		107	1196	11.2	38t	9						
01/03	W 32-31	at Denver		Renfrow		56	656	11.7	53	2						
		L.V.	Opp.	Agholor		48	896	18.7	85t	8						
TOTAL FIRST DOWNS		359	381	Jacobs		33	238	7.2	29	0						
	Rushing	121	114	Ruggs III		26	452	17.4	72t	2						
	Passing	206	223	Richard		19	138	7.3	19	0						
	Penalty	32	44	Booker		17	84	4.9	17	0						
	3rd Down: Made/Att	91/198	100/205	Z. Jones		14	154	11.0	37	1						
	3rd Down Pct.	46.0	48.8	Witten		13	69	5.3	15	2						
	4th Down: Made/Att	16/21	14/17	Ingold		12	110	9.2	23	1						
	4th Down Pct.	76.2	82.4	Edwards		11	193	17.5	34	1						
POSSESSION AVG.		30:48	29:12	Moreau		7	140	20.0	47t	2						
TOTAL NET YARDS		6133	6225	Riddick		5	43	8.6	15	0						
	Avg. Per Game	383.3	389.1	Carrier		1	14	14.0	14	0						
	Total Plays	1036	1039	TEAM		369	4383	11.9	85t	28						
	Avg. Per Play	5.9	6.0	OPPONENTS		370	4341	11.7	92t	28						
NET YARDS RUSHING		1916	2013	* INTERCEPTIONS				No.	Yds	Avg	Long	TD				
	Avg. Per Game	119.8	125.8	Heath		3	89	29.7	47	0						
	Total Rushes	457	438	Abram		2	29	14.5	24	0						
NET YARDS PASSING		4217	4212	Mullen		2	0	0.0	0	0						
	Avg. Per Game	263.6	263.3	Nassib		1	23	23.0	23	0						
	Sacked/Yards Lost	28/166	21/129	Kwiatkoski		1	9	9.0	9	0						
	Gross Yards	4383	4341	Morrow		1	6	6.0	6	0						
	Att./Completions	551/369	580/370	TEAM		10	156	15.6	47	0						
	Completion Pct.	67.0	63.8	OPPONENTS		10	266	26.6	67t	2						
	Had Intercepted	10	10	* PUNTING				No.	Yds	Avg	Net	TB	In	Lg	B	
PUNTS/AVERAGE		44/44.1	48/45.7	Cole		44	1939	44.1	40.1	2	20	63	0			
NET PUNTING AVG.		44/40.1	48/38.5	TEAM		44	1939	44.1	40.1	2	20	63	0			
PENALTIES/YARDS		98/856	95/915	OPPONENTS		48	2192	45.7	38.5	4	10	67	0			
FUMBLES/BALL LOST		24/16	10/5	* PUNT RETURNS				Ret	FC	Yds	Avg	Long	TD			
TOUCHDOWNS		48	55	Renfrow		23	10	265	11.5	32	0					
	Rushing	20	24	TEAM		23	10	265	11.5	32	0					
	Passing	28	28	OPPONENTS		14	16	133	9.5	38	0					
	Returns	0	3	* KICKOFF RETURNS				No.	Yds	Avg	Long	TD				
* SCORE BY PERIODS		Q1	Q2	Q3	Q4	OT	PTS									
TEAM		78	134	77	142	3	434	Ruggs III		7	141	20.1	32	0	0	
OPPONENTS		93	136	67	176	6	478	Nixon		3	21	7.0	18	0	0	
* SCORING		TD-Ru	Pa-Rt	K-PAT	FG	S	PTS	Booker		1	4	4.0	4	0	0	
Carlson	0	0	0	0	45/47	33/35	0	144	Gafford	1	12	12.0	12	0	0	
Jacobs	12	12	0	0	0	0	72	TEAM	22	418	19.0	44	0	0	0	
Waller	9	0	9	0	0	0	56	OPPONENTS	32	748	23.4	38	0	0	0	
Agholor	8	0	8	0	0	0	48	* FIELD GOALS	1-19	20-29	30-39	40-49	50+			
Booker	3	3	0	0	0	0	18	Carlson	0/ 0	18/18	8/ 8	3/ 5	4/ 4			
Carr	3	3	0	0	0	0	18	TEAM	0/ 0	18/18	8/ 8	3/ 5	4/ 4			
Moreau	2	0	2	0	0	0	12	OPPONENTS	0/ 0	10/10	15/16	5/ 7	2/ 6			
Renfrow	2	0	2	0	0	0	12	Carlson: (20G,54G) (28G,54G) (29G,41N,25G) (54G,								
Ruggs III	2	0	2	0	0	0	12	39G,25G) (38G,43G) (42G,36G) (41N,29G,33G,24G) (31G)								
Witten	2	0	2	0	0	0	12	(24G,52G,22G) (35G) (29G,24G) (48G) (25G,23G) (23G,								
Edwards	1	0	1	0	0	0	6	23G) (23G,38G,20G,22G) (33G)								
Ingold	1	0	1	0	0	0	6	OPP: (47G,46G,31G) (31G) (33G,23G,32G) (34G) (32G)								
Z. Jones	1	0	1	0	0	0	6	(29G) (41G,38G,37N) (48N,45G,29G) (50G,33G) ( ) (38G,								
Mariota	1	1	0	0	0	0	6	39G,30G,29G,54G) ( ) (25G,20G,35G) (22G,47N,51N)								
Richard	1	1	0	0	0	0	6	(37G,39G,22G,44G) (22G,56N,70B,37G,26G,63B)								
TEAM	48	20	28	0	45/47	33/35	0	434								
OPPONENTS	55	24	28	3	44/48	32/39	0	478								
2-Pt Conv: Waller, TM 1-1, OPP 4-6																
SACKS: Crosby 7, Morrow 3, Nassib 2.5, Ferrell 2, Vickers 2, Hankins 1, Kwiatkoski 1,																
Lawson 1, McKinley LG 1, Smith 1, Hurst 0.5, TM 21, OPP 28																
FUM/LOST: Carr 11/8, Jacobs 2/2, Nixon 2/1, Renfrow 2/1, Ruggs III 2/2, Waller 2/2,																
Booker 1/0, Cole 1/0, Richard 1/0																
* PASSING		Att	Cmp	Yds	Cmp%	Yds/Att	TD	TD%	Int	Int%	Long	Sack/Lost	Rating			
Carr	517	348	4103	67.3	7.94	27	5.2	9	1.7	85t	26/ 150	101.4				
Mariota	28	17	226	60.7	8.07	1	3.6	1	3.6	35t	0/ 0	83.3				
Peterman	5	3	25	60.0	5.00	0	0.0	0	0.0	12	2/ 16	72.9				
Z. Jones	1	1	29	100.0	29.00	0	0.0	0	0.0	29	0/ 0	118.8				
TEAM	551	369	4383	67.0	7.95	28	5.1	10	1.8	85t	28/ 166	100.4				
OPPONENTS	580	370	4341	63.8	7.48	28	4.8	10	1.7	92t	21/ 129	95.3				

**LOS ANGELES CHARGERS / WEEK 17 / THROUGH SUNDAY, JANUARY 3, 2021**

WON 7, LOST 9			* RUSHING	No.	Yds	Avg	Long	TD
09/13 W 16-13	at Cincinnati		Ekeler	116	530	4.6	27	1
09/20 L 20-23	OT Kansas City		Kelley	111	354	3.2	33	2
09/27 L 16-21	Carolina		Ballage LG	91	303	3.3	17	3
10/04 L 31-38	at Tampa Bay	6,383	Ballage TM	88	290	3.3	17	3
10/12 L 27-30	OT at New Orleans	749	Jackson	59	270	4.6	36	0
10/25 W 39-29	Jacksonville		Herbert	55	234	4.3	31	5
11/01 L 30-31	at Denver	5,231	Pope	15	76	5.1	26	0
11/08 L 26-31	Las Vegas		Reed	5	29	5.8	8	1
11/15 L 21-29	at Miami	12,751	Johnson	3	17	5.7	7	0
11/22 W 34-28	N.Y. Jets		Nabers	2	7	3.5	4	0
11/29 L 17-27	at Buffalo		Taylor	6	7	1.2	4	0
12/06 L 0-45	New England		Williams	1	1	1.0	1	0
12/13 W 20-17	Atlanta		Guyton	2	0	0.0	4	0
12/17 W 30-27	OT at Las Vegas		Allen	1	-1	-1.0	-1	0
12/27 W 19-16	Denver		Stick	1	-2	-2.0	-2	0
01/03 W 38-21	at Kansas City	13,240	Long	1	-28	-28.0	-28	0

LA-C Opp. TEAM 466 1784 3.8 36 12

TOTAL FIRST DOWNS 373 324 OPPONENTS 427 1917 4.5 55t 17

Rushing 111 112 \* RECEIVING No. Yds Avg Long TD

Passing 226 186 Allen 100 992 9.9 28 8

Penalty 36 26 Henry 60 613 10.2 33 4

3rd Down: Made/Att 99/224 89/204 Ekeler 54 403 7.5 28 2

3rd Down Pct. 44.2 43.6 Williams 48 756 15.8 64t 5

4th Down: Made/Att 12/25 10/15 Ballage LG 29 166 5.7 21 0

4th Down Pct. 48.0 66.7 Ballage TM 20 99 5.0 16 0

POSSESSION AVG. 31:14 28:46 Guyton 28 511 18.3 72t 3

TOTAL NET YARDS 6113 5495 Kelley 23 148 6.4 35 0

Avg. Per Game 382.1 343.4 Johnson 20 398 19.9 55 3

Total Plays 1127 997 Jackson 19 173 9.1 34 0

Avg. Per Play 5.4 5.5 Parham 10 159 15.9 26 3

NET YARDS RUSHING 1784 1917 Anderson 8 106 13.3 23 0

Avg. Per Game 111.5 119.8 Pope 8 42 5.3 11 0

Total Rushes 466 427 Hill 7 73 10.4 25 0

NET YARDS PASSING 4329 3578 Nabers 5 25 5.0 9 2

Avg. Per Game 270.6 223.6 Green 3 50 16.7 26t 1

Sacked/Yards Lost 34/219 27/137 TEAM 413 4548 11.0 72t 31

Gross Yards 4548 3715 OPPONENTS 340 3715 10.9 54t 29

Att./Completions 627/413 543/340 \* INTERCEPTIONS No. Yds Avg Long TD

Completion Pct. 65.9 62.6 M. Davis 3 86 28.7 78t 1

Had Intercepted 10 12 Jenkins 2 23 11.5 23 0

PUNTS/AVERAGE 60/44.5 61/47.4 Harris 1 51 51.0 51 0

NET PUNTING AVG. 60/34.1 61/42.2 Adderley 1 39 39.0 39 0

PENALTIES/YARDS 85/710 94/869 Hayward 1 9 9.0 9 0

FUMBLES/BALL LOST 16/6 15/7 Campbell 1 6 6.0 6t 1

TOUCHDOWNS 45 49 Addae 1 3 3.0 3 0

Rushing 12 17 Ingram 1 0 0.0 0 0

Passing 31 29 Williams 1 0 0.0 0 0

Returns 2 3 TEAM 12 217 18.1 78t 2

\* SCORE BY PERIODS Q1 Q2 Q3 Q4 OT PTS OPPONENTS 10 146 14.6 66 0

TEAM 73 146 89 70 6 384 \* PUNTING No. Yds Avg Net TB In Lg B

OPPONENTS 84 111 102 120 9 426 Long 57 2669 46.8 34.1 3 12 63 3

\* SCORING TD-Ru-Pa-Rt K-PAT FG S PTS TEAM 60 2669 44.5 34.1 3 12 63 3

Badgley 0 0 0 0 36/39 24/33 0 108 OPPONENTS 61 2893 47.4 42.2 11 26 70 0

Allen 8 0 8 0 0 50 \* PUNT RETURNS Ret FC Yds Avg Long TD

Herbert 5 5 0 0 0 30 Hill 12 11 83 6.9 30 0

Williams 5 0 5 0 0 30 King TM 6 4 17 2.8 7 0

Henry 4 0 4 0 0 24 TEAM 18 15 100 5.6 30 0

Ballage LG 3 3 0 0 0 18 OPPONENTS 37 8 564 15.2 70t 1

Ballage TM 3 3 0 0 0 18 \* KICKOFF RETURNS No. Yds Avg Long TD

Ekeler 3 1 2 0 0 18 Reed 21 435 20.7 46 0

Guyton 3 0 3 0 0 18 Adderley 11 318 28.9 76 0

Johnson 3 0 3 0 0 18 Johnson 6 111 18.5 26 0

Parham 3 0 3 0 0 18 Kelley 2 39 19.5 21 0

Kelley 2 2 0 0 0 12 Hill 1 7 7.0 7 0

Nabers 2 0 2 0 0 12 Pope 1 14 14.0 14 0

Campbell 1 0 0 1 0 6 TEAM 42 924 22.0 76 0

M. Davis 1 0 0 1 0 6 OPPONENTS 34 913 26.9 44 0

Green 1 0 1 0 0 6 \* FIELD GOALS 1-19 20-29 30-39 40-49 50+

Reed 1 1 0 0 0 6 Badgley 0/0 8/8 6/6 8/13 2/6

Jackson 0 0 0 0 0 2 TEAM 0/0 8/8 6/6 8/13 2/6

Rochell 0 0 0 0 1 2 OPPONENTS 0/0 6/6 9/11 6/8 7/7

TEAM 45 12 31 2 36/39 24/33 1 384 Badgley: (24G,43G,50N,22G) (41G,23G) (41G) (53G)

OPPONENTS 49 17 29 3 40/44 28/32 1 426 47N) (50N) (35G,48N,35G) (52G,47G,33G) (48N,45G,29G)

2-Pt Conv: Allen, Jackson, TM 2-5, OPP 3-5 ( ) (44G,23G) (27G) (46N,58B) (35G,43G) (22G,47N,51N)

SACKS: Bosa 7.5, Nwosu 4.5, Tillery 3, (37G,43G,25G,37G) ( )

Rochell 2.5, Vigil 2, Jenkins 1, Jones 1, OPP: (50G,43G,31N) (58G,30G,58G) (29G,24G,30G,22G,

King TM 1, Murray 1, Perryman 1, Square 1, 31G) (44N,26G) (48G,53G,36G) ( ) (35G) (31G) (50G,35G,

Addae 0.5, Harris 0.5, White 0.5, TM 27, 47N,49G) ( ) (45G,43G) (32G) (45G) (23G,23G) (37N,30G,

OPP 34 50G,52G) ( )

FUM/LOST: Herbert 8/1, Allen 3/2,

Kelley 2/2, Ballage(LG) 1/0,

Ballage(TM) 1/0, Ekeler 1/0, Hill 1/1

\* PASSING Att Cmp Yds Cmp% Yds/Att TD TD% Int Int% Long Sack/Lost Rating

Herbert 595 396 4336 66.6 7.29 31 5.2 10 1.7 72t 32/ 218 98.3

Taylor 30 16 208 53.3 6.93 0 0.0 0 0.0 37 2/ 1 75.4

Allen 1 0 0 0.0 0.00 0 0.0 0 0.0 --- 0/ 0 39.6

Stick 1 1 4 100.0 4.00 0 0.0 0 0.0 4 0/ 0 83.3

TEAM 627 413 4548 65.9 7.25 31 4.9 10 1.6 72t 34/ 219 97.0

OPPONENTS 543 340 3715 62.6 6.84 29 5.3 12 2.2 54t 27/ 137 91.4

**MIAMI DOLPHINS / WEEK 17 / THROUGH SUNDAY, JANUARY 3, 2021**

WON 10, LOST 6				* RUSHING	No.	Yds	Avg	Long	TD
09/13 L 11-21	at New England			Gaskin	142	584	4.1	26	3
09/20 L 28-31	Buffalo	11,075		Ahmed	75	319	4.3	31	3
09/24 W 31-13	at Jacksonville	16,563		Breida	59	254	4.3	24	0
10/04 L 23-31	Seattle	12,369		Fitzpatrick	30	151	5.0	17	2
10/11 W 43-17	at San Francisco			Tagovailoa	36	109	3.0	17	3
10/18 W 24- 0	N.Y. Jets	10,772		Washington LG	31	91	2.9	16	0
11/01 W 28-17	L.A. Rams	12,397		Washington TM	28	86	3.1	16	0
11/08 W 34-31	at Arizona	4,200		Laird	13	72	5.5	17	0
11/15 W 29-21	L.A. Chargers	12,751		J. Howard TM	28	33	1.2	8	4
11/22 L 13-20	at Denver	5,351		Bowden	9	32	3.6	11	0
11/29 W 20- 3	at N.Y. Jets			Fejedelem	2	23	11.5	22	0
12/06 W 19- 7	Cincinnati	12,577		Grant	3	20	6.7	29	0
12/13 L 27-33	Kansas City	13,057		M. Perry	3	5	1.7	6	0
12/20 W 22-12	New England	13,354		TEAM	428	1688	3.9	31	15
12/26 W 26-25	at Las Vegas			OPPONENTS	412	1862	4.5	37	17
01/03 L 26-56	at Buffalo			* RECEIVING	No.	Yds	Avg	Long	TD

	Miami	Opp.			No.	Yds	Avg	Long	TD
TOTAL FIRST DOWNS	345	336	Parker		63	793	12.6	31	4
Rushing	100	113	Gesicki		53	703	13.3	70	6
Passing	207	193	Gaskin		41	388	9.5	59t	2
Penalty	38	30	Grant		36	373	10.4	30	1
3rd Down: Made/Att	78/202	58/186	Ford LG		28	276	9.9	18	0
3rd Down Pct.	38.6	31.2	Ford TM		28	276	9.9	18	0
4th Down: Made/Att	8/10	12/26	Smythe		28	211	7.5	22	0
4th Down Pct.	80.0	46.2	Williams		26	208	8.0	19	2

POSSESSION AVG.	31:17	28:43	Hollins		16	176	11.0	34	1
TOTAL NET YARDS	5424	5886	Shaheen		12	150	12.5	43	3
Avg. Per Game	339.0	367.9	Ahmed		11	61	5.5	13	0
Total Plays	1021	998	Laird		10	68	6.8	17	0
Avg. Per Play	5.3	5.9	Breida		9	96	10.7	31	0
NET YARDS RUSHING	1688	1862	M. Perry		9	92	10.2	25t	1
Avg. Per Game	105.5	116.4	Washington LG		5	30	6.0	10	0
Total Rushes	428	412	Washington TM		4	28	7.0	10	0
NET YARDS PASSING	3736	4024	Callaway		2	20	10.0	13	0
Avg. Per Game	233.5	251.5	Cox		2	9	4.5	6	0
Sacked/Yards Lost	34/201	41/349	Kemp LG		1	11	11.0	11	0
Gross Yards	3937	4373	Fitzpatrick		1	0	0.0	0	0
Att./Completions	559/370	545/343	J. Howard TM		1	-3	-3.0	-3	0
Completion Pct.	66.2	62.9	TEAM		370	3937	10.6	70	24
Had Intercepted	13	18	OPPONENTS		343	4373	12.7	85t	21

PUNTS/AVERAGE	68/44.7	66/46.0	* INTERCEPTIONS	No.	Yds	Avg	Long	TD	
NET PUNTING AVG.	68/39.8	66/38.5	X. Howard		10	77	7.7	29	0
PENALTIES/YARDS	74/635	85/805	Rowe		2	26	13.0	22	0
FUMBLES/BALL LOST	17/7	20/11	By. Jones		2	15	7.5	15	0
TOUCHDOWNS	42	41	Needham		2	1	0.5	1	0
Rushing	15	17	McCain		1	19	19.0	19	0
Passing	24	21	Wilkins		1	8	8.0	8	0
Returns	3	3	TEAM		18	146	8.1	29	0

* SCORE BY PERIODS	Q1	Q2	Q3	Q4	OT	PTS	OPPONENTS	No.	Yds	Avg	Net	TB	In	Lg	B	
TEAM	103	111	57	133	0	404	* PUNTING									
OPPONENTS	55	118	74	91	0	338	Haaack		68	3040	44.7	39.8	2	26	63	
* SCORING	TD-Ru-Pa-Rt	K-PAT	FG	S	PTS	TEAM			68	3040	44.7	39.8	2	26	63	
Sanders	0	0	0	36/36	36/39	0	144	OPPONENTS		66	3036	46.0	38.5	7	21	69
Gesicki	6	0	6	0	0	0	36	* PUNT RETURNS								
Gaskin	5	3	2	0	0	0	30	Grant		29	8	330	11.4	88t	1	
Williams	4	0	4	0	0	0	28	Callaway		2	0	12	6.0	11	0	
J. Howard TM	4	4	0	0	0	0	24	M. Perry		1	1	12	12.0	12	0	
Parker	4	0	4	0	0	0	24	TEAM		32	9	354	11.1	88t	1	
Ahmed	3	3	0	0	0	0	20	OPPONENTS		24	22	297	12.4	84t	2	

* KICKOFF RETURNS	No.	Yds	Avg	Long	TD
Shaheen	3	0	3	0	0
Tagovailoa	3	3	0	0	0
Fitzpatrick	2	2	0	0	0
Grant	2	0	1	1	0
Smythe	2	0	2	0	0
Hollins	1	0	1	0	0
Lawson	1	0	0	1	0
M. Perry	1	0	1	0	0
Van Ginkel	1	0	0	1	0
TEAM	42	15	24	3	36/36
OPPONENTS	41	17	21	3	39/41

2-Pt Conv: Williams 2, Ahmed, Fitzpatrick, Sanders: (46G) (52G, 45G) (30G) (41G, 29G, 45G, 43G, 29G) (26G, 50G, 29G, 31G, 49G) (24G) ( ) (56G, 50G) (50G, 35G, 47N, 49G) (41G, 53G) (54G, 51G) (25G, 48G, 23G, 19G) (45N, 31G, 44G) (52N) (37G, 39G, 22G, 44G) (49G, 32G) OPP: (45N) (39G) ( ) (55G) (37G) (55N) (23G, 48N) (37G, 49N) ( ) (29G, 47G) (38G, 29N) (53N) (46G) (45G, 36G, 45G, 42G) (23G, 38G, 20G, 22G) ( )

Gaskin 2/2, Grant 2/0, Karras 2/1, Hollins 1/1, J. Howard(TM) 1/0, By. Jones 1/0, Laird 1/1, Parker 1/0, M. Perry 1/0, Tagovailoa 1/1

* PASSING	Att	Cmp	Yds	Cmp%	Yds/Att	TD	TD%	Int	Int%	Long	Sack/Lost	Rating
Tagovailoa	290	186	1814	64.1	6.26	11	3.8	5	1.7	35	20/ 136	87.1
Fitzpatrick	267	183	2091	68.5	7.83	13	4.9	8	3.0	70	14/ 65	95.6
Bowden	2	1	32	50.0	16.00	0	0.0	0	0.0	32	0/ 0	95.8
TEAM	559	370	3937	66.2	7.04	24	4.3	13	2.3	70	34/ 201	91.2
OPPONENTS	545	343	4373	62.9	8.02	21	3.9	18	3.3	85t	41/ 349	87.0

**NEW ENGLAND PATRIOTS / WEEK 17 / THROUGH SUNDAY, JANUARY 3, 2021**

WON 7, LOST 9					* RUSHING	No.	Yds	Avg	Long	TD						
09/13 W 21-11	Miami				Harris	137	691	5.0	41	2						
09/20 L 30-35	at Seattle				Newton	137	592	4.3	49	12						
09/27 W 36-20	Las Vegas				Michel	79	449	5.7	48	1						
10/05 L 10-26	at Kansas City	12,729			Burkhead	67	274	4.1	18	3						
10/18 L 12-18	Denver				White	35	121	3.5	10	2						
10/25 L 6-33	San Francisco				Taylor	23	110	4.8	28	0						
11/01 L 21-24	at Buffalo				Olszewski	5	23	4.6	12	0						
11/09 W 30-27	at N.Y. Jets				Edelman	2	22	11.0	23	0						
11/15 W 23-17	Baltimore				Zuber	2	21	10.5	13	0						
11/22 L 20-27	at Houston	12,503			Byrd	2	15	7.5	11	0						
11/29 W 20-17	Arizona				Meyers	2	9	4.5	7	0						
12/06 W 45-0	at L.A. Chargers				Hoyer	1	8	8.0	8	0						
12/10 L 3-24	at L.A. Rams				Stidham	7	7	1.0	6	0						
12/20 L 12-22	at Miami	13,354			Moncrief LG	1	4	4.0	4	0						
12/28 L 9-38	Buffalo				Moncrief TM	1	4	4.0	4	0						
01/03 W 28-14	N.Y. Jets				Harry	2	0	0.0	2	0						
	N.E.	Opp.			TEAM	502	2346	4.7	49	20						
TOTAL FIRST DOWNS	332	339			OPPONENTS	464	2103	4.5	35	17						
Rushing	143	131			* RECEIVING	No.	Yds	Avg	Long	TD						
Passing	157	187			Meyers	59	729	12.4	35	0						
Penalty	32	21			White	49	375	7.7	34	1						
3rd Down: Made/Att	76/186	76/186			Byrd	47	604	12.9	42t	1						
3rd Down Pct.	40.9	40.9			Harry	33	309	9.4	30	2						
4th Down: Made/Att	9/17	9/16			Burkhead	25	192	7.7	24t	3						
4th Down Pct.	52.9	56.3			Edelman	21	315	15.0	49	0						
POSSESSION AVG.	28:58	31:02			Izzo	13	199	15.3	50	0						
TOTAL NET YARDS	5236	5660			Johnson	8	35	4.4	12	1						
Avg. Per Game	327.3	353.8			Michel	7	114	16.3	31t	1						
Total Plays	979	982			Olszewski	5	62	12.4	38t	1						
Avg. Per Play	5.3	5.8			Harris	5	52	10.4	15	0						
NET YARDS RUSHING	2346	2103			Keene	3	16	5.3	8	0						
Avg. Per Game	146.6	131.4			Asiasi	2	39	19.5	26t	1						
Total Rushes	502	464			Newton	2	35	17.5	19t	1						
NET YARDS PASSING	2890	3557			Zuber	2	29	14.5	16	0						
Avg. Per Game	180.6	222.3			Moncrief LG	1	15	15.0	15	0						
Sacked/Yards Lost	37/234	24/165			Moncrief TM	1	15	15.0	15	0						
Gross Yards	3124	3722			Taylor	1	4	4.0	4	0						
Att./Completions	440/283	494/333			Thomas LG	1	3	3.0	3t	1						
Completion Pct.	64.3	67.4			TEAM	283	3124	11.0	50	12						
Had Intercepted	14	18			OPPONENTS	333	3722	11.2	54t	22						
PUNTS/AVERAGE	55/48.7	52/46.0			* INTERCEPTIONS	No.	Yds	Avg	Long	TD						
NET PUNTING AVG.	55/45.6	52/37.9			J. Jackson	9	80	8.9	30	0						
PENALTIES/YARDS	62/534	82/639			D. McCourty	2	62	31.0	43t	1						
FUMBLES/BALL LOST	19/5	11/4			Phillips	2	5	2.5	5	0						
TOUCHDOWNS	36	41			Jones	2	0	0.0	0	0						
Rushing	20	17			Gilmore	1	15	15.0	15	0						
Passing	12	22			Bryant	1	0	0.0	0	0						
Returns	4	2			Winovich	1	0	0.0	0	0						
* SCORE BY PERIODS	Q1	Q2	Q3	Q4	OT	PTS	TEAM	18	162	9.0	43t	1				
TEAM	38	104	82	102	0	326	OPPONENTS	14	256	18.3	79t	2				
OPPONENTS	69	115	86	83	0	353	* PUNTING	No.	Yds	Avg	Net	TB	In	Lg	B	
* SCORING	TD-Ru	Pa	Rt	K-PAT	FG	S	PTS	Bailey	55	2678	48.7	45.6	5	31	71	0
Folk	0	0	0	30/33	26/28	0	108	TEAM	55	2678	48.7	45.6	5	31	71	0
Newton	13	12	1	0	0	0	78	OPPONENTS	52	2390	46.0	37.9	3	18	65	0
Burkhead	6	3	3	0	0	0	36	* PUNT RETURNS	Ret	FC	Yds	Avg	Long	TD		
White	3	2	1	0	0	0	18	Olszewski	20	11	346	17.3	70t	1		
Harris	2	2	0	0	0	0	12	Byrd	2	5	0	0.0	0	0		
Harry	2	0	2	0	0	0	12	Taylor	1	0	11	11.0	11	0		
D. McCourty	2	0	0	2	0	0	12	TEAM	23	16	357	15.5	70t	1		
Michel	2	1	1	0	0	0	12	OPPONENTS	12	18	71	5.9	20	0		
Olszewski	2	0	1	1	0	0	12	* KICKOFF RETURNS	No.	Yds	Avg	Long	TD			
Asiasi	1	0	1	0	0	0	6	Olszewski	18	418	23.2	33	0			
Byrd	1	0	1	0	0	0	6	Moncrief LG	7	165	23.6	53	0			
Johnson	1	0	1	0	0	0	6	Moncrief TM	7	165	23.6	53	0			
Thomas LG	1	0	1	0	0	0	6	Taylor	4	87	21.8	28	0			
Wise	1	0	0	1	0	0	6	Dugger	2	47	23.5	30	0			
Meyers	0	0	0	0	0	0	2	TEAM	31	717	23.1	53	0			
TEAM	36	20	12	4	30/33	26/28	0	326	OPPONENTS	32	680	21.3	49	0		
OPPONENTS	41	17	22	2	37/39	22/27	0	353	* FIELD GOALS	1-19	20-29	30-39	40-49	50+		
2-Pt Conv: Meyers, TM 1-3, OPP 2-2									Folk	0/0	6/6	7/7	11/12	2/3		
SACKS: Winovich 5.5, A. Butler 4, Wise 2.5, Calhoun 2, Guy 2, Simon 2, Bentley 1.5, Rivers TM 1.5, Cowart 1, Phillips 1, Uche 1, TM 24, OPP 37									TEAM	0/0	6/6	7/7	11/12	2/3		
FUM/LOST: Newton 6/1, Byrd 3/0, Ferentz 1/0, Harris 1/0, Harry 1/1, Hoyer 1/1, Izzo 1/1, Johnson 1/0, Keene 1/0, Meyers 1/1, Olszewski 1/0, White 1/0									OPPONENTS	0/0	8/8	5/5	6/9	3/5		
									Folk:	(45N) (51N,25G) (33G,23G,32G) (43G) (41G,38G) (40G,41G) (43G,33G) (45G,29G,51G) (20G) (45G,36G) (22G,50G) (32G) (29G) (45G,36G,45G,42G) (45G) ()						
									OPP:	(46G) () (29G,41N,25G) (23G,39G) (45G,44G,27G,52G,20G,54G) (41G,32G) (28G) (35G,50G) (24G) (36G,46G) (47G,45N) (46N,58B) (35G) (52N) (22G) ()						

* PASSING	Att	Cmp	Yds	Cmp%	Yds/Att	TD	TD%	Int	Int%	Long	Sack/Lost	Rating
Newton	368	242	2657	65.8	7.22	8	2.2	10	2.7	50	31/195	82.9
Stidham	44	22	256	50.0	5.82	2	4.5	3	6.8	38t	4/21	54.7
Hoyer	24	15	130	62.5	5.42	0	0.0	1	4.2	25	2/18	59.4
Edelman	2	2	38	100.0	19.00	0	0.0	0	0.0	22	0/0	118.8
Meyers	2	2	43	100.0	21.50	2	100.0	0	0.0	24t	0/0	158.3
TEAM	440	283	3124	64.3	7.10	12	2.7	14	3.2	50	37/234	81.1
OPPONENTS	494	333	3722	67.4	7.53	22	4.5	18	3.6	54t	24/165	89.3

NEW YORK JETS / WEEK 17 / THROUGH SUNDAY, JANUARY 3, 2021

WON 2, LOST 14							No.	Yds	Avg	Long	TD
09/13 L 17-27	at Buffalo						187	653	3.5	17	2
09/20 L 13-31	San Francisco						54	254	4.7	34	1
09/27 L 7-36	at Indianapolis	7,480					54	254	4.7	34	1
10/01 L 28-37	Denver						64	232	3.6	20	2
10/11 L 10-30	Arizona						37	217	5.9	46t	2
10/18 L 0-24	at Miami	10,772					29	157	5.4	25	2
10/25 L 10-18	Buffalo						19	74	3.9	13	0
11/01 L 9-35	at Kansas City	11,932					3	29	9.7	15	0
11/09 L 27-30	New England						6	22	3.7	9	0
11/22 L 28-34	at L.A. Chargers						1	14	14.0	14	0
11/29 L 3-20	Miami						3	13	4.3	5	0
12/06 L 28-31	Las Vegas						1	12	12.0	12	0
12/13 L 3-40	at Seattle						1	6	6.0	6	0
12/20 W 23-20	at L.A. Rams						1	0	0.0	0	0
12/27 W 23-16	Cleveland						406	1683	4.1	46t	9
01/03 L 14-28	at New England						445	1792	4.0	80t	16

NY-J Opp. \* RECEIVING

TOTAL FIRST DOWNS	269	381					No.	Yds	Avg	Long	TD
Rushing	94	100					59	699	11.8	69t	6
Passing	146	235					37	394	10.6	43t	3
Penalty	29	46					31	287	9.3	26	3
3rd Down: Made/Att	70/206	90/202					30	505	16.8	53	3
3rd Down Pct.	34.0	44.6					23	357	15.5	30	0
4th Down: Made/Att	7/18	5/12					17	167	9.8	21	0
4th Down Pct.	38.9	41.7					16	99	6.2	18t	1
POSSESSION AVG.	27:54	32:06					16	89	5.6	9	0
TOTAL NET YARDS	4479	6201					14	118	8.4	27	0
Avg. Per Game	279.9	387.6					11	63	5.7	14	0
Total Plays	948	1081					9	86	9.6	23	0
Avg. Per Play	4.7	5.7					9	67	7.4	21	0
NET YARDS RUSHING	1683	1792					6	29	4.8	11	0
Avg. Per Game	105.2	112.0					4	16	4.0	13	0
Total Rushes	406	445					3	39	13.0	30	0
NET YARDS PASSING	2796	4409					2	35	17.5	19	0
Avg. Per Game	174.8	275.6					2	31	15.5	18	0
Sacked/Yards Lost	43/319	31/186					1	16	16.0	16	0
Gross Yards	3115	4595					1	13	13.0	13	0
Att./Completions	499/292	605/418					1	5	5.0	5	0
Completion Pct.	58.5	69.1					292	3115	10.7	69t	16
Had Intercepted	14	10					418	4595	11.0	54	34

PUNTS/AVERAGE 82/43.9 54/42.1 \* INTERCEPTIONS

NET PUNTING AVG.	82/37.2	54/38.3					No.	Yds	Avg	Long	TD
PENALTIES/YARDS	101/952	99/899					3	58	19.3	35t	1
FUMBLES/BALL LOST	8/5	22/9					2	15	7.5	13	0
TOUCHDOWNS	26	53					2	0	0.0	0	0
Rushing	9	16					1	21	21.0	21	0
Passing	16	34					1	20	20.0	20	0
Returns	1	3					10	134	13.4	35t	1

\* SCORE BY PERIODS Q1 Q2 Q3 Q4 OT PTS OPPONENTS

TEAM	59	67	64	53	0	243									
OPPONENTS	100	141	103	113	0	457									
* SCORING	TD-Ru-Pa-Rt	K-PAT	FG	S	PTS	TEAM	82	3598	43.9	37.2	5	19	60	0	
Ficken	0	0	0	12/15	13/15	0	51	2272	42.1	38.3	6	22	65	2	
Crowder	6	0	6	0	0	36									
Castillo	0	0	0	6/7	8/13	0	30	10	24	86	8.6	18	0	0	
Berrios	3	0	3	0	0	18									
Herndon	3	0	3	0	0	18									
Perriman	3	0	3	0	0	18									
McLaughlin LG	0	0	0	5/6	4/5	0	17	38	20	446	11.7	41	0	0	
McLaughlin TM	0	0	0	2/2	0/0	0	2								
Adams	2	2	0	0	0	0	12	21	505	24.0	66	0	0	0	
Darnold	2	2	0	0	0	0	12	12	314	26.2	66	0	0	0	
Gore	2	2	0	0	0	0	12	9	167	18.6	28	0	0	0	
Johnson LG	2	1	1	0	0	0	12	7	140	20.0	40	0	0	0	
Johnson TM	2	1	1	0	0	0	12	5	94	18.8	25	0	0	0	
Perine	2	2	0	0	0	0	12	5	94	18.8	25	0	0	0	
Desir TM	1	0	0	1	0	0	6	2	43	21.5	27	0	0	0	
Luvu	0	0	0	0	1	2	0	2	22	11.0	18	0	0	0	
Mims	0	0	0	0	0	2	0	2	23	11.5	16	0	0	0	
TEAM	26	9	16	1	20/24	21/28	1	243	1	8	8.0	8	0	0	0
OPPONENTS	53	16	34	3	50/52	29/35	1	457	41	811	19.8	66	0	0	0

2-Pt Conv: Mims, TM 1-2, OPP 0-1

SACKS: Williams 7, Basham 3.5, \* FIELD GOALS

Franklin-Myers 3, Shepherd 2.5, Fatukasi 2, Ficken 0/0 5/5 6/6 1/1 1/3

Hewitt 2, Huff 2, Jenkins 1, Luvu 2, Maye 2, Castillo 0/0 1/2 3/4 2/5 2/2

Coley LG 1, Maulet 1, Poole 1, McLaughlin LG 0/0 1/1 1/1 1/1 1/2

H. Anderson 0.5, Hager 0.5, TM 31, OPP 43 TEAM 0/0 6/7 9/10 3/6 3/5

FUM/LOST: Darnold 4/2, Herndon 2/2, OPPONENTS 1/1 6/6 1/4 15/17 6/7

Flacco 1/0, Gore 1/1 Ficken: (31G) (41G,25G) () (26G,38G,32G,54G,36G)

(26G) (55N) () () () () () (39G,25G,21G) (50B,34G) ()

Castillo: () () () () () (29G) (39G,55G,48G,47B)

(35G,50G) () (38G,29N) () (45G,37N,41N,43N) () () ()

McLaughlin: () () () () () () () () () () () ()

TM: (31G) (41G,25G) () (26G,38G,32G,54G,36G) (26G)

(55N) (29G) (39G,55G,48G,47B) (35G,50G) () (38G,29N)

() (45G,37N,41N,43N) (39G,25G,21G) (50B,34G) ()

OPP: (38N,34N,22G,19G) (46G) (42G,41N,41G) (40G,

54G,53G) (47G) (24G) (45N,53G,48G,46G,37G,37N,29G,

40G) () (45G,29G,51G) (44G,23G) (54G,51G) (48G) (41G,

29G) (45G,42G) (44G,61N) ()

\* PASSING

Darnold Att Cmp Yds Cmp% Yds/Att TD TD% Int Int% Long Sack/Lost Rating

Flacco 134 74 864 55.2 6.45 6 4.5 3 2.2 52 7/ 69 80.6

Crowder 1 1 43 100.0 43.00 1 100.0 0 0.0 43t 0/ 0 158.3

J. Smith 0 0 0 --- --- 0 --- 0 --- --- 1/ 16 ---

TEAM 499 292 3115 58.5 6.24 16 3.2 14 2.8 69t 43/ 319 75.9

OPPONENTS 605 418 4595 69.1 7.60 34 5.6 10 1.7 54 31/ 186 103.2

**PITTSBURGH STEELERS / WEEK 17 / THROUGH SUNDAY, JANUARY 3, 2021**

WON 12, LOST 4				* RUSHING				No.	Yds	Avg	Long	TD						
09/14	W	26-16	at N.Y. Giants	Conner	169	721	4.3	59	6									
09/20	W	26-21	Denver	Snell	111	368	3.3	30	4									
09/27	W	28-21	Houston	McFarland	33	113	3.4	20	0									
10/11	W	38-29	Philadelphia	McCloud	4	65	16.3	58	0									
10/18	W	38-7	Cleveland	Samuels	9	28	3.1	6	0									
10/25	W	27-24	at Tennessee	Dobbs	2	20	10.0	13	0									
11/01	W	28-24	at Baltimore	Claypool	10	16	1.6	8	2									
11/08	W	24-19	at Dallas	D. Johnson	3	15	5.0	9	0									
11/15	W	36-10	Cincinnati	Roethlisberger	25	11	0.4	11	0									
11/22	W	27-3	at Jacksonville	Rudolph	7	-6	-0.9	1	0									
12/02	W	19-14	Baltimore	TEAM	373	1351	3.6	59	12									
12/07	L	17-23	Washington	OPPONENTS	414	1783	4.3	74t	13									
12/13	L	15-26	at Buffalo	* RECEIVING	No.	Yds	Avg	Long	TD									
12/21	L	17-27	at Cincinnati	Smith-Schuster	10,249	97	831	8.6	31t	9								
12/27	W	28-24	Indianapolis	D. Johnson	88	923	10.5	47	7									
01/03	L	22-24	at Cleveland	Claypool	11,989	62	873	14.1	84t	9								
			Pitt.	Opp.	Ebron	56	558	10.0	27	5								
					Conner	35	215	6.1	18	0								
TOTAL FIRST DOWNS				322	281	Conner	35	215	6.1	18	0							
					Rushing	81	94	Washington	30	392	13.1	50t	5					
					Passing	206	163	McCloud	20	77	3.9	13	0					
					Penalty	35	24	McDonald	15	99	6.6	15	0					
					3rd Down: Made/Att	97/230	83/222	Snell	10	61	6.1	14	0					
					3rd Down Pct.	42.2	37.4	Samuels	9	46	5.1	12	0					
					4th Down: Made/Att	10/19	5/20	McFarland	6	54	9.0	17	0					
					4th Down Pct.	52.6	25.0	TEAM	428	4129	9.6	84t	35					
POSSESSION AVG.				30:49	29:11	OPPONENTS	298	3494	11.7	73t	22							
TOTAL NET YARDS				5354	4893	* INTERCEPTIONS	No.	Yds	Avg	Long	TD							
					Avg. Per Game	334.6	305.8	Fitzpatrick	4	77	19.3	37	1					
					Total Plays	1043	996	Hilton	3	5	1.7	8	0					
					Avg. Per Play	5.1	4.9	Haden	2	38	19.0	24	1					
NET YARDS RUSHING				1351	1783	Te. Edmunds	2	11	5.5	7	0							
					Avg. Per Game	84.4	111.4	Nelson	2	3	1.5	3	0					
					Total Rushes	373	414	Spillane	1	33	33.0	33t	1					
NET YARDS PASSING				4003	3110	Williamson LG	1	21	21.0	21	0							
					Avg. Per Game	250.2	194.4	Highsmith	1	2	2.0	2	0					
					Sacked/Yards Lost	14/126	56/384	Heyward	1	0	0.0	0	0					
					Gross Yards	4129	3494	Sutton	1	0	0.0	0	0					
					Att./Completions	656/428	526/298	T. Watt	1	0	0.0	0	0					
					Completion Pct.	65.2	56.7	TEAM	18	169	9.4	37	3					
					Had Intercepted	11	18	OPPONENTS	11	221	20.1	53	1					
PUNTS/AVERAGE				77/45.1	81/45.7	* PUNTING	No.	Yds	Avg	Net	TB	In	Lg	B				
					NET PUNTING AVG.	77/39.6	81/41.0	Berry	57	2609	45.8	40.5	3	23	62			
					PENALTIES/YARDS	81/691	103/980	Colquitt TM	20	861	43.1	37.2	2	6	59			
FUMBLES/BALL LOST				22/7	18/9	TEAM	77	3470	45.1	39.6	5	29	62	0				
TOUCHDOWNS				50	36	OPPONENTS	81	3701	45.7	41.0	1	24	67	0				
					Rushing	12	13	* PUNT RETURNS	Ret	FC	Yds	Avg	Long	TD				
					Passing	35	22	McCloud	29	19	298	10.3	57	0				
					Returns	3	1	D. Johnson	8	2	58	7.3	18	0				
					* SCORE BY PERIODS	Q1	Q2	Q3	Q4	OT	PTS							
					TEAM	62	154	68	132	0	416	TEAM	37	22	356	9.6	57	0
					OPPONENTS	54	115	66	77	0	312	OPPONENTS	32	27	320	10.0	73	0
					* SCORING	TD-Ru-Pa-Rt	K-PAT	FG	S	PTS	* KICKOFF RETURNS	No.	Yds	Avg	Long	TD		
					Boswell	0	0	0	34/38	19/20	0	91	McCloud	28	646	23.1	49	0
					Claypool	11	2	9	0	0	66	D. Johnson	1	24	24.0	24	0	
					Smith-Schuster	9	0	9	0	0	56	TEAM	29	670	23.1	49	0	
					D. Johnson	7	0	7	0	0	42	OPPONENTS	41	908	22.1	64	0	
					Conner	6	6	0	0	0	36	* FIELD GOALS	1-19	20-29	30-39	40-49	50+	
					Ebron	5	0	5	0	0	32	Boswell	0/0	5/5	6/6	7/8	1/1	
					Washington	5	0	5	0	0	30	Wright	0/0	1/1	1/1	2/2	0/0	
					Snell	4	4	0	0	0	24	TEAM	0/0	6/6	7/7	9/10	1/1	
					Wright	0	0	0	0	7/7	4/4	19	OPPONENTS	0/0	5/5	6/6	7/8	2/5
					Fitzpatrick	1	0	0	1	0	6	Boswell: (41G,36G) (21G) (33G,26G) (41G) (35G) (38G,						
					Haden	1	0	0	1	0	6	30G) () (59G,43G) (41G,30G,45G) (45N,44G,47G) (25G,						
					Spillane	1	0	0	1	0	6	27G) () (25G) () ()						
					D. Watt	0	0	0	0	1	2	Wright: () () () () () () () () (37G) () () (29G,						
					TEAM	50	12	35	3	41/45	23/24	1	416	46G,46G)				
					OPPONENTS	36	13	22	1	32/33	20/24	0	312	OPP: (21G) (49G,58N,28G) () (57N) () (51G,45N) (51G)				
					2-Pt Conv: Ebron, Smith-Schuster, TM 2-5,									(38G,44G,45G,39G) (37G) (41G) () (49G,45G,45G) (34G,				
					OPP 2-3									23G) (34G,55N,33G) (28G) (23G)				
SACKS: T. Watt 15, Tuitt 11, Dupree 8, Heyward 4, Hilton 3, V. Williams 3, Alualu 2,																		
Highsmith 2, Spillane 2, Bush 1, Te. Edmunds 1, Elliott 1, Sutton 1, Williamson LG 1, Williamson TM 1, Wormley 1, TM 56, OPP 14																		
FUM/LOST: Roethlisberger 5/1, Claypool 3/1, Smith-Schuster 3/1, Conner 2/0, D. Johnson 2/1, McCloud 2/1, Snell 2/1, Ebron 1/1,																		
Hassenauer 1/0, Pouncey 1/0																		
* PASSING				Att	Cmp	Yds	Cmp%	Yds/Att	TD	TD%	Int	Int%	Long	Sack/Lost	Rating			
				Roethlisberger	608	399	3803	65.6	6.25	33	5.4	10	1.6	84t	13/118	94.1		
				Rudolph	43	25	324	58.1	7.53	2	4.7	1	2.3	47	1/8	87.7		
				Dobbs	5	4	2	80.0	0.40	0	0.0	0	0.0	3	0/0	79.2		
				TEAM	656	428	4129	65.2	6.29	35	5.3	11	1.7	84t	14/126	93.5		
				OPPONENTS	526	298	3494	56.7	6.64	22	4.2	18	3.4	73t	56/384	76.7		





ARIZONA CARDINALS / WEEK 17 / THROUGH SUNDAY, JANUARY 3, 2021

WON 8, LOST 8		* RUSHING		No.	Yds	Avg	Long	TD						
09/13	W 24-20	at San Francisco	Drake	239	955	4.0	69t	10						
09/20	W 30-15	Washington	K. Murray	133	819	6.2	48	11						
09/27	L 23-26	Detroit	Edmonds	97	448	4.6	32	1						
10/04	L 21-31	at Carolina	5,120 Streveler	4	15	3.8	12	0						
10/11	W 30-10	at N.Y. Jets	Kirk	2	3	1.5	3	0						
10/19	W 38-10	at Dallas	25,174 Foster	2	2	1.0	2	0						
10/25	W 37-34	OT Seattle	1,200 Hopkins	1	1	1.0	1	0						
11/08	L 31-34	Miami	4,200 Isabella	1	-6	-6.0	-6	0						
11/15	W 32-30	Buffalo	4,200 TEAM	479	2237	4.7	69t	22						
11/19	L 21-28	at Seattle	OPPONENTS	436	2008	4.6	38t	13						
11/29	L 17-20	at New England	* RECEIVING	No.	Yds	Avg	Long	TD						
12/06	L 28-38	L.A. Rams	Hopkins	115	1407	12.2	60	6						
12/13	W 26-7	at N.Y. Giants	Fitzgerald	54	409	7.6	18	1						
12/20	W 33-26	Philadelphia	Edmonds	53	402	7.6	30	4						
12/26	L 12-20	San Francisco	Kirk	48	621	12.9	80t	6						
01/03	L 7-18	at L.A. Rams	Arnold	31	438	14.1	59t	4						
		Ariz.	Opp.	Drake	25	137	5.5	18	0					
				Isabella	21	224	10.7	54	2					
TOTAL FIRST DOWNS	381	363	Isabella	15	173	11.5	45	0						
Rushing	136	118	K. Johnson	8	102	12.8	42	1						
Passing	211	207	Williams	8	92	11.5	31	1						
Penalty	34	38	Daniels	5	50	10.0	26	0						
3rd Down: Made/Att	80/202	80/202	Sherfield	1	26	26.0	26	0						
3rd Down Pct.	39.6	39.6	Turner	1	11	11.0	11t	1						
4th Down: Made/Att	17/25	14/21	Jon. Ward	1	7	7.0	7	0						
4th Down Pct.	68.0	66.7	Foster	1	3	3.0	3t	1						
POSSESSION AVG.	28:46	31:14	Thomas	387	4102	10.6	80t	27						
TOTAL NET YARDS	6153	5631	TEAM	365	3949	10.8	76t	26						
Avg. Per Game	384.6	351.9	OPPONENTS	No.	Yds	Avg	Long	TD						
Total Plays	1083	1054	* INTERCEPTIONS	3	13	4.3	13	0						
Avg. Per Play	5.7	5.3	Kirkpatrick	3	7	2.3	7	0						
NET YARDS RUSHING	2237	2008	P. Peterson	2	90	45.0	90	0						
Avg. Per Game	139.8	125.5	Baker	1	12	12.0	12	0						
Total Rushes	479	436	Simmons	1	6	6.0	6	0						
NET YARDS PASSING	3916	3623	Hicks	1	5	5.0	5	0						
Avg. Per Game	244.8	226.4	Joseph	1	1	1.0	1	0						
Sacked/Yards Lost	29/186	48/326	Golden	1	1	1.0	1	0						
Gross Yards	4102	3949	Golden	1	1	1.0	1	0						
Att./Completions	575/387	570/365	TEAM	11	129	11.7	90	0						
Completion Pct.	67.3	64.0	OPPONENTS	13	229	17.6	84t	2						
Had Intercepted	13	11	* PUNTING	No.	Yds	Avg	Net	TB	In	Lg	B			
PUNTS/AVERAGE	58/44.8	67/44.6	Lee	58	2600	44.8	39.6	5	21	61	0			
NET PUNTING AVG.	58/39.6	67/40.1	TEAM	58	2600	44.8	39.6	5	21	61	0			
PENALTIES/YARDS	113/868	104/841	OPPONENTS	67	2985	44.6	40.1	8	25	66	2			
FUMBLES/BALL LOST	22/8	19/10	* PUNT RETURNS	Ret	FC	Yds	Avg	Long	TD					
TOUCHDOWNS	49	42	Kirk	22	10	132	6.0	24	0					
Rushing	22	13	Murphy	2	1	3	1.5	3	0					
Passing	27	26	Isabella	1	4	1	1.0	1	0					
Returns	0	3	TEAM	25	15	136	5.4	24	0					
* SCORE BY PERIODS	Q1	Q2	Q3	Q4	OT	PTS	OPPONENTS	22	20	201	9.1	58	0	
TEAM	98	109	90	110	3	410	* KICKOFF RETURNS	No.	Yds	Avg	Long	TD		
OPPONENTS	72	128	70	97	0	367	Edmonds	18	417	23.2	54	0		
* SCORING	TD-Ru-Pa-Rt	K-PAT	FG	S	PTS	Foster	2	49	24.5	28	0			
Gonzalez	0	0	0	38/39	16/22	0	86	Isabella	2	30	15.0	15	0	
K. Murray	11	11	0	0	0	66	Daniels	1	9	9.0	9	0		
Drake	10	10	0	0	0	60	Kirk	1	20	20.0	20	0		
Hopkins	6	0	6	0	0	36	TEAM	24	525	21.9	54	0		
Kirk	6	0	6	0	0	36	OPPONENTS	46	895	19.5	53	0		
Edmonds	5	1	4	0	0	30	* FIELD GOALS	1-19	20-29	30-39	40-49	50+		
Nugent	0	0	0	0	7/7	7/8	0	28	Gonzalez	0/0	4/4	2/2	8/13	2/3
Arnold	4	0	4	0	0	24	Nugent	0/0	1/1	4/5	2/2	0/0		
Isabella	2	0	2	0	0	12	TEAM	0/0	5/5	6/7	10/15	2/3		
Daniels	1	0	1	0	0	6	OPPONENTS	0/0	9/9	6/8	3/5	7/8		
Fitzgerald	1	0	1	0	0	6	Gonzalez:	(52N,56G,49N)	(49G,33G,28G)	(54G)	( )	(47G)		
Thomas	1	0	1	0	0	6	(26G)	(49G,44G,41N,48G)	(37G,49N)	(23G,42G,21G,45G)				
Jon. Ward	1	0	1	0	0	6	( )	(47G,45N)	(48N)	( )	( )	( )		
Williams	1	0	1	0	0	6	Nugent:	( )	( )	( )	( )	( )		
TEAM	49	22	27	0	45/46	23/30	1	410	30G)	(40G)	(27G,43G)	(37B)		
OPPONENTS	42	13	26	3	36/38	25/30	2	367	OPP:	(52G,24G)	(24G)	(37G,24G,35G,39G)	(27G,42N)	
2-Pt Conv: TM	0-3,	OPP	0-4						(26G)	(34G,58N)	(41G,44G)	(56G,50G)	(54G,55G,58G)	
SACKS:	Reddick	12.5,	Gardeck	7,					(27G,41G)	(22G,50G)	(39G,37N)	( )	( )	
Golden	LG	4.5,	Golden	TM	3,	Kennard	3,							
Blackson	2.5,	Allen	2,	Baker	2,	Campbell	2,							
Coley	TM	1,	Dogbe	1,	Fotu	1,	Cha. Jones	1,						
FUM/LOST:	K. Murray	9/4,	Drake	3/1,	Hopkins	3/2,	Arnold	2/1,						
Kirk	1/0,	Streveler	1/0											
* PASSING	Att	Cmp	Yds	Cmp%	Yds/Att	TD	TD%	Int	Int%	Long	Sack/Lost	Rating		
K. Murray	558	375	3971	67.2	7.12	26	4.7	12	2.2	80t	27/ 176	94.3		
Streveler	16	11	105	68.8	6.56	1	6.3	1	6.3	19	2/ 10	81.5		
Lee	1	1	26	100.0	26.00	0	0.0	0	0.0	26	0/ 0	118.8		
TEAM	575	387	4102	67.3	7.13	27	4.7	13	2.3	80t	29/ 186	94.1		
OPPONENTS	570	365	3949	64.0	6.93	26	4.6	11	1.9	76t	48/ 326	91.5		

ATLANTA FALCONS / WEEK 17 / THROUGH SUNDAY, JANUARY 3, 2021

WON 4, LOST 12		* RUSHING		No.	Yds	Avg	Long	TD	
09/13 L 25-38	Seattle		Gurley	195	678	3.5	35t	9	
09/20 L 39-40	at Dallas	21,708	Hill	100	465	4.7	62	1	
09/27 L 26-30	Chicago		I. Smith	63	268	4.3	24	1	
10/05 L 16-30	at Green Bay		Ryan	29	92	3.2	16	2	
10/11 L 16-23	Carolina	6,656	Gage	2	9	4.5	11	0	
10/18 W 40-23	at Minnesota		Powell	2	7	3.5	4	0	
10/25 L 22-23	Detroit	7,796	K. Smith	4	7	1.8	3	0	
10/29 W 25-17	at Carolina	5,240	Brooks-James	3	4	1.3	4	0	
11/08 W 34-27	Denver	7,665	Ollison	1	3	3.0	3	0	
11/22 L 9-24	at New Orleans	6,000	Neasman	1	2	2.0	2	0	
11/29 W 43- 6	Las Vegas	9,124	Ridley	5	1	0.2	8	0	
12/06 L 16-21	New Orleans	8,713	Zaccheaus	1	0	0.0	0	0	
12/13 L 17-20	at L.A. Chargers		Schaub	3	-4	-1.3	-1	0	
12/20 L 27-31	Tampa Bay	10,703	TEAM	409	1532	3.7	62	13	
12/27 L 14-17	at Kansas City	13,470	OPPONENTS	380	1677	4.4	45	15	
01/03 L 27-44	at Tampa Bay	16,009	* RECEIVING						
	Atl.	Opp.	Ridley	90	1374	15.3	63	9	
			Gage	72	786	10.9	35	4	
TOTAL FIRST DOWNS	366	367	Hurst	56	571	10.2	42t	6	
Rushing	86	97	J. Jones	51	771	15.1	44	3	
Passing	243	239	Hill	25	199	8.0	26	0	
Penalty	37	31	Gurley	25	164	6.6	26	0	
3rd Down: Made/Att	97/221	80/195	Zaccheaus	20	274	13.7	51t	1	
3rd Down Pct.	43.9	41.0	I. Smith	17	75	4.4	17	0	
4th Down: Made/Att	15/26	10/23	Blake	13	141	10.8	25	0	
4th Down Pct.	57.7	43.5	Powell	12	69	5.8	13	2	
POSSESSION AVG.	30:42	29:18	K. Smith	11	59	5.4	13	0	
TOTAL NET YARDS	5895	6374	Stocker	7	63	9.0	25	0	
Avg. Per Game	368.4	398.4	Treadwell	6	49	8.2	14	2	
Total Plays	1078	1034	Graham	3	25	8.3	11	0	
Avg. Per Play	5.5	6.2	TEAM	408	4620	11.3	63	27	
NET YARDS RUSHING	1532	1677	OPPONENTS	425	4918	11.6	58	34	
Avg. Per Game	95.8	104.8	* INTERCEPTIONS						
Total Rushes	409	380	No. Yds	Avg	Long	TD			
NET YARDS PASSING	4363	4697	Wreh-Wilson	3	26	8.7	23	0	
Avg. Per Game	272.7	293.6	D. Jones	2	84	42.0	67t	1	
Sacked/Yards Lost	41/257	29/221	Oluokun	2	65	32.5	51	0	
Gross Yards	4620	4918	Ri. Allen	2	29	14.5	19	0	
Att./Completions	628/408	625/425	Dennard	1	0	0.0	0	0	
Completion Pct.	65.0	68.0	Neal	1	0	0.0	0	0	
Had Intercepted	11	12	Terrell	1	0	0.0	0	0	
PUNTS/AVERAGE	56/42.5	54/45.7	TEAM	12	204	17.0	67t	1	
NET PUNTING AVG.	56/39.3	54/41.8	OPPONENTS	11	40	3.6	20	0	
PENALTIES/YARDS	83/736	91/800	* PUNTING						
FUMBLES/BALL LOST	16/7	21/9	No. Yds	Avg	Net	TB	In	Lg	
TOUCHDOWNS	41	49	Hofrichter	56	2381	42.5	39.3	2	
Rushing	13	15	TEAM	56	2381	42.5	39.3	2	
Passing	27	34	OPPONENTS	54	2468	45.7	41.8	3	
Returns	1	0	* PUNT RETURNS						
* SCORE BY PERIODS	Q1	Q2	Q3	Q4	OT	PTS			
TEAM	91	131	70	104	0	396	Ret	FC	
OPPONENTS	68	100	96	150	0	414	Yds	Avg	
* SCORING	TD-Ru-Pa-Rt	K-PAT	FG	S	PTS				
Koo	0	0	0	33/36	37/39	0	144	29	
Ridley	9	0	9	0	0	56	Rowland	2	
Gurley	9	9	0	0	0	54	Graham	1	
Hurst	6	0	6	0	0	36	TEAM	20	
Gage	4	0	4	0	0	24	OPPONENTS	43	
J. Jones	3	0	3	0	0	18	* FIELD GOALS	1-19	
Powell	2	0	2	0	0	12	Koo	0/ 0	
Ryan	2	2	0	0	0	12	Fry	0/ 0	
Treadwell	2	0	2	0	0	12	TEAM	0/ 0	
Hill	1	1	0	0	0	6	OPPONENTS	0/ 0	
D. Jones	1	0	0	1	0	6	Koo:	(49G, 49G) (42G, 27G, 41G, 32G) (29G, 36G, 48N) ( )	
I. Smith	1	1	0	0	0	6	(46G, 31G, 54G) (50G, 21G, 47G, 43G) ( ) (20G, 37G, 36G,		
Zaccheaus	1	0	1	0	0	6	29G) (52G, 35G) (28G, 51G, 52G) (38G, 39G, 30G, 29G, 54G)		
Fry	0	0	0	1/ 2	1/ 1	0	4	(53G, 30G, 28G) (45G) (32G, 52G) (39N) (22G, 21G)	
TEAM	41	13	27	1	34/38	38/40	0	396	
OPPONENTS	49	15	34	0	44/45	24/28	0	414	
2-Pt Conv: Ridley, TM 1-3, OPP 2-4									
SACKS: D. Jones 4.5, Jarrett 4, Fowler 3,									
C. Harris 3, Means 3, Oluokun 3, Bailey 1.5, Cominsky 1, McKinley TM 1, Neal 1, Neasman 1,									
Oliver 1, Tuioti-Mariner 1, Davison 0.5, Ja. Hawkins 0.5, TM 29, OPP 41									
FUM/LOST: Ryan 6/3, Gurley 2/0, Hill 2/1, Powell 2/1, Neasman 1/1, Oluokun 1/0, Ridley 1/1,									
I. Smith 1/0									
* PASSING	Att	Cmp	Yds	Cmp%	Yds/Att	TD	TD%	Int	
Ryan	626	407	4581	65.0	7.32	26	4.2	11	
Gage	2	1	39	50.0	19.50	1	50.0	0	
TEAM	628	408	4620	65.0	7.36	27	4.3	11	
OPPONENTS	625	425	4918	68.0	7.87	34	5.4	12	

**CAROLINA PANTHERS / WEEK 17 / THROUGH SUNDAY, JANUARY 3, 2021**

WON 5, LOST 11				* RUSHING		No.	Yds	Avg	Long	TD						
09/13	L 30-34	Las Vegas		Davis		165	642	3.9	25	6						
09/20	L 17-31	at Tampa Bay		Bridgewater		53	279	5.3	18t	5						
09/27	W 21-16	at L.A. Chargers		McCaffrey		59	225	3.8	15	5						
10/04	W 31-21	Arizona	5,120	Samuel		41	200	4.9	45	2						
10/11	W 23-16	at Atlanta	6,656	Smith		41	156	3.8	13	1						
10/18	L 16-23	Chicago	5,240	Bonnafoon		12	69	5.8	22	0						
10/25	L 24-27	at New Orleans	3,000	Cannon		10	33	3.3	13	0						
10/29	L 17-25	Atlanta	5,240	Chinn		2	29	14.5	28	0						
11/08	L 31-33	at Kansas City	12,073	Stevens LG		4	24	6.0	10	0						
11/15	L 23-46	Tampa Bay	5,815	Stevens TM		4	24	6.0	10	0						
11/22	W 20- 0	Detroit	5,546	Moore		2	22	11.0	21	0						
11/29	L 27-28	at Minnesota		Anderson		4	15	3.8	11	0						
12/13	L 27-32	Denver	5,768	Armah		6	9	1.5	3	0						
12/19	L 16-24	at Green Bay		Hartsfield		2	2	1.0	2	0						
12/27	W 20-13	at Washington		Zylstra		1	1	1.0	1	0						
01/03	L 7-33	New Orleans	1,500	Walker		5	-2	-4	2	0						
		Car.	Opp.	TEAM		407	1704	4.2	45	19						
TOTAL FIRST DOWNS		335	360	OPPONENTS		408	1936	4.7	98t	17						
Rushing		110	114	* RECEIVING		No.	Yds	Avg	Long	TD						
Passing		192	211	Anderson		95	1096	11.5	75t	3						
Penalty		33	35	Samuel		77	851	11.1	44	3						
3rd Down: Made/Att	76/195	98/199	Moore		66	1193	18.1	74t	4							
3rd Down Pct.	39.0	49.2	Davis		59	373	6.3	23	2							
4th Down: Made/Att	15/27	6/10	I. Thomas		20	145	7.3	21	1							
4th Down Pct.	55.6	60.0	McCaffrey		17	149	8.8	24	1							
POSSESSION AVG.	30:59	29:01	Smith		9	59	6.6	12	0							
TOTAL NET YARDS	5592	5761	Manhertz		6	52	8.7	17	0							
Avg. Per Game	349.5	360.1	Cooper		5	73	14.6	32	0							
Total Plays	993	1022	Armah		5	18	3.6	14	0							
Avg. Per Play	5.6	5.6	S. Roberts TM		4	31	7.8	12	0							
NET YARDS RUSHING	1704	1936	Zylstra		3	35	11.7	28	0							
Avg. Per Game	106.5	121.0	Cannon		3	16	5.3	19	0							
Total Rushes	407	408	Bonnafoon		2	18	9.0	15	1							
NET YARDS PASSING	3888	3825	Kirkwood		1	13	13.0	13	0							
Avg. Per Game	243.0	239.1	Thompson		1	7	7.0	7t	1							
Sacked/Yards Lost	36/241	29/199	TEAM		373	4129	11.1	75t	16							
Gross Yards	4129	4024	OPPONENTS		398	4024	10.1	50	28							
Att./Completions	550/373	585/398	* INTERCEPTIONS		No.	Yds	Avg	Long	TD							
Completion Pct.	67.8	68.0	Jackson		3	110	36.7	66	0							
Had Intercepted	16	7	Boston		1	0	0.0	0	0							
PUNTS/AVERAGE	45/46.3	51/43.8	Burris		1	0	0.0	0	0							
NET PUNTING AVG.	45/40.8	51/40.7	Chinn		1	0	0.0	0	0							
PENALTIES/YARDS	95/752	85/713	Whitehead		1	0	0.0	0	0							
FUMBLES/BALL LOST	13/5	22/15	TEAM		7	110	15.7	66	0							
TOUCHDOWNS	38	46	OPPONENTS		16	116	7.3	48	0							
Rushing	19	17	* PUNTING		No.	Yds	Avg	Net	TB	In	Lg	B				
Passing	16	28	Charlton		45	2082	46.3	40.8	3	21	67	0				
Returns	3	1	TEAM		45	2082	46.3	40.8	3	21	67	0				
* SCORE BY PERIODS	Q1	Q2	Q3	Q4	OT	PTS	OPPONENTS		51	2233	43.8	40.7	2	22	65	0
TEAM	89	107	58	96	0	350	* PUNT RETURNS		Ret	FC	Yds	Avg	Long	TD		
OPPONENTS	85	117	80	120	0	402	Cooper		20	18	117	5.9	20	0		
* SCORING	TD-Ru-Pa-Rt	K-PAT	FG	S	PTS	TEAM		20	18	117	5.9	20	0			
Slye	0	0	0	33/36	29/36	0	120	OPPONENTS		18	16	184	10.2	83t	1	
Davis	8	6	2	0	0	48	* KICKOFF RETURNS		No.	Yds	Avg	Long	TD			
McCaffrey	6	5	1	0	0	36	Cooper		18	430	23.9	38	0			
Bridgewater	5	5	0	0	0	30	Cannon		10	298	29.8	98	0			
Samuel	5	2	3	0	0	30	Zylstra		1	6	6.0	6	0			
Moore	4	0	4	0	0	24	TEAM		29	734	25.3	98	0			
Anderson	3	0	3	0	0	20	OPPONENTS		7	144	20.6	29	0			
Chinn	2	0	0	2	0	12	* FIELD GOALS		1-19	20-29	30-39	40-49	50+			
Bonnafoon	1	0	1	0	0	6	Slye		0/ 0	11/12	10/10	7/ 8	1/ 6			
Smith	1	1	0	0	0	6	TEAM		0/ 0	11/12	10/10	7/ 8	1/ 6			
I. Thomas	1	0	1	0	0	6	OPPONENTS		0/ 0	8/ 8	8/ 8	7/ 8	6/ 7			
Thompson	1	0	1	0	0	6	Slye: (47G,46G,31G) (23G) (29G,24G,30G,22G,31G)									
Zylstra	1	0	0	1	0	6	(27G,42N) (38G,39G,22G) (21G,20G,54N,48G) (43G,65N)									
TEAM	38	19	16	3	33/36	29/36	0	350	(39G) (47G,51N,67N) (46G) (56G,37G) (28B,40G,21G,							
OPPONENTS	46	17	28	1	37/43	29/31	0	402	54N) (35G,26G) (36G,22G,33G) () ()							
2-Pt Conv: Anderson, TM	1-2,	OPP	1-3						OPP: (20G,54G) (33G) (41G) () (46G,31G,54G) (31G,55G,							
SACKS: Burns 9, Obada 5.5, Haynes 4,									31G) (41G,43G) (20G,37G,36G,29G) (39G,55G,48N) (23G,							
Gross-Matos 2.5, Brown 2, Kerr 2, Boston 1,									24G,21G,40G) (51N) (53G,25G) () (51G) (48G,26G) (33G,							
Chinn 1, Franklin 1, Roy 1, TM 29, OPP 36									48G)							
FUM/LOST: Bridgewater 6/3, Anderson 1/1,																
Cooper 1/0, Davis 1/1, Samuel 1/0,																
Smith 1/0, I. Thomas 1/0, Walker 1/0																
* PASSING	Att	Cmp	Yds	Cmp%	Yds/Att	TD	TD%	Int	Int%	Long	Sack/Lost	Rating				
Bridgewater	492	340	3733	69.1	7.59	15	3.0	11	2.2	75t	31/ 205	92.1				
Walker	56	32	368	57.1	6.57	1	1.8	5	8.9	52	4/ 31	45.8				
Charlton	1	1	28	100.0	28.00	0	0.0	0	0.0	28	1/ 5	118.8				
Moore	1	0	0	0.0	0.00	0	0.0	0	0.0	---	0/ 0	39.6				
TEAM	550	373	4129	67.8	7.51	16	2.9	16	2.9	75t	36/ 241	87.5				
OPPONENTS	585	398	4024	68.0	6.88	28	4.8	7	1.2	50	29/ 199	98.4				

**CHICAGO BEARS / WEEK 17 / THROUGH SUNDAY, JANUARY 3, 2021**

WON 8, LOST 8			* RUSHING	No.	Yds	Avg	Long	TD
09/13	W 27-23	at Detroit	Montgomery	247	1070	4.3	80t	8
09/20	W 17-13	N.Y. Giants	Patterson	64	232	3.6	13	1
09/27	W 30-26	at Atlanta	Trubisky	33	195	5.9	45	1
10/04	L 11-19	Indianapolis	Cohen	14	74	5.3	17	0
10/08	W 20-19	Tampa Bay	Pierce	6	34	5.7	23	1
10/18	W 23-16	at Carolina	Mooney	4	20	5.0	16	0
10/26	L 10-24	at L.A. Rams	A. Miller	2	12	6.0	9	0
11/01	L 23-26	OT New Orleans	Mingo	1	11	11.0	11	0
11/08	L 17-24	at Tennessee	Wims	1	2	2.0	2	0
11/16	L 13-19	Minnesota	Foles	16	1	0.1	7	1
11/29	L 25-41	at Green Bay	Nall	3	0	0.0	0	0
12/06	L 30-34	Detroit	Robinson	1	-1	-1.0	-1	0
12/13	W 36-7	Houston	Kmet	1	-3	-3.0	-3	0
12/20	W 33-27	at Minnesota	TEAM	393	1647	4.2	80t	12
12/27	W 41-17	at Jacksonville	OPPONENTS	438	1814	4.1	37	11
01/03	L 16-35	Green Bay	* RECEIVING	No.	Yds	Avg	Long	TD

	Chi.	Opp.	Robinson	102	1250	12.3	42	6
TOTAL FIRST DOWNS	335	331	Mooney	61	631	10.3	53	4
Rushing	93	104	Montgomery	54	438	8.1	28t	2
Passing	218	190	Graham	50	456	9.1	30	8
Penalty	24	37	A. Miller	49	485	9.9	34	2
3rd Down: Made/Att	71/205	80/210	Kmet	28	243	8.7	38	2
3rd Down Pct.	34.6	38.1	Patterson	21	132	6.3	25	0
4th Down: Made/Att	17/28	13/22	Nall	8	67	8.4	18	1
4th Down Pct.	60.7	59.1	De. Harris	7	45	6.4	9	0

POSSESSION AVG.	30:12	29:48	Wims	6	48	8.0	13	1
TOTAL NET YARDS	5302	5519	Cohen	6	41	6.8	20	0
Avg. Per Game	331.4	344.9	Ridley	4	39	9.8	18	0
Total Plays	1043	1020	Ginn	3	40	13.3	29	0
Avg. Per Play	5.1	5.4	L. Miller	2	6	3.0	7	0
NET YARDS RUSHING	1647	1814	Carter	1	8	8.0	8	0
Avg. Per Game	102.9	113.4	Massie	1	4	4.0	4	0
Total Rushes	393	438	TEAM	402	3925	9.8	53	26
NET YARDS PASSING	3655	3705	OPPONENTS	350	3939	11.3	72t	28

Avg. Per Game	228.4	231.6	* INTERCEPTIONS	No.	Yds	Avg	Long	TD
Sacked/Yards Lost	36/270	35/234	Ro. Smith	2	16	8.0	11	0
Gross Yards	3925	3939	Ta. Gipson	2	10	5.0	9	0
Att./Completions	614/402	547/350	K. Mack	1	33	33.0	33	0
Completion Pct.	65.5	64.0	Bush	1	10	10.0	10	0
Had Intercepted	16	10	Nichols	1	7	7.0	7	0
PUNTS/AVERAGE	64/45.7	63/45.5	Fuller	1	5	5.0	5	0
NET PUNTING AVG.	64/39.5	63/40.6	Houston-Carson	1	0	0.0	0	0
PENALTIES/YARDS	88/777	95/861	McManis	1	0	0.0	0	0
FUMBLES/BALL LOST	20/6	16/8	TEAM	10	81	8.1	33	0

TOUCHDOWNS	40	41	OPPONENTS	16	119	7.4	34	0
Rushing	12	11	* PUNTING	No.	Yds	Avg	Net	TB
Passing	26	28	O'Donnell	64	2924	45.7	39.5	5
Returns	2	2	TEAM	64	2924	45.7	39.5	5
* SCORE BY PERIODS	Q1	Q2	Q3	Q4	OT	PTS	OPPONENTS	63
TEAM	72	122	48	130	0	372	* PUNT RETURNS	Ret
OPPONENTS	71	115	93	88	3	370	Carter	15

* SCORING	TD-Ru-Pa-Rt	K-PAT	FG	S	PTS	TEAM	15	11	126	8.4	19	0
Santos	0	0	0	36/37	30/32	0	126	Dw. Harris	10	0	81	19
Montgomery	10	8	2	0	0	62	Dw. Harris	10	0	81	19	
Graham	8	0	8	0	0	48	Ginn	5	1	24	4.8	
Robinson	6	0	6	0	0	36	A. Miller	5	3	55	11.0	
Mooney	4	0	4	0	0	26	Cohen	1	3	0	0.0	
Kmet	2	0	2	0	0	12	TEAM	25	14	190	7.6	
A. Miller	2	0	2	0	0	12	OPPONENTS	25	22	294	11.8	
Patterson	2	1	0	1	0	12	* KICKOFF RETURNS	No.	Yds	Avg	Long	TD

Foles	1	1	0	0	0	6	Patterson	35	1017	29.1	104t	1		
Jackson	1	0	0	1	0	6	Carter	12	250	20.8	29	0		
Nall	1	0	1	0	0	6	Holtz	5	49	9.8	17	0		
Pierce	1	1	0	0	0	6	Nall	3	35	11.7	17	0		
Trubisky	1	1	0	0	0	6	De. Harris	2	23	11.5	16	0		
Wims	1	0	1	0	0	6	A. Miller	1	16	16.0	16	0		
K. Mack	0	0	0	0	1	2	Mooney	1	5	5.0	5	0		
TEAM	40	12	26	2	36/37	30/32	1	372	TEAM	47	1145	24.4	104t	1
OPPONENTS	41	11	28	2	37/40	29/35	0	370	OPPONENTS	41	836	20.4	35	0

2-Pt Conv: Montgomery, Mooney, TM 2-3,	* FIELD GOALS	1-19	20-29	30-39	40-49	50+
OPP 0-1	Santos	0/ 0	9/ 9	10/10	9/10	2/ 3
SACKS: K. Mack 9, Nichols 5, Edwards 4,	TEAM	0/ 0	9/ 9	10/10	9/10	2/ 3
Ro. Smith 4, Hicks 3.5, Mingo 2.5, Urban 2.5,	OPPONENTS	0/ 0	11/12	12/12	6/ 8	0/ 3
Quinn 2, Vaughters 1.5, Trevathan 1, TM 35,	Santos:	(35G,28G)	(34G,50N)	(46N,35G)	(27G)	(47G,38G)
OPP 36	(31G,55G,31G)	(42G)	(44G,29G,51G)	(22G)	(23G,42G)	(27G)
FUM/LOST: Trubisky 6/2, Carter(LG) 2/1,	(45G)	(39G,32G)	(42G,35G,48G,42G)	(20G,40G)	(30G,27G,20G)	
Foles 2/0, A. Miller 2/1, Bars 1/0,	OPP:	(27G,32G,44G,55N)	(57N,39G,37G)	(29G,36G,48N)	(21G,30G,44G,30G)	(39G,35G,46G,25G)
Carter(TM) 1/0, Ginn 1/0, Graham 1/0,	(21G,20G,54N,48G)	(22G,48B)	(38G,27N,27G,39G,35G)	(40G)	(37G,43G)	
Dw. Harris(LG) 1/1, Dw. Harris(TM) 1/1,	( ) ( ) ( ) (24G,22G) (26G) ( )					
Kmet 1/1, Montgomery 1/1, Mooney 1/0,						
Ro. Smith 1/0, Whitehair 1/0						

* PASSING	Att	Cmp	Yds	Cmp%	Yds/Att	TD	TD%	Int	Int%	Long	Sack/Lost	Rating
Foles	312	202	1852	64.7	5.94	10	3.2	8	2.6	50	18/ 145	80.8
Trubisky	297	199	2055	67.0	6.92	16	5.4	8	2.7	53	18/ 125	93.5
Bray	5	1	18	20.0	3.60	0	0.0	0	0.0	18	0/ 0	42.1
TEAM	614	402	3925	65.5	6.39	26	4.2	16	2.6	53	36/ 270	86.5
OPPONENTS	547	350	3939	64.0	7.20	28	5.1	10	1.8	72t	35/ 234	94.9

DALLAS COWBOYS / WEEK 17 / THROUGH SUNDAY, JANUARY 3, 2021

WON 6, LOST 10				* RUSHING	No.	Yds	Avg	Long	TD
09/13 L 17-20	at L.A. Rams			Elliott	244	979	4.0	31	6
09/20 W 40-39	Atlanta	21,708		Pollard	101	435	4.3	42t	4
09/27 L 31-38	at Seattle			Dalton	28	114	4.1	13	0
10/04 L 38-49	Cleveland	25,021		Prescott	18	93	5.2	12	3
10/11 W 37-34	N.Y. Giants	25,147		Lamb	10	82	8.2	19t	1
10/19 L 10-38	Arizona	25,174		Gilbert LG	3	28	9.3	15	0
10/25 L 3-25	at Washington			Gilbert TM	3	28	9.3	15	0
11/01 L 9-23	at Philadelphia			Dowdle	7	24	3.4	7	0
11/08 L 19-24	Pittsburgh	31,700		DiNucci	6	22	3.7	10	0
11/22 W 31-28	at Minnesota			Cooper	6	14	2.3	10	0
11/26 L 16-41	Washington	30,048		N. Brown	1	4	4.0	4	0
12/08 L 17-34	at Baltimore			Thompson	1	3	3.0	3	0
12/13 W 30-7	at Cincinnati	10,322		Bell	1	2	2.0	2	0
12/20 W 41-33	San Francisco	30,092		Jones	1	0	0.0	0	0
12/27 W 37-17	Philadelphia	30,131		C. Wilson	3	-12	-4.0	-1	0
01/03 L 19-23	at N.Y. Giants			TEAM	430	1788	4.2	42t	14

	Dal.	Opp.		OPPONENTS	510	2541	5.0	69t	20
TOTAL FIRST DOWNS	371	359		* RECEIVING	No.	Yds	Avg	Long	TD
Rushing	115	142		Cooper	92	1114	12.1	69	5
Passing	231	180		Lamb	74	935	12.6	52t	5
Penalty	25	37		Schultz	63	615	9.8	28	4
3rd Down: Made/Att	87/215	98/209		Gallup	59	843	14.3	55	5
3rd Down Pct.	40.5	46.9		Elliott	52	338	6.5	19t	2
4th Down: Made/Att	17/31	10/21		Pollard	28	193	6.9	30	1
4th Down Pct.	54.8	47.6		C. Wilson	17	189	11.1	42t	2

POSSESSION AVG.	28:22	31:38		N. Brown	14	154	11.0	20	0
TOTAL NET YARDS	5949	6183		Bell	11	110	10.0	24	0
Avg. Per Game	371.8	386.4		Jarwin	1	12	12.0	12	0
Total Plays	1113	1054		Prescott	1	11	11.0	11t	1
Avg. Per Play	5.3	5.9		Dalton	1	-3	-3.0	-3	0
NET YARDS RUSHING	1788	2541		TEAM	413	4511	10.9	69	25
Avg. Per Game	111.8	158.8		OPPONENTS	328	3820	11.6	81t	34
Total Rushes	430	510		* INTERCEPTIONS	No.	Yds	Avg	Long	TD

NET YARDS PASSING	4161	3642		Diggs	3	43	14.3	33	0
Avg. Per Game	260.1	227.6		A. Brown	2	14	7.0	14	0
Sacked/Yards Lost	44/350	31/178		D. Wilson	2	5	2.5	5	0
Gross Yards	4511	3820		J. Smith	1	43	43.0	43	0
Att./Completions	639/413	513/328		Thompson	1	3	3.0	3	0
Completion Pct.	64.6	63.9		Awuzie	1	0	0.0	0	0
Had Intercepted	13	10		TEAM	10	108	10.8	43	0
PUNTS/AVERAGE	50/45.0	54/45.6		OPPONENTS	13	97	7.5	46t	2

NET PUNTING AVG.	50/41.2	54/38.8		* PUNTING	No.	Yds	Avg	Net	TB	In	Lg	B
PENALTIES/YARDS	96/849	91/733		Niswander	26	1228	47.2	42.0	2	10	58	0
FUMBLES/BALL LOST	19/13	21/13		Jones	24	1022	42.6	40.2	1	5	54	0
TOUCHDOWNS	42	57		TEAM	50	2250	45.0	41.2	3	15	58	0
Rushing	14	20		OPPONENTS	54	2461	45.6	38.8	5	21	67	0
Passing	25	34		* PUNT RETURNS	Ret	FC	Yds	Avg	Long	TD		
Returns	3	3		Lamb	24	9	172	7.2	27	0		

* SCORE BY PERIODS	Q1	Q2	Q3	Q4	OT	PTS		C. Wilson	5	5	20	4.0	10	0
TEAM	77	130	67	121	0	395		Goodwin	0	0	73	---	73	0
OPPONENTS	121	153	69	130	0	473		TEAM	29	14	265	9.1	73	0
* SCORING	TD-Ru-Pa-Rt	K-PAT	FG	S	PTS			OPPONENTS	15	29	132	8.8	22	0

Zuerlein	0	0	0	0	33/36	34/41	0	135	* KICKOFF RETURNS	No.	Yds	Avg	Long	TD
Elliott	8	6	2	0	0	0	50	Pollard	32	766	23.9	67	0	
Lamb	7	1	5	1	0	0	44	Dowdle	4	152	38.0	64	0	
Cooper	5	0	5	0	0	0	32	Lamb	1	47	47.0	47t	1	
Gallup	5	0	5	0	0	0	30	TEAM	37	965	26.1	67	1	
Pollard	5	4	1	0	0	0	30	OPPONENTS	29	606	20.9	32	0	
Prescott	4	3	1	0	0	0	26	* FIELD GOALS	1-19	20-29	30-39	40-49	50+	
Schultz	4	0	4	0	0	0	24	Zuerlein	1/ 1	5/ 5	13/13	12/13	3/ 9	
C. Wilson	2	0	2	0	0	0	12	TEAM	1/ 1	5/ 5	13/13	12/13	3/ 9	
A. Brown	1	0	0	1	0	0	6	OPPONENTS	0/ 0	5/ 6	9/10	5/ 6	5/ 5	

A. Smith 1 0 0 1 0 6 Zuerlein: (53N,33G) (33G,46G) (43G,42G) () (24G,40G, TEAM 42 14 25 3 33/36 34/41 0 395 34G) (34G,58N) (45G) (49G,49G,59G,52N) (38G,44G,45G, OPPONENTS 57 20 34 3 45/48 24/27 3 473 39G) (19G) (33G,32G,28G) (31G,40N,53N,52N) (34G,20G, 2-Pt Conv: Cooper, Elliott, Lamb, Prescott, 55G) (48G,60N,46G) (35G,20G,21G) (38G,46G,57G,36G) TM 4-6, OPP 4-8 OPP: (29N,35G,31G) (42G,27G,41G,32G) () (37G,44G) SACKS: Lawrence 6.5, A. Smith 5, Gregory 3.5, (55G,50G,54G,28G) (26G) (30G,44N) () (59G,43G) () D. Wilson 3.5, Griffen TM 2.5, Crawford 2, (23G,36G) (36N,35G,22G) () (41G,31G) (38G) (50G) Lewis 2, J. Smith 1.5, A. Brown 1, Diggs 1, Vander Esch 1, A. Woods 1, Gallimore 0.5, TM 31, OPP 44 FUM/LOST: Elliott 6/5, DiNucci 4/2, Prescott 3/3, Dalton 2/1, Lamb 2/1, LaDouceur 1/0, Schultz 1/1

* PASSING	Att	Cmp	Yds	Cmp%	Yds/Att	TD	TD%	Int	Int%	Long	Sack/Lost	Rating
Dalton	333	216	2170	64.9	6.52	14	4.2	8	2.4	69	24/ 184	87.3
Prescott	222	151	1856	68.0	8.36	9	4.1	4	1.8	58	10/ 66	99.6
DiNucci	43	23	219	53.5	5.09	0	0.0	0	0.0	32	7/ 73	67.9
Gilbert LG	38	21	243	55.3	6.39	1	2.6	1	2.6	32	2/ 23	72.6
Gilbert TM	38	21	243	55.3	6.39	1	2.6	1	2.6	32	2/ 23	72.6
C. Wilson	2	2	23	100.0	11.50	1	50.0	0	0.0	12	0/ 0	154.2
Jones	1	0	0	0.0	0.00	0	0.0	0	0.0	---	0/ 0	39.6
Lamb	0	0	0	---	---	0	---	0	---	---	1/ 4	---
TEAM	639	413	4511	64.6	7.06	25	3.9	13	2.0	69	44/ 350	89.9
OPPONENTS	513	328	3820	63.9	7.45	34	6.6	10	1.9	81t	31/ 178	100.4

**DETROIT LIONS / WEEK 17 / THROUGH SUNDAY, JANUARY 3, 2021**

WON 5, LOST 11					* RUSHING	No.	Yds	Avg	Long	TD
09/13 L 23-27	Chicago				Peterson	156	604	3.9	38	7
09/20 L 21-42	at Green Bay				Swift	114	521	4.6	54	8
09/27 W 26-23	at Arizona				K. Johnson	52	181	3.5	14	2
10/04 L 29-35	New Orleans				Stafford	29	112	3.9	17	0
10/18 W 34-16	at Jacksonville	14,513			Agnew	6	33	5.5	11	0
10/25 W 23-22	at Atlanta	7,796			Blough	1	18	18.0	18	0
11/01 L 21-41	Indianapolis				Daniel	2	16	8.0	11	0
11/08 L 20-34	at Minnesota				J. Williams TM	1	5	5.0	5	0
11/15 W 30-27	Washington				Moore	1	3	3.0	3	0
11/22 L 0-20	at Carolina	5,546			Sanu LG	1	3	3.0	3	0
11/26 L 25-41	Houston				Sanu TM	1	3	3.0	3	0
12/06 W 34-30	at Chicago				Amendola	1	2	2.0	2	0
12/13 L 24-31	Green Bay				Hall TM	1	1	1.0	1	0
12/20 L 25-46	at Tennessee	13,797			Cabinda	1	0	0.0	0	0
12/26 L 7-47	Tampa Bay				Hockenson	1	0	0.0	0	0
01/03 L 35-37	Minnesota				TEAM	367	1499	4.1	54	17

	Det.	Opp.			* RECEIVING	No.	Yds	Avg	Long	TD
TOTAL FIRST DOWNS	350	415				487	2158	4.4	75t	27
Rushing	93	127			M. Jones	76	978	12.9	43t	9
Passing	220	253			Hockenson	67	723	10.8	51	6
Penalty	37	35			Amendola	46	602	13.1	50	0
3rd Down: Made/Att	79/192	91/193			Swift	46	357	7.8	26	2
3rd Down Pct.	41.1	47.2			Cephus	20	349	17.5	49t	2
4th Down: Made/Att	10/20	11/18			Golladay	20	338	16.9	48	2
4th Down Pct.	50.0	61.1			K. Johnson	19	187	9.8	20	1

POSSESSION AVG.	27:54	32:06			Hall TM	17	290	17.1	73	2
TOTAL NET YARDS	5603	6716			Sanu LG	17	187	11.0	21	1
Avg. Per Game	350.2	419.8			Sanu TM	16	178	11.1	21	1
Total Plays	991	1068			James	14	129	9.2	31	2
Avg. Per Play	5.7	6.3			Agnew	13	89	6.8	20	0
NET YARDS RUSHING	1499	2158			Peterson	12	101	8.4	23	0
Avg. Per Game	93.7	134.9			J. Williams TM	4	21	5.3	10	0
Total Rushes	367	487			Cabinda	2	8	4.0	4	0
NET YARDS PASSING	4104	4558			H. Bryant	1	44	44.0	44	0
Avg. Per Game	256.5	284.9			Nauta TM	1	3	3.0	3	0
Sacked/Yards Lost	42/293	24/195			TEAM	374	4397	11.8	73	27
Gross Yards	4397	4753			OPPONENTS	383	4753	12.4	75t	38
Att./Completions	582/374	557/383			* INTERCEPTIONS					

						No.	Yds	Avg	Long	TD
Completion Pct.	64.3	68.8			Harmon	2	22	11.0	21	0
Had Intercepted	13	7			Okudah	1	36	36.0	36	0
PUNTS/AVERAGE	59/49.1	50/41.3			Roberts	1	6	6.0	6	0
NET PUNTING AVG.	59/44.8	50/36.2			Collins	1	1	1.0	1	0
PENALTIES/YARDS	95/860	103/797			Oruwariye	1	0	0.0	0	0
FUMBLES/BALL LOST	13/8	17/5			Trufant	1	0	0.0	0	0
TOUCHDOWNS	45	68			TEAM	7	65	9.3	36	0
Rushing	17	27			OPPONENTS	13	96	7.4	29t	3
Passing	27	38			* PUNTING					
Returns	1	3			Fox	59	2897	49.1	44.8	7 26 67 0

* SCORE BY PERIODS	Q1	Q2	Q3	Q4	OT	PTS	TEAM							
TEAM	95	96	77	109	0	377	OPPONENTS	50	2066	41.3	36.2	2 19 57 3		
OPPONENTS	109	161	98	151	0	519	* PUNT RETURNS		Ret	FC	Yds	Avg	Long	TD

* SCORING	TD	Ru	Pa	Rt	K	PAT	FG	S	PTS	Agnew					
Prater	0	0	0	0	38/41	21/28	0	101	Amendola	3	3	39	13.0	21	0
Swift	10	8	2	0	0	0	0	60	TEAM	17	17	217	12.8	74t	1
M. Jones	9	0	9	0	0	0	0	54	OPPONENTS	21	16	116	5.5	22	0
Peterson	7	7	0	0	0	0	0	42	* KICKOFF RETURNS						
Hockenson	6	0	6	0	0	0	0	38	Agnew	28	783	28.0	71	0	
K. Johnson	3	2	1	0	0	0	0	18	Cabinda	2	24	12.0	13	0	
Cephus	2	0	2	0	0	0	0	12	Hall TM	2	13	6.5	11	0	
Golladay	2	0	2	0	0	0	0	12	Sanu LG	1	15	15.0	15	0	
Hall TM	2	0	2	0	0	0	0	12	Sanu TM	1	15	15.0	15	0	
James	2	0	2	0	0	0	0	12	J. Williams TM	1	10	10.0	10	0	
Sanu LG	1	0	1	0	0	0	0	8	TEAM	34	845	24.9	71	0	
Sanu TM	1	0	1	0	0	0	0	8	OPPONENTS	49	1049	21.4	46	0	
Agnew	1	0	0	1	0	0	0	6	* FIELD GOALS	1-19	20-29	30-39	40-49	50+	
R. Okwara	0	0	0	0	0	1	2	Prater	0/0	4/4	7/7	4/7	4/7	6/10	
TEAM	45	17	27	1	38/41	21/28	1	377	TEAM	0/0	4/4	7/7	4/7	4/7	6/10
OPPONENTS	68	27	38	3	53/62	16/20	0	519	OPPONENTS	0/0	3/3	6/7	4/7	3/3	

2-Pt Conv: Hockenson, Sanu(TM), Sanu(LG), Prater: (27G,32G,44G,55N) (57N) (37G,24G,35G,39G)  
 TM 2-4, OPP 5-6  
 SACKS: R. Okwara 10, Griffen LG 6, Griffen TM 3.5, Flowers 2, Collins 1, Penisini 1, Ragland 1, Shelton 1, Strong 1, Trufant 1, Walker 1, N. Williams 1, Davis 0.5, TM 24, OPP 42  
 FUM/LOST: Swift 3/2, Agnew 2/1, Stafford 2/1, Dahl 1/0, Hockenson 1/1, K. Johnson 1/1, Muhlbach 1/0, Ragnow 1/1, J. Williams(TM) 1/1

* PASSING	Att	Cmp	Yds	Cmp%	Yds/Att	TD	TD%	Int	Int%	Long	Sack/Lost	Rating
Stafford	528	339	4084	64.2	7.73	26	4.9	10	1.9	73	38/ 254	96.3
Daniel	43	29	264	67.4	6.14	1	2.3	2	4.7	28	3/ 29	72.2
Blough	10	6	49	60.0	4.90	0	0.0	1	10.0	20	1/ 10	32.9
Agnew	1	0	0	0.0	0.00	0	0.0	0	0.0	---	0/ 0	39.6
TEAM	582	374	4397	64.3	7.55	27	4.6	13	2.2	73	42/ 293	93.3
OPPONENTS	557	383	4753	68.8	8.53	38	6.8	7	1.3	75t	24/ 195	112.4

**GREEN BAY PACKERS / WEEK 17 / THROUGH SUNDAY, JANUARY 3, 2021**

WON 13, LOST 3						* RUSHING	No.	Yds	Avg	Long	TD			
09/13 W 43-34	at Minnesota					Jones	201	1104	5.5	77t	9			
09/20 W 42-21	Detroit					J. Williams	119	505	4.2	25	2			
09/27 W 37-30	at New Orleans	748				Dillon	46	242	5.3	30t	2			
10/05 W 30-16	Atlanta					Rodgers	38	149	3.9	14	3			
10/18 L 10-38	at Tampa Bay	15,540				Ervin	13	67	5.2	21	0			
10/25 W 35-20	at Houston	12,618				Lazard	2	17	8.5	19	0			
11/01 L 22-28	Minnesota					Valdes-Scantling	4	13	3.3	9	0			
11/05 W 34-17	at San Francisco					M. Taylor	1	9	9.0	9	0			
11/15 W 24-20	Jacksonville					D. Williams	2	8	4.0	5	0			
11/22 L 31-34 OT	at Indianapolis	12,495				St. Brown	1	7	7.0	7	0			
11/29 W 41-25	Chicago					Lovett	3	6	2.0	4	0			
12/06 W 30-16	Philadelphia					Boyle	13	-9	-7	0	0			
12/13 W 31-24	at Detroit					TEAM	443	2118	4.8	77t	16			
12/19 W 24-16	Carolina					OPPONENTS	397	1805	4.5	57	16			
12/27 W 40-14	Tennessee					* RECEIVING	No.	Yds	Avg	Long	TD			
01/03 W 35-16	at Chicago					D. Adams	115	1374	11.9	56t	18			
	G.B.	Opp.				Tonyan	52	586	11.3	45	11			
						Jones	47	355	7.6	30	2			
TOTAL FIRST DOWNS	358	332				Valdes-Scantling	33	690	20.9	78t	6			
Rushing	114	119				Lazard	33	451	13.7	72	3			
Passing	216	184				J. Williams	31	236	7.6	29	1			
Penalty	28	29				Sternberger	12	114	9.5	27	1			
3rd Down: Made/Att	89/180	73/185				Ervin	11	84	7.6	24	0			
3rd Down Pct.	49.4	39.5				Lewis	10	107	10.7	36	3			
4th Down: Made/Att	13/21	14/24				St. Brown	7	117	16.7	24	1			
4th Down Pct.	61.9	58.3				M. Taylor	5	66	13.2	26	1			
POSSESSION AVG.	32:29	27:31				Shepherd	5	46	9.2	19	0			
TOTAL NET YARDS	6224	5344				Austin LG	5	20	4.0	7	0			
Avg. Per Game	389.0	334.0				Austin TM	5	20	4.0	7	0			
Total Plays	990	974				S. Roberts LG	4	31	7.8	12	0			
Avg. Per Play	6.3	5.5				Dafney	2	26	13.0	13t	1			
NET YARDS RUSHING	2118	1805				Dillon	2	21	10.5	16	0			
Avg. Per Game	132.4	112.8				Deguara	1	12	12.0	12	0			
Total Rushes	443	397				Nauta LG	1	3	3.0	3	0			
NET YARDS PASSING	4106	3539				Rodgers	1	-6	-6.0	-6	0			
Avg. Per Game	256.6	221.2				TEAM	372	4299	11.6	78t	48			
Sacked/Yards Lost	21/193	41/254				OPPONENTS	346	3793	11.0	53	23			
Gross Yards	4299	3793				* INTERCEPTIONS	No.	Yds	Avg	Long	TD			
Att./Completions	526/372	536/346				Savage	4	13	3.3	9	0			
Completion Pct.	70.7	64.6				A. Amos	2	47	23.5	24	0			
Had Intercepted	5	11				Kirksey	2	18	9.0	10	0			
PUNTS/AVERAGE	47/44.5	56/44.8				Greene	1	17	17.0	17	0			
NET PUNTING AVG.	47/37.0	56/42.0				Sullivan	1	7	7.0	7t	1			
PENALTIES/YARDS	84/684	79/734				Alexander	1	-4	-4.0	-4	0			
FUMBLES/BALL LOST	11/6	15/7				TEAM	11	98	8.9	24	1			
TOUCHDOWNS	66	42				OPPONENTS	5	73	14.6	37	1			
Rushing	16	16				* PUNTING	No.	Yds	Avg	Net	TB	In	Lg	B
Passing	48	23				J. Scott	46	2092	45.5	37.0	3	15	62	1
Returns	2	3				TEAM	47	2092	44.5	37.0	3	15	62	1
* SCORE BY PERIODS	Q1	Q2	Q3	Q4	OT	PTS	56	2506	44.8	42.0	5	21	67	0
TEAM	80	219	103	107	0	509	OPPONENTS	Ret	FC	Yds	Avg	Long	TD	
OPPONENTS	71	92	82	121	3	369	Ervin	5	7	20	4.0	11	0	
* SCORING	TD-Ru-Pa-Rt	K-PAT	FG	S	PTS		Austin LG	3	3	14	4.7	7	0	
D. Adams	18	0	18	0	0	108	Austin TM	3	3	14	4.7	7	0	
Crosby	0	0	0	0	59/63	16/16	0	66	0	13	6.5	7	0	
Jones	11	9	2	0	0	66	Jackson	2	0	6	6.0	6	0	
Tonyan	11	0	11	0	0	66	Shepherd	1	8	6	6.0	6	0	
Valdes-Scantlin	6	0	6	0	0	36	Sullivan	0	1	0	---	---	0	
J. Williams	3	2	1	0	0	22	TEAM	11	19	53	4.8	11	0	
Lazard	3	0	3	0	0	18	OPPONENTS	17	10	291	17.1	91t	2	
Lewis	3	0	3	0	0	18	* KICKOFF RETURNS	No.	Yds	Avg	Long	TD		
Rodgers	3	3	0	0	0	18	Shepherd	11	227	20.6	30	0		
Dillon	2	2	0	0	0	12	Ervin	10	196	19.6	34	0		
Dafney	1	0	1	0	0	6	M. Taylor	9	167	18.6	24	0		
P. Smith	1	0	0	1	0	6	Lovett	1	5	5.0	5	0		
St. Brown	1	0	1	0	0	6	Sternberger	1	8	8.0	8	0		
Sternberger	1	0	1	0	0	6	J. Williams	1	20	20.0	20	0		
Sullivan	1	0	0	1	0	6	TEAM	33	623	18.9	34	0		
M. Taylor	1	0	1	0	0	6	OPPONENTS	45	1088	24.2	71	0		
Alexander	0	0	0	0	1	2	* FIELD GOALS	1-19	20-29	30-39	40-49	50+		
TEAM	66	16	48	2	59/63	16/16	1	509	Crosby	1/ 1	1/ 1	5/ 5	5/ 5	4/ 4
OPPONENTS	42	16	23	3	35/37	24/27	0	369	TEAM	1/ 1	1/ 1	5/ 5	5/ 5	4/ 4
2-Pt Conv: J. Williams 2, TM 2-3, OPP 5-5									OPPONENTS	0/ 0	7/ 7	12/12	2/ 3	3/ 5
SACKS: Z. Smith 12.5, Gary 5, Keke 4,									Crosby:	(31G, 43G)	(43G, 35G)	(52G, 33G, 49G)	(48G)	
P. Smith 4, Lowry 3, A. Amos 2, Clark 2,										(39G) ( ) ( )	(19G, 53G)	(39G)	(26G) ( )	(40G) (57G) (51G) ( )
Kirksey 2, Greene 1.5, Alexander 1, Barnes 1,														
Martin 1, Savage 1, V. Scott 1, Rush LG 0.5,														
TM 41, OPP 21														
FUM/LOST: Rodgers 4/2, Jones 2/0,														
D. Adams 1/1, Austin(LG) 1/1,														
Austin(TM) 1/1, Boyle 1/0, Shepherd 1/1,														
Valdes-Scantling 1/1														

* PASSING	Att	Cmp	Yds	Cmp%	Yds/Att	TD	TD%	Int	Int%	Long	Sack/Lost	Rating
Rodgers	526	372	4299	70.7	8.17	48	9.1	5	1.0	78t	20/ 182	121.5
Boyle	0	0	0	---	---	0	---	0	---	---	1/ 11	---
TEAM	526	372	4299	70.7	8.17	48	9.1	5	1.0	78t	21/ 193	121.5
OPPONENTS	536	346	3793	64.6	7.08	23	4.3	11	2.1	53	41/ 254	91.1



LOS ANGELES RAMS / WEEK 17 / THROUGH SUNDAY, JANUARY 3, 2021

						No.	Yds	Avg	Long	TD	
WON 10,	LOST 6			* RUSHING							
09/13	W 20-17	Dallas			Akers	145	625	4.3	61	2	
09/20	W 37-19	at Philadelphia			Henderson	138	624	4.5	40	5	
09/27	L 32-35	at Buffalo			Brown	101	419	4.1	19	5	
10/04	W 17- 9	N.Y. Giants			Woods	24	155	6.5	40	2	
10/11	W 30-10	at Washington			Goff	51	99	1.9	10	4	
10/18	L 16-24	at San Francisco			Wolford	6	56	9.3	14	0	
10/26	W 24-10	Chicago			Kupp	4	33	8.3	16	0	
11/01	L 17-28	at Miami	12,397	Reynolds		1	5	5.0	5	0	
11/15	W 23-16	Seattle			Everett	1	2	2.0	2t	1	
11/23	W 27-24	at Tampa Bay	15,730	Higbee		1	1	1.0	1	0	
11/29	L 20-23	San Francisco			Jefferson	1	-1	-1.0	-1	0	
12/06	W 38-28	at Arizona			TEAM	473	2018	4.3	61	19	
12/10	W 24- 3	New England			OPPONENTS	388	1460	3.8	27	12	
12/20	L 20-23	N.Y. Jets			* RECEIVING						
12/27	L 9-20	at Seattle			Kupp	92	974	10.6	55t	3	
01/03	W 18- 7	Arizona			Woods	90	936	10.4	56t	6	
		LA-R	Opp.	Reynolds		52	618	11.9	40t	2	
TOTAL FIRST DOWNS		352	280	Higbee		44	521	11.8	44	5	
Rushing		123	91	Everett		41	417	10.2	40	1	
Passing		206	170	Brown		23	162	7.0	30	0	
Penalty		23	19	Jefferson		19	220	11.6	31	1	
3rd Down: Made/Att		98/226	74/209	Henderson		16	159	9.9	28	1	
3rd Down Pct.		43.4	35.4	Akers		11	123	11.2	38	1	
4th Down: Made/Att		8/17	9/21	Mundt		4	53	13.3	34	0	
4th Down Pct.		47.1	42.9	TEAM		392	4183	10.7	56t	20	
POSSESSION AVG.		32:01	27:59	OPPONENTS		347	3401	9.8	59t	17	
TOTAL NET YARDS		6032	4511	* INTERCEPTIONS							
Avg. Per Game		377.0	281.9	D. Williams		4	21	5.3	19	0	
Total Plays		1088	989	Hill		3	119	39.7	84t	2	
Avg. Per Play		5.5	4.6	Fuller		3	45	15.0	37	0	
NET YARDS RUSHING		2018	1460	Young		1	79	79.0	79t	1	
Avg. Per Game		126.1	91.3	Ramsey		1	2	2.0	2	0	
Total Rushes		473	388	Johnson		1	0	0.0	0	0	
NET YARDS PASSING		4014	3051	Rapp		1	0	0.0	0	0	
Avg. Per Game		250.9	190.7	TEAM		14	266	19.0	84t	3	
Sacked/Yards Lost		25/169	53/350	OPPONENTS		14	125	8.9	27t	1	
Gross Yards		4183	3401	* PUNTING							
Att./Completions		590/392	548/347	Hekker		68	3099	45.6	39.2	5 28 63 1	
Completion Pct.		66.4	63.3	TEAM		69	3099	44.9	39.2	5 28 63 1	
Had Intercepted		14	14	OPPONENTS		84	4065	48.4	43.9	7 35 72 0	
PUNTS/AVERAGE		69/44.9	84/48.4	* PUNT RETURNS							
NET PUNTING AVG.		69/39.2	84/43.9	Webster		25	17	185	7.4	34	0
PENALTIES/YARDS		71/655	78/582	Kupp		9	11	50	5.6	10	0
FUMBLES/BALL LOST		19/11	16/8	TEAM		34	28	235	6.9	34	0
TOUCHDOWNS		43	33	OPPONENTS		23	20	297	12.9	88t	1
Rushing		19	12	* KICKOFF RETURNS							
Passing		20	17	Webster		16	347	21.7	30	0	
Returns		4	4	Calais		7	152	21.7	41	0	
* SCORE BY PERIODS		Q1 Q2 Q3 Q4 OT PTS			Jefferson	1	13	13.0	13	0	
TEAM		81 101 87 103 0 372			Jones	1	4	4.0	4	0	
OPPONENTS		66 123 47 60 0 296			TEAM	25	516	20.6	41	0	
* SCORING		TD-Ru-Pa-Rt K-PAT FG S PTS			OPPONENTS	26	737	28.3	54	0	
Gay LG		0 0 0 0 16/16 14/16 0 58			* FIELD GOALS	1-19 20-29 30-39 40-49 50+					
Gay TM		0 0 0 0 16/16 14/16 0 58			Gay LG	0/0	2/2	5/6	6/7	1/1	
Woods		8 2 6 0 0 48			Gay TM	0/0	2/2	5/6	6/7	1/1	
Sloman TM		0 0 0 0 18/21 8/11 0 42			Sloman TM	0/0	2/3	5/5	1/2	0/1	
Henderson		6 5 1 0 0 36			Forbath LG	0/0	2/2	0/0	0/1	0/0	
Higbee		5 0 5 0 0 32			Forbath TM	0/0	2/2	0/0	0/1	0/0	
Brown		5 5 0 0 0 30			TEAM	0/0	6/7	10/11	7/10	1/2	
Goff		4 4 0 0 0 24			OPPONENTS	0/0	4/4	9/10	8/9	1/3	
Akers		3 2 1 0 0 18			Gay: ( ) ( ) ( ) ( ) ( ) ( ) ( ) ( ) (38G,44N,40G) (48G,41G)						
Hill		3 0 0 3 0 18			(39G,37N) (35G) (45G,42G) (44G,51G,33G) (28G,34G,						
Kupp		3 0 3 0 0 18			27G)						
Everett		2 1 1 0 0 12			Forbath: ( ) ( ) ( ) ( ) ( ) ( ) (23G,48N) (23G) ( ) ( ) ( ) ( )						
Reynolds		2 0 2 0 0 12			( ) ( )						
Forbath LG		0 0 0 0 4/ 5 2/ 3 0 10			TM: (29N,35G,31G) (30G) (53N,30G) (32G) (28G) (42G)						
Forbath TM		0 0 0 0 4/ 5 2/ 3 0 10			(22G,48B) (23G,48N) (23G) (38G,44N,40G) (48G,41G)						
Jefferson		1 0 1 0 0 6			(39G,37N) (35G) (45G,42G) (44G,51G,33G) (28G,34G,						
Young		1 0 0 1 0 6			27G)						
Wright LG		0 0 0 0 1/ 2 0/ 0 0 1			OPP: (53N,33G) (38G,33G) ( ) (35G,37G,27G) (48G) (49G)						
TEAM		43 19 20 4 38/42 24/30 1 372			(42G) ( ) (37G,61G,39G) (38G) (50N,46G,44G,42G) (48N)						
OPPONENTS		33 12 17 4 32/32 22/26 0 296			(29G) (39G,25G,21G) (45G,49G) (37B)						
2-Pt Conv: Higbee, TM 1-1, OPP 0-1											
SACKS: Donald 13.5, Floyd 10.5, Fox 6, Brockers 5, Ebukam 4.5, Hollins 3, Reeder 3, Lewis 2, Gaines 1.5, Rivers LG 1.5, Joseph-Day 1, Okoronkwo 1, Polite 1, Young 1, TM 53, OPP 25											
FUM/LOST: Goff 7/4, Webster 3/1, Reynolds 2/1, Woods 2/1, Akers 1/1, Brown 1/1, Everett 1/1, Jefferson 1/0, Kupp 1/1											

* PASSING	Att	Cmp	Yds	Cmp%	Yds/Att	TD	TD%	Int	Int%	Long	Sack/Lost	Rating
Goff	552	370	3952	67.0	7.16	20	3.6	13	2.4	56t	23/ 161	90.0
Wolford	38	22	231	57.9	6.08	0	0.0	1	2.6	38	2/ 8	64.7
TEAM	590	392	4183	66.4	7.09	20	3.4	14	2.4	56t	25/ 169	88.4
OPPONENTS	548	347	3401	63.3	6.21	17	3.1	14	2.6	59t	53/ 350	80.4

**MINNESOTA VIKINGS / WEEK 17 / THROUGH SUNDAY, JANUARY 3, 2021**

WON 7, LOST 9				* RUSHING		No.	Yds	Avg	Long	TD				
09/13	L 34-43	Green Bay		Cook	312	1557	5.0	70t	16					
09/20	L 11-28	at Indianapolis	2,500	Mattison	96	434	4.5	25	2					
09/27	L 30-31	Tennessee		Cousins	32	156	4.9	16	1					
10/04	W 31-23	at Houston	12,102	Boone	11	59	5.4	19	1					
10/11	L 26-27	at Seattle		Abdullah	8	42	5.3	13	0					
10/18	L 23-40	Atlanta		Ham	5	18	3.6	10	0					
11/01	W 28-22	at Green Bay		Thielen	3	15	5.0	8	0					
11/08	W 34-20	Detroit		Jefferson	1	2	2.0	2	0					
11/16	W 19-13	at Chicago		TEAM	468	2283	4.9	70t	20					
11/22	L 28-31	Dallas		OPPONENTS	472	2151	4.6	42t	19					
11/29	W 28-27	Carolina		* RECEIVING	No.	Yds	Avg	Long	TD					
12/06	W 27-24 OT	Jacksonville		Jefferson	88	1400	15.9	71t	7					
12/13	L 14-26	at Tampa Bay	16,031	Thielen	74	925	12.5	51	14					
12/20	L 27-33	Chicago		Cook	44	361	8.2	50t	1					
12/25	L 33-52	at New Orleans	3,000	I. Smith	30	365	12.2	36	5					
01/03	W 37-35	at Detroit		Rudolph	28	334	11.9	25	1					
		Minn.	Opp.	Beebe	20	201	10.1	40t	2					
TOTAL FIRST DOWNS		383	366	Conklin	19	194	10.2	30	1					
Rushing		139	136	B. Johnson	14	189	13.5	29	0					
Passing		212	208	Mattison	13	125	9.6	28t	1					
Penalty		32	22	Ham	8	97	12.1	30	1					
3rd Down: Made/Att		74/181	73/185	Abdullah	8	58	7.3	22t	2					
3rd Down Pct.		40.9	39.5	Boone	2	10	5.0	6	0					
4th Down: Made/Att		13/23	17/24	Dillon	1	6	6.0	6	0					
4th Down Pct.		56.5	70.8	TEAM	349	4265	12.2	71t	35					
POSSESSION AVG.		29:47	30:13	OPPONENTS	358	4267	11.9	61	30					
TOTAL NET YARDS		6292	6292	* INTERCEPTIONS	No.	Yds	Avg	Long	TD					
Avg. Per Game		393.3	393.3	H. Smith	5	33	6.6	16	0					
Total Plays		1023	1036	Wilson	3	23	7.7	16	0					
Avg. Per Play		6.2	6.1	Kendricks	3	0	0.0	0	0					
NET YARDS RUSHING		2283	2151	Dantzler	2	0	0.0	0	0					
Avg. Per Game		142.7	134.4	Nickerson	1	5	5.0	5	0					
Total Rushes		468	472	Hand	1	4	4.0	4	0					
NET YARDS PASSING		4009	4141	TEAM	15	65	4.3	16	0					
Avg. Per Game		250.6	258.8	OPPONENTS	13	177	13.6	43t	1					
Sacked/Yards Lost		39/256	23/126	* PUNTING	No.	Yds	Avg	Net	TB	In	Lg	B		
Gross Yards		4265	4267	Colquitt	54	2435	45.1	36.7	3	11	59	2		
Att./Completions		516/349	541/358	TEAM	56	2435	43.5	36.7	3	11	59	2		
Completion Pct.		67.6	66.2	OPPONENTS	42	1929	45.9	42.4	4	18	61	0		
Had Intercepted		13	15	* PUNT RETURNS	Ret	FC	Yds	Avg	Long	TD				
PUNTS/AVERAGE		56/43.5	42/45.9	Beebe	9	5	42	4.7	13	0				
NET PUNTING AVG.		56/36.7	42/42.4	Osborn	7	6	27	3.9	8	0				
PENALTIES/YARDS		82/650	83/723	TEAM	16	11	69	4.3	13	0				
FUMBLES/BALL LOST		22/10	17/7	OPPONENTS	33	11	321	9.7	32	0				
TOUCHDOWNS		55	53	* KICKOFF RETURNS	No.	Yds	Avg	Long	TD					
Rushing		20	19	Abdullah	15	352	23.5	33	0					
Passing		35	30	Osborn	14	303	21.6	38	0					
Returns		0	4	Ham	2	31	15.5	20	0					
* SCORE BY PERIODS	Q1	Q2	Q3	Q4	OT	PTS								
TEAM	93	82	115	137	3	430								
OPPONENTS	74	137	128	136	0	475								
* SCORING	TD-Ru-Pa-Rt	K-PAT	FG	S	PTS									
Cook	17	16	1	0	0	108	* FIELD GOALS	1-19	20-29	30-39	40-49	50+		
Thielen	14	0	14	0	0	86	D. Bailey	0/ 0	6/ 6	3/ 4	4/ 7	2/ 5		
D. Bailey	0	0	0	0	37/43	15/22	0	82	TEAM	0/ 0	6/ 6	3/ 4	4/ 7	2/ 5
Jefferson	7	0	7	0	0	46	OPPONENTS	2/ 2	8/ 9	8/ 8	11/12	6/ 8		
I. Smith	5	0	5	0	0	32	D. Bailey: (35G) (21G) (41G,49N) (31G,55N) (52G,46G)							
Mattison	3	2	1	0	0	18	( ) ( ) (37G,43G) ( ) (53G,25G) (48G,51N,23G) (36N,54N,							
Abdullah	2	0	2	0	0	12	46N) (24G,22G) ( ) (46N,23G)							
Beebe	2	0	2	0	0	12	OPP: (31G,43G) (28G,38G,38G,44G) (39G,31G,30G,51G,							
Boone	1	1	0	0	0	6	54G,55G) (50G,28G,25G) ( ) (50G,21G,47G,43G) ( ) (46N,							
Conklin	1	0	1	0	0	6	23G,45G) (23G,42G) (19G) (28B,40G,21G,54N) (22G,62N)							
Cousins	1	1	0	0	0	6	(19G,48G) (42G,35G,48G,42G) (30G) (54G)							
Ham	1	0	1	0	0	6								
Rudolph	1	0	1	0	0	6								
B. Johnson	0	0	0	0	0	2								
Odenigbo	0	0	0	0	0	1	2							
TEAM	55	20	35	0	37/43	15/22	1	430						
OPPONENTS	53	19	30	4	42/46	35/39	2	475						
2-Pt Conv: Cook 3, Jefferson 2, B. Johnson, I. Smith, Thielen, TM 8-12, OPP 3-7														
SACKS: Ngakoue TM 5, Odenigbo 3.5, Wilson 3, Wonnum 3, Mata'afa 2.5, J. Johnson 1.5, Davis 1, H. Hill 1, J. Lynch 1, H. Smith 0.5,														
Stephen 0.5, Watts 0.5, TM 23, OPP 39														
FUM/LOST: Cousins 9/5, Cook 5/3, Beebe 2/1, Osborn 2/0, Bradbury 1/0, Conklin 1/0,														
Jefferson 1/0, Rudolph 1/1														
* PASSING	Att	Cmp	Yds	Cmp%	Yds/Att	TD	TD%	Int	Int%	Long	Sack/Lost	Rating		
Cousins	516	349	4265	67.6	8.27	35	6.8	13	2.5	71t	39/ 256	105.0		
TEAM	516	349	4265	67.6	8.27	35	6.8	13	2.5	71t	39/ 256	105.0		
OPPONENTS	541	358	4267	66.2	7.89	30	5.5	15	2.8	61	23/ 126	97.0		

**NEW ORLEANS SAINTS / WEEK 17 / THROUGH SUNDAY, JANUARY 3, 2021**

WON 12, LOST 4				* RUSHING	No.	Yds	Avg	Long	TD
09/13 W 34-23	Tampa Bay			Kamara	187	932	5.0	49	16
09/21 L 24-34	at Las Vegas			Murray	146	656	4.5	36t	4
09/27 L 30-37	Green Bay	748		T. Hill	87	457	5.3	43	8
10/04 W 35-29	at Detroit			Montgomery	19	101	5.3	36	0
10/12 W 30-27 OT	L.A. Chargers		749	Harris	6	51	8.5	23	0
10/25 W 27-24	Carolina	3,000		Burton	7	18	2.6	7	0
11/01 W 26-23 OT	at Chicago			D. Washington	8	15	1.9	5	0
11/08 W 38- 3	at Tampa Bay	15,740		Lewis	2	14	7.0	16	0
11/15 W 27-13	San Francisco	5,979		Jones	3	13	4.3	6	0
11/22 W 24- 9	Atlanta	6,000		Sanders	1	12	12.0	12	0
11/29 W 31- 3	at Denver			Smith	1	3	3.0	3	0
12/06 W 21-16	at Atlanta	8,713		Thomas	1	1	1.0	1	0
12/13 L 21-24	at Philadelphia			Brees	18	-2	-1.1	3	2
12/20 L 29-32	Kansas City	3,000		Winston	8	-6	-1.8	3	0
12/25 W 52-33	Minnesota	3,000		TEAM	494	2265	4.6	49	30
01/03 W 33- 7	at Carolina	1,500		OPPONENTS	390	1502	3.9	82t	11

	N.O.	Opp.		* RECEIVING	No.	Yds	Avg	Long	TD
TOTAL FIRST DOWNS	367	320		Kamara	83	756	9.1	52t	5
Rushing	147	85		Sanders	61	726	11.9	51	5
Passing	199	185		Thomas	40	438	11.0	24	0
Penalty	21	50		Cook	37	504	13.6	46	7
3rd Down: Made/Att	93/208	79/207		Smith	34	448	13.2	31	4
3rd Down Pct.	44.7	38.2		Murray	23	176	7.7	25	1
4th Down: Made/Att	11/16	16/30		Callaway	21	213	10.1	27	0
4th Down Pct.	68.8	53.3		Harris	20	186	9.3	40	1
POSSESSION AVG.	31:43	28:17		Trautman	15	171	11.4	41	1

TOTAL NET YARDS	6023	4974		T. Hill	8	98	12.3	21	1
Avg. Per Game	376.4	310.9		J. Hill	8	46	5.8	16	1
Total Plays	1045	992		Johnson	4	39	9.8	19	0
Avg. Per Play	5.8	5.0		Burton	4	28	7.0	12	0
NET YARDS RUSHING	2265	1502		Humphrey	3	46	15.3	17t	1
Avg. Per Game	141.6	93.9		Carr	3	27	9.0	11t	1
Total Rushes	494	390		Montgomery	3	27	9.0	17	0
NET YARDS PASSING	3758	3472		Fowler	2	11	5.5	7	0
Avg. Per Game	234.9	217.0		Kumerow LG	1	22	22.0	22t	1
Sacked/Yards Lost	29/187	45/287		Lewis	1	5	5.0	5	0
Gross Yards	3945	3759		TEAM	370	3945	10.7	52t	28
Att./Completions	522/370	557/333		OPPONENTS	333	3759	11.3	74t	28

Completion Pct.	70.9	59.8		* INTERCEPTIONS	No.	Yds	Avg	Long	TD
Had Intercepted	8	18		M. Jenkins	3	58	19.3	48	0
PUNTS/AVERAGE	62/43.1	66/46.5		J. Jenkins	3	53	17.7	36t	1
NET PUNTING AVG.	62/41.7	66/39.5		M. Williams	3	37	12.3	20	0
PENALTIES/YARDS	98/1005	64/517		Lattimore	2	13	6.5	13	0
FUMBLES/BALL LOST	27/9	17/8		Robinson	2	0	0.0	0	0
TOUCHDOWNS	59	39		P. Williams	1	30	30.0	30	0
Rushing	30	11		Gardner-Johnson	1	3	3.0	3	0
Passing	28	28		Onyemata	1	3	3.0	3	0
Returns	1	0		Haley	1	0	0.0	0	0

* SCORE BY PERIODS	Q1	Q2	Q3	Q4	OT	PTS						
TEAM	82	176	94	124	6	482	TEAM	18	196	10.9	48	1
OPPONENTS	70	111	68	88	0	337	OPPONENTS	8	96	12.0	39	0

* SCORING	TD	Ru	Pa	Rt	K	PAT	FG	S	PTS		No.	Yds	Avg	Net	TB	In	Lg	B
Kamara	21	16	5	0	0	0	0	126	Morstead	62	2674	43.1	41.7	2	23	58	0	
Lutz	0	0	0	0	57/58	23/28	0	126	TEAM	62	2674	43.1	41.7	2	23	58	0	
T. Hill	9	8	1	0	0	0	0	54	OPPONENTS	66	3068	46.5	39.5	3	13	61	0	

* PUNT RETURNS	Ret	FC	Yds	Avg	Long	TD								
Murray	5	4	1	0	0	30	Harris	17	5	207	12.2	42	0	
Sanders	5	0	5	0	0	30	Callaway	11	5	122	11.1	19	0	
Smith	4	0	4	0	0	24	Lewis	9	7	69	7.7	17	0	
Brees	2	2	0	0	0	12	Carr	1	1	1	1.0	1	0	
Carr	1	0	1	0	0	6	Kamara	1	0	0	0.0	0	0	
Harris	1	0	1	0	0	6	TEAM	39	18	399	10.2	42	0	
J. Hill	1	0	1	0	0	6	OPPONENTS	20	29	46	2.3	12	0	
Humphrey	1	0	1	0	0	6	* KICKOFF RETURNS	No.	Yds	Avg	Long	TD		
J. Jenkins	1	0	0	1	0	6	Harris	16	436	27.3	75	0		
Kumerow LG	1	0	1	0	0	6	Callaway	4	94	23.5	29	0		
Trautman	1	0	1	0	0	6	Lewis	3	89	29.7	34	0		
TEAM	59	30	28	1	57/58	23/28	1	482	Kamara	2	44	22.0	31	0
OPPONENTS	39	11	28	0	33/35	22/26	0	337	Montgomery	2	57	28.5	33	0
2-Pt Conv: TM 0-1, OPP 2-4									D. Washington	2	31	15.5	17	0

SACKS: Hendrickson 13.5, Jordan 7.5, Onyemata 6.5, Granderson 5, Davis 4, M. Jenkins 2.5, Davenport 1.5, Rankins 1.5, Alexander LG 1, Brown 1, Gardner-Johnson 1, (group) 1, TM 45, OPP 29	FUM/LOST: T. Hill 10/5, Brees 6/2, Harris 3/1, Cook 1/1, Crawley 1/0, J. Hill 1/0, Kamara 1/0, McCoy 1/0, Murray 1/0, Sanders 1/0, Smith 1/0	* FIELD GOALS	1-19	20-29	30-39	40-49	50+
		Lutz	0/0	5/6	10/10	7/9	1/3
		TEAM	0/0	5/6	10/10	7/9	1/3
		OPPONENTS	0/0	5/6	4/4	6/6	7/10
		Lutz: (29G, 21G) (31G) (45G, 35G, 34G) ( ) (48G, 53G, 36G) (41G, 43G) (38G, 27N, 27G, 39G, 35G) (36G) (49G, 23G) (22G, 53N) (40G) (40N) (45N, 57N) ( ) (30G) (33G, 48G) OPP: (54B, 38G) (28G, 54G) (52G, 33G, 49G) ( ) (50N) (43G, 65N) (44G, 29G, 51G) (48G) (32G, 40G) (28G, 51G, 52G) (58G) (53G, 30G, 28G) (44G, 22N) (22G) ( ) ( )					

* PASSING	Att	Cmp	Yds	Cmp%	Yds/Att	TD	TD%	Int	Int%	Long	Sack/Lost	Rating
Brees	390	275	2942	70.5	7.54	24	6.2	6	1.5	52t	13/ 89	106.4
T. Hill	121	88	928	72.7	7.67	4	3.3	2	1.7	44	14/ 87	92.8
Winston	11	7	75	63.6	6.82	0	0.0	0	0.0	19	2/ 11	83.5
TEAM	522	370	3945	70.9	7.56	28	5.4	8	1.5	52t	29/ 187	104.1
OPPONENTS	557	333	3759	59.8	6.75	28	5.0	18	3.2	74t	45/ 287	83.3

**NEW YORK GIANTS / WEEK 17 / THROUGH SUNDAY, JANUARY 3, 2021**

WON 6, LOST 10			* RUSHING	No.	Yds	Avg	Long	TD
09/14 L 16-26	Pittsburgh		Gallman	147	682	4.6	60	6
09/20 L 13-17	at Chicago		Jones	65	423	6.5	80	1
09/27 L 9-36	San Francisco		Morris	55	238	4.3	20	1
10/04 L 9-17	at L.A. Rams		Freeman	54	172	3.2	14	1
10/11 L 34-37	at Dallas	25,147	D. Lewis	29	115	4.0	19	2
10/18 W 20-19	Washington		Shepard	6	49	8.2	23t	1
10/22 L 21-22	at Philadelphia		Barkley	19	34	1.8	18	0
11/02 L 23-25	Tampa Bay		Ingram	6	26	4.3	9	1
11/08 W 23-20	at Washington	3,000	Penny	6	15	2.5	5	0
11/15 W 27-17	Philadelphia		McCoy	9	12	1.3	4	0
11/29 W 19-17	at Cincinnati	10,208	Board	1	3	3.0	3	0
12/06 W 17-12	at Seattle		D. Slayton	2	-1	-0.5	2	0
12/13 L 7-26	Arizona		TEAM	399	1768	4.4	80	13
12/20 L 6-20	Cleveland		OPPONENTS	432	1782	4.1	56t	14
12/27 L 13-27	at Baltimore		* RECEIVING	No.	Yds	Avg	Long	TD
01/03 W 23-19	Dallas		Shepard	66	656	9.9	29	3
	NY-G	Opp.	Ingram	63	654	10.4	53	1
TOTAL FIRST DOWNS	297	353	D. Slayton	50	751	15.0	41t	3
Rushing	91	115	Tate	35	388	11.1	39t	2
Passing	178	215	Gallman	21	114	5.4	19	0
Penalty	28	23	D. Lewis	19	127	6.7	17	1
3rd Down: Made/Att	72/198	91/204	K. Smith	18	112	6.2	16	0
3rd Down Pct.	36.4	44.6	Board	11	101	9.2	16	0
4th Down: Made/Att	14/22	11/18	Mack	7	91	13.0	50	0
4th Down Pct.	63.6	61.1	Freeman	7	58	8.3	18	0
POSSESSION AVG.	28:42	31:18	Barkley	6	60	10.0	38	0
TOTAL NET YARDS	4794	5589	Toilolo	5	46	9.2	14	0
Avg. Per Game	299.6	349.3	Pettis LG	4	76	19.0	33t	1
Total Plays	966	1046	Pettis TM	4	76	19.0	33t	1
Avg. Per Play	5.0	5.3	Ratley TM	4	63	15.8	29	0
NET YARDS RUSHING	1768	1782	Morris	3	19	6.3	9	1
Avg. Per Game	110.5	111.4	Penny	2	20	10.0	11	0
Total Rushes	399	432	TEAM	321	3336	10.4	53	12
NET YARDS PASSING	3026	3807	OPPONENTS	388	4130	10.6	68t	22
Avg. Per Game	189.1	237.9	* INTERCEPTIONS	No.	Yds	Avg	Long	TD
Sacked/Yards Lost	50/310	40/323	Bradberry	3	19	6.3	19	0
Gross Yards	3336	4130	Fackrell	1	46	46.0	46t	1
Att./Completions	517/321	574/388	Ryan	1	15	15.0	15	0
Completion Pct.	62.1	67.6	Love	1	13	13.0	13	0
Had Intercepted	11	11	Peppers	1	6	6.0	6	0
PUNTS/AVERAGE	66/44.1	55/47.1	Martinez	1	2	2.0	2	0
NET PUNTING AVG.	66/38.8	55/40.4	Holmes	1	0	0.0	0	0
PENALTIES/YARDS	81/634	88/681	Lalos	1	0	0.0	0	0
FUMBLES/BALL LOST	20/11	26/11	McKinney	1	0	0.0	0	0
TOUCHDOWNS	27	38	TEAM	11	101	9.2	46t	1
Rushing	13	14	OPPONENTS	11	57	5.2	32	0
Passing	12	22	* PUNTING	No.	Yds	Avg	Net	TB
Returns	2	2	Dixon	65	2911	44.8	38.8	6
* SCORE BY PERIODS	Q1	Q2	Q3	Q4	OT	PTS	TEAM	6
TEAM	74	72	56	78	0	280	OPPONENTS	7
OPPONENTS	72	113	58	114	0	357	* PUNT RETURNS	18
* SCORING	TD-Ru-Pa-Rt	K-PAT	FG	S	PTS	Peppers	15	14
Gano	0	0	0	21/23	31/32	0	114	Tate
Gallman	6	6	0	0	0	36	Pettis LG	2
Shepard	4	1	3	0	0	26	Board	1
D. Lewis	3	2	1	0	0	18	TEAM	20
D. Slayton	3	0	3	0	0	18	OPPONENTS	25
Ingram	2	1	1	0	0	12	* KICKOFF RETURNS	No.
Morris	2	1	1	0	0	12	D. Lewis	24
Tate	2	0	2	0	0	12	Ballentine TM	9
Crowder	1	0	0	1	0	6	Board	2
Fackrell	1	0	0	1	0	6	Pettis LG	1
Freeman	1	1	0	0	0	6	K. Smith	1
Jones	1	1	0	0	0	6	TEAM	36
Pettis LG	1	0	1	0	0	6	OPPONENTS	41
Pettis TM	1	0	1	0	0	6	* FIELD GOALS	1-19
Thomas	0	0	0	0	0	2	Gano	0/0
TEAM	27	13	12	2	21/23	31/32	0	280
OPPONENTS	38	14	22	2	29/31	32/36	1	357
2-Pt Conv: Shepard, Thomas, TM 2-4, OPP 1-7	Gano: (21G) (57N, 39G, 37G) (52G, 42G, 47G) (35G, 37G, 27G) (55G, 50G, 54G, 28G) (33G, 20G) ( ) (33G) (38G, 48G, 42G) (35G, 44G) (49G, 40G, 39G, 32G) (48G) ( ) (37G, 39G) (31G, 42G) (50G)							
SACKS: L. Williams 11.5, Fackrell 4, Lawrence 4, D. Tomlinson 3.5, Martinez 3, Peppers 2.5, Golden TM 1.5, Sheard LG 1.5, Sheard TM 1.5, Carter 1, Coughlin 1, Crowder 1, Hill 1, Johnson 1, Ryan 1, (group) 1, Harris 0.5, Holmes 0.5, Yiadom 0.5, TM 40, OPP 50	OPP: (41G, 36G) (34G, 50N) (52G, 32G, 55N, 26G) (32G) (24G, 40G, 34G) (47N, 35G, 28G) (31G, 29N) (37G, 40G, 43G, 38G) (48G, 44G) (40G) (44G) (31G) (34G, 37G, 34G, 30G) ( ) (20G, 28G) (38G, 46G, 57G, 36G)							
FUM/LOST: Jones 11/6, D. Lewis 3/2, Ingram 1/1, Gallman 1/0, McCoy 1/1, Pettis(LG) 1/1, Ratley(TM) 1/0, D. Slayton 1/1, K. Smith 1/0								

* PASSING	Att	Cmp	Yds	Cmp%	Yds/Att	TD	TD%	Int	Int%	Long	Sack/Lost	Rating
Jones	448	280	2943	62.5	6.57	11	2.5	10	2.2	53	45/ 286	80.4
McCoy	66	40	375	60.6	5.68	1	1.5	1	1.5	35	5/ 24	75.0
Tate	2	1	18	50.0	9.00	0	0.0	0	0.0	18	0/ 0	81.3
Dixon	1	0	0	0.0	0.00	0	0.0	0	0.0	---	0/ 0	39.6
TEAM	517	321	3336	62.1	6.45	12	2.3	11	2.1	53	50/ 310	79.6
OPPONENTS	574	388	4130	67.6	7.20	22	3.8	11	1.9	68t	40/ 323	93.2

PHILADELPHIA EAGLES / WEEK 17 / THROUGH SUNDAY, JANUARY 3, 2021

WON 4, LOST 11, TIED 1		* RUSHING		No.	Yds	Avg	Long	TD								
09/13	L 17-27	at Washington	Sanders	164	867	5.3	82t	6								
09/20	L 19-37	L.A. Rams	Scott	80	374	4.7	56t	1								
09/27	T 23-23 OT	Cincinnati	Hurts	63	354	5.6	24	3								
10/04	W 25-20	at San Francisco	Wentz	52	276	5.3	40	5								
10/11	L 29-38	at Pittsburgh	Clement	21	75	3.6	7	1								
10/18	L 28-30	Baltimore	Howard LG	35	60	1.7	11	4								
10/22	W 22-21	N.Y. Giants	Howard TM	7	27	3.9	11	0								
11/01	W 23- 9	Dallas	Reagor	4	26	6.5	19	0								
11/15	L 17-27	at N.Y. Giants	Huntley	5	19	3.8	10	0								
11/22	L 17-22	at Cleveland	D. Jackson	1	12	12.0	12	0								
11/30	L 17-23	Seattle	Sudfeld	2	12	6.0	12	0								
12/06	L 16-30	at Green Bay	Hightower	1	1	1.0	1	0								
12/13	W 24-21	New Orleans	Ward	2	-4	-2.0	2	0								
12/20	L 26-33	at Arizona	Killins	1	-12	-12.0	-12	0								
12/27	L 17-37	at Dallas	TEAM	403	2027	5.0	82t	16								
01/03	L 14-20	Washington	OPPONENTS	481	2012	4.2	80	20								
		Phil.	Opp.	* RECEIVING		No.	Yds	Avg	Long	TD						
TOTAL FIRST DOWNS	336	340	Ward	53	419	7.9	32t	6								
Rushing	114	98	Goedert	46	524	11.4	41	3								
Passing	177	209	Fulgham	38	539	14.2	42t	4								
Penalty	45	33	Ertz	36	335	9.3	42	1								
3rd Down: Made/Att	82/220	80/211	Reagor	31	396	12.8	55	1								
3rd Down Pct.	37.3	37.9	Sanders	28	197	7.0	28	0								
4th Down: Made/Att	15/35	7/18	Scott	25	212	8.5	18t	1								
4th Down Pct.	42.9	38.9	Rodgers	24	345	14.4	33t	2								
POSSESSION AVG.	28:58	31:02	D. Jackson	14	236	16.9	81t	1								
TOTAL NET YARDS	5354	5810	Hightower	10	167	16.7	59	0								
Avg. Per Game	334.6	363.1	Watkins	7	106	15.1	43	1								
Total Plays	1066	1060	Jeffery	6	115	19.2	39	1								
Avg. Per Play	5.0	5.5	Clement	5	25	5.0	12	0								
NET YARDS RUSHING	2027	2012	Arcega-Whiteside	4	85	21.3	37	0								
Avg. Per Game	126.7	125.8	Burnett	3	19	6.3	10	0								
Total Rushes	403	481	Croom LG	1	3	3.0	3t	1								
NET YARDS PASSING	3327	3798	Croom TM	1	3	3.0	3t	1								
Avg. Per Game	207.9	237.4	Hurts	1	3	3.0	3	0								
Sacked/Yards Lost	65/401	49/324	Killins	1	2	2.0	2	0								
Gross Yards	3728	4122	Huntley	1	0	0.0	0	0								
Att./Completions	598/334	530/364	Howard LG	1	-3	-3.0	-3	0								
Completion Pct.	55.9	68.7	TEAM	334	3728	11.2	81t	22								
Had Intercepted	20	8	OPPONENTS	364	4122	11.3	69	27								
PUNTS/AVERAGE	74/45.9	71/46.1	* INTERCEPTIONS	No.	Yds	Avg	Long	TD								
NET PUNTING AVG.	74/40.6	71/42.0	Epps	2	0	0.0	0	0								
PENALTIES/YARDS	107/853	112/1036	Singleton	1	30	30.0	30t	1								
FUMBLES/BALL LOST	31/9	21/11	Slay	1	25	25.0	25	0								
TOUCHDOWNS	42	48	McLeod	1	21	21.0	21	0								
Rushing	16	20	Edwards	1	13	13.0	13	0								
Passing	22	27	D. Riley	1	7	7.0	7	0								
Returns	4	1	Mills	1	5	5.0	5	0								
* SCORE BY PERIODS	Q1	Q2	Q3	Q4	OT	PTS	TEAM	8	101	12.6	30t	1				
TEAM	62	103	58	111	0	334	OPPONENTS	20	132	6.6	50t	1				
OPPONENTS	88	119	97	114	0	418	* PUNTING	No.	Yds	Avg	Net	TB	In	Lg	B	
* SCORING	TD-Ru-Pa-Rt	K-PAT	FG	S	PTS	Johnston	71	3318	46.7	40.6	6	26	66	1		
Elliott	0	0	0	24/26	14/19	0	66	Elliott	2	77	38.5	38.5	0	1	42	0
Sanders	6	6	0	0	0	40	TEAM	74	3395	45.9	40.6	6	27	66	1	
Ward	6	0	6	0	0	38	OPPONENTS	71	3271	46.1	42.0	3	28	71	0	
Wentz	5	5	0	0	0	30	* PUNT RETURNS	Ret	FC	Yds	Avg	Long	TD			
Fulgham	4	0	4	0	0	24	Ward	21	22	134	6.4	22	0			
Howard LG	4	4	0	0	0	24	Reagor	4	4	94	23.5	73t	1			
Goedert	3	0	3	0	0	18	D. Jackson	1	1	2	2.0	2	0			
Hurts	3	3	0	0	0	18	TEAM	26	27	230	8.8	73t	1			
Reagor	2	0	1	1	0	14	OPPONENTS	43	13	274	6.4	20	0			
Rodgers	2	0	2	0	0	12	* KICKOFF RETURNS	No.	Yds	Avg	Long	TD				
Scott	2	1	1	0	0	12	Scott	28	590	21.1	46	0				
Arcega-Whitesid	1	0	0	1	0	8	Huntley	2	36	18.0	20	0				
Ertz	1	0	1	0	0	8	Clement	1	22	22.0	22	0				
Clement	1	1	0	0	0	6	TEAM	31	648	20.9	46	0				
Croom LG	1	0	1	0	0	6	OPPONENTS	26	581	22.3	37	0				
Croom TM	1	0	1	0	0	6	* FIELD GOALS	1-19	20-29	30-39	40-49	50+				
D. Jackson	1	0	1	0	0	6	Elliott	0/0	1/3	6/6	5/5	2/5				
Jeffery	1	0	1	0	0	6	TEAM	0/0	1/3	6/6	5/5	2/5				
McLeod	1	0	0	1	0	6	OPPONENTS	0/0	4/4	7/7	14/17	2/4				
Singleton	1	0	0	1	0	6	Elliott: (38G,53N) (38G,33G) (27G,42G,54G) (35G)									
Watkins	1	0	1	0	0	6	(57N) (52N) (31G,29N) () (40G) (43G) (42G) (52G) (44G,									
Hightower	0	0	0	0	0	2	22N) () (38G) ()									
TEAM	42	16	22	4	24/26	14/19	1	334	OPP: (48N,38G,40G) (30G) (48G,31G,25G) () (41G) (46G,							
OPPONENTS	48	20	27	1	45/47	27/32	2	418	55G,46G) () (49G,49G,59G,52N) (35G,44G) (46G,47B,							
2-Pt Conv: Sanders 2, Arcega-Whiteside,									28G) (44G,33G,39G) (40G) (45N,57N) (40G) (35G,20G,							
Ertz, Hightower, Reagor, Ward, TM 7-16,									21G) (42G,42G)							
OPP 0-1																

SACKS: Graham 8, Cox 6.5, Sweat 6, Barnett 5.5, Hargrave 4.5, Curry 3, M. Jackson 2.5, Edwards 2, Singleton 2, Avery 1.5, Mills 1.5, Gerry 1, Jacquet 1, LeBlanc 1, Ridgeway 1, R. Williams 1, McGill 0.5, D. Riley 0.5, TM 49, OPP 65  
 FUM/LOST: Wentz 10/4, Hurts 9/2, Sanders 4/2, Reagor 2/0, Scott 2/0, Ward 2/0, Howard(LG) 1/0, Kelce 1/0, Sudfeld 1/1

* PASSING	Att	Cmp	Yds	Cmp%	Yds/Att	TD	TD%	Int	Int%	Long	Sack/Lost	Rating
Wentz	437	251	2620	57.4	6.00	16	3.7	15	3.4	59	50/ 326	72.8
Hurts	148	77	1061	52.0	7.17	6	4.1	4	2.7	81t	13/ 59	77.6
Sudfeld	12	5	32	41.7	2.67	0	0.0	1	8.3	10	2/ 16	14.6
Ward	1	1	15	100.0	15.00	0	0.0	0	0.0	15	0/ 0	118.8
TEAM	598	334	3728	55.9	6.23	22	3.7	20	3.3	81t	65/ 401	72.9
OPPONENTS	530	364	4122	68.7	7.78	27	5.1	8	1.5	69	49/ 324	102.4

**SAN FRANCISCO 49ERS / WEEK 17 / THROUGH SUNDAY, JANUARY 3, 2021**

WON 6, LOST 10				* RUSHING		No.	Yds	Avg	Long	TD					
09/13 L	20-24	Arizona		Wilson		126	600	4.8	34	7					
09/20 W	31-13	at N.Y. Jets		Mostert		104	521	5.0	80t	2					
09/27 W	36- 9	at N.Y. Giants		McKinnon		81	319	3.9	55	5					
10/04 L	20-25	Philadelphia		Hasty		39	148	3.8	20	1					
10/11 L	17-43	Miami		Aiyuk		6	77	12.8	38t	2					
10/18 W	24-16	L.A. Rams		Juszczyk		17	64	3.8	10	2					
10/25 W	33- 6	at New England		T. Coleman		28	53	1.9	12	0					
11/01 L	27-37	at Seattle		Beathard		6	28	4.7	17	0					
11/05 L	17-34	Green Bay		Samuel		8	26	3.3	10	0					
11/15 L	13-27	at New Orleans	5,979	Garoppolo		10	25	2.5	9	0					
11/29 W	23-20	at L.A. Rams		Kittle		2	17	8.5	9	0					
12/07 L	24-34	Buffalo		Mullens		9	8	0.9	7	0					
12/13 L	15-23	Washington		Walter		1	3	3.0	3	0					
12/20 L	33-41	at Dallas	30,092	TEAM		437	1889	4.3	80t	19					
12/26 W	20-12	at Arizona		OPPONENTS		430	1703	4.0	61	12					
01/03 L	23-26	Seattle		* RECEIVING		No.	Yds	Avg	Long	TD					
		S.F.	Opp.	Aiyuk		60	748	12.5	49	5					
TOTAL FIRST DOWNS	350	311		Bourne		49	667	13.6	49t	2					
Rushing	101	102		Kittle		48	634	13.2	44t	2					
Passing	217	176		Samuel		33	391	11.8	35	1					
Penalty	32	33		McKinnon		33	253	7.7	26	1					
3rd Down: Made/Att	77/197	71/200		Reed		26	231	8.9	26	4					
3rd Down Pct.	39.1	35.5		James		23	394	17.1	47	1					
4th Down: Made/Att	6/15	13/20		Dwellely		19	245	12.9	36	1					
4th Down Pct.	40.0	65.0		Juszczyk		19	202	10.6	41	4					
POSSESSION AVG.	31:23	28:37		Mostert		16	156	9.8	76t	1					
TOTAL NET YARDS	5922	5030		Wilson		13	133	10.2	21t	3					
Avg. Per Game	370.1	314.4		T. Taylor		10	86	8.6	29	0					
Total Plays	1046	997		Hasty		7	33	4.7	16	0					
Avg. Per Play	5.7	5.0		Cracraft		6	41	6.8	12	0					
NET YARDS RUSHING	1889	1703		T. Coleman		4	34	8.5	18	0					
Avg. Per Game	118.1	106.4		Woerner		3	36	12.0	18	0					
Total Rushes	437	430		Walter		1	27	27.0	27	0					
NET YARDS PASSING	4033	3327		Sanu	TM	1	9	9.0	9	0					
Avg. Per Game	252.1	207.9		TEAM		371	4320	11.6	76t	25					
Sacked/Yards Lost	39/287	30/199		OPPONENTS		341	3526	10.3	70	25					
Gross Yards	4320	3526		* INTERCEPTIONS		No.	Yds	Avg	Long	TD					
Att./Completions	570/371	537/341		Ja. Taylor		2	8	4.0	8	0					
Completion Pct.	65.1	63.5		Warner		2	3	1.5	3	0					
Had Intercepted	17	12		Verrett		2	0	0.0	0	0					
PUNTS/AVERAGE	67/46.2	69/48.5		Moseley		1	51	51.0	51	0					
NET PUNTING AVG.	67/41.6	69/43.8		Kinlaw		1	27	27.0	27t	1					
PENALTIES/YARDS	85/731	79/709		Sherman		1	18	18.0	18	0					
FUMBLES/BALL LOST	20/14	22/8		Tartt		1	16	16.0	16	0					
TOUCHDOWNS	45	42		Al-Shaair		1	0	0.0	0	0					
Rushing	19	12		Witherspoon		1	0	0.0	0	0					
Passing	25	25		TEAM		12	123	10.3	51	1					
Returns	1	5		OPPONENTS		17	293	17.2	76t	2					
* SCORE BY PERIODS	Q1	Q2	Q3	Q4	OT	PTS	* PUNTING	No.	Yds	Avg	Net	TB	In	Lg	B
TEAM	89	84	77	126	0	376	Wishnowsky	66	3093	46.9	41.6	6	25	60	1
OPPONENTS	68	111	83	128	0	390	TEAM	67	3093	46.2	41.6	6	25	60	1
* SCORING	TD-Ru-Pa-Rt	K-PAT	FG	S	PTS	OPPONENTS	69	3349	48.5	43.8	5	23	68	0	
Gould	0	0	0	36/38	19/23	0	93	* PUNT RETURNS	Ret	FC	Yds	Avg	Long	TD	
Wilson	10	7	3	0	0	60	T. Taylor	9	14	112	12.4	20	0		
Aiyuk	7	2	5	0	0	42	James	6	6	34	5.7	12	0		
Juszczyk	6	2	4	0	0	36	Cracraft	5	2	40	8.0	21	0		
McKinnon	6	5	1	0	0	36	Aiyuk	2	2	26	13.0	16	0		
Reed	4	0	4	0	0	24	Pettis	TM	2	2	14	7.0	8	0	
Mostert	3	2	1	0	0	18	Webster	LG	1	0	0	0.0	0	0	
Bourne	2	0	2	0	0	14	Webster	TM	1	0	0	0.0	0	0	
Kittle	2	0	2	0	0	12	TEAM	25	26	226	9.0	21	0		
Vizcaino LG	0	0	0	2/ 2	3/ 3	0	11	OPPONENTS	23	28	183	8.0	22	0	
Vizcaino TM	0	0	0	2/ 2	3/ 3	0	11	* KICKOFF RETURNS	No.	Yds	Avg	Long	TD		
Dwellely	1	0	1	0	0	6	McKinnon	12	239	19.9	30	0			
Hasty	1	1	0	0	0	6	Walter	5	93	18.6	34	0			
James	1	0	1	0	0	6	James	4	73	18.3	21	0			
Kinlaw	1	0	0	1	0	6	Hasty	3	57	19.0	21	0			
Samuel	1	0	1	0	0	6	Dwellely	1	20	20.0	20	0			
TEAM	45	19	25	1	38/40	22/26	0	376	Pettis	TM	1	18	18.0	18	0
OPPONENTS	42	12	25	5	37/40	33/37	0	390	White		1	20	20.0	20	0
2-Pt Conv: Bourne, TM 1-4, OPP 1-2									TEAM		27	520	19.3	34	0
SACKS: Hyder 8.5, Armstead 3.5, Jones 3, Jordan 3, Willis LG 2.5, Willis TM 2.5, K. Williams 2, Kinlaw 1.5, Alexander TM 1, Givens 1, Greenlaw 1, D. Johnson 1, Ja. Taylor 1, Warner 1, TM 30, OPP 39									OPPONENTS		32	795	24.8	75	1
FUM/LOST: Mullens 6/4, Beathard 3/3, Garoppolo 2/0, James 2/2, Wilson 2/2, Hasty 1/0, Juszczyk 1/0, Mostert 1/1, Pettis(TM) 1/1, Webster(TM) 1/1, Webster(LG) 1/1									* FIELD GOALS		1-19	20-29	30-39	40-49	50+
									Gould		0/ 0	3/ 3	5/ 6	9/10	2/ 4
									Vizcaino LG		0/ 0	0/ 0	2/ 2	1/ 1	0/ 0
									Vizcaino TM		0/ 0	0/ 0	2/ 2	1/ 1	0/ 0
									TEAM		0/ 0	3/ 3	7/ 8	10/11	2/ 4
									OPPONENTS		1/ 1	7/ 7	6/ 6	14/15	5/ 8
									Gould: (52G,24G) (46G) (52G,32G,55N,26G) () (37G) (49G) (41G,32G) () (22G) (32G,40G) (50N,46G,44G,42G) (45G) () (41G,31G) (41N,37N) () Vizcaino: () () () () () () () () () () () () (36G,47G,33G) OPP: (52N,56G,49N) (41G,25G) (52G,42G,47G) (35G) (26G,50G,29G,31G,49G) (42G) (40G,41G) (48G) (19G,53G) (49G,23G) (48G,41G) (37G,28G) (53N,51G,31G,21G) (48G,60N,46G) (27G,43G) (36G,30G)						
* PASSING	Att	Cmp	Yds	Cmp%	Yds/Att	TD	TD%	Int	Int%	Long	Sack/Lost	Rating			
Mullens	326	211	2437	64.7	7.48	12	3.7	12	3.7	49	19/ 139	84.1			
Garoppolo	140	94	1096	67.1	7.83	7	5.0	5	3.6	76t	11/ 77	92.4			
Beathard	104	66	787	63.5	7.57	6	5.8	0	0.0	49t	9/ 71	105.7			
TEAM	570	371	4320	65.1	7.58	25	4.4	17	3.0	76t	39/ 287	90.1			
OPPONENTS	537	341	3526	63.5	6.57	25	4.7	12	2.2	70	30/ 199	88.6			

SEATTLE SEAHAWKS / WEEK 17 / THROUGH SUNDAY, JANUARY 3, 2021

WON 12, LOST 4				* RUSHING		No.	Yds	Avg	Long	TD			
09/13	W 38-25	at Atlanta		Carson		141	681	4.8	29t	5			
09/20	W 35-30	New England		Wilson		83	513	6.2	38	2			
09/27	W 38-31	Dallas		Hyde		81	356	4.4	50t	4			
10/04	W 31-23	at Miami	12,369	Dallas		34	108	3.2	13	2			
10/11	W 27-26	Minnesota		Homer		25	88	3.5	12	0			
10/25	L 34-37 OT	at Arizona	1,200	Collins		18	77	4.3	13t	2			
11/01	W 37-27	San Francisco		Dav. Moore		8	61	7.6	15	0			
11/08	L 34-44	at Buffalo		Penny		11	34	3.1	7	0			
11/15	L 16-23	at L.A. Rams		Scarborough LG		6	31	5.2	12	0			
11/19	W 28-21	Arizona		Scarborough TM		6	31	5.2	12	0			
11/30	W 23-17	at Philadelphia		Hart		1	19	19.0	19	0			
12/06	L 12-17	N.Y. Giants		Bellore		1	5	5.0	5	0			
12/13	W 40- 3	N.Y. Jets		G. Smith		2	-2	-1.0	0	0			
12/20	W 20-15	at Washington		TEAM		411	1971	4.8	50t	15			
12/27	W 20- 9	L.A. Rams		OPPONENTS		392	1529	3.9	60	18			
01/03	W 26-23	at San Francisco		* RECEIVING									
		Sea.	Opp.	Lockett		100	1054	10.5	47t	10			
TOTAL FIRST DOWNS				Metcalfe		83	1303	15.7	62	10			
				Carson		37	287	7.8	29	4			
				Dav. Moore		35	417	11.9	57	6			
				Hollister		25	209	8.4	20	3			
				Dissly		24	251	10.5	28	2			
				Olsen		24	239	10.0	22	1			
				Dallas		17	111	6.5	13	1			
				Hyde		16	93	5.8	18	0			
POSSESSION AVG.				Swain		13	159	12.2	23	2			
TOTAL NET YARDS				Homer		9	90	10.0	50	1			
				Parkinson		2	16	8.0	10	0			
				Willson LG		1	12	12.0	12	0			
				Bellore		1	9	9.0	9	0			
NET YARDS RUSHING				Collins		1	4	4.0	4	0			
				Hart		1	3	3.0	3	0			
				TEAM		388	4245	10.9	62	40			
NET YARDS PASSING				OPPONENTS		450	4811	10.7	52	23			
				* INTERCEPTIONS									
				Diggs		5	57	11.4	32	0			
				Shaqui. Griffin		3	20	6.7	16	0			
				D. Reed		2	21	10.5	20	0			
				Neal		2	1	0.5	1	0			
				Wright		1	7	7.0	7	0			
PUNTS/AVERAGE				Dunbar		1	0	0.0	0	0			
NET PUNTING AVG.				TEAM		14	106	7.6	32	0			
PENALTIES/YARDS				OPPONENTS		13	199	15.3	90	1			
FUMBLES/BALL LOST				* PUNTING									
TOUCHDOWNS				M. Dickson		61	3028	49.6	44.4	6	32	67	0
				TEAM		61	3028	49.6	44.4	6	32	67	0
				OPPONENTS		56	2524	45.1	40.6	3	12	63	1
				* PUNT RETURNS		Ret	FC	Yds	Avg	Long	TD		
* SCORE BY PERIODS	Q1	Q2	Q3	Q4	OT	PTS							
							12	14	111	9.3	20	0	
TEAM	86	128	118	127	0	459	D. Reed	10	8	78	7.8	15	0
OPPONENTS	66	90	65	147	3	371	TEAM	22	22	189	8.6	20	0
* SCORING	TD-Ru-Pa-Rt	K-PAT	FG	S	PTS	PTS	OPPONENTS	28	13	199	7.1	21	0
Myers	0	0	0	0	49/53	24/24	0	121	* KICKOFF RETURNS				
Lockett	10	0	10	0	0	0	60	Homer	No.	Yds	Avg	Long	TD
Metcalfe	10	0	10	0	0	0	60	Swain	12	291	24.3	44	0
Carson	9	5	4	0	0	0	54	D. Reed	6	137	22.8	28	0
Dav. Moore	6	0	6	0	0	0	36	Dav. Moore	5	137	27.4	49	0
Hyde	4	4	0	0	0	0	24	Dissly	3	47	15.7	21	0
Hollister	3	0	3	0	0	0	20	Lockett	1	8	8.0	8	0
Dallas	3	2	1	0	0	0	18	TEAM	1	9	9.0	9	0
Collins	2	2	0	0	0	0	12	OPPONENTS	28	629	22.5	49	0
Dissly	2	0	2	0	0	0	12	* FIELD GOALS	38	815	21.4	66	0
Swain	2	0	2	0	0	0	12	Myers	1-19	20-29	30-39	40-49	50+
Wilson	2	2	0	0	0	0	12	TEAM	0/ 0	2/ 2	7/ 7	13/13	2/ 2
Homer	1	0	1	0	0	0	6	OPPONENTS	0/ 0	2/ 2	7/ 7	13/13	2/ 2
Olsen	1	0	1	0	0	0	6	Myers: (42G) ( ) ( ) (55G) ( ) (41G,44G) (48G) (45G,44G)	0/ 0	5/ 5	4/ 5	18/21	2/ 4
Mone	0	0	0	0	1	2	(37G,61G,39G) (27G,41G) (44G,33G,39G) (31G) (41G,						
Neal	0	0	0	0	1	2	29G) (43G,40G) (45G,49G) (36G,30G)						
TEAM	55	15	40	0	49/53	24/24	3	459	OPP: (49G,49G) (51N,25G) (43G,42G) (41G,29G,45G,				
OPPONENTS	42	18	23	1	26/33	29/35	0	371	43G,29G) (52G,46G) (49G,44G,41N,48G) ( ) (44G,61N,				
2-Pt Conv: Hollister, TM 1-2, OPP 3-9				22G,31G) (23G) ( ) (42G) (48G) (45G,37N,41N,43N) (48G)									
SACKS: J. Adams 9.5, J. Reed 6.5,				(44G,51G,33G) (36G,47G,33G)									
Dunlap LG 6, Dunlap TM 5, Mayowa 6, Robinson 4, Collier 3, Wagner 3, Ford 2, Green 2,													
Wright 2, Shaque. Griffin 1, Dam. Moore 1, Mone 0.5, Rush TM 0.5, TM 46, OPP 48													
FUM/LOST: Wilson 7/4, Carson 1/0, Hyde 1/0, Lockett 1/0, Metcalfe 1/1, Dav. Moore 1/0,													
D. Reed 1/0, G. Smith 1/0													
* PASSING	Att	Cmp	Yds	Cmp%	Yds/Att	TD	TD%	Int	Int%	Long	Sack/Lost	Rating	
Wilson	558	384	4212	68.8	7.55	40	7.2	13	2.3	62	47/ 301	105.1	
G. Smith	5	4	33	80.0	6.60	0	0.0	0	0.0	14	1/ 3	94.2	
TEAM	563	388	4245	68.9	7.54	40	7.1	13	2.3	62	48/ 304	105.0	
OPPONENTS	674	450	4811	66.8	7.14	23	3.4	14	2.1	52	46/ 251	90.2	

**TAMPA BAY BUCCANEERS / WEEK 17 / THROUGH SUNDAY, JANUARY 3, 2021**

WON 11, LOST 5		* RUSHING		No.	Yds	Avg	Long	TD				
09/13	L 23-34	at New Orleans	Jones	192	978	5.1	98t	7				
09/20	W 31-17	Carolina	Fournette	97	367	3.8	46t	6				
09/27	W 28-10	at Denver	5,226 Vaughn	26	109	4.2	19	0				
10/04	W 38-31	L.A. Chargers	6,383 McCoy	10	31	3.1	14	0				
10/08	L 19-20	at Chicago	Prosise LG	10	19	1.9	7	0				
10/18	W 38-10	Green Bay	15,540 Gabbert	9	16	1.8	16	0				
10/25	W 45-20	at Las Vegas	S. Miller	3	14	4.7	7	0				
11/02	W 25-23	at N.Y. Giants	Brady	30	6	0.2	4	3				
11/08	L 3-38	New Orleans	15,740 Brown	2	-2	-1.0	1	0				
11/15	W 46-23	at Carolina	5,815 TEAM	369	1519	4.1	98t	16				
11/23	L 24-27	L.A. Rams	15,730 OPPONENTS	358	1289	3.6	62	10				
11/29	L 24-27	Kansas City	15,950 * RECEIVING	No.	Yds	Avg	Long	TD				
12/13	W 26-14	Minnesota	16,031 M. Evans	70	1006	14.4	50	13				
12/20	W 31-27	at Atlanta	10,703 Godwin	65	840	12.9	47	7				
12/26	W 47- 7	at Detroit	Gronkowski	45	623	13.8	48	7				
01/03	W 44-27	Atlanta	16,009 Brown	45	483	10.7	46t	4				
	T.B.	Opp.	Fournette	36	233	6.5	20	0				
TOTAL FIRST DOWNS	364	319	S. Miller	33	501	15.2	48t	3				
Rushing	82	78	Brate	28	282	10.1	25	2				
Passing	238	215	Jones	28	165	5.9	37t	1				
Penalty	44	26	McCoy	15	101	6.7	15	0				
3rd Down: Made/Att	83/191	82/205	Johnson	12	169	14.1	35	2				
3rd Down Pct.	43.5	40.0	Howard	11	146	13.3	33	2				
4th Down: Made/Att	8/14	14/25	Watson	7	94	13.4	36	0				
4th Down Pct.	57.1	56.0	Mickens	7	58	8.3	11	0				
POSSESSION AVG.	28:54	31:06	Vaughn	5	34	6.8	13	1				
TOTAL NET YARDS	6145	5234	Prosise LG	5	18	3.6	10	1				
Avg. Per Game	384.1	327.1	Hudson	3	41	13.7	20	0				
Total Plays	1017	1023	TEAM	410	4776	11.6	50	42				
Avg. Per Play	6.0	5.1	OPPONENTS	426	4311	10.1	75t	29				
NET YARDS RUSHING	1519	1289	* INTERCEPTIONS	No.	Yds	Avg	Long	TD				
Avg. Per Game	94.9	80.6	C. Davis	4	42	10.5	34	0				
Total Rushes	369	358	Edwards	2	67	33.5	37	0				
NET YARDS PASSING	4626	3945	Pierre-Paul	2	15	7.5	15	0				
Avg. Per Game	289.1	246.6	Whitehead	2	2	1.0	2	0				
Sacked/Yards Lost	22/150	48/366	Dean	1	32	32.0	32t	1				
Gross Yards	4776	4311	Winfield	1	16	16.0	16	0				
Att./Completions	626/410	617/426	H. Miller	1	2	2.0	2	0				
Completion Pct.	65.5	69.0	Murphy-Bunting	1	0	0.0	0	0				
Had Intercepted	12	15	David	1	-5	-5.0	-5	0				
PUNTS/AVERAGE	55/45.2	66/44.8	TEAM	15	171	11.4	37	1				
NET PUNTING AVG.	55/40.2	66/41.5	OPPONENTS	12	254	21.2	78t	2				
PENALTIES/YARDS	84/715	95/1015	* PUNTING	No.	Yds	Avg	Net	TB	In	Lg	B	
FUMBLES/BALL LOST	12/5	20/10	Pinion	55	2486	45.2	40.2	2	19	62	0	
TOUCHDOWNS	59	42	TEAM	55	2486	45.2	40.2	2	19	62	0	
Rushing	16	10	OPPONENTS	66	2956	44.8	41.5	2	27	67	1	
Passing	42	29	* PUNT RETURNS	Ret	FC	Yds	Avg	Long	TD			
Returns	1	3	Mickens	16	12	99	6.2	14	0			
* SCORE BY PERIODS	Q1 Q2 Q3 Q4	OT	PTS	Barner	13	0	75	5.8	21	0		
TEAM	88 157 112 135	0	492	Brown	1	2	2	2.0	2	0		
OPPONENTS	100 117 77 61	0	355	TEAM	30	14	176	5.9	21	0		
* SCORING	TD-Ru-Pa-Rt	K-PAT	FG	S	PTS	OPPONENTS	23	15	236	10.3	74t	1
Succop	0 0 0 0	52/57	28/31	0	136	* KICKOFF RETURNS	No.	Yds	Avg	Long	TD	
M. Evans	13 0 13 0	0	78	Mickens	14	340	24.3	34	0			
Jones	8 7 1 0	0	48	Prosise LG	8	149	18.6	24	0			
Godwin	7 0 7 0	0	42	Barner	7	167	23.9	33	0			
Gronkowski	7 0 7 0	0	42	Watson	2	19	9.5	13	0			
Fournette	6 6 0 0	0	36	Edwards	1	0	0.0	0	0			
Brown	4 0 4 0	0	24	Grayson	1	20	20.0	20	0			
Brady	3 3 0 0	0	18	TEAM	25	546	21.8	34	0			
S. Miller	3 0 3 0	0	18	OPPONENTS	14	471	33.6	98	0			
Brate	2 0 2 0	0	12	* FIELD GOALS	1-19	20-29	30-39	40-49	50+			
Howard	2 0 2 0	0	12	Succop	1/ 1	10/10	9/ 9	7/ 9	1/ 2			
Johnson	2 0 2 0	0	12	TEAM	1/ 1	10/10	9/ 9	7/ 9	1/ 2			
Dean	1 0 0 1	0	6	OPPONENTS	1/ 1	6/ 6	7/ 8	4/ 7	3/ 4			
Prosise LG	1 0 1 0	0	6	Succop: (54B,38G) (33G) (43G,35G) (44N,26G) (39G,								
Vaughn	1 0 1 0	0	6	35G,46G,25G) (50G) (29G) (37G,40G,43G,38G) (48G)								
Barrett	0 0 0 0	1	2	(23G,24G,21G,40G) (38G) (26G) (19G,48G) (27G) (42N)								
TEAM	59 16 42 1	52/57	28/31	1	492	(29G,38G,25G)						
OPPONENTS	42 10 29 3	38/39	21/26	0	355	OPP: (29G,21G) (23G) (56G) (53G,47N) (47G,38G) (39G)						
2-Pt Conv: TM	0-2, OPP	1-3	(42G,36G) (33G) (36G) (46G) (38G,44N,40G) (19G,29G)									
SACKS: Pierre-Paul	9.5, White	9, Barrett	8, (36N,54N,46N) (32G,52G) ( ) (22G,21G)									
Suh	6, Gholston	3, Winfield	3, Vea	2, Whitehead	2, David	1.5, Ledbetter	1, Nelson	1,				
O'Connor	1, Watson	1, TM	48, OPP	22								
FUM/LOST: Brady	4/1, Jones	2/2, Edwards	1/1, Gabbert	1/0, Godwin	1/0, Gronkowski	1/0,						
Jensen	1/0, Prosise	(LG) 1/1, Vaughn	1/1									
* PASSING	Att	Cmp	Yds	Cmp%	Yds/Att	TD	TD%	Int	Int%	Long	Sack/Lost	Rating
Brady	610	401	4633	65.7	7.60	40	6.6	12	2.0	50	21/ 143	102.2
Gabbert	16	9	143	56.3	8.94	2	12.5	0	0.0	35	1/ 7	125.8
TEAM	626	410	4776	65.5	7.63	42	6.7	12	1.9	50	22/ 150	102.8
OPPONENTS	617	426	4311	69.0	6.99	29	4.7	15	2.4	75t	48/ 366	94.3



WASHINGTON FOOTBALL TEAM / WEEK 17 / THROUGH SUNDAY, JANUARY 3, 2021

WON 7, LOST 9				* RUSHING	No.	Yds	Avg	Long	TD
09/13 W 27-17	Philadelphia			A. Gibson	170	795	4.7	40	11
09/20 L 15-30	at Arizona			McKissic	85	365	4.3	17	1
09/27 L 20-34	at Cleveland	6,000		Barber	94	258	2.7	15	4
10/04 L 17-31	Baltimore			Haskins	20	46	2.3	19	1
10/11 L 10-30	L.A. Rams			McLaurin	2	30	15.0	27	0
10/18 L 19-20	at N.Y. Giants			K. Allen	7	26	3.7	13	1
10/25 W 25- 3	Dallas			Gandy-Golden	1	22	22.0	22	0
11/08 L 20-23	N.Y. Giants	3,000		Heinicke	3	22	7.3	12	0
11/15 L 27-30	at Detroit			S. Sims	1	18	18.0	18	0
11/22 W 20- 9	Cincinnati			Wright	3	16	5.3	9	0
11/26 W 41-16	at Dallas	30,048		C. Sims	1	5	5.0	5	0
12/07 W 23-17	at Pittsburgh			L. Thomas	3	5	1.7	3	0
12/13 W 23-15	at San Francisco			Williams LG	1	5	5.0	5	0
12/20 L 15-20	Seattle			Smith	10	3	0.3	5	0
12/27 L 13-20	Carolina			TEAM	400	1611	4.0	40	18
01/03 W 20-14	at Philadelphia			OPPONENTS	428	1805	4.2	50t	14

TOTAL FIRST DOWNS	Wash.	Opp.		* RECEIVING	No.	Yds	Avg	Long	TD
Rushing	322	289		McLaurin	87	1118	12.9	68t	4
Passing	108	100		McKissic	80	589	7.4	29t	2
Penalty	184	161		L. Thomas	72	670	9.3	30	6
3rd Down: Made/Att	30	28		A. Gibson	36	247	6.9	40	0
3rd Down Pct.	88/225	81/216		C. Sims	32	477	14.9	50	1
4th Down: Made/Att	39.1	37.5		S. Sims	27	265	9.8	30	1
4th Down Pct.	11/19	9/24		Wright	27	197	7.3	22	0
POSSESSION AVG.	57.9	37.5		Inman	18	163	9.1	17t	2
TOTAL NET YARDS	29:55	30:05		Williams LG	4	21	5.3	10	0
Avg. Per Game	5076	4873		Barber	4	12	3.0	7	0
Total Plays	317.3	304.6		Ro. Foster LG	2	37	18.5	28	0
Avg. Per Play	1051	1004		Ro. Foster TM	2	37	18.5	28	0
NET YARDS RUSHING	4.8	4.9		Miller LG	2	6	3.0	7	0
Avg. Per Game	1611	1805		Hemingway	1	10	10.0	10	0
Total Rushes	100.7	112.8		Sprinkle	1	6	6.0	6	0
NET YARDS PASSING	400	428		Gandy-Golden	1	3	3.0	3	0
Avg. Per Game	3465	3068		Baugh	1	2	2.0	2	0
Sacked/Yards Lost	216.6	191.8		TEAM	389	3796	9.8	68t	16
Gross Yards	50/331	47/325		OPPONENTS	330	3393	10.3	56t	21
Att./Completions	3796	3393		* INTERCEPTIONS	No.	Yds	Avg	Long	TD
Completion Pct.	601/389	529/330		Fuller	4	0	0.0	0	0
Had Intercepted	64.7	62.4		Curl	3	88	29.3	76t	1
PUNTS/AVERAGE	16	16		Moreau	2	0	0.0	0	0
NET PUNTING AVG.	73/48.0	73/46.2		Moreland	1	32	32.0	32	0
PENALTIES/YARDS	73/44.3	73/43.5		Sweat	1	15	15.0	15t	1
FUMBLES/BALL LOST	87/697	85/708		Collins	1	1	1.0	1	0
TOUCHDOWNS	24/11	21/7		Bostic	1	0	0.0	0	0
Rushing	37	37		Holcomb	1	0	0.0	0	0
Passing	18	14		Da. Payne	1	0	0.0	0	0
Returns	16	21		Reaves	1	0	0.0	0	0
	3	2		TEAM	16	136	8.5	76t	2

* SCORE BY PERIODS	Q1	Q2	Q3	Q4	OT	PTS	OPPONENTS	No.	Yds	Avg	Net	TB	In	Lg	B	
TEAM	50	85	70	130	0	335	* PUNTING	73	3504	48.0	44.3	3	23	65	0	
OPPONENTS	86	152	30	61	0	329	Way	73	3504	48.0	44.3	3	23	65	0	
* SCORING	TD-Ru	Pa-Rt	K-PAT	FG	S	PTS	TEAM	73	3504	48.0	44.3	3	23	65	0	
Hopkins	0	0	0	0	30/32	27/34	0	111	73	3370	46.2	43.5	1	40	67	0
A. Gibson	11	11	0	0	0	0	66	* PUNT RETURNS	Ret	FC	Yds	Avg	Long	TD		
L. Thomas	6	0	6	0	0	0	36	S. Sims	24	19	160	6.7	22	0		
Barber	4	4	0	0	0	0	24	Wright	4	3	15	3.8	13	0		
McLaurin	4	0	4	0	0	0	24	Stroman	2	0	-2	-1.0	1	0		
McKissic	3	1	2	0	0	0	18	D. Johnson	1	4	3	3.0	3	0		
Inman	2	0	2	0	0	0	12	TEAM	31	26	176	5.7	22	0		
K. Allen	1	1	0	0	0	0	6	OPPONENTS	36	25	209	5.8	17	0		
Curl	1	0	0	1	0	0	6	* KICKOFF RETURNS	No.	Yds	Avg	Long	TD			
Haskins	1	1	0	0	0	0	6	D. Johnson	26	573	22.0	46	0			
C. Sims	1	0	1	0	0	0	6	S. Sims	3	42	14.0	20	0			
S. Sims	1	0	1	0	0	0	6	Wright	2	30	15.0	20	0			
Sweat	1	0	0	1	0	0	6	Williams LG	1	10	10.0	10	0			
Young	1	0	0	1	0	0	6	TEAM	31	645	20.8	46	0			
J. Allen	0	0	0	0	1	2	2	OPPONENTS	9	235	26.1	67	0			
TEAM	37	18	16	3	30/32	27/34	1	335	* FIELD GOALS	1-19	20-29	30-39	40-49	50+		
OPPONENTS	37	14	21	2	33/36	24/27	0	329	Hopkins	0/0	5/5	7/8	13/17	2/4		
2-Pt Conv: TM 0-5, OPP 1-1									TEAM	0/0	5/5	7/8	13/17	2/4		

SACKS: Sweat 9, Young 7.5, Kerrigan 5.5, Settle 5, Bostic 3, Da. Payne 3, Holcomb 2.5, J. Allen 2, Collins 2, Curl 2, Ioannidis 1.5, Pierre-Louis 1, Reaves 1, (group) 1, Moreland 0.5, Smith-Williams 0.5, TM 47, OPP 50

FUM/LOST: Haskins 6/3, S. Sims 5/2, McKissic 3/1, Wright 3/1, A. Gibson 2/2, Smith 2/0, K. Allen 1/1, Inman 1/0, McLaurin 1/1, Williams (LG) 1/1

* PASSING	Att	Cmp	Yds	Cmp%	Yds/Att	TD	TD%	Int	Int%	Long	Sack/Lost	Rating
Smith	252	168	1582	66.7	6.28	6	2.4	8	3.2	68t	22/ 139	78.5
Haskins	241	148	1439	61.4	5.97	5	2.1	7	2.9	50	20/ 141	73.0
K. Allen	87	60	610	69.0	7.01	4	4.6	1	1.1	52t	7/ 44	99.3
Heinicke	19	12	137	63.2	7.21	1	5.3	0	0.0	29t	1/ 7	102.3
L. Thomas	1	1	28	100.0	28.00	0	0.0	0	0.0	28	0/ 0	118.8
Wright	1	0	0	0.0	0.00	0	0.0	0	0.0	---	0/ 0	39.6
TEAM	601	389	3796	64.7	6.32	16	2.7	16	2.7	68t	50/ 331	80.1
OPPONENTS	529	330	3393	62.4	6.41	21	4.0	16	3.0	56t	47/ 325	81.4



TENNESSEE  
**TITANS**

**2020**

**PLAY-BY-PLAYS**

## **TITANS LEAVE DENVER WITH A 16-14 WIN OVER THE BRONCOS**

**BY JIM WYATT  
TENNESSEE TITANS  
SEPTEMBER 15, 2020**

DENVER – The message was preached from the time the 2020 Titans first began to gather: The 2019 season, and a trip to the AFC Championship Game, means nothing now.

Here on Monday, the Titans started anew.

And they started off with a win – just barely.

Kicker Stephen Gostkowski's 25-yard field goal with just 17 seconds lifted the Titans to a 16-14 win over the Broncos here in the season opener on Monday night.

It was the 10th career game-winning kick for Gostkowski, a former Patriot.

It capped off a tough debut for Gostkowski, who misfired on his first three field goals on the night and also missed a PAT.

But he nailed the kick when it mattered most, as the Titans started the season 1-0.

Quarterback Ryan Tannehill completed 29-of-43 passes for 249 yards and two touchdowns in the contest.

Running back Derrick Henry ran for 116 yards on 31 carries.

Receiver Corey Davis had seven catches for 101 yards.

It was a tough start for the Titans.

In the first quarter, Gostkowski missed a 47-yard field goal, cornerback Johnathan Joseph left the game with an arm injury, and starting linebacker Rashaan Evans was disqualified from the contest for throwing a punch after the play.

And that was before the Broncos took a 7-0 lead on a nine-yard touchdown pass from quarterback Drew Lock to tight end Noah Lock. The Titans trailed 7-0 at the end of the first quarter.

Things got better in the second quarter, beginning with a forced fumble by safety Kevin Byard, and a recovery by defensive lineman Jeffery Simmons. The turnover set the Titans up on Denver's 21-yard line, and the Titans cashed it in for a touchdown with a one-yard completion from quarterback Ryan Tannehill to tight end MyCole Pruitt to make it 7-7 with 9:21 remaining in the first half.

The Titans rose up on defense when it mattered most on the next series, as Simmons stuffed a shovel pass for no gain on a fourth-and-goal from the one-yard line. The Titans sideline, and fist-pumping head coach Mike Vrabel erupted that play.

But the Titans weren't able to use the momentum from the play, as a late drive second quarter drive fizzled, and Gostkowski had his second field goal attempt of the night blocked just before halftime. It was 7-7 at the half.

After a solid drive on their first possession of the second half, Gostkowski missed again, this time from 42 yards, and the game remained tied at 7-7 with 7:28 left in the third quarter.

The Titans took the lead with one-yard touchdown pass from Tannehill to tight end Jonnu Smith with 13:49 remaining in the contest, which capped a 15-play, 82-yard drive. But Gostkowski's extra point attempt was missed, so the lead was just 13-7.

On Denver's next, the Broncos took the 14-13 lead on a one-yard touchdown run by Melvin Gordon with 9:08 left in the contest.

The Titans return home to Nissan Stadium on Sunday to face the Jacksonville Jaguars.

###

# National Football League Game Summary

NFL Copyright © 2020 by The National Football League. All rights reserved. This summary and play-by-play is for the express purpose of assisting media in their coverage of the game; any other use of this material is prohibited without the written permission of the National Football League.

Date: Monday, 9/14/2020

Tennessee Titans at Denver Broncos  
at Empower Field at Mile High, Denver, CO

Start Time: 8:20 PM MDT

## Game Day Weather

Game Weather: Mostly Clear  
Played Open Stadium on Turf: Grass

Temp: 79° F (26.1° C) Humidity: 14%, Wind: South East 10 mph  
Outdoor Weather: Mostly Clear,

## Officials

Referee: Novak, Scott (1)	Umpire: Woods, Steven (54)	Down Judge: Payne, Kent (79)
Line Judge: Oliver, David (24)	Field Judge: Jenkins, John (117)	Side Judge: Edwards, Scott (3)
Back Judge: Miles, Terrence (111)	Replay Official: Oldham, Jimmy (0)	

## Lineups

Tennessee Titans			Denver Broncos				
Offense		Defense	Offense		Defense		
WR 84	C.Davis	DB 35	C.Jackson	LT 72	G.Bolles	DE 96	S.Harris
TE 81	J.Smith	NT 90	D.Jones	LG 66	D.Risner	NT 98	M.Purcell
LT 77	T.Lewan	DT 98	J.Simmons	C 79	L.Cushenberry	DE 99	J.Casey
RT 76	R.Saffold	OLB 99	J.Clowney	RG 61	G.Glasgow	SLB 97	J.Attaochu
C 60	B.Jones	ILB 54	R.Evans	RT 68	E.Wilkinson	WLB 55	B.Chubb
RG 64	N.Davis	ILB 55	J.Brown	TE 87	N.Fant	ILB 45	A.Johnson
RT 71	D.Kelly	OLB 58	H.Landry	WR 81	T.Patrick	ILB 47	J.Jewell
TE 85	M.Pruitt	CB 33	J.Joseph	RB 25	M.Gordon	LCB 21	A.Bouye
WR 11	A.Brown	SS 24	K.Vaccaro	QB 3	D.Lock	RCB 29	B.Callahan
QB 17	R.Tannehill	FS 31	K.Byard	WR 17	D.Hamilton	SS 22	K.Jackson
RB 22	D.Henry	CB 21	M.Butler	RB 30	P.Lindsay	FS 31	J.Simmons

## Substitutions

K 3 S.Gostkowski, P 6 B.Kern, WR 10 A.Humphries, WR 14 K.Raymond, WR 16 C.Hollister, RB 20 S.Perry, DB 23 T.Smith, DB 26 K.Fulton, RB 28 J.McNichols, CB 30 C.Milton, DB 37 A.Hooker, LB 40 K.Correa, RB 41 K.Blasingame, DB 46 J.Kalu, LS 48 B.Brinkley, LB 49 N.Dzubnar, LB 51 D.Long, C 52 D.Munyer, LB 53 W.Compton, C 62 A.Brewer, T 70 T.Sambrailo, TE 86 A.Firkser, DT 92 M.Dickerson, DE 94 J.Crawford, DT 97 I.Mack

## Did Not Play

QB 5 L.Woodside

## Not Active

WR 15 N.Westbrook, RB 32 D.Evans, DE 44 V.Beasley, DE 50 D.Roberson, G 75 J.Douglas, TE 87 G.Swaim, DT 91 L.Murchison

## Substitutions

P 6 S.Martin, K 8 B.McManus, WR 10 J.Jeudy, WR 11 D.Spencer, WR 16 T.Cleveland, DB 20 D.Dawson, DB 23 M.Ojemudia, DB 27 D.Harris, RB 28 R.Freeman, DB 34 E.Bassey, DB 36 T.Marshall, DB 37 P.Locke, LB 43 J.Jones, LS 46 J.Bobenmoyer, LB 48 D.Tuszka, ILB 53 A.Calistro, DE 57 D.Walker, LB 59 M.Reed, G 71 A.Schlottmann, T 76 C.Anderson, TE 80 J.Butt, TE 83 A.Beck, TE 88 N.Vannett, DT 93 D.Jones

## Did Not Play

QB 9 J.Driskel, T 78 D.Dotson

## Not Active

WR 13 K.Hamler, WR 14 C.Sutton, DB 42 M.Barron, G 52 N.Muti, LB 58 V.Miller, TE 85 A.Okwuegbunam, DT 95 M.Agim

## Field Goals (made ( ) & missed)

S.Gostkowski 47WR 44B 42WL (25)

		1	2	3	4	OT	Total
VISITOR:	Tennessee Titans	0	7	0	9	0	16
HOME:	Denver Broncos	7	0	0	7	0	14

## Scoring Plays

Team	Qtr	Time	Play Description (Extra Point) (Drive Info)	Visitor	Home
Broncos	1	0:26	N.Fant 9 yd. pass from D.Lock (B.McManus kick) (10-63, 4:57)	0	7
Titans	2	9:21	M.Pruitt 1 yd. pass from R.Tannehill (S.Gostkowski kick) (5-23, 2:23)	7	7
Titans	4	13:49	J.Smith 1 yd. pass from R.Tannehill (kick failed, wl) (15-82, 7:02)	13	7
Broncos	4	9:08	M.Gordon 1 yd. run (B.McManus kick) (9-75, 4:41)	13	14
Titans	4	0:17	S.Gostkowski 25 yd. Field Goal (12-83, 2:48)	16	14

Paid Attendance: 0

Time: 3:06

# Final Individual Statistics

Tennessee Titans								Denver Broncos									
RUSHING								RUSHING									
	ATT	YDS	AVG	LG	TD			ATT	YDS	AVG	LG	TD					
D.Henry	31	116	3.7	13	0	M.Gordon		15	78	5.2	25	1					
R.Tannehill	3	14	4.7	11	0	P.Lindsay		7	24	3.4	10	0					
						D.Lock		3	5	1.7	3	0					
						R.Freeman		1	0	0.0	0	0					
Total	34	130	3.8	13	0	Total		26	107	4.1	25	1					
PASSING								PASSING									
	ATT	CMP	YDS	SK/YD	TD	LG	IN	RT		ATT	CMP	YDS	SK/YD	TD	LG	IN	RT
R.Tannehill	43	29	249	1/2	2	23	0	97.9	D.Lock	33	22	216	0/0	1	31	0	95.0
Total	43	29	249	1/2	2	23	0	97.9	Total	33	22	216	0/0	1	31	0	95.0
PASS RECEIVING								PASS RECEIVING									
	TAR	REC	YDS	AVG	LG	TD			TAR	REC	YDS	AVG	LG	TD			
C.Davis	8	7	101	14.4	23	0	N.Fant		6	5	81	16.2	31	1			
A.Humphries	7	6	47	7.8	10	0	J.Jeudy		8	4	56	14.0	25	0			
A.Brown	8	5	39	7.8	12	0	T.Patrick		5	4	29	7.3	15	0			
J.Smith	7	4	36	9.0	22	1	M.Gordon		3	3	8	2.7	8	0			
D.Henry	3	3	15	5.0	6	0	D.Hamilton		3	1	18	18.0	18	0			
A.Firkser	2	2	5	2.5	6	0	R.Freeman		1	1	12	12.0	12	0			
K.Blasingame	1	1	5	5.0	5	0	P.Lindsay		1	1	11	11.0	11	0			
M.Pruitt	1	1	1	1.0	1	1	T.Cleveland		1	1	7	7.0	7	0			
K.Raymond	2	0	0	0.0	0	0	J.Butt		2	1	0	0.0	0	0			
J.McNichols	1	0	0	0.0	0	0	N.Vannett		2	1	-6	-6.0	-6	0			
Total	40	29	249	8.6	23	2	Total		32	22	216	9.8	31	1			
INTERCEPTIONS								INTERCEPTIONS									
	NO	YDS	AVG	LG	TD			NO	YDS	AVG	LG	TD					
Total	0	0	0	0	0	Total		0	0	0	0	0					
PUNTING								PUNTING									
	NO	YDS	AVG	NET	TB	IN20	LG		NO	YDS	AVG	NET	TB	IN20	LG		
B.Kern	4	204	51.0	47.0	0	2	66	S.Martin	5	244	48.8	45.0	0	3	56		
Total	4	204	51.0	47.0	0	2	66	Total	5	244	48.8	45.0	0	3	56		
PUNT RETURNS								PUNT RETURNS									
	NO	YDS	AVG	FC	LG	TD			NO	YDS	AVG	FC	LG	TD			
K.Raymond	3	19	6.3	1	11	0	D.Spencer		2	16	8.0	1	9	0			
[OUT OF BOUNDS]	1	0	0.0	0	0	0	[OUT OF BOUNDS]		1	0	0.0	0	0	0			
Total	3	19	6.3	1	11	0	Total		2	16	8.0	1	9	0			
KICKOFF RETURNS								KICKOFF RETURNS									
	NO	YDS	AVG	FC	LG	TD			NO	YDS	AVG	FC	LG	TD			
K.Raymond	1	19	19.0	0	19	0	[TOUCHBACK]		4	0	0.0	0	0	0			
[TOUCHBACK]	2	0	0.0	0	0	0	Total		0	0	0.0	0	0	0			
Total	1	19	19.0	0	19	0	Total		0	0	0.0	0	0	0			

## Tennessee Titans

FUMBLES	FUM	LOST	OWN-REC	YDS	TD	FORCED	OPP-REC	YDS	TD	OUT-BDS
K.Byard	0	0	0	0	0	1	0	0	0	0
J.Kalu	0	0	0	0	0	1	0	0	0	0
J.Simmons	0	0	0	0	0	0	1	0	0	0
Total	0	0	0	0	0	2	1	0	0	0

## Denver Broncos

FUMBLES	FUM	LOST	OWN-REC	YDS	TD	FORCED	OPP-REC	YDS	TD	OUT-BDS
D.Lock	2	0	2	-1	0	0	0	0	0	0
M.Gordon	1	1	0	0	0	0	0	0	0	0
J.Jeudy	1	0	0	0	0	0	0	0	0	1
Total	4	1	2	-1	0	0	0	0	0	1

## Final Team Statistics

	Visitor Titans	Home Broncos
<b>TOTAL FIRST DOWNS</b>	26	19
By Rushing	6	6
By Passing	17	12
By Penalty	3	1
<b>THIRD DOWN EFFICIENCY</b>	7-16-44%	3-9-33%
<b>FOURTH DOWN EFFICIENCY</b>	1-1-100%	0-1-0%
<b>TOTAL NET YARDS</b>	377	323
Total Offensive Plays (inc. times thrown passing)	78	59
Average gain per offensive play	4.8	5.5
<b>NET YARDS RUSHING</b>	130	107
Total Rushing Plays	34	26
Average gain per rushing play	3.8	4.1
Tackles for a loss-number and yards	0-0	1-2
<b>NET YARDS PASSING</b>	247	216
Times thrown - yards lost attempting to pass	1-2	0-0
Gross yards passing	249	216
<b>PASS ATTEMPTS-COMPLETIONS-HAD INTERCEPTED</b>	43-29-0	33-22-0
Avg gain per pass play (inc.# thrown passing)	5.6	6.5
<b>KICKOFFS Number-In End Zone-Touchbacks</b>	4-4-4	3-2-2
<b>PUNTS Number and Average</b>	4-51.0	5-48.8
Had Blocked	0	0
<b>FGs - PATs Had Blocked</b>	1-0	0-0
<b>Net Punting Average</b>	47.0	45.0
<b>TOTAL RETURN YARDAGE (Not Including Kickoffs)</b>	19	16
No. and Yards Punt Returns	3-19	2-16
No. and Yards Kickoff Returns	1-19	0-0
No. and Yards Interception Returns	0-0	0-0
<b>PENALTIES Number and Yards</b>	5-37	5-56
<b>FUMBLES Number and Lost</b>	0-0	4-1
<b>TOUCHDOWNS</b>	2	2
Rushing	0	1
Passing	2	1
<b>EXTRA POINTS Made-Attempts</b>	1-2	2-2
Kicking Made-Attempts	1-2	2-2
<b>FIELD GOALS Made-Attempts</b>	1-4	0-0
<b>RED ZONE EFFICIENCY</b>	2-3-67%	2-3-67%
<b>GOAL TO GO EFFICIENCY</b>	2-2-100%	1-2-50%
<b>SAFETIES</b>	0	0
<b>FINAL SCORE</b>	16	14
<b>TIME OF POSSESSION</b>	32:40	27:20

## Ball Possession And Drive Chart

### Tennessee Titans

#	Time Recd	Time Lost	Time Poss	How Ball Obtained	Drive Began	# Play	Yds Gain	Yds Pen	Net Yds	1st Down	Last Scrm	How Given Up
1	15:00	11:48	3:12	Kickoff	TEN 20	6	38	-10	28	2	TEN 48	Punt
2	8:52	5:23	3:29	Punt	TEN 13	9	58	0	58	3	DEN 29	Missed FG
3	0:26	13:55	1:31	Kickoff	TEN 25	3	6	0	6	0	TEN 31	Punt
4	11:44	9:21	2:23	Fumble	DEN 23	5	19	4	23	2	* DEN 1	Touchdown
5	3:17	0:08	3:09	Downs	TEN 1	12	73	0	73	4	DEN 26	Missed FG
6	13:59	7:28	6:31	Punt	TEN 21	14	40	15	55	4	DEN 24	Missed FG
7	5:51	13:49	7:02	Punt	TEN 18	15	67	15	82	6	* DEN 1	Touchdown
8	9:08	7:24	1:44	Kickoff	TEN 25	3	9	-4	5	0	TEN 30	Punt
9	4:57	4:06	0:51	Punt	TEN 4	3	0	0	0	0	TEN 4	Punt
10	3:05	0:17	2:48	Punt	TEN 10	12	67	16	83	5	* DEN 7	Field Goal

(214) Average TEN 21

### Denver Broncos

#	Time Recd	Time Lost	Time Poss	How Ball Obtained	Drive Began	# Play	Yds Gain	Yds Pen	Net Yds	1st Down	Last Scrm	How Given Up
1	11:48	8:52	2:56	Punt	DEN 11	5	26	0	26	1	DEN 37	Punt
2	5:23	0:26	4:57	Missed FG	DEN 37	10	50	13	63	5	* TEN 9	Touchdown
3	13:55	11:44	2:11	Punt	DEN 6	4	17	0	17	1	DEN 21	Fumble
4	9:21	3:17	6:04	Kickoff	DEN 25	12	74	0	74	4	* TEN 1	Downs
5	0:08	0:00	0:08	Missed FG	DEN 34	2	33	0	33	1	DEN 42	End of Half
6	15:00	13:59	1:01	Kickoff	DEN 25	3	7	0	7	0	DEN 32	Punt
7	7:28	5:51	1:37	Missed FG	DEN 32	3	-4	0	-4	0	DEN 28	Punt
8	13:49	9:08	4:41	Kickoff	DEN 25	9	75	0	75	5	* TEN 1	Touchdown
9	7:24	4:57	2:27	Punt	DEN 20	5	24	0	24	1	DEN 44	Punt
10	4:06	3:05	1:01	Punt	TEN 44	3	2	0	2	0	TEN 42	Punt
11	0:17	0:00	0:17	Kickoff	DEN 25	3	18	0	18	1	DEN 43	End of Game

(296) Average DEN 27

\* inside opponent's 20

Time of Possession by Quarter		1st	2nd	3rd	4th	OT	Total
Visitor	Tennessee Titans	7:07	6:37	12:22	6:34		32:40
Home	Denver Broncos	7:53	8:23	2:38	8:26		27:20

Kickoff Drive No.-Start Average

Titans: 3 - TEN 23

Broncos: 4 - DEN 25

# Final Defensive Statistics

Tennessee Titans	Regular Defensive Plays											Special Teams					Misc				
	TKL	AST	COMB	SK	/ YDS	TFL	Q	IN	PD	FF	FR	TKL	AST	FF	FR	BL	TKL	AST	FF	FR	
K.Byard	8	1	9	0	0	0	0	0	1	1	0	0	0	0	0	0	0	0	0	0	0
K.Vaccaro	4	2	6	0	0	1	0	0	1	0	0	0	0	0	0	0	0	0	0	0	0
J.Brown	2	3	5	0	0	1	0	0	0	0	0	0	0	0	0	0	0	0	0	0	0
H.Landry	4	0	4	0	0	1	2	0	0	0	0	0	0	0	0	0	0	0	0	0	0
J.Simmons	3	1	4	0	0	0	0	0	0	0	1	0	0	0	0	0	0	0	0	0	0
K.Fulton	3	1	4	0	0	0	0	0	0	0	0	0	0	0	0	0	0	0	0	0	0
M.Butler	3	0	3	0	0	0	0	0	0	0	0	0	0	0	0	0	0	0	0	0	0
J.Clowney	2	1	3	0	0	1	1	0	0	0	0	0	0	0	0	0	0	0	0	0	0
D.Long	2	1	3	0	0	1	0	0	0	0	0	0	0	0	0	0	0	0	0	0	0
W.Compton	1	2	3	0	0	0	0	0	0	0	0	0	0	0	0	0	0	0	0	0	0
J.Joseph	2	0	2	0	0	0	0	0	0	0	0	0	0	0	0	0	0	0	0	0	0
K.Correa	1	1	2	0	0	0	2	0	0	0	0	0	0	0	0	0	0	0	0	0	0
D.Jones	1	1	2	0	0	0	0	0	0	0	0	0	0	0	0	0	0	0	0	0	0
J.Kalu	1	0	1	0	0	0	0	0	0	1	0	0	0	0	0	0	0	0	0	0	0
N.Dzubnar	1	0	1	0	0	0	0	0	0	0	0	0	0	0	0	0	0	0	0	0	0
C.Jackson	0	1	1	0	0	0	0	0	0	0	0	0	0	0	0	0	0	0	0	0	0
R.Evans	0	1	1	0	0	0	0	0	0	0	0	0	0	0	0	0	0	0	0	0	0
A.Hooker	0	0	0	0	0	0	0	0	0	0	0	1	0	0	0	0	0	0	0	0	0
S.Perry	0	0	0	0	0	0	0	0	0	0	0	1	0	0	0	0	0	0	0	0	0
Total	38	16	54	0	0	5	5	0	2	2	1	2	0	0	0	0	0	0	0	0	0

TKL = Tackle AST = Assist COMB = Combined QH=QB Hit IN = Interception PD = Pass Defense FF = Forced Fumble FR = Fumble Recovery

Denver Broncos	Regular Defensive Plays											Special Teams					Misc				
	TKL	AST	COMB	SK	/ YDS	TFL	QH	IN	PD	FF	FR	TKL	AST	FF	FR	BL	TKL	AST	FF	FR	
A.Johnson	8	4	12	0	0	0	1	0	0	0	0	0	0	0	0	0	0	0	0	0	0
B.Callahan	6	2	8	0	0	0	0	0	0	0	0	0	0	0	0	0	0	0	0	0	0
J.Jewell	5	3	8	0	0	0	0	0	0	0	0	0	0	0	0	0	0	0	0	0	0
K.Jackson	5	1	6	0	0	0	0	0	1	0	0	0	0	0	0	0	0	0	0	0	0
J.Simmons	4	2	6	0	0	0	0	0	0	0	0	0	0	0	0	0	0	0	0	0	0
J.Casey	3	3	6	0	0	0	1	0	2	0	0	0	0	0	0	0	0	0	0	0	0
E.Bassey	5	0	5	0	0	1	0	0	0	0	0	0	0	0	0	0	0	0	0	0	0
M.Purcell	4	1	5	0	0	0	0	0	0	0	0	0	0	0	0	0	0	0	0	0	0
J.Attaochu	3	1	4	1	2	1	2	0	0	0	0	0	0	0	0	0	0	0	0	0	0
S.Harris	3	1	4	0	0	0	0	0	0	0	0	0	0	0	0	1	0	0	0	0	0
D.Jones	2	1	3	0	0	0	1	0	0	0	0	0	0	0	0	0	0	0	0	0	0
M.Ojemudia	2	0	2	0	0	0	0	0	1	0	0	0	0	0	0	0	0	0	0	0	0
M.Reed	1	1	2	0	0	0	0	0	0	0	0	1	0	0	0	0	0	0	0	0	0
B.Chubb	0	0	0	0	0	0	2	0	0	0	0	0	0	0	0	0	0	0	0	0	0
A.Bouye	0	0	0	0	0	0	0	0	1	0	0	0	0	0	0	0	0	0	0	0	0
T.Marshall	0	0	0	0	0	0	0	0	0	0	0	2	0	0	0	0	0	0	0	0	0
D.Tuszka	0	0	0	0	0	0	0	0	0	0	0	1	0	0	0	0	0	0	0	0	0
D.Lock	0	0	0	0	0	0	0	0	0	0	0	0	0	0	0	0	0	0	0	0	2
Total	51	20	71	1	2	2	7	0	5	0	0	4	0	0	0	1	0	0	0	0	2



Tennessee Titans vs Denver Broncos  
9/14/2020 at Empower Field at Mile High

# First Half Summary

PERIOD SCORES

Titans	0	7 = 7
Broncos	7	0 = 7

TIME OF POSSESSION

Titans	13:44
Broncos	16:16

Scoring Plays

Team	Qtr	Time	Play Description (Extra Point) (Drive Info)	Visitor	Home
Broncos	1	0:26	N.Fant 9 yd. pass from D.Lock (B.McManus kick) (10-63, 4:57)	0	7
Titans	2	9:21	M.Pruitt 1 yd. pass from R.Tannehill (S.Gostkowski kick) (5-23, 2:23)	7	7

	Tennessee Titans	Denver Broncos
<b>TOTAL FIRST DOWNS</b>	11	12
First Downs Rushing-Passing-by Penalty	3 - 8 - 0	3 - 8 - 1
<b>THIRD DOWN EFFICIENCY</b>	2-6-33%	3-5-60%
<b>TOTAL NET YARDS</b>	194	201
Total Offensive Plays	33	33
<b>NET YARDS RUSHING</b>	61	59
<b>NET YARDS PASSING</b>	133	142
Gross Yards Passing	135	142
Times thrown-yards lost attempting to pass	1-2	0-0
<b>Pass Attempts-Completions-Had Intercepted</b>	18 - 11 - 0	17 - 14 - 0
<b>Punts-Number and Average</b>	2 - 53.5	1 - 51
<b>Penalties-Number and Yards</b>	4 - 33	2 - 10
<b>Fumbles-Number and Lost</b>	0 - 0	4 - 1
<b>Red Zone Efficiency</b>	1-1-100%	1-2-50%
<b>Average Drive Start</b>	TEN 27	DEN 23

Tennessee Titans

Denver Broncos

Tennessee Titans										Denver Broncos									
RUSHING										RUSHING									
	ATT	YDS	AVG	LG	TD		ATT	YDS	AVG	LG	TD								
D.Henry	13	50	3.8	11	0	M.Gordon	6	30	5.0	9	0								
R.Tannehill	1	11	11.0	11	0	P.Lindsay	7	24	3.4	10	0								
						D.Lock	3	5	1.7	3	0								
<b>Total</b>	<b>14</b>	<b>61</b>	<b>4.4</b>	<b>11</b>	<b>0</b>	<b>Total</b>	<b>16</b>	<b>59</b>	<b>3.7</b>	<b>10</b>	<b>0</b>								
PASSING										PASSING									
	ATT	CMP	YDS	SK/YD	TD	LG	IN	RT		ATT	CMP	YDS	SK/YD	TD	LG	IN	RT		
R.Tannehill	18	11	135	1/2	1	23	0	102.8	D.Lock	17	14	142	0/0	1	31	0	121.1		
<b>Total</b>	<b>18</b>	<b>11</b>	<b>135</b>	<b>1/2</b>	<b>1</b>	<b>23</b>	<b>0</b>	<b>102.8</b>	<b>Total</b>	<b>17</b>	<b>14</b>	<b>142</b>	<b>0/0</b>	<b>1</b>	<b>31</b>	<b>0</b>	<b>121.1</b>		
PASS RECEIVING										PASS RECEIVING									
	TAR	REC	YDS	AVG	LG	TD		TAR	REC	YDS	AVG	LG	TD						
C.Davis	4	4	72	18.0	23	0	N.Fant	5	5	81	16.2	31	1						
J.Smith	3	2	27	13.5	22	0	J.Jeudy	3	2	37	18.5	25	0						
A.Humphries	2	2	19	9.5	10	0	M.Gordon	2	2	10	5.0	8	0						
A.Brown	2	1	12	12.0	12	0	T.Patrick	2	2	9	4.5	6	0						
D.Henry	1	1	4	4.0	4	0	P.Lindsay	1	1	11	11.0	11	0						
M.Pruitt	1	1	1	1.0	1	1	J.Butt	2	1	0	0.0	0	0						
K.Raymond	2	0	0	0.0	0	0	N.Vannett	2	1	-6	-6.0	-6	0						
J.McNichols	1	0	0	0.0	0	0													
<b>Total</b>	<b>16</b>	<b>11</b>	<b>135</b>	<b>12.3</b>	<b>23</b>	<b>1</b>	<b>Total</b>	<b>17</b>	<b>14</b>	<b>142</b>	<b>10.1</b>	<b>31</b>	<b>1</b>						

Tennessee Titans

Regular Defensive Plays

Special Teams

Misc

	TKL	AST	COMB	SK	/ YDS	TFL	Q	IN	PD	FF	FR	TKL	AST	FF	FR	BL	TKL	AST	FF	FR
K.Byard	5	1	6	0	0	0	0	0	0	1	0	0	0	0	0	0	0	0	0	0
J.Simmons	3	1	4	0	0	0	0	0	0	0	1	0	0	0	0	0	0	0	0	0
H.Landry	3	0	3	0	0	0	1	0	0	0	0	0	0	0	0	0	0	0	0	0
J.Brown	2	1	3	0	0	1	0	0	0	0	0	0	0	0	0	0	0	0	0	0
<b>Total</b>	<b>13</b>	<b>3</b>	<b>16</b>	<b>0</b>	<b>0</b>	<b>1</b>	<b>1</b>	<b>0</b>	<b>0</b>	<b>1</b>	<b>1</b>	<b>0</b>	<b>0</b>	<b>0</b>	<b>0</b>	<b>0</b>	<b>0</b>	<b>0</b>	<b>0</b>	<b>0</b>



## First Quarter

DEN wins the coin toss and elects to defer. TEN elects to Receive, and DEN elects to defend the north goal.

B.McManus kicks 64 yards from DEN 35 to TEN 1. K.Raymond to TEN 20 for 19 yards (T.Marshall).

## Tennessee Titans at 15:00, (1st play from scrimmage 14:54)

1-10-TEN 20	(14:54) R.Tannehill scrambles right end to TEN 31 for 11 yards (J.Attaochu).	R1
<u>1-10-TEN 31</u>	(14:22) <i>PENALTY on TEN-N.Davis, False Start, 5 yards, enforced at TEN 31 - No Play.</i>	
1-15-TEN 26	(14:05) (Shotgun) R.Tannehill pass incomplete short left [J.Attaochu].	
2-15-TEN 26	(13:58) (Shotgun) <i>PENALTY on TEN, Delay of Game, 5 yards, enforced at TEN 26 - No Play.</i>	
2-20-TEN 21	(13:58) (Shotgun) R.Tannehill pass short right to J.Smith to TEN 43 for 22 yards (K.Jackson).	P2
<u>1-10-TEN 43</u>	(13:21) D.Henry right tackle to TEN 47 for 4 yards (J.Jewell; J.Attaochu).	
2-6-TEN 47	(12:39) D.Henry right tackle to TEN 48 for 1 yard (S.Harris).	
3-5-TEN 48	(12:00) (Shotgun) R.Tannehill pass incomplete short right to A.Brown (A.Bouye) [B.Chubb].	
4-5-TEN 48	(11:55) B.Kern punts 41 yards to DEN 11, Center-B.Brinkley, fair catch by D.Spencer.	

## Denver Broncos at 11:48

1-10-DEN 11	(11:48) (Shotgun) M.Gordon up the middle to DEN 18 for 7 yards (J.Clowney; C.Jackson).	
2-3-DEN 18	(11:12) D.Lock pass short right to N.Fant to DEN 35 for 17 yards (R.Evans; K.Byard).	P1
<u>1-10-DEN 35</u>	(10:29) D.Lock FUMBLES (Aborted) at DEN 34, and recovers at DEN 34. D.Lock to DEN 34 for no gain (J.Clowney).	
2-11-DEN 34	(9:51) (Shotgun) D.Lock pass short left to T.Patrick to DEN 37 for 3 yards (M.Butler).	
3-8-DEN 37	(9:10) (Shotgun) D.Lock pass incomplete deep right to J.Jeudy.	
4-8-DEN 37	(9:04) S.Martin punts 51 yards to TEN 12, Center-J.Bobenmoyer. K.Raymond to TEN 23 for 11 yards (D.Tuszka). <i>PENALTY on TEN-A.Hooker, Offensive Holding, 10 yards, enforced at TEN 23.</i>	

## Tennessee Titans at 8:52

1-10-TEN 13	(8:52) D.Henry right tackle to TEN 16 for 3 yards (M.Purcell).	
2-7-TEN 16	(8:10) R.Tannehill pass short right to C.Davis to TEN 32 for 16 yards (J.Simmons) [J.Casey].	P3
<u>1-10-TEN 32</u>	(7:49) (No Huddle) D.Henry left end to TEN 42 for 10 yards (B.Callahan).	R4
<u>1-10-TEN 42</u>	(7:21) (No Huddle) D.Henry up the middle to TEN 48 for 6 yards (M.Purcell).	
2-4-TEN 48	(7:00) (No Huddle) R.Tannehill pass short left to C.Davis to DEN 32 for 20 yards (J.Simmons).	P5
<u>1-10-DEN 32</u>	(6:17) D.Henry left end to DEN 29 for 3 yards (D.Jones).	
2-7-DEN 29	(5:37) R.Tannehill pass incomplete short right.	
3-7-DEN 29	(5:32) (Shotgun) R.Tannehill pass incomplete short middle to J.Smith (M.Ojemudia).	
4-7-DEN 29	(5:27) S.Gostkowski 47 yard field goal is No Good, Wide Right, Center-B.Brinkley, Holder-B.Kern.	

## Denver Broncos at 5:23

1-10-DEN 37	(5:23) M.Gordon up the middle to DEN 41 for 4 yards (H.Landry).	
2-6-DEN 41	(4:40) M.Gordon right end to DEN 48 for 7 yards (J.Joseph). TEN-J.Joseph was injured during the play.	R2
<u>1-10-DEN 48</u>	(4:13) (Shotgun) D.Lock pass short left to J.Jeudy to TEN 40 for 12 yards (M.Butler).	P3
<u>1-10-TEN 40</u>	(3:39) P.Lindsay left guard to TEN 40 for no gain (J.Clowney).	
2-10-TEN 40	(3:09) (Shotgun) D.Lock pass short middle to N.Fant to TEN 32 for 8 yards (H.Landry).	
3-2-TEN 32	(2:33) D.Lock scrambles right end ran ob at TEN 29 for 3 yards (K.Fulton).	R4
<u>1-10-TEN 29</u>	(2:01) D.Lock pass short right to N.Vannett to TEN 35 for -6 yards (J.Brown).	
2-16-TEN 35	(1:25) (Shotgun) P.Lindsay up the middle to TEN 25 for 10 yards (K.Fulton). <i>PENALTY on TEN-R.Evans, Disqualification, 13 yards, enforced at TEN 25.</i>	X5
<u>1-10-TEN 12</u>	(1:07) M.Gordon right tackle to TEN 9 for 3 yards (K.Correa).	
2-7-TEN 9	<b>(:33) D.Lock pass short middle to N.Fant for 9 yards, TOUCHDOWN [K.Correa].</b> <i>Penalty on TEN-K.Vaccaro, Defensive Holding, declined.</i> B.McManus extra point is GOOD, Center-J.Bobenmoyer, Holder-S.Martin.	P6

**TEN 0 DEN 7, 10 plays, 63 yards, 1 penalty, 4:57 drive, 14:34 elapsed**

B.McManus kicks 65 yards from DEN 35 to end zone, Touchback.

## Tennessee Titans at 0:26

1-10-TEN 25	(:26) D.Henry left tackle to TEN 27 for 2 yards (J.Casey; A.Johnson).	
-------------	---	--

Tennessee Titans vs Denver Broncos at Empower Field at Mile High

END OF QUARTER

	Score	Time Poss	First Downs				Efficiencies	
			R	P	X	T	3 Down	4 Down
Tennessee Titans	0	7:07	2	3	0	5	0/2	0/0
Denver Broncos	7	7:53	2	3	1	6	1/2	0/0

## Second Quarter

9/14/2020

## Play By Play

Tennessee Titans continued.

- 2-8-TEN 27 (15:00) R.Tannehill pass short left to D.Henry to TEN 31 for 4 yards (A.Johnson; J.Casey).  
 3-4-TEN 31 (14:15) (Shotgun) R.Tannehill pass incomplete short right to K.Raymond [D.Jones].  
 4-4-TEN 31 (14:10) B.Kern punts 66 yards to DEN 3, Center-B.Brinkley. D.Spencer to DEN 15 for 12 yards (A.Hooker).  
*PENALTY on DEN-P.Locke, Illegal Block Above the Waist, 6 yards, enforced at DEN 12.*

## Denver Broncos at 13:55

- 1-10-DEN 6 (13:55) P.Lindsay up the middle to DEN 12 for 6 yards (K.Fulton; J.Brown).  
 2-4-DEN 12 (13:16) P.Lindsay right guard to DEN 15 for 3 yards (K.Vaccaro).  
 3-1-DEN 15 (12:33) (Shotgun) D.Lock pass short right to T.Patrick to DEN 21 for 6 yards (H.Landry) [J.Clowney]. P7  
1-10-DEN 21 (11:51) (Shotgun) D.Lock pass short right to M.Gordon to DEN 23 for 2 yards (K.Byard). FUMBLES (K.Byard), touched at DEN 25, RECOVERED by TEN-J.Simmons at DEN 23.

## Tennessee Titans at 11:44

- 1-10-DEN 23 (11:44) D.Henry left end pushed ob at DEN 23 for no gain (A.Johnson).  
 2-10-DEN 23 (11:15) (Shotgun) R.Tannehill pass short left to J.Smith to DEN 18 for 5 yards (A.Johnson).  
 3-5-DEN 18 (10:37) (Shotgun) *PENALTY on DEN-D.Jones, Neutral Zone Infraction, 4 yards, enforced at DEN 18 - No Play.*  
 3-1-DEN 14 (10:25) D.Henry right end pushed ob at DEN 3 for 11 yards (K.Jackson). R6  
1-3-DEN 3 (10:07) (No Huddle, Shotgun) Direct snap to D.Henry. D.Henry up the middle to DEN 1 for 2 yards (A.Johnson).  
 2-1-DEN 1 (9:27) (Shotgun) **R.Tannehill pass short right to M.Pruitt for 1 yard, TOUCHDOWN.** P7  
 S.Gostkowski extra point is GOOD, Center-B.Brinkley, Holder-B.Kern.

TEN 7 DEN 7, 5 plays, 23 yards, 1 penalty, 2:23 drive, 5:39 elapsed

S.Gostkowski kicks 65 yards from TEN 35 to end zone, Touchback.

## Denver Broncos at 9:21

- 1-10-DEN 25 (9:21) P.Lindsay left guard to DEN 28 for 3 yards (D.Jones).  
 2-7-DEN 28 (8:45) (Shotgun) D.Lock pass short middle to N.Fant to DEN 44 for 16 yards (K.Byard). P8  
1-10-DEN 44 (8:11) (No Huddle, Shotgun) P.Lindsay up the middle to DEN 45 for 1 yard (J.Simmons).  
 2-9-DEN 45 (7:28) (Shotgun) D.Lock pass incomplete short middle to J.Butt.  
 3-9-DEN 45 (7:23) (Shotgun) D.Lock pass short right to N.Fant to TEN 24 for 31 yards (K.Byard). P9  
1-10-TEN 24 (6:52) (No Huddle, Shotgun) M.Gordon right end pushed ob at TEN 15 for 9 yards (K.Byard).  
 2-1-TEN 15 (6:22) (Shotgun) D.Lock to TEN 20 for -5 yards. FUMBLES, and recovers at TEN 20. D.Lock to TEN 13 for 7 yards (K.Byard). R10  
1-10-TEN 13 (5:37) (Shotgun) D.Lock pass short middle to P.Lindsay to TEN 2 for 11 yards (J.Brown). P11  
1-2-TEN 2 (4:51) (Shotgun) P.Lindsay up the middle to TEN 1 for 1 yard (W.Compton; J.Simmons).  
 2-1-TEN 1 (4:11) D.Lock pass incomplete short left to N.Vannett [H.Landry].  
 3-1-TEN 1 (4:06) M.Gordon left guard to TEN 1 for no gain (N.Dzubnar).  
 4-1-TEN 1 (3:25) (Shotgun) D.Lock pass short middle to J.Butt to TEN 1 for no gain (J.Simmons).

## Tennessee Titans at 3:17

- 1-10-TEN 1 (3:17) D.Henry left end pushed ob at TEN 4 for 3 yards (B.Callahan).  
 2-7-TEN 4 (2:53) R.Tannehill pass short middle to C.Davis pushed ob at TEN 27 for 23 yards (K.Jackson). P8  
1-10-TEN 27 (2:18) D.Henry left tackle to TEN 30 for 3 yards (S.Harris).

## Two-Minute Warning

- 2-7-TEN 30 (2:00) D.Henry left tackle to TEN 32 for 2 yards (K.Jackson).  
 3-5-TEN 32 (1:17) (Shotgun) R.Tannehill pass short right to A.Humphries to TEN 42 for 10 yards (B.Callahan). P9  
1-10-TEN 42 (:58) (No Huddle) R.Tannehill pass incomplete short right to C.Davis (A.Bouye). DEN-A.Bouye was injured during the play. P10  
 The Replay Official reviewed the incomplete pass ruling, and the play was REVERSED.  
 (No Huddle) R.Tannehill pass short right to C.Davis ran ob at DEN 45 for 13 yards.  
 Timeout #1 by DEN at 00:53.  
1-10-DEN 45 (:53) (Shotgun) R.Tannehill pass short middle to A.Humphries to DEN 36 for 9 yards (A.Johnson).  
 Timeout #1 by TEN at 00:48.  
 2-1-DEN 36 (:48) (Shotgun) R.Tannehill pass short left to A.Brown to DEN 24 for 12 yards (B.Callahan). P11  
1-10-DEN 24 (:27) (No Huddle, Shotgun) R.Tannehill pass incomplete short middle to J.McNichols (J.Casey).  
 2-10-DEN 24 (:22) (Shotgun) R.Tannehill sacked at DEN 26 for -2 yards (J.Attaochu).  
 Timeout #2 by TEN at 00:16.  
 3-12-DEN 26 (:16) (Shotgun) R.Tannehill pass short middle to K.Raymond to DEN 14 for 12 yards (J.Jewell).  
 The Replay Official reviewed the pass completion ruling, and the play was REVERSED.

**Tennessee Titans vs Denver Broncos at Empower Field at Mile High**

(Shotgun) R.Tannehill pass incomplete short middle to K.Raymond.

4-12-DEN 26 (:12) S.Gostkowski 44 yard field goal is BLOCKED (S.Harris), Center-B.Brinkley, Holder-B.Kern.

**Denver Broncos at 0:08**

1-10-DEN 34 (:08) (Shotgun) D.Lock pass short right to M.Gordon to DEN 42 for 8 yards (J.Simmons).

Timeout #2 by DEN at 00:02.

2-2-DEN 42 (:02) (Shotgun) D.Lock pass short right to J.Jeudy to TEN 33 for 25 yards (J.Kalu). FUMBLES (J.Kalu), ball out of bounds at TEN 33.

P12

**END OF QUARTER**

	Score	Time Poss	First Downs				Efficiencies	
			R	P	X	T	3 Down	4 Down
Tennessee Titans	7	6:37	1	5	0	6	2/4	0/0
Denver Broncos	7	8:23	1	5	0	6	2/3	0/1

# Third Quarter

Play By Play

DEN elects to Receive, and TEN elects to defend the South goal.

S.Gostkowski kicks 65 yards from TEN 35 to end zone, Touchback.

**Denver Broncos at 15:00**

- 1-10-DEN 25 (15:00) D.Lock pass incomplete deep right to T.Patrick [K.Corraea].
- 2-10-DEN 25 (14:54) (Shotgun) D.Lock pass short right to T.Cleveland ran ob at DEN 32 for 7 yards (W.Compton).
- 3-3-DEN 32 (14:17) (Shotgun) D.Lock pass incomplete short middle to J.Jeudy.
- 4-3-DEN 32 (14:11) S.Martin punts 56 yards to TEN 12, Center-J.Bobenmoyer. K.Raymond to TEN 21 for 9 yards (T.Marshall).

**Tennessee Titans at 13:59**

- 1-10-TEN 21 (13:59) (Shotgun) R.Tannehill pass short right to A.Brown to TEN 25 for 4 yards (J.Simmons; B.Callahan).
- 2-6-TEN 25 (13:27) (Shotgun) D.Henry right end to TEN 30 for 5 yards (J.Attaochu).
- 3-1-TEN 30 (13:06) (No Huddle) R.Tannehill up the middle to TEN 33 for 3 yards (M.Purcell). R12
- 1-10-TEN 33 (12:29) D.Henry left tackle to TEN 34 for 1 yard (S.Harris).
- 2-9-TEN 34 (12:07) (No Huddle) R.Tannehill pass deep left intended for K.Raymond INTERCEPTED by M.Ojemudia at DEN 37. M.Ojemudia ran ob at DEN 37 for no gain. X13  
*PENALTY on DEN-A.Johnson, Unnecessary Roughness, 15 yards, enforced at TEN 34 - No Play.*
- 1-10-TEN 49 (12:00) D.Henry up the middle to TEN 49 for no gain (J.Jewell).
- 2-10-TEN 49 (11:27) (Shotgun) R.Tannehill pass short left to A.Humphries to DEN 44 for 7 yards (J.Simmons).
- 3-3-DEN 44 (10:54) (Shotgun) R.Tannehill pass short left to A.Brown to DEN 39 for 5 yards (M.Ojemudia). P14
- 1-10-DEN 39 (10:30) (No Huddle) R.Tannehill pass short left to A.Brown to DEN 32 for 7 yards (S.Harris; K.Jackson).
- 2-3-DEN 32 (9:57) D.Henry right tackle to DEN 30 for 2 yards (J.Jewell; M.Reed).
- 3-1-DEN 30 (9:12) (Shotgun) R.Tannehill pass short right to A.Firkser to DEN 24 for 6 yards (M.Reed). P15
- 1-10-DEN 24 (8:51) (No Huddle) R.Tannehill pass short left to A.Firkser to DEN 25 for -1 yards (E.Bassey).
- 2-11-DEN 25 (8:12) (Shotgun) D.Henry up the middle to DEN 24 for 1 yard (D.Jones).
- 3-10-DEN 24 (7:38) (Shotgun) R.Tannehill pass incomplete short middle to A.Humphries (J.Casey).
- 4-10-DEN 24 (7:32) S.Gostkowski 42 yard field goal is No Good, Wide Left, Center-B.Brinkley, Holder-B.Kern.

**Denver Broncos at 7:28**

- 1-10-DEN 32 (7:28) M.Gordon left end to DEN 30 for -2 yards (D.Long).
- 2-12-DEN 30 (6:51) (Shotgun) D.Lock pass short left to M.Gordon to DEN 28 for -2 yards (K.Vaccaro).
- 3-14-DEN 28 (6:13) (Shotgun) D.Lock pass incomplete deep left to J.Jeudy (K.Vaccaro).
- 4-14-DEN 28 (6:06) S.Martin punts 53 yards to TEN 19, Center-J.Bobenmoyer. K.Raymond to TEN 18 for -1 yards (M.Reed).

**Tennessee Titans at 5:51**

- 1-10-TEN 18 (5:51) R.Tannehill pass short right to J.Smith to TEN 26 for 8 yards (J.Jewell).
- 2-2-TEN 26 (5:17) (No Huddle) R.Tannehill pass incomplete short left to J.Smith.
- 3-2-TEN 26 (5:11) (Shotgun) R.Tannehill pass short right to C.Davis pushed ob at TEN 33 for 7 yards (B.Callahan). P16
- 1-10-TEN 33 (4:36) D.Henry up the middle to TEN 38 for 5 yards (E.Bassey).
- 2-5-TEN 38 (4:02) (No Huddle) D.Henry left end to TEN 40 for 2 yards (A.Johnson). TEN-T.Lewan was injured during the play.
- 3-3-TEN 40 (3:35) (Shotgun) R.Tannehill pass short left to J.McNichols to TEN 44 for 4 yards (M.Ojemudia). X17  
*PENALTY on DEN-J.Jewell, Face Mask (15 Yards), 15 yards, enforced at TEN 40 - No Play.*
- 1-10-DEN 45 (3:07) D.Henry up the middle to DEN 37 for 8 yards (J.Jewell).
- 2-2-DEN 37 (2:38) (No Huddle) D.Henry up the middle to DEN 33 for 4 yards (D.Jones; A.Johnson). R18
- 1-10-DEN 33 (2:12) (No Huddle) R.Tannehill pass short middle to C.Davis to DEN 20 for 13 yards (B.Callahan; J.Simmons) [B.Chubb]. P19
- 1-10-DEN 20 (1:41) (No Huddle) D.Henry left guard to DEN 15 for 5 yards (E.Bassey).
- 2-5-DEN 15 (1:03) R.Tannehill pass incomplete short right.
- 3-5-DEN 15 (:56) (Shotgun) R.Tannehill pass short right to A.Humphries to DEN 8 for 7 yards (J.Simmons). P20
- 1-8-DEN 8 (:15) (Shotgun) D.Henry left guard to DEN 6 for 2 yards (M.Purcell; J.Casey).

**END OF QUARTER**

	Score	Time Poss	First Downs				Efficiencies	
			R	P	X	T	3 Down	4 Down
Tennessee Titans	7	12:22	2	5	2	9	5/6	0/0
Denver Broncos	7	2:38	0	0	0	0	0/2	0/0

## Fourth Quarter

Tennessee Titans continued.

2-6-DEN 6	(15:00) (Shotgun) R.Tannehill pass short right to D.Henry to DEN 1 for 5 yards (A.Johnson).	
3-1-DEN 1	(14:38) (No Huddle) D.Henry left guard to DEN 1 for no gain (A.Johnson; J.Jewell).	
4-1-DEN 1	<b>(13:53) A.Brewer reported in as eligible. R.Tannehill pass short right to J.Smith for 1 yard, TOUCHDOWN.</b>	P21
	S.Gostkowski extra point is No Good, Wide Left, Center-B.Brinkley, Holder-B.Kern.	

<b>TEN 13 DEN 7, 15 plays, 82 yards, 1 penalty, 7:02 drive, 1:11 elapsed</b>
--

S.Gostkowski kicks 65 yards from TEN 35 to end zone, Touchback.

**Denver Broncos at 13:49**

1-10-DEN 25	(13:49) (Shotgun) M.Gordon left end pushed ob at DEN 25 for no gain (K.Byard).	
2-10-DEN 25	(13:17) M.Gordon right tackle to 50 for 25 yards (K.Vaccaro; J.Brown).	R13
<u>1-10-50</u>	(12:38) (Shotgun) D.Lock pass short middle to J.Jeudy to TEN 29 for 21 yards (K.Vaccaro; D.Long).	P14
<u>1-10-TEN 29</u>	(11:59) (Shotgun) D.Lock pass short left to J.Jeudy to TEN 31 for -2 yards (H.Landry).	
2-12-TEN 31	(11:16) (Shotgun) D.Lock pass short middle to T.Patrick to TEN 16 for 15 yards (K.Byard).	P15
<u>1-10-TEN 16</u>	(10:51) (No Huddle, Shotgun) M.Gordon left end to TEN 13 for 3 yards (M.Butler).	
2-7-TEN 13	(10:09) (Shotgun) D.Lock pass short left to R.Freeman pushed ob at TEN 1 for 12 yards (D.Long).	P16
<u>1-1-TEN 1</u>	(9:48) R.Freeman up the middle to TEN 1 for no gain (K.Vaccaro).	
2-1-TEN 1	<b>(9:12) M.Gordon left end for 1 yard, TOUCHDOWN.</b>	R17
	B.McManus extra point is GOOD, Center-J.Bobenmoyer, Holder-S.Martin.	

<b>TEN 13 DEN 14, 9 plays, 75 yards, 4:41 drive, 5:52 elapsed</b>
---

B.McManus kicks 65 yards from DEN 35 to end zone, Touchback.

**Tennessee Titans at 9:08**

1-10-TEN 25	(9:08) D.Henry up the middle to TEN 29 for 4 yards (J.Casey).	
2-6-TEN 29	(8:38) R.Tannehill pass short right to K.Blasingame to TEN 34 for 5 yards (J.Jewell).	
3-1-TEN 34	(8:17) (No Huddle) R.Tannehill up the middle to TEN 34 for no gain (A.Johnson).	
4-1-TEN 34	<i>(7:32) (Run formation) PENALTY on TEN, Delay of Game, 4 yards, enforced at TEN 34 - No Play.</i>	
4-5-TEN 30	(7:32) B.Kern punts 50 yards to DEN 20, Center-B.Brinkley, out of bounds.	

**Denver Broncos at 7:24**

1-10-DEN 20	(7:24) (Shotgun) D.Lock pass short right to T.Patrick to DEN 25 for 5 yards (J.Joseph).	
2-5-DEN 25	(6:50) (Shotgun) M.Gordon right end pushed ob at DEN 37 for 12 yards (K.Byard).	R18
<u>1-10-DEN 37</u>	(6:19) M.Gordon left guard to DEN 44 for 7 yards (D.Jones; K.Correa).	
2-3-DEN 44	(5:45) (Shotgun) M.Gordon left tackle to DEN 44 for no gain (K.Vaccaro).	
3-3-DEN 44	(5:11) (Shotgun) D.Lock pass incomplete deep right to D.Hamilton [H.Landry].	
4-3-DEN 44	(5:04) S.Martin punts 52 yards to TEN 4, Center-J.Bobenmoyer, out of bounds.	

**Tennessee Titans at 4:57**

1-10-TEN 4	(4:57) D.Henry up the middle to TEN 4 for no gain (M.Purcell).	
2-10-TEN 4	(4:24) (Shotgun) R.Tannehill pass incomplete short right to J.Smith.	
3-10-TEN 4	(4:21) (Shotgun) R.Tannehill pass incomplete deep right to C.Davis (K.Jackson).	
4-10-TEN 4	(4:16) B.Kern punts 47 yards to DEN 49, Center-B.Brinkley. D.Spencer pushed ob at TEN 44 for 7 yards (S.Perry).	

**Denver Broncos at 4:06**

1-10-TEN 44	(4:06) (Shotgun) D.Lock pass incomplete short right to J.Jeudy.	
2-10-TEN 44	(4:02) M.Gordon up the middle to TEN 42 for 2 yards (W.Compton; J.Brown).	
3-8-TEN 42	(3:20) (Shotgun) D.Lock pass incomplete deep left to D.Hamilton.	
4-8-TEN 42	(3:13) S.Martin punts 32 yards to TEN 10, Center-J.Bobenmoyer, fair catch by K.Raymond.	

**Tennessee Titans at 3:05**

1-10-TEN 10	(3:05) (Shotgun) R.Tannehill pass short left to A.Humphries pushed ob at TEN 18 for 8 yards (E.Bassey).	
2-2-TEN 18	(3:00) (No Huddle, Shotgun) R.Tannehill pass short right to C.Davis to TEN 27 for 9 yards (B.Callahan).	P22
<u>1-10-TEN 27</u>	(2:41) (No Huddle, Shotgun) D.Henry right guard to TEN 32 for 5 yards (J.Casey).	
2-5-TEN 32	(2:21) (No Huddle, Shotgun) R.Tannehill pass short middle to D.Henry to TEN 38 for 6 yards (A.Johnson).	P23
<u>1-10-TEN 38</u>	(2:01) (No Huddle, Shotgun) R.Tannehill pass short left to A.Brown to DEN 46 for 16 yards (J.Jewell). Denver challenged the runner was not down by contact ruling, and the play was REVERSED. (No Huddle, Shotgun) R.Tannehill pass short left to A.Brown to TEN 49 for 11 yards (M.Ojemudia).	P24



**Tennessee Titans vs Denver Broncos at Empower Field at Mile High**

Two-Minute Warning

- 1-10-TEN 49 (1:58) (Shotgun) R.Tannehill pass incomplete short middle to A.Brown [A.Johnson].
- 2-10-TEN 49 (1:55) (No Huddle, Shotgun) R.Tannehill pass incomplete deep left to A.Brown.  
*PENALTY on DEN-M.Ojemudia, Defensive Pass Interference, 16 yards, enforced at TEN 49 - No Play.* X25
- 1-10-DEN 35 (1:50) (Shotgun) R.Tannehill pass short left to A.Humphries to DEN 29 for 6 yards (E.Bassey).
- 2-4-DEN 29 (1:33) (No Huddle, Shotgun) D.Henry left tackle to DEN 16 for 13 yards (K.Jackson). R26
- 1-10-DEN 16 (:49) (Shotgun) D.Henry up the middle to DEN 12 for 4 yards (J.Casey).  
Timeout #1 by TEN at 00:31.
- 2-6-DEN 12 (:31) (Shotgun) D.Henry left end pushed ob at DEN 7 for 5 yards (J.Jewell).
- 3-1-DEN 7 (:24) (No Huddle, Shotgun) R.Tannehill pass incomplete short left to A.Brown.
- 4-1-DEN 7 (:20) **S.Gostkowski 25 yard field goal is GOOD, Center-B.Brinkley, Holder-B.Kern.**

**TEN 16 DEN 14, 12 plays, 83 yards, 1 penalty, 2:48 drive, 14:43 elapsed**

S.Gostkowski kicks 65 yards from TEN 35 to end zone, Touchback.

**Denver Broncos at 0:17**

- 1-10-DEN 25 (:17) (Shotgun) D.Lock pass incomplete deep right to N.Fant (K.Byard).
- 2-10-DEN 25 (:09) (Shotgun) D.Lock pass deep right to D.Hamilton to DEN 43 for 18 yards (K.Fulton). P19  
Timeout #1 by DEN at 00:02.  
Timeout #2 by TEN at 00:02.
- 1-10-DEN 43 (:02) (Shotgun) D.Lock pass incomplete short right.

**END OF QUARTER**

	Score	Time Poss	First Downs				Efficiencies	
			R	P	X	T	3 Down	4 Down
<b>Tennessee Titans</b>	<b>16</b>	<b>6:34</b>	<b>1</b>	<b>4</b>	<b>1</b>	<b>6</b>	<b>0/4</b>	<b>1/1</b>
<b>Denver Broncos</b>	<b>14</b>	<b>8:26</b>	<b>3</b>	<b>4</b>	<b>0</b>	<b>7</b>	<b>0/2</b>	<b>0/0</b>

# Miscellaneous Statistics Report

Tennessee Titans vs Denver Broncos  
9/14/2020 at Empower Field at Mile High

## Ten Longest Plays for Tennessee Titans

Yards	Qtr	Play Start	Play Description
23	2	2-7-TEN 4	(2:53) R.Tannehill pass short middle to C.Davis pushed ob at TEN 27 for 23 yards (K.Jackson).
22	1	2-20-TEN 21	(13:58) (Shotgun) R.Tannehill pass short right to J.Smith to TEN 43 for 22 yards (K.Jackson).
20	1	2-4-TEN 48	(7:00) (No Huddle) R.Tannehill pass short left to C.Davis to DEN 32 for 20 yards (J.Simmons).
16	1	2-7-TEN 16	(8:10) R.Tannehill pass short right to C.Davis to TEN 32 for 16 yards (J.Simmons) [J.Casey].
13	2	1-10-TEN 42	(:58) (No Huddle) R.Tannehill pass incomplete short right to C.Davis (A.Bouye). DEN-A.Bouye was injured during the play. The Replay Official reviewed the incomplete pass ruling, and the play was REVERSED.
			(No Huddle) R.Tannehill pass short right to C.Davis ran ob at DEN 45 for 13 yards.
13	3	1-10-DEN 33	(2:12) (No Huddle) R.Tannehill pass short middle to C.Davis to DEN 20 for 13 yards (B.Callahan; J.Simmons) [B.Chubb].
13	4	2-4-DEN 29	(1:33) (No Huddle, Shotgun) D.Henry left tackle to DEN 16 for 13 yards (K.Jackson).
12	2	2-1-DEN 36	(:48) (Shotgun) R.Tannehill pass short left to A.Brown to DEN 24 for 12 yards (B.Callahan).
11	1	1-10-TEN 20	(14:54) R.Tannehill scrambles right end to TEN 31 for 11 yards (J.Attaochu).
11	2	3-1-DEN 14	(10:25) D.Henry right end pushed ob at DEN 3 for 11 yards (K.Jackson).

## Ten Longest Plays for Denver Broncos

Yards	Qtr	Play Start	Play Description
31	2	3-9-DEN 45	(7:23) (Shotgun) D.Lock pass short right to N.Fant to TEN 24 for 31 yards (K.Byard).
25	2	2-2-DEN 42	(:02) (Shotgun) D.Lock pass short right to J.Jeudy to TEN 33 for 25 yards (J.Kalu). FUMBLES (J.Kalu), ball out of bounds at
25	4	2-10-DEN 25	(13:17) M.Gordon right tackle to 50 for 25 yards (K.Vaccaro; J.Brown).
23	1	2-16-TEN 35	(1:25) (Shotgun) P.Lindsay up the middle to TEN 25 for 10 yards (K.Fulton).
21	4	1-10-50	(12:38) (Shotgun) D.Lock pass short middle to J.Jeudy to TEN 29 for 21 yards (K.Vaccaro; D.Long).
18	4	2-10-DEN 25	(:09) (Shotgun) D.Lock pass deep right to D.Hamilton to DEN 43 for 18 yards (K.Fulton).
17	1	2-3-DEN 18	(11:12) D.Lock pass short right to N.Fant to DEN 35 for 17 yards (R.Evans; K.Byard).
16	2	2-7-DEN 28	(8:45) (Shotgun) D.Lock pass short middle to N.Fant to DEN 44 for 16 yards (K.Byard).
15	4	2-12-TEN 31	(11:16) (Shotgun) D.Lock pass short middle to T.Patrick to TEN 16 for 15 yards (K.Byard).
12	1	1-10-DEN 48	(4:13) (Shotgun) D.Lock pass short left to J.Jeudy to TEN 40 for 12 yards (M.Butler).

## Touchdown Scoring Information

VISITOR	HOME	Offense	Defense	Special Teams
Tennessee Titans		2	0	0
	Denver Broncos	2	0	0

## Player Scoring Information

Club	Player	TD	Rush TD	Rec TD	KO TD	Punt TD	Int TD	Fum TD	Misc TD	FG	XP	2Pt Rush	2Pt Rec	Sfty	Points
TEN	J.Smith	0	0	1	0	0	0	0	0	0	0	0	0	0	6
TEN	M.Pruitt	0	0	1	0	0	0	0	0	0	0	0	0	0	6
TEN	S.Gostkowski	0	0	0	0	0	0	0	0	1	1	0	0	0	4
DEN	M.Gordon	0	1	0	0	0	0	0	0	0	0	0	0	0	6
DEN	N.Fant	0	0	1	0	0	0	0	0	0	0	0	0	0	6
DEN	B.McManus	0	0	0	0	0	0	0	0	0	2	0	0	0	2

## Possession Detail

	First Half		Second Half		Game	
	Visitor	Home	Visitor	Home	Visitor	Home
Largest Lead	0	7	6	1	6	7
Drives Leading	0	1	0	2	0	3
Time of Possession Leading	0:00	2:11	0:00	3:28	0:00	5:39
Largest Deficit	-7	0	-1	-6	-7	-6
Drives Trailing	2	0	3	2	5	2
Time of Possession Trailing	3:54	0:00	5:23	4:58	9:17	4:58
Times Score Tied Up		1		0		1
Lead Changes		1		3		4



D Munyer	C	6	25%	A Schlottmann	G	2	8%
T Smith	CB	5	21%	C Anderson	T	2	8%

# 2020 TENNESSEE TITANS REGULAR SEASON STATISTICS

Won 1, Lost 0

Date	W-L	Score	OT	Opponent	Attendance
09/14	W	16-14		at Denver	0
09/20				Jacksonville	
09/27				at Minnesota	
10/04				Pittsburgh	
10/11				Buffalo	
10/18				Houston	
11/01				at Cincinnati	
11/08				Chicago	
11/12				Indianapolis	
11/22				at Baltimore	
11/29				at Indianapolis	
12/06				Cleveland	
12/13				at Jacksonville	
12/20				Detroit	
12/27				at Green Bay	
01/03				at Houston	

Statistic	Tenn.	Opp.
<b>Total First Downs</b>	<b>26</b>	<b>19</b>
Rushing	6	6
Passing	17	12
Penalty	3	1
3rd Down: Made/Att	7/16	3/9
3rd Down Pct.	43.8	33.3
4th Down: Made/Att	1/1	0/1
4th Down Pct.	100.0	0.0
<b>Possession Avg.</b>	<b>32:40</b>	<b>27:20</b>
<b>Total Net Yards</b>	<b>377</b>	<b>323</b>
Avg. Per Game	377.0	323.0
Total Plays	78	59
Avg. Per Play	4.8	5.5
<b>Net Yards Rushing</b>	<b>130</b>	<b>107</b>
Avg. Per Game	130.0	107.0
Total Rushes	34	26
<b>Net Yards Passing</b>	<b>247</b>	<b>216</b>
Avg. Per Game	247.0	216.0
Sacked/Yards Lost	1/2	0/0
Gross Yards	249	216
Att./Completions	43/29	33/22
Completion Pct.	67.4	66.7
Had Intercepted	0	0
<b>Punts/Average</b>	<b>4/51.0</b>	<b>5/46.4</b>
Net Punting Avg.	4/47.0	5/42.6
<b>Penalties/Yards</b>	<b>5/37</b>	<b>5/56</b>
<b>Fumbles/Ball Lost</b>	<b>0/0</b>	<b>4/1</b>
<b>Touchdowns</b>	<b>2</b>	<b>2</b>
Rushing	0	1
Passing	2	1
Returns	0	0

Score By Periods	Q1	Q2	Q3	Q4	OT	PTS
Team	0	7	0	9	0	16
Opponents	7	0	0	7	0	14

Scoring	TD	Rush	Rec	Ret	K-PAT	FG	S	PTS
Pruitt	1	0	1	0			0	6
J. Smith	1	0	1	0			0	6
Gostkowski	0	0	0	0	1/2	1/4	0	4
<b>Team</b>	<b>2</b>	<b>0</b>	<b>2</b>	<b>0</b>	<b>1/2</b>	<b>1/4</b>	<b>0</b>	<b>16</b>
<b>Opponents</b>	<b>2</b>	<b>1</b>	<b>1</b>	<b>0</b>	<b>2/2</b>	<b>0/0</b>	<b>0</b>	<b>14</b>

2-Pt Conv: TM 0-0, OPP 0-0

Sacks: OPP 1

FUM/Lost: None

Passing	Att	Cmp	Yds	Cmp%	Yds/Att	TD	TD%	Int	Int%	Long	Sack/Lost	Rating
Tannehill	43	29	249	67.4	5.79	2	4.7	0	0.0	23	1/2	97.9
<b>Team</b>	<b>43</b>	<b>29</b>	<b>249</b>	<b>67.4</b>	<b>5.79</b>	<b>2</b>	<b>4.7</b>	<b>0</b>	<b>0.0</b>	<b>23</b>	<b>1/2</b>	<b>97.9</b>
<b>Opponents</b>	<b>33</b>	<b>22</b>	<b>216</b>	<b>66.7</b>	<b>6.55</b>	<b>1</b>	<b>3.0</b>	<b>0</b>	<b>0.0</b>	<b>31</b>	<b>0/0</b>	<b>95.0</b>

Rushing	No.	Yds	Avg	Long	TD
Henry	31	116	3.7	13	0
Tannehill	3	14	4.7	11	0
<b>Team</b>	<b>34</b>	<b>130</b>	<b>3.8</b>	<b>13</b>	<b>0</b>
<b>Opponents</b>	<b>26</b>	<b>107</b>	<b>4.1</b>	<b>25</b>	<b>1</b>

Receiving	No.	Yds	Avg	Long	TD
C. Davis	7	101	14.4	23	0
Humphries	6	47	7.8	10	0
A. Brown	5	39	7.8	12	0
J. Smith	4	36	9.0	22	1
Henry	3	15	5.0	6	0
Firkser	2	5	2.5	6	0
Blasingame	1	5	5.0	5	0
Pruitt	1	1	1.0	1t	1
<b>Team</b>	<b>29</b>	<b>249</b>	<b>8.6</b>	<b>23</b>	<b>2</b>
<b>Opponents</b>	<b>22</b>	<b>216</b>	<b>9.8</b>	<b>31</b>	<b>1</b>

Interceptions	No.	Yds	Avg	Long	TD
Team	0	0	---	---	0
Opponents	0	0	---	---	0

Punting	No.	Yds	Avg	Net	TB	In	Lg	B
Kern	4	204	51.0	47.0	0	2	66	0
<b>Team</b>	<b>4</b>	<b>204</b>	<b>51.0</b>	<b>47.0</b>	<b>0</b>	<b>2</b>	<b>66</b>	<b>0</b>
<b>Opponents</b>	<b>5</b>	<b>232</b>	<b>46.4</b>	<b>42.6</b>	<b>0</b>	<b>3</b>	<b>56</b>	<b>0</b>

Punt Returns	Ret	FC	Yds	Avg	Long	TD
Raymond	3	1	19	6.3	11	0
<b>Team</b>	<b>3</b>	<b>1</b>	<b>19</b>	<b>6.3</b>	<b>11</b>	<b>0</b>
<b>Opponents</b>	<b>2</b>	<b>1</b>	<b>16</b>	<b>8.0</b>	<b>9</b>	<b>0</b>

Kickoff Returns	No.	Yds	Avg	Long	TD
Raymond	1	19	19.0	19	0
<b>Team</b>	<b>1</b>	<b>19</b>	<b>19.0</b>	<b>19</b>	<b>0</b>

Field Goals	1-19	20-29	30-39	40-49	50+
Gostkowski	0/0	1/1	0/0	0/3	0/0
<b>Team</b>	<b>0/0</b>	<b>1/1</b>	<b>0/0</b>	<b>0/3</b>	<b>0/0</b>
<b>Opponents</b>	<b>0/0</b>	<b>0/0</b>	<b>0/0</b>	<b>0/0</b>	<b>0/0</b>

Gostkowski: (47N,44B,42N,25G)

## **TITANS PULL OUT 33-30 WIN OVER JAGUARS TO IMPROVE TO 2-0**

**BY JIM WYATT  
TENNESSEE TITANS  
SEPTEMBER 20, 2020**

NASHVILLE - The Titans found a way on Sunday.

In an empty stadium, and with a worn out defense, the Titans pulled it out with a 33-30 win over the Jaguars at Nissan Stadium.

Kicker Stephen Gostkowski's 49-yard field goal with 1:36 proved to be the game-winner.

Linebacker Harold Landry then intercepted Jaguars quarterback Gardner Minshew with 47 seconds to clinch it. Titans defensive lineman Jeffery Simmons batted the ball into the air, and Landry caught it.

Titans quarterback Ryan Tannehill completed 18-of-24 passes for 239 yards and four touchdowns.

Running back Derrick Henry ran for 84 yards on 25 carries.

Tight end Jonnu Smith caught a pair of touchdown passes and caught three passes for 84 yards.

The Titans improved to 2-0 with the win, and they're now alone atop the AFC South after the first two weeks of the NFL season. The Titans are now 2-0 for only the third time in the Titans era.

The Titans came out firing on Sunday to lead 24-10 at halftime.

On the game's first offensive play, Tannehill connected with Smith for a 63-yard completion to put Tennessee in business early. Two plays later, Tannehill connected with Smith for a 13-yard touchdown to give the Titans a 7-0 lead less than two minutes into the contest.

After an interception and long return by rookie cornerback Kristian Fulton, the Titans were in great

scoring position once again. And a few minutes later it was 14-0 after a nine-yard touchdown pass from Tannehill to receiver Corey Davis.

The Jaguars fought back, cutting the lead to 14-7 on a 19-yard touchdown pass from Minshew to tight end Tyler Eifert.

But the Titans extended their lead to 21-7 on a four-yard touchdown pass from Tannehill to Smith, which capped off a 13-play, 85-yard drive that took 5:50 off the clock.

Then, on the final play of the first half, Stephen Gostkowski nailed a 51-yard field goal to make it 24-10.

Tannehill completed 12-of-14 passes for 172 yards and three touchdowns in the first half.

But the Titans, playing without cornerback Adoree' Jackson and then without cornerback Johnathan Joseph (leg) for most the second half, had trouble slowing down the Jaguars.

The Jaguars put together an 89-yard drive to open the second half, however, and cut the lead to 24-17 on a 17-yard run by running back James Robinson.

But the Titans came right back, scoring on an 18-yard touchdown pass from Tannehill to receiver Adam Humphries to cap a nine-play, 75-yard drive. The extra point attempt was missed, however, and the Titans led 30-17 with 2:04 left in the third quarter.

The Jaguars rallied to tie the game at 30-30 on a pair of touchdown passes from Minshew, who connected with Keelan Cole on a two-yard score before finding Chris Thompson for a 15-yard score with 7:25 remaining.

The Titans travel to face the Minnesota Vikings next Sunday.

###

# Week 2

## National Football League Game Summary

NFL Copyright © 2020 by The National Football League. All rights reserved. This summary and play-by-play is for the express purpose of assisting media in their coverage of the game; any other use of this material is prohibited without the written permission of the National Football League.

Date: Sunday, 9/20/2020

**Jacksonville Jaguars at Tennessee Titans**  
at Nissan Stadium, Nashville, TN

Start Time: 12:02 PM Central

### Game Day Weather

Game Weather: Sunny

Temp: 72° F (22.2° C) Humidity: 60%, Wind: WE 5 mph

Played Open Stadium on Turf: Grass

Outdoor Weather: Sunny, Wind Chill: 72

### Officials

Referee: Martin, Clay (19)  
Line Judge: LeBlanc, Frank (0)  
Back Judge: Patrick, Steve (17)

Umpire: Michalek, Tony (115)  
Field Judge: Weatherford, Mike (116)  
Replay Official: McGrath, John (0)

Down Judge: Bowers, Derick (74)  
Side Judge: Lamberth, Jeff (21)

### Lineups

Jacksonville Jaguars				Tennessee Titans			
Offense		Defense		Offense		Defense	
WR 17	D.Chark	DE 41	J.Allen	WR 84	C.Davis	DE 94	J.Crawford
LT 74	C.Robinson	NT 95	A.Jones	TE 81	J.Smith	NT 90	D.Jones
G 68	A.Norwell	DT 90	T.Bryan	LT 77	T.Lewan	DT 98	J.Simmons
C 65	B.Linder	DE 96	A.Gotsis	LG 76	R.Saffold	OLB 99	J.Clowney
G 60	A.Cann	WLB 44	M.Jack	C 60	B.Jones	ILB 54	R.Evans
LT 75	J.Taylor	MLB 47	J.Schobert	RG 64	N.Davis	ILB 55	J.Brown
TE 80	J.O'Shaughnessy	SLB 48	L.Jacobs	RT 71	D.Kelly	OLB 58	H.Landry
QB 15	G.Minshew	CB 37	T.Herdon	FB 41	K.Blasingame	CB 33	J.Joseph
RB 30	J.Robinson	FS 42	A.Wingard	WR 14	K.Raymond	SS 24	K.Vaccaro
TE 88	T.Eifert	SS 29	J.Jones	QB 17	R.Tannehill	FS 31	K.Byard
TE 86	B.Ellefson	CB 23	C.Henderson	RB 22	D.Henry	CB 21	M.Butler

### Substitutions

K 4 J.Lambo, P 9 L.Cooke, WR 10 L.Shenault, WR 18 C.Conley, WR 19 C.Johnson, DB 20 D.Thomas, DB 25 D.Hayden, DB 27 C.Claybrooks, RB 33 D.Ogunbowale, RB 34 C.Thompson, DB 35 S.Jones, DB 40 B.Watson, LB 45 K.Chaisson, LS 46 R.Maticisk, FB 49 B.Miller, LB 50 S.Quarterman, NT 52 D.Hamilton, LB 53 D.Allen, DE 54 C.Marsh, G 69 T.Shatley, T 76 W.Richardson, T 78 B.Bartch, WR 84 K.Cole, DE 94 D.Smoot, DT 98 T.Jernigan

### Substitutions

K 3 S.Gostkowski, P 6 B.Kern, WR 10 A.Humphries, WR 13 C.Batson, WR 15 N.Westbrook, RB 20 S.Perry, DB 23 T.Smith, DB 26 K.Fulton, RB 28 J.McNichols, CB 30 C.Milton, DB 35 C.Jackson, DB 37 A.Hooker, LB 40 K.Correa, DB 46 J.Kalu, LS 48 B.Brinkley, LB 49 N.Dzubnar, LB 51 D.Long, C 52 D.Munyer, LB 53 W.Compton, T 70 T.Sambrailo, TE 85 M.Pruitt, TE 86 A.Firkser, DT 91 L.Murchison, DT 92 M.Dickerson

### Did Not Play

QB 2 M.Glennon

### Did Not Play

QB 5 L.Woodside, C 62 A.Brewer

### Not Active

QB 6 J.Luton, WR 12 D.Westbrook, DB 24 J.Scott, DB 36 L.Barcoo, DT 58 D.Costin, TE 87 T.Davis

### Not Active

WR 11 A.Brown, RB 32 D.Evans, DE 44 V.Beaasley, DE 50 D.Roberson, G 75 J.Douglas, TE 87 G.Swaim, DT 97 I.Mack

### Field Goals (made ( ) & missed)

		(35)	S.Gostkowski	(51) (49)				
			1	2	3	4	OT	Total
VISITOR:	Jacksonville Jaguars		7	3	7	13	0	30
HOME:	Tennessee Titans		14	10	6	3	0	33

### Scoring Plays

Team	Qtr	Time	Play Description (Extra Point) (Drive Info)	Visitor	Home
Titans	1	13:22	J.Smith 13 yd. pass from R.Tannehill (S.Gostkowski kick) (3-77, 1:38)	0	7
Titans	1	5:43	C.Davis 9 yd. pass from R.Tannehill (S.Gostkowski kick) (5-30, 1:56)	0	14
Jaguars	1	3:43	T.Eifert 19 yd. pass from G.Minshew (J.Lambo kick) (6-75, 2:00)	7	14
Titans	2	1:47	J.Smith 4 yd. pass from R.Tannehill (S.Gostkowski kick) (13-85, 5:50)	7	21
Jaguars	2	0:12	J.Lambo 35 yd. Field Goal (10-58, 1:35)	10	21
Titans	2	0:00	S.Gostkowski 51 yd. Field Goal (2-16, 0:12)	10	24
Jaguars	3	7:04	J.Robinson 17 yd. run (J.Lambo kick) (14-89, 7:56)	17	24
Titans	3	2:04	A.Humphries 18 yd. pass from R.Tannehill (kick failed, hlu) (9-75, 5:00)	17	30
Jaguars	4	14:16	K.Cole 2 yd. pass from G.Minshew (kick failed, hru) (7-75, 2:48)	23	30

# Week 2

## National Football League Game Summary

NFL Copyright © 2020 by The National Football League. All rights reserved. This summary and play-by-play is for the express purpose of assisting media in their coverage of the game; any other use of this material is prohibited without the written permission of the National Football League.

---

Jaguars	4	7:25	C.Thompson 14 yd. pass from G.Minshew (J.Lambo kick) (9-86, 5:02)	30	30
Titans	4	1:36	S.Gostkowski 49 yd. Field Goal (8-29, 1:53)	30	33
Paid Attendance: 0					Time: 2:59





## Final Team Statistics

	Visitor Jaguars	Home Titans
TOTAL FIRST DOWNS	30	23
By Rushing	9	7
By Passing	20	12
By Penalty	1	4
THIRD DOWN EFFICIENCY	10-14-71%	7-11-64%
FOURTH DOWN EFFICIENCY	1-1-100%	0-0-0%
TOTAL NET YARDS	480	354
Total Offensive Plays (inc. times thrown passing)	74	59
Average gain per offensive play	6.5	6.0
NET YARDS RUSHING	165	123
Total Rushing Plays	27	34
Average gain per rushing play	6.1	3.6
Tackles for a loss-number and yards	0-0	3-12
NET YARDS PASSING	315	231
Times thrown - yards lost attempting to pass	2-24	1-8
Gross yards passing	339	239
PASS ATTEMPTS-COMPLETIONS-HAD INTERCEPTED	45-30-2	24-18-0
Avg gain per pass play (inc.# thrown passing)	6.7	9.2
KICKOFFS Number-In End Zone-Touchbacks	6-3-2	6-5-5
PUNTS Number and Average	2-40.0	3-40.7
Had Blocked	0	0
FGs - PATs Had Blocked	0-0	0-0
Net Punting Average	40.0	40.7
TOTAL RETURN YARDAGE (Not Including Kickoffs)	0	44
No. and Yards Punt Returns	1-0	1-0
No. and Yards Kickoff Returns	1-0	4-54
No. and Yards Interception Returns	0-0	2-44
PENALTIES Number and Yards	8-60	4-30
FUMBLES Number and Lost	2-0	0-0
TOUCHDOWNS	4	4
Rushing	1	0
Passing	3	4
EXTRA POINTS Made-Attempts	3-4	3-4
Kicking Made-Attempts	3-4	3-4
FIELD GOALS Made-Attempts	1-1	2-2
RED ZONE EFFICIENCY	4-5-80%	4-4-100%
GOAL TO GO EFFICIENCY	1-1-100%	1-1-100%
SAFETIES	0	0
FINAL SCORE	30	33
TIME OF POSSESSION	33:22	26:38

## Ball Possession And Drive Chart

### Jacksonville Jaguars

#	Time Recd	Time Lost	Time Poss	How Ball Obtained	Drive Began	# Play	Yds Gain	Yds Pen	Net Yds	1st Down	Last Scrm	How Given Up
1	13:22	7:39	5:43	Kickoff	JAX 25	12	38	0	38	3	TEN 37	Interception
2	5:43	3:43	2:00	Kickoff	JAX 25	6	75	0	75	3	* TEN 19	Touchdown
3	12:59	7:37	5:22	Punt	JAX 6	9	39	-5	34	3	JAX 40	Punt
4	1:47	0:12	1:35	Kickoff	JAX 25	10	58	0	58	3	* TEN 17	Field Goal
5	15:00	7:04	7:56	Kickoff	JAX 11	14	89	0	89	7	* TEN 17	Touchdown
6	2:04	14:16	2:48	Kickoff	JAX 25	7	75	0	75	4	* TEN 2	Touchdown
7	12:27	7:25	5:02	Punt	JAX 14	9	71	15	86	5	* TEN 14	Touchdown
8	5:36	3:29	2:07	Punt	JAX 11	5	14	0	14	1	JAX 25	Punt
9	1:36	0:47	0:49	Kickoff	JAX 25	3	20	0	20	1	JAX 45	Interception

(167) Average JAX 19

### Tennessee Titans

#	Time Recd	Time Lost	Time Poss	How Ball Obtained	Drive Began	# Play	Yds Gain	Yds Pen	Net Yds	1st Down	Last Scrm	How Given Up
1	15:00	13:22	1:38	Kickoff	TEN 23	3	77	0	77	2	* JAX 13	Touchdown
2	7:39	5:43	1:56	Interception	JAX 30	5	30	0	30	2	* JAX 9	Touchdown
3	3:43	12:59	5:44	Kickoff	TEN 25	10	45	-10	35	3	JAX 40	Punt
4	7:37	1:47	5:50	Punt	TEN 15	13	63	22	85	5	* JAX 4	Touchdown
5	0:12	0:00	0:12	Kickoff	JAX 49	2	16	0	16	1	JAX 33	Field Goal
6	7:04	2:04	5:00	Kickoff	TEN 25	9	65	10	75	5	* JAX 18	Touchdown
7	14:16	12:27	1:49	Kickoff	TEN 22	3	7	0	7	0	TEN 29	Punt
8	7:25	5:36	1:49	Kickoff	TEN 21	6	32	5	37	3	JAX 42	Punt
9	3:29	1:36	1:53	Punt	TEN 40	8	21	8	29	2	JAX 31	Field Goal
10	0:47	0:00	0:47	Interception	JAX 39	2	-2	0	-2	0	JAX 40	End of Game

(353) Average TEN 35

\* inside opponent's 20

Time of Possession by Quarter		1st	2nd	3rd	4th	OT	Total
Visitor	Jacksonville Jaguars	7:43	6:57	10:00	8:42		33:22
Home	Tennessee Titans	7:17	8:03	5:00	6:18		26:38

Kickoff Drive No.-Start Average

Jaguars: 6 - JAX 23

Titans: 6 - TEN 28



# First Half Summary

PERIOD SCORES

Jaguars	7 3 = 10
Titans	14 10 = 24

TIME OF POSSESSION

Jaguars	14:40
Titans	15:20

Scoring Plays

Team	Qtr	Time	Play Description (Extra Point) (Drive Info)	Visitor	Home
Titans	1	13:22	J.Smith 13 yd. pass from R.Tannehill (S.Gostkowski kick) (3-77, 1:38)	0	7
Titans	1	5:43	C.Davis 9 yd. pass from R.Tannehill (S.Gostkowski kick) (5-30, 1:56)	0	14
Jaguars	1	3:43	T.Eifert 19 yd. pass from G.Minschew (J.Lambo kick) (6-75, 2:00)	7	14
Titans	2	1:47	J.Smith 4 yd. pass from R.Tannehill (S.Gostkowski kick) (13-85, 5:50)	7	21
Jaguars	2	0:12	J.Lambo 35 yd. Field Goal (10-58, 1:35)	10	21
Titans	2	0:00	S.Gostkowski 51 yd. Field Goal (2-16, 0:12)	10	24

	Jacksonville Jaguars	Tennessee Titans
<b>TOTAL FIRST DOWNS</b>	12	13
First Downs Rushing-Passing-by Penalty	2 - 10 - 0	3 - 9 - 1
<b>THIRD DOWN EFFICIENCY</b>	5-8-63%	6-7-86%
<b>TOTAL NET YARDS</b>	211	231
Total Offensive Plays	36	32
<b>NET YARDS RUSHING</b>	41	67
<b>NET YARDS PASSING</b>	170	164
Gross Yards Passing	190	172
Times thrown-yards lost attempting to pass	1-20	1-8
<b>Pass Attempts-Completions-Had Intercepted</b>	24 - 14 - 1	14 - 12 - 0
<b>Punts-Number and Average</b>	1 - 45	1 - 34
<b>Penalties-Number and Yards</b>	3 - 32	3 - 15
<b>Fumbles-Number and Lost</b>	1 - 0	0 - 0
<b>Red Zone Efficiency</b>	1-2-50%	3-3-100%
<b>Average Drive Start</b>	JAX 20	TEN 37

Jacksonville Jaguars

Tennessee Titans

JACKSONVILLE JAGUARS										TENNESSEE TITANS							
RUSHING	ATT	YDS	AVG	LG	TD					RUSHING	ATT	YDS	AVG	LG	TD		
J.Robinson	6	17	2.8	4	0					D.Henry	13	43	3.3	14	0		
L.Shenault	1	14	14.0	14	0					C.Batson	1	11	11.0	11	0		
G.Minschew	3	8	2.7	5	0					J.McNichols	2	7	3.5	4	0		
C.Thompson	1	2	2.0	2	0					R.Tannehill	1	6	6.0	6	0		
<b>Total</b>	<b>11</b>	<b>41</b>	<b>3.7</b>	<b>14</b>	<b>0</b>					<b>Total</b>	<b>17</b>	<b>67</b>	<b>3.9</b>	<b>14</b>	<b>0</b>		
PASSING	ATT	CMP	YDS	SK/YD	TD	LG	IN	RT									
G.Minschew	24	14	190	1/20	1	45	1	80.2									
<b>Total</b>	<b>24</b>	<b>14</b>	<b>190</b>	<b>1/20</b>	<b>1</b>	<b>45</b>	<b>1</b>	<b>80.2</b>									
									PASSING	ATT	CMP	YDS	SK/YD	TD	LG	IN	RT
									R.Tannehill	14	12	172	1/8	3	63	0	157.4
									<b>Total</b>	<b>14</b>	<b>12</b>	<b>172</b>	<b>1/8</b>	<b>3</b>	<b>63</b>	<b>0</b>	<b>157.4</b>
PASS RECEIVING								TAR	REC	YDS	AVG	LG	TD				
K.Cole								4	4	48	12.0	23	0				
D.Chark								3	3	74	24.7	45	0				
T.Eifert								5	3	36	12.0	19	1				
L.Shenault								3	2	26	13.0	14	0				
C.Thompson								3	2	6	3.0	9	0				
C.Johnson								3	0	0	0.0	0	0				
B.Miller								1	0	0	0.0	0	0				
C.Conley								1	0	0	0.0	0	0				
<b>Total</b>								<b>23</b>	<b>14</b>	<b>190</b>	<b>13.6</b>	<b>45</b>	<b>1</b>				

Jacksonville Jaguars

Regular Defensive Plays

Special Teams

Misc



## Play By Play

## First Quarter

9/20/2020

JAX wins the coin toss and elects to defer. TEN elects to Receive, and JAX elects to defend the north goal.

L.Cooke kicks 65 yards from JAX 35 to TEN 0. K.Raymond to TEN 23 for 23 yards (L.Cooke).

Tennessee Titans at 15:00, (1st play from scrimmage 14:52)

1-10-TEN 23	(14:52) R.Tannehill pass deep left to J.Smith to JAX 14 for 63 yards (A.Wingard).	P1
<u>1-10-JAX 14</u>	(14:09) D.Henry up the middle to JAX 13 for 1 yard (J.Jones).	
2-9-JAX 13	(13:28) (Shotgun) R.Tannehill pass short right to J.Smith for 13 yards, TOUCHDOWN [J.Allen].	P2
	S.Gostkowski extra point is GOOD, Center-B.Brinkley, Holder-B.Kern.	

JAX 0 TEN 7, 3 plays, 77 yards, 1:38 drive, 1:38 elapsed
--

S.Gostkowski kicks 65 yards from TEN 35 to end zone, Touchback.

Jacksonville Jaguars at 13:22

1-10-JAX 25	(13:22) G.Minshew pass incomplete deep left to T.Eifert (J.Joseph) [J.Clowney].	
2-10-JAX 25	(13:14) J.Robinson right tackle to JAX 28 for 3 yards (R.Evans).	
3-7-JAX 28	(12:32) (Shotgun) G.Minshew pass short right to L.Shenault to JAX 40 for 12 yards (M.Butler).	P1
<u>1-10-JAX 40</u>	(11:53) J.Robinson right tackle to JAX 43 for 3 yards (D.Jones, J.Simmons).	
2-7-JAX 43	(11:10) (Shotgun) G.Minshew pass incomplete short left to B.Miller.	
3-7-JAX 43	(11:07) (Shotgun) G.Minshew pass short left to K.Cole to TEN 46 for 11 yards (J.Joseph, K.Byard).	P2
<u>1-10-TEN 46</u>	(10:28) (Shotgun) G.Minshew scrambles right end to TEN 41 for 5 yards (C.Jackson).	
2-5-TEN 41	(9:46) J.Robinson left tackle to TEN 39 for 2 yards (M.Butler).	
3-3-TEN 39	(9:09) (Shotgun) G.Minshew pass incomplete short left to L.Shenault (M.Butler).	
4-3-TEN 39	(9:01) (Shotgun) G.Minshew scrambles left tackle ran ob at TEN 36 for 3 yards (R.Evans).	R3
<u>1-10-TEN 36</u>	(8:25) G.Minshew FUMBLES (Aborted) at TEN 37, and recovers at TEN 37. G.Minshew to TEN 37 for no gain (K.Vaccaro).	
2-11-TEN 37	(7:51) (Shotgun) G.Minshew pass short right intended for C.Johnson INTERCEPTED by K.Fulton at TEN 26. K.Fulton to JAX 30 for 44 yards (A.Cann).	

Tennessee Titans at 7:39

1-10-JAX 30	(7:39) D.Henry left tackle to JAX 26 for 4 yards (C.Marsh).	
2-6-JAX 26	(7:03) R.Tannehill pass incomplete short left to D.Henry.	
3-6-JAX 26	(6:59) (Shotgun) R.Tannehill pass short right to A.Firkser to JAX 12 for 14 yards (C.Henderson).	P3
<u>1-10-JAX 12</u>	(6:25) D.Henry right tackle to JAX 9 for 3 yards (M.Jack).	
2-7-JAX 9	(5:48) R.Tannehill pass short middle to C.Davis for 9 yards, TOUCHDOWN.	P4
	S.Gostkowski extra point is GOOD, Center-B.Brinkley, Holder-B.Kern.	

JAX 0 TEN 14, 5 plays, 30 yards, 1:56 drive, 9:17 elapsed
---

S.Gostkowski kicks 65 yards from TEN 35 to end zone, Touchback.

Jacksonville Jaguars at 5:43

1-10-JAX 25	(5:43) J.Robinson left end to JAX 27 for 2 yards (H.Landry).	
2-8-JAX 27	(5:10) (Shotgun) G.Minshew pass short left to T.Eifert to JAX 36 for 9 yards (M.Butler; K.Vaccaro).	P4
<u>1-10-JAX 36</u>	(4:39) G.Minshew pass deep left to D.Chark to TEN 19 for 45 yards (J.Joseph; M.Butler).	P5
<u>1-10-TEN 19</u>	(3:55) (Shotgun) G.Minshew pass incomplete short left to C.Conley.	
2-10-TEN 19	(3:51) (Shotgun) G.Minshew pass incomplete short middle to C.Thompson (J.Brown).	
3-10-TEN 19	(3:47) (Shotgun) G.Minshew pass deep middle to T.Eifert for 19 yards, TOUCHDOWN.	P6
	J.Lambo extra point is GOOD, Center-R.Maticcik, Holder-L.Cooke.	

JAX 7 TEN 14, 6 plays, 75 yards, 2:00 drive, 11:17 elapsed
--

L.Cooke kicks 65 yards from JAX 35 to end zone, Touchback.

Tennessee Titans at 3:43

1-10-TEN 25	(3:43) C.Batson left end pushed ob at TEN 36 for 11 yards (A.Wingard).	R5
<u>1-10-TEN 36</u>	(3:14) PENALTY on TEN-R.Saffold, False Start, 5 yards, enforced at TEN 36 - No Play.	
1-15-TEN 31	(3:14) PENALTY on TEN-D.Henry, False Start, 5 yards, enforced at TEN 31 - No Play.	
1-20-TEN 26	(2:52) (Shotgun) R.Tannehill pass short right to C.Batson to TEN 34 for 8 yards (J.Schobert).	
2-12-TEN 34	(2:14) PENALTY on TEN-N.Davis, False Start, 5 yards, enforced at TEN 34 - No Play.	
2-17-TEN 29	(2:02) (Shotgun) R.Tannehill pass short left to A.Humphries to TEN 41 for 12 yards (A.Wingard).	
3-5-TEN 41	(1:25) (Shotgun) R.Tannehill pass short middle to A.Firkser to JAX 49 for 10 yards (J.Schobert; M.Jack).	P6
<u>1-10-JAX 49</u>	(:55) D.Henry right tackle to JAX 48 for 1 yard (M.Jack; A.Jones).	

Jacksonville Jaguars vs Tennessee Titans at Nissan Stadium

- 2-9-JAX 48 (:31) (No Huddle) R.Tannehill pass incomplete short right to C.Davis.
- 3-9-JAX 48 (:24) (Shotgun) PENALTY on JAX-T.Bryan, Encroachment, 5 yards, enforced at JAX 48 - No Play.
- 3-4-JAX 43 (:24) (Shotgun) R.Tannehill pass short middle to C.Davis to JAX 33 for 10 yards (J.Schobert, A.Wingard).

END OF QUARTER

	Score	Time Poss	First Downs				Efficiencies	
			R	P	X	T	3 Down	4 Down
Jacksonville Jaguars	7	7:43	1	5	0	6	3/4	1/1
Tennessee Titans	14	7:17	1	6	0	7	3/3	0/0



Tennessee Titans continued.

- 1-10-JAX 33 (15:00) D.Henry left end to JAX 40 for -7 yards (A.Gotsis).  
 2-17-JAX 40 (14:23) (Shotgun) R.Tannehill pass short right to A.Humphries to JAX 32 for 8 yards (J.Jones).  
 3-9-JAX 32 (13:44) (Shotgun) R.Tannehill sacked at JAX 40 for -8 yards (K.Chaisson).  
 4-17-JAX 40 (13:04) B.Kern punts 34 yards to JAX 6, Center-B.Brinkley, downed by TEN-C.Milton.

Jacksonville Jaguars at 12:59

- 1-10-JAX 6 (12:59) J.Robinson right guard to JAX 10 for 4 yards (K.Byard).  
 2-6-JAX 10 (12:27) (Shotgun) L.Shenault left tackle to JAX 24 for 14 yards (K.Vaccaro, L.Murchison). R7  
1-10-JAX 24 (11:48) G.Minshew pass deep right to D.Chark to JAX 41 for 17 yards (K.Vaccaro). P8  
1-10-JAX 41 (11:12) J.Robinson right tackle to JAX 44 for 3 yards (R.Evans).  
 2-7-JAX 44 (10:32) G.Minshew pass incomplete short right to C.Johnson (H.Landry) [H.Landry].  
 3-7-JAX 44 (10:27) (Shotgun) PENALTY on JAX, Delay of Game, 5 yards, enforced at JAX 44 - No Play.  
 3-12-JAX 39 (10:27) (Shotgun) G.Minshew pass short middle to D.Chark to TEN 49 for 12 yards (A.Hooker). P9  
1-10-TEN 49 (9:42) (Shotgun) G.Minshew sacked at JAX 31 for -20 yards (J.Crawford).  
 2-30-JAX 31 (9:05) C.Thompson up the middle to JAX 33 for 2 yards (D.Jones, J.Simmons).  
 3-28-JAX 33 (8:19) (Shotgun) G.Minshew pass short left to K.Cole to JAX 40 for 7 yards (K.Fulton, C.Jackson).  
 4-21-JAX 40 (7:43) L.Cooke punts 45 yards to TEN 15, Center-R.Matiscik. K.Raymond ran ob at TEN 15 for no gain.

Tennessee Titans at 7:37

- 1-10-TEN 15 (7:37) R.Tannehill scrambles right end pushed ob at TEN 21 for 6 yards (C.Marsh).  
 2-4-TEN 21 (7:12) (No Huddle) D.Henry left tackle to TEN 22 for 1 yard (J.Schobert, K.Chaisson).  
 3-3-TEN 22 (6:33) (Shotgun) R.Tannehill pass short left to A.Humphries to TEN 27 for 5 yards (D.Hayden). P8  
1-10-TEN 27 (5:58) D.Henry left guard to TEN 27 for no gain (M.Jack; J.Allen).  
 2-10-TEN 27 (5:21) (No Huddle) D.Henry right tackle to TEN 33 for 6 yards (J.Schobert, D.Hamilton).  
 3-4-TEN 33 (4:38) (Shotgun) R.Tannehill pass incomplete deep right to J.Smith.  
 PENALTY on JAX-J.Jones, Defensive Pass Interference, 22 yards, enforced at TEN 33 - No Play. X9  
1-10-JAX 45 (4:33) D.Henry left end to JAX 38 for 7 yards (J.Schobert).  
 2-3-JAX 38 (4:03) (No Huddle) D.Henry right end to JAX 24 for 14 yards (C.Henderson). R10  
1-10-JAX 24 (3:35) J.McNichols left tackle to JAX 20 for 4 yards (J.Schobert; C.Marsh).  
 2-6-JAX 20 (2:59) J.McNichols left tackle to JAX 17 for 3 yards (J.Jones, M.Jack).  
 3-3-JAX 17 (2:17) (Shotgun) D.Henry up the middle to JAX 10 for 7 yards (T.Bryan). R11

Two-Minute Warning

- 1-10-JAX 10 (2:00) D.Henry up the middle to JAX 6 for 4 yards (A.Gotsis).  
 Timeout #1 by JAX at 01:56.  
 2-6-JAX 6 (1:56) (Shotgun) D.Henry up the middle to JAX 4 for 2 yards (J.Schobert).  
 Timeout #2 by JAX at 01:52.  
 3-4-JAX 4 (1:52) (Shotgun) R.Tannehill pass short middle to J.Smith for 4 yards, TOUCHDOWN. P12  
 S.Gostkowski extra point is GOOD, Center-B.Brinkley, Holder-B.Kern.

JAX 7 TEN 21, 13 plays, 85 yards, 1 penalty, 5:50 drive, 13:13 elapsed

S.Gostkowski kicks 65 yards from TEN 35 to end zone, Touchback.

Jacksonville Jaguars at 1:47

- 1-10-JAX 25 (1:47) (Shotgun) G.Minshew pass short middle to T.Eifert to JAX 33 for 8 yards (C.Jackson; J.Brown).  
 2-2-JAX 33 (1:29) (No Huddle, Shotgun) G.Minshew pass short right to L.Shenault to JAX 47 for 14 yards (J.Joseph). P10  
1-10-JAX 47 (1:08) (No Huddle, Shotgun) G.Minshew pass short right to C.Thompson to JAX 44 for -3 yards (J.Brown).  
 2-13-JAX 44 (:44) (No Huddle, Shotgun) G.Minshew pass short right to C.Thompson to TEN 47 for 9 yards (K.Vaccaro).  
 Timeout #3 by JAX at 00:39.  
 3-4-TEN 47 (:39) (Shotgun) G.Minshew pass short left to K.Cole pushed ob at TEN 40 for 7 yards (C.Jackson). P11  
1-10-TEN 40 (:34) (Shotgun) G.Minshew pass deep right to K.Cole pushed ob at TEN 17 for 23 yards (C.Jackson). P12  
 Timeout #1 by TEN at 00:30.  
1-10-TEN 17 (:30) (Shotgun) G.Minshew pass incomplete deep middle to C.Johnson (A.Hooker).  
 2-10-TEN 17 (:25) (Shotgun) G.Minshew pass incomplete deep right.

Jacksonville Jaguars vs Tennessee Titans at Nissan Stadium

3-10-TEN 17 (:20) (Shotgun) G.Minshew pass incomplete deep right to T.Eifert (K.Vaccaro).

4-10-TEN 17 (:15) J.Lambo 35 yard field goal is GOOD, Center-R.Maticcik, Holder-L.Cooke.

JAX 10 TEN 21, 10 plays, 58 yards, 1:35 drive, 14:48 elapsed

J.Lambo kicks 16 yards from JAX 35 to TEN 49. J.Kalu to JAX 49 for 2 yards (D.Thomas).

Tennessee Titans at 0:12, (1st play from scrimmage 0:10)

1-10-JAX 49 (:10) (Shotgun) R.Tannehill pass short middle to A.Firkser to JAX 33 for 16 yards (A.Wingard).

P13

Timeout #2 by TEN at 00:05.

1-10-JAX 33 (:05) S.Gostkowski 51 yard field goal is GOOD, Center-B.Brinkley, Holder-B.Kern.

JAX 10 TEN 24, 2 plays, 16 yards, 0:12 drive, 15:00 elapsed

END OF QUARTER	Score	Time Poss	First Downs				Efficiencies	
			R	P	X	T	3 Down	4 Down
Jacksonville Jaguars	10	6:57	1	5	0	6	2/4	0/0
Tennessee Titans	24	8:03	2	3	1	6	3/4	0/0

## Play By Play

## Third Quarter

9/20/2020

JAX elects to Receive, and TEN elects to defend the North goal.

S.Gostkowski kicks 63 yards from TEN 35 to JAX 2. C.Claybrooks MUFFS catch, ball out of bounds at JAX 11.

Jacksonville Jaguars at 15:00. (1st play from scrimmage 14:56)

1-10-JAX 11	(14:56) G.Minshew pass short left to J.Robinson to JAX 17 for 6 yards (D.Jones, M.Butler) [J.Clowney].	
2-4-JAX 17	(14:16) J.Robinson right end to JAX 20 for 3 yards (J.Clowney, J.Simmons).	
3-1-JAX 20	(13:38) J.Robinson right tackle to JAX 21 for 1 yard (R.Evans, J.Joseph). JAX-B.Linder was injured during the play. His return is Questionable.	R13
<u>1-10-JAX 21</u>	(13:13) G.Minshew pass short middle to J.O'Shaughnessy to JAX 25 for 4 yards (K.Vaccaro).	
2-6-JAX 25	(12:42) (Shotgun) L.Shenault left tackle to JAX 29 for 4 yards (H.Landry; D.Jones).	
3-2-JAX 29	(11:59) (Shotgun) C.Thompson left tackle to JAX 34 for 5 yards (H.Landry).	R14
<u>1-10-JAX 34</u>	(11:20) (Shotgun) G.Minshew pass short middle to K.Cole to JAX 42 for 8 yards (J.Brown).	
2-2-JAX 42	(10:45) J.Robinson up the middle to JAX 48 for 6 yards (K.Byard, J.Brown).	R15
<u>1-10-JAX 48</u>	(10:03) G.Minshew pass short left to J.O'Shaughnessy to TEN 39 for 13 yards (K.Vaccaro).	P16
<u>1-10-TEN 39</u>	(9:28) J.Robinson right tackle to TEN 37 for 2 yards (M.Butler).	
2-8-TEN 37	(8:52) G.Minshew pass short right to L.Shenault pushed ob at TEN 28 for 9 yards (K.Fulton).	P17
<u>1-10-TEN 28</u>	(8:23) (Shotgun) L.Shenault left guard to TEN 24 for 4 yards (R.Evans; H.Landry).	
2-6-TEN 24	(7:46) (Shotgun) G.Minshew pass short left to C.Conley to TEN 17 for 7 yards (M.Butler).	P18
<u>1-10-TEN 17</u>	(7:08) J.Robinson up the middle for 17 yards, TOUCHDOWN.	R19
	(Kick formation) PENALTY on JAX-A.Norwell, False Start, 5 yards, enforced at TEN 15 - No Play.	
	J.Lambo extra point is GOOD, Center-R.Maticick, Holder-L.Cooke.	

JAX 17 TEN 24, 14 plays, 89 yards, 7:56 drive, 7:56 elapsed

L.Cooke kicks 65 yards from JAX 35 to end zone, Touchback.

Tennessee Titans at 7:04

1-10-TEN 25	(7:04) R.Tannehill pass incomplete short right.	
	PENALTY on JAX-T.Herndon, Defensive Holding, 5 yards, enforced at TEN 25 - No Play.	X14
<u>1-10-TEN 30</u>	(6:56) D.Henry left end to TEN 32 for 2 yards (A.Wingard).	
2-8-TEN 32	(6:17) (Shotgun) D.Henry up the middle to TEN 46 for 14 yards (J.Jones; C.Henderson).	R15
<u>1-10-TEN 46</u>	(5:50) (No Huddle) D.Henry left tackle to 50 for 4 yards (M.Jack).	
2-6-50	(5:27) (No Huddle) R.Tannehill pass short left to C.Davis pushed ob at JAX 33 for 17 yards (C.Henderson).	P16
<u>1-10-JAX 33</u>	(5:03) PENALTY on JAX-A.Gotsis, Neutral Zone Infraction, 5 yards, enforced at JAX 33 - No Play.	
1-5-JAX 28	(4:38) S.Perry right tackle to JAX 25 for 3 yards (D.Hamilton; J.Jones).	
2-2-JAX 25	(4:07) (No Huddle) S.Perry up the middle to JAX 19 for 6 yards (C.Henderson; T.Jernigan).	R17
<u>1-10-JAX 19</u>	(3:34) D.Henry left guard to JAX 22 for -3 yards (L.Jacobs).	
2-13-JAX 22	(2:54) (Shotgun) R.Tannehill pass short left to J.Smith to JAX 18 for 4 yards (D.Smoot).	
3-9-JAX 18	(2:09) (Shotgun) R.Tannehill pass deep left to A.Humphries for 18 yards, TOUCHDOWN [J.Allen].	P18
	S.Gostkowski extra point is No Good, Hit Left Upright, Center-B.Brinkley, Holder-B.Kern.	

JAX 17 TEN 30, 9 plays, 75 yards, 2 penalties, 5:00 drive, 12:56 elapsed

S.Gostkowski kicks 65 yards from TEN 35 to end zone, Touchback.

Jacksonville Jaguars at 2:04

1-10-JAX 25	(2:04) (Shotgun) G.Minshew pass short left to D.Chark to JAX 35 for 10 yards (M.Butler).	P20
<u>1-10-JAX 35</u>	(1:29) (Shotgun) G.Minshew pass short middle to J.Robinson to JAX 41 for 6 yards (R.Evans).	
2-4-JAX 41	(:51) (Shotgun) J.Robinson up the middle to TEN 20 for 39 yards (M.Butler).	R21
<u>1-10-TEN 20</u>	(:05) (Shotgun) G.Minshew pass short right to J.O'Shaughnessy to TEN 8 for 12 yards (K.Vaccaro).	P22

END OF QUARTER

	Score	Time Poss	First Downs				Efficiencies	
			R	P	X	T	3 Down	4 Down
Jacksonville Jaguars	17	10:00	5	5	0	10	2/2	0/0
Tennessee Titans	30	5:00	2	2	1	5	1/1	0/0

## Fourth Quarter

9/20/2020

## Play By Play

Jacksonville Jaguars continued.

- 1-8-TEN 8 (15:00) G.Minshew pass incomplete short right to C.Conley (M.Butler).  
 2-8-TEN 8 (14:54) (Shotgun) G.Minshew pass short left to J.Robinson pushed ob at TEN 2 for 6 yards (K.Vaccaro).  
 3-2-TEN 2 (14:22) (Shotgun) G.Minshew pass short right to K.Cole for 2 yards, TOUCHDOWN. P23  
 J.Lambo extra point is No Good, Hit Right Upright, Center-R.Maticcik, Holder-L.Cooke.

JAX 23 TEN 30, 7 plays, 75 yards, 2:48 drive, 0:44 elapsed
--

L.Cooke kicks 60 yards from JAX 35 to TEN 5. K.Raymond to TEN 22 for 17 yards (S.Quarterman, B.Watson).

Tennessee Titans at 14:16, (1st play from scrimmage 14:08)

- 1-10-TEN 22 (14:08) D.Henry left tackle to TEN 23 for 1 yard (A.Jones, M.Jack).  
 2-9-TEN 23 (13:35) R.Tannehill scrambles left end to TEN 31 for 8 yards (A.Wingard).  
 3-1-TEN 31 (12:59) D.Henry left end to TEN 29 for -2 yards (J.Schobert; M.Jack). TEN-B.Jones was injured during the play. His return is Questionable.  
 4-3-TEN 29 (12:34) B.Kern punts 56 yards to JAX 15, Center-B.Brinkley. C.Claybrooks MUFFS catch, ball out of bounds at JAX 14.

Jacksonville Jaguars at 12:27

- 1-10-JAX 14 (12:27) J.Robinson right guard to JAX 14 for no gain (R.Evans).  
 PENALTY on TEN-R.Evans, Face Mask (15 Yards), 15 yards, enforced at JAX 14 - No Play. X24  
1-10-JAX 29 (12:04) L.Shenault right end to JAX 41 for 12 yards (R.Evans). R25  
1-10-JAX 41 (11:24) J.Robinson left guard to 50 for 9 yards (K.Fulton, J.Brown).  
 2-1-50 (10:44) G.Minshew sacked at JAX 46 for -4 yards (K.Vaccaro).  
 3-5-JAX 46 (10:01) (Shotgun) G.Minshew pass short right to C.Conley pushed ob at TEN 30 for 24 yards (A.Hooker). P26  
1-10-TEN 30 (9:33) J.Robinson left tackle to TEN 25 for 5 yards (C.Jackson; H.Landry).  
 2-5-TEN 25 (8:58) (Shotgun) G.Minshew pass short left to C.Conley to TEN 17 for 8 yards (M.Butler). P27  
1-10-TEN 17 (8:18) (Shotgun) L.Shenault right end to TEN 14 for 3 yards (J.Clowney).  
 2-7-TEN 14 (7:35) (Shotgun) G.Minshew pass incomplete short left to T.Eifert (K.Vaccaro).  
 3-7-TEN 14 (7:29) (Shotgun) G.Minshew pass short right to C.Thompson for 14 yards, TOUCHDOWN. P28  
 J.Lambo extra point is GOOD, Center-R.Maticcik, Holder-L.Cooke.

JAX 30 TEN 30, 9 plays, 86 yards, 1 penalty, 5:02 drive, 7:35 elapsed
---

L.Cooke kicks 56 yards from JAX 35 to TEN 9. K.Raymond to TEN 21 for 12 yards (S.Quarterman).

Tennessee Titans at 7:25, (1st play from scrimmage 7:21)

- 1-10-TEN 21 (7:21) D.Henry left end to TEN 30 for 9 yards (C.Henderson).  
 2-1-TEN 30 (6:53) D.Henry up the middle to TEN 33 for 3 yards (M.Jack, D.Hamilton). R19  
 PENALTY on JAX-T.Bryan, Defensive Holding, 5 yards, enforced at TEN 33. X20  
1-10-TEN 38 (6:41) R.Tannehill pass deep middle to C.Batson to JAX 44 for 18 yards (T.Herndon). P21  
1-10-JAX 44 (6:13) (No Huddle) D.Henry right tackle to JAX 42 for 2 yards (M.Jack).  
 2-8-JAX 42 (5:51) (No Huddle) R.Tannehill pass incomplete short left to C.Davis (C.Henderson).  
 Timeout #1 by JAX at 05:46.  
 3-8-JAX 42 (5:46) (Shotgun) R.Tannehill pass incomplete short right to J.Smith (M.Jack).  
 4-8-JAX 42 (5:42) B.Kern punts 31 yards to JAX 11, Center-B.Brinkley, fair catch by C.Claybrooks.

Jacksonville Jaguars at 5:36

- 1-10-JAX 11 (5:36) J.Robinson left guard to JAX 12 for 1 yard (K.Vaccaro).  
 2-9-JAX 12 (5:01) (Shotgun) G.Minshew pass short middle to J.O'Shaughnessy to JAX 23 for 11 yards (J.Brown). P29  
1-10-JAX 23 (4:20) J.Robinson left tackle to JAX 25 for 2 yards (M.Butler).  
 2-8-JAX 25 (3:42) (Shotgun) G.Minshew pass incomplete short left to J.Robinson.  
 3-8-JAX 25 (3:38) (Shotgun) G.Minshew pass incomplete short left to C.Conley.  
 4-8-JAX 25 (3:35) L.Cooke punts 35 yards to TEN 40, Center-R.Maticcik, out of bounds.

Tennessee Titans at 3:29

- 1-10-TEN 40 (3:29) (Shotgun) D.Henry up the middle to TEN 49 for 9 yards (A.Wingard). JAX-D.Hayden was injured during the play. His return is Questionable.  
 2-1-TEN 49 (3:04) (Shotgun) D.Henry up the middle to JAX 49 for 2 yards (A.Wingard; A.Gotsis). R22  
1-10-JAX 49 (2:37) (Shotgun) R.Tannehill pass short left to A.Humphries to JAX 44 for 5 yards (T.Herndon, J.Schobert).

Two-Minute Warning

- 2-5-JAX 44 (2:00) (Shotgun) R.Tannehill pass incomplete short middle to D.Henry.

Jacksonville Jaguars vs Tennessee Titans at Nissan Stadium

- 3-5-JAX 44 (1:57) (Shotgun) R.Tannehill pass incomplete short left to A.Firkser (M.Jack).  
 PENALTY on JAX-M.Jack, Defensive Pass Interference, 8 yards, enforced at JAX 44 - No Play.
- 1-10-JAX 36 (1:54) (Shotgun) D.Henry left guard to JAX 36 for no gain (A.Gotsis).  
 Timeout #2 by JAX at 01:51.
- 2-10-JAX 36 (1:51) (Shotgun) R.Tannehill pass incomplete deep left to A.Humphries [T.Bryan].
- 3-10-JAX 36 (1:46) (Shotgun) R.Tannehill pass short right to A.Firkser to JAX 31 for 5 yards (M.Jack).  
 Timeout #3 by JAX at 01:41.
- 4-5-JAX 31 (1:41) S.Gostkowski 49 yard field goal is GOOD, Center-B.Brinkley, Holder-B.Kern.

X23

JAX 30 TEN 33, 8 plays, 29 yards, 1 penalty, 1:53 drive, 13:24 elapsed
--

S.Gostkowski kicks 65 yards from TEN 35 to end zone, Touchback.

Jacksonville Jaguars at 1:36

- 1-10-JAX 25 (1:36) (Shotgun) G.Minshew scrambles to JAX 36 for 11 yards (T.Smith; J.Brown).
- 1-10-JAX 36 (1:11) (No Huddle, Shotgun) G.Minshew pass short right to C.Conley to JAX 45 for 9 yards (T.Smith).
- 2-1-JAX 45 (:51) (No Huddle, Shotgun) G.Minshew pass short middle intended for K.Cole INTERCEPTED by H.Landry (J.Simmons) at JAX 39. H.Landry to JAX 39 for no gain (C.Robinson).

R30

Tennessee Titans at 0:47

- 1-10-JAX 39 (:47) R.Tannehill kneels to JAX 40 for -1 yards.
- 2-11-JAX 40 (:24) R.Tannehill kneels to JAX 41 for -1 yards.

END OF QUARTER

	Score	Time Poss	First Downs				Efficiencies	
			R	P	X	T	3 Down	4 Down
Jacksonville Jaguars	30	8:42	2	5	1	8	3/4	0/0
Tennessee Titans	33	6:18	2	1	2	5	0/3	0/0

# Miscellaneous Statistics Report

Jacksonville Jaguars vs Tennessee Titans  
9/20/2020 at Nissan Stadium

## Ten Longest Plays for Jacksonville Jaguars

Yards	Qtr	Play Start	Play Description
45	1	1-10-JAX 36	(4:39) G.Minshew pass deep left to D.Chark to TEN 19 for 45 yards (J.Joseph; M.Butler).
39	3	2-4-JAX 41	(:51) (Shotgun) J.Robinson up the middle to TEN 20 for 39 yards (M.Butler).
24	4	3-5-JAX 46	(10:01) (Shotgun) G.Minshew pass short right to C.Conley pushed ob at TEN 30 for 24 yards (A.Hooker).
23	2	1-10-TEN 40	(:34) (Shotgun) G.Minshew pass deep right to K.Cole pushed ob at TEN 17 for 23 yards (C.Jackson).
19	1	3-10-TEN 19	(3:47) (Shotgun) G.Minshew pass deep middle to T.Eifert for 19 yards, TOUCHDOWN.
17	2	1-10-JAX 24	(11:48) G.Minshew pass deep right to D.Chark to JAX 41 for 17 yards (K.Vaccaro).
17	3	1-10-TEN 17	(7:08) J.Robinson up the middle for 17 yards, TOUCHDOWN.
14	2	2-6-JAX 10	(12:27) (Shotgun) L.Shenault left tackle to JAX 24 for 14 yards (K.Vaccaro, L.Murchison).
14	2	2-2-JAX 33	(1:29) (No Huddle, Shotgun) G.Minshew pass short right to L.Shenault to JAX 47 for 14 yards (J.Joseph).
14	4	3-7-TEN 14	(7:29) (Shotgun) G.Minshew pass short right to C.Thompson for 14 yards, TOUCHDOWN.

## Ten Longest Plays for Tennessee Titans

Yards	Qtr	Play Start	Play Description
63	1	1-10-TEN 23	(14:52) R.Tannehill pass deep left to J.Smith to JAX 14 for 63 yards (A.Wingard).
18	3	3-9-JAX 18	(2:09) (Shotgun) R.Tannehill pass deep left to A.Humphries for 18 yards, TOUCHDOWN [J.Allen].
18	4	1-10-TEN 38	(6:41) R.Tannehill pass deep middle to C.Batson to JAX 44 for 18 yards (T.Herndon).
17	3	2-6-50	(5:27) (No Huddle) R.Tannehill pass short left to C.Davis pushed ob at JAX 33 for 17 yards (C.Henderson).
16	2	1-10-JAX 49	(:10) (Shotgun) R.Tannehill pass short middle to A.Firkser to JAX 33 for 16 yards (A.Wingard).
14	1	3-6-JAX 26	(6:59) (Shotgun) R.Tannehill pass short right to A.Firkser to JAX 12 for 14 yards (C.Henderson).
14	2	2-3-JAX 38	(4:03) (No Huddle) D.Henry right end to JAX 24 for 14 yards (C.Henderson).
14	3	2-8-TEN 32	(6:17) (Shotgun) D.Henry up the middle to TEN 46 for 14 yards (J.Jones; C.Henderson).
13	1	2-9-JAX 13	(13:28) (Shotgun) R.Tannehill pass short right to J.Smith for 13 yards, TOUCHDOWN [J.Allen].
12	1	2-17-TEN 29	(2:02) (Shotgun) R.Tannehill pass short left to A.Humphries to TEN 41 for 12 yards (A.Wingard).

## Touchdown Scoring Information

		Offense	Defense	Special Teams
VISITOR	Jacksonville Jaguars	4	0	0
HOME	Tennessee Titans	4	0	0

## Player Scoring Information

Club	Player	TD	Rush TD	Rec TD	KO TD	Punt TD	Int TD	Fum TD	Misc TD	FG	XP	2Pt Rush	2Pt Rec	Sfty	Points
JAX	J.Robinson	0	1	0	0	0	0	0	0	0	0	0	0	0	6
JAX	K.Cole	0	0	1	0	0	0	0	0	0	0	0	0	0	6
JAX	T.Eifert	0	0	1	0	0	0	0	0	0	0	0	0	0	6
JAX	C.Thompson	0	0	1	0	0	0	0	0	0	0	0	0	0	6
JAX	J.Lambo	0	0	0	0	0	0	0	0	1	3	0	0	0	6
TEN	J.Smith	0	0	2	0	0	0	0	0	0	0	0	0	0	12
TEN	S.Gostkowski	0	0	0	0	0	0	0	0	2	3	0	0	0	9
TEN	A.Humphries	0	0	1	0	0	0	0	0	0	0	0	0	0	6
TEN	C.Davis	0	0	1	0	0	0	0	0	0	0	0	0	0	6

## Possession Detail

	First Half		Second Half		Game	
	Visitor	Home	Visitor	Home	Visitor	Home
Largest Lead	0	14	0	13	0	14
Drives Leading	0	4	0	3	0	7
Time of Possession Leading	0:00	13:42	0:00	7:36	0:00	21:18
Largest Deficit	-14	0	-13	0	-14	0
Drives Trailing	4	0	4	0	8	0
Time of Possession Trailing	14:40	0:00	16:35	0:00	31:15	0:00
Times Score Tied Up		0		1		1
Lead Changes		1		1		2

# Playtime Percentage

*Percent of playtime per player on offense, defense and special teams*

Jacksonville Jaguars

Tennessee Titans

		Offense	Defense	Special Teams				Offense	Defense	Special Teams	
A Norwell	G	75	100%	5	18%	R Saffold	G	62	100%	6	21%
A Cann	G	75	100%	5	18%	D Kelly	T	62	100%	6	21%
C Robinson	T	75	100%	5	18%	T Lewan	T	62	100%	6	21%
J Taylor	T	75	100%	5	18%	N Davis	G	62	100%	6	21%
G Minschew	QB	75	100%			R Tannehill	QB	62	100%		
D Chark	WR	59	79%			B Jones	C	62	100%		
K Cole	WR	51	68%			J Smith	TE	54	87%		
T Eifert	TE	45	60%			C Davis	WR	50	81%		
L Shenault	WR	43	57%			D Henry	RB	44	71%		
B Linder	G	39	52%			A Humphries	WR	34	55%		
J Robinson	RB	38	51%			C Batson	WR	34	55%		
T Shatley	G	36	48%	5	18%	K Raymond	WR	28	45%	14	50%
J O'Shaughnessy	TE	35	47%			M Pruitt	TE	21	34%	9	32%
C Conley	WR	34	45%	1	4%	A Firkser	TE	14	23%	8	29%
C Thompson	RB	31	41%			K Blasingame	FB	12	19%	14	50%
B Ellefson	TE	17	23%	6	21%	J McNichols	RB	11	18%		
B Miller	FB	14	19%	8	29%	N Westbrook	WR	6	10%	9	32%
C Johnson	WR	8	11%	11	39%	S Perry	RB	2	3%	17	61%
A Wingard	FS		62 100%	16	57%	J Brown	LB		75 100%	6	21%
J Jones	SS		62 100%	3	11%	K Byard	FS		75 100%	5	18%
T Herndon	CB		62 100%	2	7%	K Vaccaro	SS		75 100%		
J Schobert	LB		62 100%			M Butler	CB		72 96%		
M Jack	LB		62 100%			H Landry	LB		72 96%		
C Henderson	CB		61 98%			R Evans	LB		63 84%		
T Bryan	DT		47 76%			J Clowney	DE		62 83%		
J Allen	DE		44 71%	6	21%	J Simmons	DT		60 80%	5	18%
A Gotsis	DE		41 66%	14	50%	K Fulton	CB		44 59%		
A Jones	DT		31 50%	9	32%	D Jones	NT		42 56%	5	18%
D Hayden	CB		28 45%			J Joseph	CB		39 52%	2	7%
D Hamilton	NT		27 44%	9	32%	J Crawford	DT		38 51%	10	36%
D Smoot	DE		25 40%			C Jackson	CB		38 51%	8	29%
K Chaisson	DE		18 29%			A Hooker	FS		22 29%	22	79%
L Jacobs	LB		16 26%	23	82%	L Murchison	DT		15 20%	5	18%
T Jernigan	DT		15 24%			M Dickerson	DT		14 19%	11	39%
C Marsh	DE		12 19%	17	61%	K Correa	LB		12 16%	8	29%
C Claybrooks	CB		7 11%	23	82%	T Smith	CB		7 9%	4	14%
D Allen	LB			23	82%	N Dzubnar	LB			22	79%
B Watson	CB			23	82%	J Kalu	CB			22	79%
D Thomas	SS			17	61%	W Compton	LB			15	54%
S Quarterman	LB			14	50%	S Gostkowski	K			12	43%
L Cooke	P			12	43%	C Milton	CB			11	39%
D Ogunbowale	RB			12	43%	D Long	LB			10	36%
S Jones	CB			10	36%	B Kern	P			9	32%
R Maticcik	LS			7	25%	B Brinkley	LS			9	32%
J Lambo	K			6	21%						

W Richardson	T	5	18%	D Munyer	C	6	21%
B Bartch	T	5	18%	T Sambrailo	T	6	21%



# 2020 TENNESSEE TITANS REGULAR SEASON STATISTICS

Won 2, Lost 0

Date	W-L	Score	OT	Opponent	Attendance
09/14	W	16-14		at Denver	0
09/20	W	33-30		Jacksonville	0
09/27				at Minnesota	
10/04				Pittsburgh	
10/11				Buffalo	
10/18				Houston	
11/01				at Cincinnati	
11/08				Chicago	
11/12				Indianapolis	
11/22				at Baltimore	
11/29				at Indianapolis	
12/06				Cleveland	
12/13				at Jacksonville	
12/20				Detroit	
12/27				at Green Bay	
01/03				at Houston	

Statistic	Tenn.	Opp.
<b>Total First Downs</b>	<b>49</b>	<b>49</b>
Rushing	13	15
Passing	29	32
Penalty	7	2
3rd Down: Made/Att	14/27	13/23
3rd Down Pct.	51.9	56.5
4th Down: Made/Att	1/1	1/2
4th Down Pct.	100.0	50.0
<b>Possession Avg.</b>	<b>29:39</b>	<b>30:21</b>
<b>Total Net Yards</b>	<b>731</b>	<b>803</b>
Avg. Per Game	365.5	401.5
Total Plays	137	133
Avg. Per Play	5.3	6.0
<b>Net Yards Rushing</b>	<b>253</b>	<b>272</b>
Avg. Per Game	126.5	136.0
Total Rushes	68	53
<b>Net Yards Passing</b>	<b>478</b>	<b>531</b>
Avg. Per Game	239.0	265.5
Sacked/Yards Lost	2/10	2/24
Gross Yards	488	555
Att./Completions	67/47	78/52
Completion Pct.	70.1	66.7
Had Intercepted	0	2
<b>Punts/Average</b>	<b>7/46.6</b>	<b>7/46.3</b>
Net Punting Avg.	7/44.3	7/43.6
<b>Penalties/Yards</b>	<b>9/67</b>	<b>13/116</b>
<b>Fumbles/Ball Lost</b>	<b>0/0</b>	<b>6/1</b>
<b>Touchdowns</b>	<b>6</b>	<b>6</b>
Rushing	0	2
Passing	6	4
Returns	0	0

Score By Periods	Q1	Q2	Q3	Q4	OT	PTS
<b>Team</b>	<b>14</b>	<b>17</b>	<b>6</b>	<b>12</b>	<b>0</b>	<b>49</b>
<b>Opponents</b>	<b>14</b>	<b>3</b>	<b>7</b>	<b>20</b>	<b>0</b>	<b>44</b>

Scoring	TD	Rush	Rec	Ret	K-PAT	FG	S	PTS
J. Smith	3	0	3	0			0	18
Gostkowski	0	0	0	0	4/6	3/6	0	13
C. Davis	1	0	1	0			0	6
Humphries	1	0	1	0			0	6
Pruitt	1	0	1	0			0	6
<b>Team</b>	<b>6</b>	<b>0</b>	<b>6</b>	<b>0</b>	<b>4/6</b>	<b>3/6</b>	<b>0</b>	<b>49</b>
<b>Opponents</b>	<b>6</b>	<b>2</b>	<b>4</b>	<b>0</b>	<b>5/6</b>	<b>1/1</b>	<b>0</b>	<b>44</b>

2-Pt Conv: TM 0-0, OPP 0-0

Sacks: Crawford 1, Vaccaro 1, **TM 2, OPP 2**  
 FUM/Lost: None

Passing	Att	Cmp	Yds	Cmp%	Yds/Att	TD	TD%	Int	Int%	Long	Sack/Lost	Rating
Tannehill	67	47	488	70.1	7.28	6	9.0	0	0.0	63	2/10	120.7
<b>Team</b>	<b>67</b>	<b>47</b>	<b>488</b>	<b>70.1</b>	<b>7.28</b>	<b>6</b>	<b>9.0</b>	<b>0</b>	<b>0.0</b>	<b>63</b>	<b>2/10</b>	<b>120.7</b>
<b>Opponents</b>	<b>78</b>	<b>52</b>	<b>555</b>	<b>66.7</b>	<b>7.12</b>	<b>4</b>	<b>5.1</b>	<b>2</b>	<b>2.6</b>	<b>45</b>	<b>2/24</b>	<b>93.7</b>

Rushing	No.	Yds	Avg	Long	TD
Henry	56	200	3.6	14	0
Tannehill	7	26	3.7	11	0
Batson	1	11	11.0	11	0
Perry	2	9	4.5	6	0
McNichols	2	7	3.5	4	0
<b>Team</b>	<b>68</b>	<b>253</b>	<b>3.7</b>	<b>14</b>	<b>0</b>
<b>Opponents</b>	<b>53</b>	<b>272</b>	<b>5.1</b>	<b>39</b>	<b>2</b>

Receiving	No.	Yds	Avg	Long	TD
Humphries	11	95	8.6	18t	1
C. Davis	10	137	13.7	23	1
J. Smith	8	120	15.0	63	3
Firkser	6	50	8.3	16	0
A. Brown	5	39	7.8	12	0
Henry	3	15	5.0	6	0
Batson	2	26	13.0	18	0
Blasingame	1	5	5.0	5	0
Pruitt	1	1	1.0	1t	1
<b>Team</b>	<b>47</b>	<b>488</b>	<b>10.4</b>	<b>63</b>	<b>6</b>
<b>Opponents</b>	<b>52</b>	<b>555</b>	<b>10.7</b>	<b>45</b>	<b>4</b>

Interceptions	No.	Yds	Avg	Long	TD
Fulton	1	44	44.0	44	0
Landry	1	0	0.0	0	0
<b>Team</b>	<b>2</b>	<b>44</b>	<b>22.0</b>	<b>44</b>	<b>0</b>
<b>Opponents</b>	<b>0</b>	<b>0</b>	<b>---</b>	<b>---</b>	<b>0</b>

Punting	No.	Yds	Avg	Net	TB	In	Lg	B
Kern	7	326	46.6	44.3	0	5	66	0
<b>Team</b>	<b>7</b>	<b>326</b>	<b>46.6</b>	<b>44.3</b>	<b>0</b>	<b>5</b>	<b>66</b>	<b>0</b>
<b>Opponents</b>	<b>7</b>	<b>324</b>	<b>46.3</b>	<b>43.6</b>	<b>0</b>	<b>4</b>	<b>56</b>	<b>0</b>

Punt Returns	Ret	FC	Yds	Avg	Long	TD
Raymond	4	1	19	4.8	11	0
<b>Team</b>	<b>4</b>	<b>1</b>	<b>19</b>	<b>4.8</b>	<b>11</b>	<b>0</b>
<b>Opponents</b>	<b>3</b>	<b>2</b>	<b>16</b>	<b>5.3</b>	<b>9</b>	<b>0</b>

Kickoff Returns	No.	Yds	Avg	Long	TD
Raymond	4	71	17.8	23	0
Kalu	1	2	2.0	2	0
<b>Team</b>	<b>5</b>	<b>73</b>	<b>14.6</b>	<b>23</b>	<b>0</b>
<b>Opponents</b>	<b>1</b>	<b>0</b>	<b>0.0</b>	<b>0</b>	<b>0</b>

Field Goals	1-19	20-29	30-39	40-49	50+
Gostkowski	0/0	1/1	0/0	1/4	1/1
<b>Team</b>	<b>0/0</b>	<b>1/1</b>	<b>0/0</b>	<b>1/4</b>	<b>1/1</b>
<b>Opponents</b>	<b>0/0</b>	<b>0/0</b>	<b>1/1</b>	<b>0/0</b>	<b>0/0</b>

Gostkowski: (47N,44B,42N,25G)(51G,49G)  
 OPP: ()(35G)

## **TITANS COME FROM BEHIND, PULL OUT 31-30 WIN OVER VIKINGS**

**BY JIM WYATT**  
**TENNESSEE TITANS**  
**SEPTEMBER 27, 2020**

MINNEAPOLIS – The Titans did it again.

Another game, another close win, this time 31-30 over the Vikings here at U.S. Bank Stadium.

Titans quarterback Ryan Tannehill completed 23-of-37 passes for 321 yards and running back Derrick Henry ran for 119 yards and two touchdowns.

Titans kicker Stephen Gostkowski kicked six field goals in the contest, from 30, 31, 39, 54 and 55 yards out. His final kick of the day, from 55 yards, gave the Titans the lead with 1:44 left.

Trailing 24-12 midway through the third quarter, the Titans put together an 8-play, 75-yard and capped it off with a one-yard touchdown run by Henry to cut the lead to 24-19.

Minutes later, the Titans took the lead 25-24 on another one-yard scoring run by Henry, which capped off a three-play, 65-yard drive that featured a 61-yard toss to receiver Kalif Raymond.

The Vikings reclaimed the lead 30-25 with 10:17 left in the contest on a one-handed catch by tight end Kyle Rudolph on a ball thrown by quarterback Kirk Cousins.

Gostkowski's 54-yard field goal with 6:31 left cut the lead to 30-28, and then came the game-winner late.

Safety Amani Hooker sealed it with a late interception, and the Titans improved to 3-0.

The Titans took a 3-0 early on a 39-yard field goal from Gostkowski, which capped a six-play, 54-yard drive on the team's opening possession. The drive was

jumpstarted by a 44-yard completion from Tannehill to Raymond.

The Titans extended the lead to 6-0 on another Gostkowski field goal, this one from 31 yards. The kick was set up by a fumble recovery from linebacker Rashaan Evans that gave the Titans the ball at the Minnesota 20.

But the Vikings took their first lead of the game on a 39-yard touchdown run by Dalvin Cook, which made it 7-6 with 2:43 remaining in the first quarter.

After a Tannehill interception, the Vikings put together a long drive and scored again, this time on a 16-yard touchdown pass from Cousins to receiver Adam Thielen to make it 14-6.

The Titans put together a nice drive on their next possession, but it once again stalled in the red zone, and Gostkowski's 30-yard kick cut the lead to 14-9 with 3:18 left in the second quarter.

The Vikings stretched the lead to 17-9 on a 41-yard kick by Dan Bailey, and that was the score at halftime.

The Titans appeared to make a game-changing play right out of the gate to start the second half, as cornerback Johnathan Joseph intercepted Cousins and returned it for an apparent touchdown. But the touchdown was wiped out because of an illegal block called on linebacker Jadeveon Clowney. The Titans ended wasting the opportunity, as a quick possession ended with a punt.

Gostkowski kicked 51-yard field goal after another Titans drive stalled in Minnesota territory, and it was 17-12 Vikings with 8:57 left in the third quarter.

The Vikings then stretched the lead to 24-12 on a 71-yard touchdown pass from Cousins to receiver Justin Jefferson, which made it 24-12 with 8:04 left in the third quarter.

The Titans face the Steelers next Sunday at Nissan Stadium.

###

# National Football League Game Summary

NFL Copyright © 2020 by The National Football League. All rights reserved. This summary and play-by-play is for the express purpose of assisting media in their coverage of the game; any other use of this material is prohibited without the written permission of the National Football League.

Date: Sunday, 9/27/2020

Tennessee Titans at Minnesota Vikings  
at U.S. Bank Stadium, Minneapolis, MN

Start Time: 12:02 PM CDT

## Game Day Weather

Game Weather: N/A (Indoors)  
Played Closed Stadium on Turf: Field Turf

## Officials

Referee: Blakeman, Clete (34)	Umpire: Bryan, Fred (11)	Down Judge: Hittner, Mark (28)
Line Judge: Stephan, Tom (68)	Field Judge: Blubaugh, Joe (0)	Side Judge: Banks, Michael (72)
Back Judge: Helverson, Scott (93)	Replay Official: Chase, Mike (0)	

## Lineups

Tennessee Titans			Minnesota Vikings		
Offense		Defense	Offense		Defense
WR 84 C.Davis		DE 94 J.Crawford	WR 18 J.Jefferson		LE 95 I.Odenigbo
TE 81 J.Smith		NT 90 D.Jones	LT 71 R.Reiff		NT 93 S.Stephen
LT 77 T.Lewan		DT 98 J.Simmons	LG 78 D.Dozier		DT 94 J.Johnson
LG 76 R.Saffold		OLB 99 J.Clowney	C 56 G.Bradbury		RE 91 Y.Ngakoue
C 60 B.Jones		ILB 54 R.Evans	RG 73 D.Samia		SLB 50 E.Wilson
RG 64 N.Davis		ILB 55 J.Brown	RT 75 B.O'Neill		MLB 54 E.Kendricks
RT 71 D.Kelly		OLB 58 H.Landry	TE 82 K.Rudolph		CB 29 K.Boyd
WR 10 A.Humphries		CB 33 J.Joseph	WR 19 A.Thielen		LCB 20 J.Gladney
QB 17 R.Tannehill		SS 24 K.Vaccaro	QB 8 K.Cousins		RCB 24 H.Hill
RB 22 D.Henry		FS 31 K.Byard	HB 33 D.Cook		SS 22 H.Smith
WR 13 C.Batson		CB 21 M.Butler	FB 30 C.Ham		FS 41 A.Harris

## Substitutions

K 3 S.Gostkowski, P 6 B.Kern, WR 14 K.Raymond, WR 15 N.Westbrook, DB 23 T.Smith, DB 26 K.Fulton, RB 28 J.McNichols, CB 30 C.Milton, RB 32 D.Evans, DB 37 A.Hooker, LB 40 K.Correa, RB 41 K.Blasingame, DE 44 V.Beasley, DB 46 J.Kalu, LS 48 B.Brinkley, LB 49 N.Dzubnar, LB 51 D.Long, C 52 D.Munyer, LB 53 W.Compton, T 70 T.Sambrailo, G 75 J.Douglas, TE 85 M.Pruitt, TE 86 A.Firkser, DT 91 L.Murchison, DT 97 I.Mack

## Substitutions

P 2 B.Colquitt, K 5 D.Bailey, WR 12 C.Beebe, RB 23 M.Boone, RB 25 A.Mattison, RB 31 A.Abdullah, DB 32 M.Fields, CB 38 H.Hand, LB 40 T.Davis, DB 43 G.Iloka, DB 44 J.Metellus, LB 47 H.Nickerson, DT 51 H.Mata'afa, LB 57 R.Connelly, LS 58 A.Cutting, T 61 B.Jones, T 69 R.Hill, T 72 E.Cleveland, WR 81 O.Johnson, TE 83 T.Conklin, TE 84 I.Smith, WR 85 D.Chisena, DE 90 J.Holmes, DT 96 A.Watts, DE 98 D.Wonnum

## Did Not Play

QB 5 L.Woodside

## Did Not Play

QB 4 S.Mannion

## Not Active

WR 11 A.Brown, DB 35 C.Jackson, DE 50 D.Roberson, C 62 A.Brewer, TE 87 G.Swain, DT 92 M.Dickerson

## Not Active

WR 11 T.Sharpe, WR 17 K.Osborn, CB 21 M.Hughes, CB 27 C.Dantzler, DE 52 E.Yarbrough, T 74 O.Udoh, DT 92 J.Lynch

## Field Goals (made ( ) & missed)

Player	(39)	(31)	(30)	(51)	(54)	(55)	D.Bailey	(41)	49WR			
S.Gostkowski												
							1	2	3	4	OT	Total
VISITOR: Tennessee Titans							6	3	16	6	0	31
HOME: Minnesota Vikings							7	10	7	6	0	30

## Scoring Plays

Team	Qtr	Time	Play Description (Extra Point) (Drive Info)	Visitor	Home
Titans	1	11:44	S.Gostkowski 39 yd. Field Goal (6-54, 3:16)	3	0
Titans	1	6:01	S.Gostkowski 31 yd. Field Goal (4-7, 0:52)	6	0
Vikings	1	2:43	D.Cook 39 yd. run (D.Bailey kick) (7-76, 3:18)	6	7
Vikings	2	8:56	A.Thielen 16 yd. pass from K.Cousins (D.Bailey kick) (10-88, 5:52)	6	14
Titans	2	3:18	S.Gostkowski 30 yd. Field Goal (12-63, 5:38)	9	14
Vikings	2	1:41	D.Bailey 41 yd. Field Goal (7-52, 1:37)	9	17
Titans	3	8:57	S.Gostkowski 51 yd. Field Goal (5-28, 1:18)	12	17
Vikings	3	8:04	J.Jefferson 71 yd. pass from K.Cousins (D.Bailey kick) (2-73, 0:53)	12	24
Titans	3	3:53	D.Henry 1 yd. run (S.Gostkowski kick) (8-75, 4:11)	19	24

# National Football League Game Summary

NFL Copyright © 2020 by The National Football League. All rights reserved. This summary and play-by-play is for the express purpose of assisting media in their coverage of the game; any other use of this material is prohibited without the written permission of the National Football League.

---

Titans	3	1:22	D.Henry 1 yd. run (pass failed) (3-65, 1:17)	25	24
Vikings	4	10:17	K.Rudolph 3 yd. pass from K.Cousins (pass failed) (10-75, 6:05)	25	30
Titans	4	6:31	S.Gostkowski 54 yd. Field Goal (10-39, 3:46)	28	30
Titans	4	1:44	S.Gostkowski 55 yd. Field Goal (9-44, 1:58)	31	30
Paid Attendance: 0				Time: 3:10	

# Final Individual Statistics

## Tennessee Titans

## Minnesota Vikings

RUSHING						RUSHING					
	ATT	YDS	AVG	LG	TD		ATT	YDS	AVG	LG	TD
D.Henry	26	119	4.6	16	2	D.Cook	22	181	8.2	39	1
R.Tannehill	4	9	2.3	10	0	A.Mattison	8	27	3.4	15	0
D.Evans	3	9	3.0	4	0	K.Cousins	2	14	7.0	14	0
K.Raymond	1	-3	-3.0	-3	0	A.Thielen	1	4	4.0	4	0
Total	34	134	3.9	16	2	Total	33	226	6.8	39	1

PASSING									PASSING								
	ATT	CMP	YDS	SK/YD	TD	LG	IN	RT		ATT	CMP	YDS	SK/YD	TD	LG	IN	RT
R.Tannehill	37	23	321	1/11	0	61	1	78.8	K.Cousins	27	16	251	2/13	3	71	2	96.4
A.Humphries	0	0	0	1/0	0	0	0	0.0	Total	27	16	251	2/13	3	71	2	96.4
Total	37	23	321	2/11	0	61	1	78.8	Total	27	16	251	2/13	3	71	2	96.4

PASS RECEIVING							PASS RECEIVING						
	TAR	REC	YDS	AVG	LG	TD		TAR	REC	YDS	AVG	LG	TD
C.Davis	6	5	69	13.8	38	0	J.Jefferson	9	7	175	25.0	71	1
J.Smith	8	5	61	12.2	21	0	A.Thielen	5	3	29	9.7	16	1
A.Humphries	7	4	41	10.3	23	0	D.Cook	5	2	18	9.0	15	0
K.Raymond	3	3	118	39.3	61	0	K.Rudolph	3	2	11	5.5	8	1
M.Pruitt	2	2	16	8.0	10	0	C.Ham	2	1	11	11.0	11	0
D.Henry	3	2	11	5.5	6	0	C.Beebe	1	1	7	7.0	7	0
J.McNichols	1	1	5	5.0	5	0	Total	25	16	251	15.7	71	3
R.Tannehill	1	1	0	0.0	0	0	Total	25	16	251	15.7	71	3
N.Westbrook	2	0	0	0.0	0	0	Total	25	16	251	15.7	71	3
Total	33	23	321	14.0	61	0	Total	25	16	251	15.7	71	3

INTERCEPTIONS						INTERCEPTIONS					
	NO	YDS	AVG	LG	TD		NO	YDS	AVG	LG	TD
J.Joseph	1	5	5.0	5	0	H.Smith	1	16	16.0	16	0
A.Hooker	1	3	3.0	3	0	Total	1	16	16.0	16	0
Total	2	8	4.0	5	0	Total	1	16	16.0	16	0

PUNTING								PUNTING							
	NO	YDS	AVG	NET	TB	IN20	LG		NO	YDS	AVG	NET	TB	IN20	LG
B.Kern	3	143	47.7	41.0	1	1	59	B.Colquitt	3	132	44.0	42.3	0	1	53
Total	3	143	47.7	41.0	1	1	59	Total	3	132	44.0	42.3	0	1	53

PUNT RETURNS							PUNT RETURNS						
	NO	YDS	AVG	FC	LG	TD		NO	YDS	AVG	FC	LG	TD
K.Raymond	2	5	2.5	1	3	0	C.Beebe	0	0	0.0	2	0	0
Total	2	5	2.5	1	3	0	[TOUCHBACK]	1	0	0.0	0	0	0
Total	2	5	2.5	1	3	0	Total	0	0	0.0	2	0	0

KICKOFF RETURNS							KICKOFF RETURNS						
	NO	YDS	AVG	FC	LG	TD		NO	YDS	AVG	FC	LG	TD
K.Raymond	1	30	30.0	0	30	0	A.Abdullah	2	47	23.5	0	25	0
[TOUCHBACK]	5	0	0.0	0	0	0	[TOUCHBACK]	7	0	0.0	0	0	0
Total	1	30	30.0	0	30	0	Total	2	47	23.5	0	25	0

### Tennessee Titans

FUMBLES	FUM	LOST	OWN-REC	YDS	TD	FORCED	OPP-REC	YDS	TD	OUT-BDS
R.Tannehill	2	0	1	-19	0	0	0	0	0	0
T.Sambrailo	0	0	1	0	0	0	0	0	0	0
J.Joseph	0	0	0	0	0	1	0	0	0	0
R.Evans	0	0	0	0	0	0	1	25	0	0
Total	2	0	2	-19	0	1	1	25	0	0

### Minnesota Vikings

FUMBLES	FUM	LOST	OWN-REC	YDS	TD	FORCED	OPP-REC	YDS	TD	OUT-BDS
G.Bradbury	1	0	1	-14	0	0	0	0	0	0
D.Cook	1	1	0	0	0	0	0	0	0	0
Y.Ngakoue	0	0	0	0	0	1	0	0	0	0
Total	2	1	1	-14	0	1	0	0	0	0

## Final Team Statistics

	Visitor Titans	Home Vikings
TOTAL FIRST DOWNS	23	22
By Rushing	10	10
By Passing	13	11
By Penalty	0	1
THIRD DOWN EFFICIENCY	3-13-23%	4-10-40%
FOURTH DOWN EFFICIENCY	1-1-100%	0-1-0%
TOTAL NET YARDS	444	464
Total Offensive Plays (inc. times thrown passing)	73	62
Average gain per offensive play	6.1	7.5
NET YARDS RUSHING	134	226
Total Rushing Plays	34	33
Average gain per rushing play	3.9	6.8
Tackles for a loss-number and yards	2-6	2-5
NET YARDS PASSING	310	238
Times thrown - yards lost attempting to pass	2-11	2-13
Gross yards passing	321	251
PASS ATTEMPTS-COMPLETIONS-HAD INTERCEPTED	37-23-1	27-16-2
Avg gain per pass play (inc.# thrown passing)	7.9	8.2
KICKOFFS Number-In End Zone-Touchbacks	9-7-7	6-6-5
PUNTS Number and Average	3-47.7	3-44.0
Had Blocked	0	0
FGs - PATs Had Blocked	0-0	0-0
Net Punting Average	41.0	42.3
TOTAL RETURN YARDAGE (Not Including Kickoffs)	13	16
No. and Yards Punt Returns	2-5	0-0
No. and Yards Kickoff Returns	1-30	2-47
No. and Yards Interception Returns	2-8	1-16
PENALTIES Number and Yards	4-45	3-20
FUMBLES Number and Lost	2-0	2-1
TOUCHDOWNS	2	4
Rushing	2	1
Passing	0	3
EXTRA POINTS Made-Attempts	1-2	3-4
Kicking Made-Attempts	1-1	3-3
Passing Made-Attempts	0-1	0-1
FIELD GOALS Made-Attempts	6-6	1-2
RED ZONE EFFICIENCY	2-4-50%	2-2-100%
GOAL TO GO EFFICIENCY	2-2-100%	1-1-100%
SAFETIES	0	0
FINAL SCORE	31	30
TIME OF POSSESSION	31:32	28:28

## Ball Possession And Drive Chart

### Tennessee Titans

#	Time Recd	Time Lost	Time Poss	How Ball Obtained	Drive Began	# Play	Yds Gain	Yds Pen	Net Yds	1st Down	Last Scrm	How Given Up
1	15:00	11:44	3:16	Kickoff	TEN 25	6	64	-10	54	1	MIN 21	Field Goal
2	10:18	7:37	2:41	Punt	TEN 29	5	-6	0	-6	1	TEN 23	Punt
3	6:53	6:01	0:52	Fumble	MIN 20	4	7	0	7	0	* MIN 13	Field Goal
4	2:43	14:48	2:55	Kickoff	TEN 29	7	42	0	42	3	MIN 29	Interception
5	8:56	3:18	5:38	Kickoff	TEN 25	12	63	0	63	4	* MIN 12	Field Goal
6	1:41	0:24	1:17	Kickoff	TEN 25	5	16	0	16	1	TEN 41	Punt
7	14:54	13:29	1:25	Interception	MIN 41	3	-11	0	-11	0	TEN 48	Punt
8	10:15	8:57	1:18	Missed FG	TEN 39	5	28	0	28	1	MIN 33	Field Goal
9	8:04	3:53	4:11	Kickoff	TEN 25	8	75	0	75	4	* MIN 1	Touchdown
10	2:39	1:22	1:17	Punt	TEN 35	3	65	0	65	2	* MIN 1	Touchdown
11	10:17	6:31	3:46	Kickoff	TEN 25	10	39	0	39	3	MIN 36	Field Goal
12	3:42	1:44	1:58	Punt	TEN 19	9	44	0	44	3	MIN 37	Field Goal
13	0:58	0:00	0:58	Interception	TEN 32	2	-1	0	-1	0	TEN 32	End of Game

(447) Average TEN 34

### Minnesota Vikings

#	Time Recd	Time Lost	Time Poss	How Ball Obtained	Drive Began	# Play	Yds Gain	Yds Pen	Net Yds	1st Down	Last Scrm	How Given Up
1	11:44	10:18	1:26	Kickoff	MIN 25	3	-4	0	-4	0	MIN 21	Punt
2	7:37	6:53	0:44	Punt	MIN 33	2	12	0	12	0	MIN 42	Fumble
3	6:01	2:43	3:18	Kickoff	MIN 24	7	76	0	76	4	TEN 39	Touchdown
4	14:48	8:56	5:52	Interception	MIN 12	10	88	0	88	5	* TEN 16	Touchdown
5	3:18	1:41	1:37	Kickoff	MIN 25	7	52	0	52	2	TEN 23	Field Goal
6	0:24	0:00	0:24	Punt	MIN 20	2	1	0	1	0	MIN 23	End of Half
7	15:00	14:54	0:06	Kickoff	MIN 25	1	0	0	0	0	MIN 25	Interception
8	13:29	10:15	3:14	Punt	MIN 12	8	57	0	57	2	TEN 31	Missed FG
9	8:57	8:04	0:53	Kickoff	MIN 27	2	73	0	73	1	MIN 29	Touchdown
10	3:53	2:39	1:14	Kickoff	MIN 25	3	7	0	7	0	MIN 32	Punt
11	1:22	10:17	6:05	Kickoff	MIN 25	10	75	0	75	6	* TEN 3	Touchdown
12	6:31	3:42	2:49	Kickoff	MIN 25	5	27	-15	12	1	MIN 37	Punt
13	1:44	0:58	0:46	Kickoff	MIN 25	4	-14	15	1	1	MIN 26	Interception

(303) Average MIN 23

\* inside opponent's 20

Time of Possession by Quarter		1st	2nd	3rd	4th	OT	Total
Visitor	Tennessee Titans	9:32	7:07	8:11	6:42		31:32
Home	Minnesota Vikings	5:28	7:53	6:49	8:18		28:28

Kickoff Drive No.-Start Average      Titans: 6 - TEN 26      Vikings: 9 - MIN 25

# Final Defensive Statistics

Tennessee Titans	Regular Defensive Plays											Special Teams					Misc				
	TKL	AST	COMB	SK	/ YDS	TFL	Q	IN	PD	FF	FR	TKL	AST	FF	FR	BL	TKL	AST	FF	FR	
J.Brown	6	2	8	0	0	0	1	0	1	0	0	0	0	0	0	0	0	0	0	0	0
J.Joseph	7	0	7	0	0	1	0	1	1	1	0	0	0	0	0	0	0	0	0	0	0
R.Evans	4	3	7	0	0	0	0	0	0	0	1	0	0	0	0	0	0	0	0	0	0
K.Vaccaro	4	1	5	0	0	0	0	0	0	0	0	0	0	0	0	0	0	0	0	0	0
J.Simmons	3	2	5	1	6	1	3	0	0	0	0	0	0	0	0	0	0	0	0	0	0
H.Landry	3	2	5	0	0	0	2	0	1	0	0	0	0	0	0	0	0	0	0	0	0
M.Butler	4	0	4	0	0	0	0	0	2	0	0	0	0	0	0	0	0	0	0	0	0
K.Byard	1	3	4	0	0	0	0	0	1	0	0	0	0	0	0	0	0	0	0	0	0
K.Fulton	2	0	2	1	7	1	1	0	0	0	0	0	0	0	0	0	0	0	0	0	0
D.Jones	2	0	2	0	0	0	1	0	0	0	0	0	0	0	0	0	0	0	0	0	0
J.Clowney	1	1	2	0	0	1	2	0	1	0	0	0	0	0	0	0	0	0	0	0	0
A.Hooker	1	0	1	0	0	0	0	1	1	0	0	0	0	0	0	0	0	0	0	0	0
J.Crawford	1	0	1	0	0	0	0	0	0	0	0	0	0	0	0	0	0	0	0	0	0
J.Kalu	0	0	0	0	0	0	0	0	0	0	0	1	0	0	0	0	0	0	0	0	0
C.Milton	0	0	0	0	0	0	0	0	0	0	0	1	0	0	0	0	0	0	0	0	0
N.Westbrook	0	0	0	0	0	0	0	0	0	0	0	0	0	0	0	0	0	1	0	0	0
T.Sambrailo	0	0	0	0	0	0	0	0	0	0	0	0	0	0	0	0	0	1	0	1	1
R.Tannehill	0	0	0	0	0	0	0	0	0	0	0	0	0	0	0	0	0	0	0	0	1
<b>Total</b>	<b>39</b>	<b>14</b>	<b>53</b>	<b>2</b>	<b>13</b>	<b>4</b>	<b>10</b>	<b>2</b>	<b>8</b>	<b>1</b>	<b>1</b>	<b>2</b>	<b>0</b>	<b>0</b>	<b>0</b>	<b>0</b>	<b>0</b>	<b>2</b>	<b>0</b>	<b>0</b>	<b>2</b>

TKL = Tackle AST = Assist COMB = Combined QH=QB Hit IN = Interception PD = Pass Defense FF = Forced Fumble FR = Fumble Recovery

Minnesota Vikings	Regular Defensive Plays											Special Teams					Misc				
	TKL	AST	COMB	SK	/ YDS	TFL	QH	IN	PD	FF	FR	TKL	AST	FF	FR	BL	TKL	AST	FF	FR	
E.Kendricks	5	5	10	0	0	0	0	0	1	0	0	0	0	0	0	0	0	0	0	0	0
H.Smith	4	5	9	0	0	1	1	1	1	0	0	0	0	0	0	0	0	0	0	0	0
A.Harris	6	2	8	0	0	0	0	0	1	0	0	0	0	0	0	0	0	0	0	0	0
E.Wilson	4	3	7	1	0	1	1	0	0	0	0	0	0	0	0	0	0	0	0	0	0
H.Hill	4	3	7	0	0	0	0	0	1	0	0	0	0	0	0	0	0	0	0	0	0
J.Gladney	5	0	5	0	0	1	0	0	1	0	0	0	0	0	0	0	0	0	0	0	0
J.Johnson	2	2	4	0	0	0	0	0	0	0	0	0	0	0	0	0	0	0	0	0	0
I.Odenigbo	3	0	3	0	0	0	4	0	0	0	0	0	0	0	0	0	0	0	0	0	0
S.Stephen	3	0	3	0	0	0	0	0	0	0	0	0	0	0	0	0	0	0	0	0	0
D.Wonnum	2	1	3	0	0	1	0	0	0	0	0	0	0	0	0	0	0	0	0	0	0
Y.Ngakoue	2	0	2	1	11	1	0	0	0	1	0	0	0	0	0	0	0	0	0	0	0
K.Boyd	2	0	2	0	0	0	0	0	0	0	0	0	0	0	0	0	0	0	0	0	0
J.Holmes	1	1	2	0	0	0	1	0	0	0	0	0	0	0	0	0	0	0	0	0	0
H.Nickerson	1	1	2	0	0	0	0	0	0	0	0	0	0	0	0	0	0	0	0	0	0
T.Davis	1	0	1	0	0	0	0	0	0	0	0	0	0	0	0	0	0	0	0	0	0
C.Beebe	0	0	0	0	0	0	0	0	0	0	0	1	0	0	0	0	0	0	0	0	0
G.Iloka	0	0	0	0	0	0	0	0	0	0	0	1	0	0	0	0	0	0	0	0	0
A.Abdullah	0	0	0	0	0	0	0	0	0	0	0	1	0	0	0	0	0	0	0	0	0
C.Ham	0	0	0	0	0	0	0	0	0	0	0	0	0	0	0	0	1	0	0	0	0
K.Rudolph	0	0	0	0	0	0	0	0	0	0	0	0	0	0	0	0	1	0	0	0	0
G.Bradbury	0	0	0	0	0	0	0	0	0	0	0	0	0	0	0	0	0	0	0	0	1
<b>Total</b>	<b>45</b>	<b>23</b>	<b>68</b>	<b>2</b>	<b>11</b>	<b>5</b>	<b>7</b>	<b>1</b>	<b>5</b>	<b>1</b>	<b>0</b>	<b>3</b>	<b>0</b>	<b>0</b>	<b>0</b>	<b>0</b>	<b>2</b>	<b>0</b>	<b>0</b>	<b>0</b>	<b>1</b>



# First Half Summary

PERIOD SCORES

Titans	6	3	=	9
Vikings	7	10	=	17

TIME OF POSSESSION

Titans	16:39
Vikings	13:21

Scoring Plays

Team	Qtr	Time	Play Description (Extra Point) (Drive Info)	Visitor	Home
Titans	1	11:44	S.Gostkowski 39 yd. Field Goal (6-54, 3:16)	3	0
Titans	1	6:01	S.Gostkowski 31 yd. Field Goal (4-7, 0:52)	6	0
Vikings	1	2:43	D.Cook 39 yd. run (D.Bailey kick) (7-76, 3:18)	6	7
Vikings	2	8:56	A.Thielen 16 yd. pass from K.Cousins (D.Bailey kick) (10-88, 5:52)	6	14
Titans	2	3:18	S.Gostkowski 30 yd. Field Goal (12-63, 5:38)	9	14
Vikings	2	1:41	D.Bailey 41 yd. Field Goal (7-52, 1:37)	9	17

	Tennessee Titans	Minnesota Vikings
<b>TOTAL FIRST DOWNS</b>	10	11
First Downs Rushing-Passing-by Penalty	4 - 6 - 0	3 - 8 - 0
<b>THIRD DOWN EFFICIENCY</b>	1-7-14%	2-4-50%
<b>TOTAL NET YARDS</b>	205	225
Total Offensive Plays	36	30
<b>NET YARDS RUSHING</b>	58	87
<b>NET YARDS PASSING</b>	147	138
Gross Yards Passing	147	144
Times thrown-yards lost attempting to pass	0-0	1-6
Pass Attempts-Completions-Had Intercepted	20 - 13 - 1	14 - 10 - 0
Punts-Number and Average	2 - 51.5	1 - 53
Penalties-Number and Yards	1 - 10	0 - 0
Fumbles-Number and Lost	1 - 0	1 - 1
Red Zone Efficiency	0-2-0%	1-1-100%
Average Drive Start	TEN 36	MIN 23

Tennessee Titans

Minnesota Vikings

Tennessee Titans										Minnesota Vikings											
RUSHING	ATT	YDS	AVG	LG	TD					RUSHING	ATT	YDS	AVG	LG	TD						
D.Henry	11	45	4.1	16	0					D.Cook	10	76	7.6	39	1						
R.Tannehill	2	10	5.0	10	0					A.Mattison	4	7	1.8	4	0						
D.Evans	2	6	3.0	4	0					A.Thielen	1	4	4.0	4	0						
K.Raymond	1	-3	-3.0	-3	0																
<b>Total</b>	<b>16</b>	<b>58</b>	<b>3.6</b>	<b>16</b>	<b>0</b>					<b>Total</b>	<b>15</b>	<b>87</b>	<b>5.8</b>	<b>39</b>	<b>1</b>						
PASSING	ATT	CMP	YDS	SK/YD	TD	LG	IN	RT					PASSING	ATT	CMP	YDS	SK/YD	TD	LG	IN	RT
R.Tannehill	20	13	147	0/0	0	44	1	66.0					K.Cousins	14	10	144	1/6	1	33	0	128.3
<b>Total</b>	<b>20</b>	<b>13</b>	<b>147</b>	<b>0/0</b>	<b>0</b>	<b>44</b>	<b>1</b>	<b>66.0</b>					<b>Total</b>	<b>14</b>	<b>10</b>	<b>144</b>	<b>1/6</b>	<b>1</b>	<b>33</b>	<b>0</b>	<b>128.3</b>
PASS RECEIVING	TAR	REC	YDS	AVG	LG	TD					PASS RECEIVING	TAR	REC	YDS	AVG	LG	TD				
A.Humphries	5	3	40	13.3	23	0					J.Jefferson	7	6	104	17.3	33	0				
K.Raymond	2	2	57	28.5	44	0					A.Thielen	3	2	22	11.0	16	1				
J.Smith	5	2	15	7.5	16	0					D.Cook	3	2	18	9.0	15	0				
C.Davis	2	2	15	7.5	9	0					K.Rudolph	1	0	0	0.0	0	0				
M.Pruitt	1	1	10	10.0	10	0															
D.Henry	1	1	5	5.0	5	0															
J.McNichols	1	1	5	5.0	5	0															
R.Tannehill	1	1	0	0.0	0	0															
N.Westbrook	1	0	0	0.0	0	0															
<b>Total</b>	<b>19</b>	<b>13</b>	<b>147</b>	<b>11.3</b>	<b>44</b>	<b>0</b>					<b>Total</b>	<b>14</b>	<b>10</b>	<b>144</b>	<b>14.4</b>	<b>33</b>	<b>1</b>				

Tennessee Titans

Regular Defensive Plays

Special Teams

Misc



## Play By Play

## First Quarter

9/27/2020

MIN wins the coin toss and elects to defer. TEN elects to Receive, and MIN elects to defend the east goal.

D.Bailey kicks 65 yards from MIN 35 to end zone, Touchback.

Tennessee Titans at 15:00

- 1-10-TEN 25 (15:00) D.Henry left end to TEN 30 for 5 yards (J.Johnson; H.Hill).
- 2-5-TEN 30 (14:25) R.Tannehill pass deep left to K.Raymond to MIN 26 for 44 yards (H.Hill). P1
- 1-10-MIN 26 (13:40) (Shotgun) D.Henry left end ran ob at MIN 25 for 1 yard (E.Wilson).
- PENALTY on TEN-C.Batson, Offensive Holding, 10 yards, enforced at MIN 26 - No Play.
- 1-20-MIN 36 (13:28) (Shotgun) R.Tannehill pass short right to J.Smith to MIN 37 for -1 yards (J.Gladney).
- 2-21-MIN 37 (12:53) (Shotgun) R.Tannehill pass short middle to J.Smith to MIN 21 for 16 yards (A.Harris; E.Kendricks).
- 3-5-MIN 21 (12:26) (No Huddle, Shotgun) R.Tannehill pass short middle to R.Tannehill to MIN 21 for no gain (S.Stephen).
- 4-5-MIN 21 (11:48) S.Gostkowski 39 yard field goal is GOOD, Center-B.Brinkley, Holder-B.Kern.

TEN 3 MIN 0, 6 plays, 54 yards, 3:16 drive, 3:16 elapsed
--

S.Gostkowski kicks 65 yards from TEN 35 to end zone, Touchback.

Minnesota Vikings at 11:44

- 1-10-MIN 25 (11:44) D.Cook right tackle to MIN 27 for 2 yards (K.Vaccaro).
- 2-8-MIN 27 (11:14) K.Cousins pass incomplete short right to D.Cook (J.Brown).
- 3-8-MIN 27 (11:09) (Shotgun) K.Cousins sacked at MIN 21 for -6 yards (J.Simmons).
- 4-14-MIN 21 (10:28) B.Colquitt punts 53 yards to TEN 26, Center-A.Cutting. K.Raymond to TEN 29 for 3 yards (C.Beebe).

Tennessee Titans at 10:18

- 1-10-TEN 29 (10:18) D.Henry left end to TEN 32 for 3 yards (H.Nickerson).
- 2-7-TEN 32 (9:41) R.Tannehill scrambles right end to TEN 42 for 10 yards (E.Kendricks). R2
- 1-10-TEN 42 (8:59) D.Henry right end to TEN 42 for no gain (S.Stephen).
- 2-10-TEN 42 (8:23) R.Tannehill pass incomplete short right to J.Smith.
- 3-10-TEN 42 (8:18) (Shotgun) R.Tannehill FUMBLES (Aborted) at TEN 37, and recovers at TEN 23. R.Tannehill to TEN 23 for no gain (D.Wonnum).
- 4-29-TEN 23 (7:43) B.Kern punts 44 yards to MIN 33, Center-B.Brinkley, fair catch by C.Beebe.

Minnesota Vikings at 7:37

- 1-10-MIN 33 (7:37) D.Cook up the middle to MIN 42 for 9 yards (H.Landry; J.Brown).
- 2-1-MIN 42 (7:03) D.Cook right end to MIN 45 for 3 yards (J.Joseph). FUMBLES (J.Joseph), RECOVERED by TEN-R.Evans at MIN 45. R.Evans to MIN 20 for 25 yards (C.Ham).

Tennessee Titans at 6:53

- 1-10-MIN 20 (6:53) D.Henry right end to MIN 13 for 7 yards (J.Gladney).
- 2-3-MIN 13 (6:13) R.Tannehill pass incomplete short right to J.Smith [I.Odenigbo].
- Timeout #1 by MIN at 06:09.
- 3-3-MIN 13 (6:09) (Shotgun) R.Tannehill pass incomplete short left to A.Humphries.
- 4-3-MIN 13 (6:04) S.Gostkowski 31 yard field goal is GOOD, Center-B.Brinkley, Holder-B.Kern.

TEN 6 MIN 0, 4 plays, 7 yards, 0:52 drive, 8:59 elapsed
---

S.Gostkowski kicks 63 yards from TEN 35 to MIN 2. A.Abdullah to MIN 24 for 22 yards (J.Kalu).

Minnesota Vikings at 6:01, (1st play from scrimmage 5:56)

- 1-10-MIN 24 (5:56) K.Cousins pass incomplete short right to K.Rudolph (H.Landry).
- 2-10-MIN 24 (5:49) (Shotgun) D.Cook left guard to MIN 35 for 11 yards (K.Byard; J.Brown). R1
- 1-10-MIN 35 (5:12) A.Thielen left end pushed ob at MIN 39 for 4 yards (K.Vaccaro).
- 2-6-MIN 39 (4:43) (Shotgun) K.Cousins pass short left to J.Jefferson to 50 for 11 yards (J.Brown). P2
- 1-10-50 (4:05) A.Mattison up the middle to TEN 48 for 2 yards (J.Joseph).
- 2-8-TEN 48 (3:30) K.Cousins pass short left to J.Jefferson to TEN 39 for 9 yards (M.Butler). P3
- 1-10-TEN 39 (2:51) D.Cook right tackle for 39 yards, TOUCHDOWN. R4
- D.Bailey extra point is GOOD, Center-A.Cutting, Holder-B.Colquitt.

TEN 6 MIN 7, 7 plays, 76 yards, 3:18 drive, 12:17 elapsed
---

D.Bailey kicks 66 yards from MIN 35 to TEN -1. K.Raymond to TEN 29 for 30 yards (G.Iloka).

Tennessee Titans at 2:43, (1st play from scrimmage 2:37)

- 1-10-TEN 29 (2:37) R.Tannehill pass short middle to K.Raymond to TEN 42 for 13 yards (A.Harris). P3
- 1-10-TEN 42 (2:08) (No Huddle) D.Evans up the middle to TEN 46 for 4 yards (J.Holmes).

Tennessee Titans vs Minnesota Vikings at U.S. Bank Stadium

2-6-TEN 46 (1:34) (No Huddle, Shotgun) R.Tannehill pass short left to M.Pruitt to MIN 44 for 10 yards (H.Hill).

P4

1-10-MIN 44 (1:02) (No Huddle) D.Evans left tackle to MIN 42 for 2 yards (J.Johnson). TEN-T.Lewan was injured during the play.

2-8-MIN 42 (:32) (Shotgun) D.Henry up the middle to MIN 38 for 4 yards (J.Johnson).

3-4-MIN 38 (:07) (No Huddle, Shotgun) R.Tannehill pass short left to C.Davis pushed ob at MIN 29 for 9 yards (H.Hill).

P5

END OF QUARTER

	Score	Time Poss	First Downs				Efficiencies	
			R	P	X	T	3 Down	4 Down
Tennessee Titans	6	9:32	1	4	0	5	1/4	0/0
Minnesota Vikings	7	5:28	2	2	0	4	0/1	0/0

Tennessee Titans continued.

1-10-MIN 29 (15:00) R.Tannehill pass deep left intended for N.Westbrook INTERCEPTED by H.Smith at MIN -4. H.Smith to MIN 12 for 16 yards (N.Westbrook; T.Sambrailo).

Minnesota Vikings at 14:48

1-10-MIN 12 (14:48) K.Cousins pass short middle to J.Jefferson to MIN 24 for 12 yards (J.Joseph) [H.Landry]. P5

1-10-MIN 24 (14:15) D.Cook right guard to MIN 27 for 3 yards (H.Landry).

2-7-MIN 27 (13:40) K.Cousins pass short left to J.Jefferson to MIN 35 for 8 yards (M.Butler). P6

1-10-MIN 35 (13:05) D.Cook right end to MIN 36 for 1 yard (J.Joseph).

2-9-MIN 36 (12:19) K.Cousins pass short left to A.Thielen to MIN 42 for 6 yards (K.Vaccaro).

3-3-MIN 42 (11:35) (Shotgun) Direct snap to D.Cook. D.Cook left end ran ob at MIN 46 for 4 yards (A.Hooker). R7

1-10-MIN 46 (11:10) K.Cousins pass short middle to D.Cook to MIN 49 for 3 yards (R.Evans).

2-7-MIN 49 (10:35) A.Mattison left tackle to TEN 47 for 4 yards (J.Brown).

3-3-TEN 47 (9:51) (Shotgun) K.Cousins pass deep left to J.Jefferson to TEN 16 for 31 yards (M.Butler). P8

1-10-TEN 16 (9:04) K.Cousins pass deep right to A.Thielen for 16 yards, TOUCHDOWN. P9

D.Bailey extra point is GOOD, Center-A.Cutting, Holder-B.Colquitt.

TEN 6 MIN 14, 10 plays, 88 yards, 5:52 drive, 6:04 elapsed

D.Bailey kicks 65 yards from MIN 35 to end zone, Touchback.

Tennessee Titans at 8:56

1-10-TEN 25 (8:56) D.Henry left tackle to TEN 34 for 9 yards (D.Wonnum).

2-1-TEN 34 (8:17) D.Henry left end to TEN 35 for 1 yard (E.Kendricks). R6

1-10-TEN 35 (7:43) D.Henry left tackle to TEN 32 for -3 yards (Y.Ngakoue).

2-13-TEN 32 (7:04) (Shotgun) R.Tannehill pass incomplete short right to J.Smith.

3-13-TEN 32 (7:00) (Shotgun) R.Tannehill pass short left to A.Humphries to TEN 45 for 13 yards (H.Hill).  
Minnesota challenged the first down ruling, and the play was REVERSED.

(Shotgun) R.Tannehill pass short left to A.Humphries to TEN 44 for 12 yards (H.Hill).

4-1-TEN 44 (6:41) D.Henry up the middle to TEN 45 for 1 yard (A.Harris). R7

1-10-TEN 45 (6:07) D.Henry right end pushed ob at MIN 39 for 16 yards (E.Kendricks). R8

1-10-MIN 39 (5:38) R.Tannehill pass short right to A.Humphries to MIN 16 for 23 yards (J.Gladney). P9

1-10-MIN 16 (5:19) D.Henry right end to MIN 14 for 2 yards (E.Kendricks; D.Wonnum).

2-8-MIN 14 (4:40) K.Raymond left end to MIN 17 for -3 yards (H.Smith, E.Wilson).

3-11-MIN 17 (3:57) (Shotgun) R.Tannehill pass short left to J.McNichols to MIN 12 for 5 yards (T.Davis).

4-6-MIN 12 (3:22) S.Gostkowski 30 yard field goal is GOOD, Center-B.Brinkley, Holder-B.Kern.

TEN 9 MIN 14, 12 plays, 63 yards, 5:38 drive, 11:42 elapsed

S.Gostkowski kicks 65 yards from TEN 35 to end zone, Touchback.

Minnesota Vikings at 3:18

1-10-MIN 25 (3:18) D.Cook right guard to MIN 26 for 1 yard (D.Jones).

2-9-MIN 26 (2:44) (Shotgun) K.Cousins pass short right to J.Jefferson pushed ob at TEN 41 for 33 yards (J.Brown). P10

1-10-TEN 41 (2:17) K.Cousins pass short left to D.Cook pushed ob at TEN 26 for 15 yards (R.Evans). P11

Two-Minute Warning

1-10-TEN 26 (2:00) K.Cousins pass incomplete deep left to J.Jefferson (M.Butler).

2-10-TEN 26 (1:55) (Shotgun) D.Cook right guard to TEN 23 for 3 yards (R.Evans; J.Simmons).

Timeout #1 by TEN at 01:50.

3-7-TEN 23 (1:50) (Shotgun) K.Cousins pass incomplete deep left to A.Thielen (M.Butler).

4-7-TEN 23 (1:45) D.Bailey 41 yard field goal is GOOD, Center-A.Cutting, Holder-B.Colquitt.

TEN 9 MIN 17, 7 plays, 52 yards, 1:37 drive, 13:19 elapsed

D.Bailey kicks 65 yards from MIN 35 to end zone, Touchback.

Tennessee Titans at 1:41

1-10-TEN 25 (1:41) (Shotgun) R.Tannehill pass short right to C.Davis to TEN 31 for 6 yards (K.Boyd).

2-4-TEN 31 (1:24) (No Huddle, Shotgun) R.Tannehill pass short middle to D.Henry to TEN 36 for 5 yards (E.Kendricks; E.Wilson). P10

1-10-TEN 36 (1:05) (No Huddle, Shotgun) R.Tannehill pass incomplete short right [I.Odenigbo].

2-10-TEN 36 (:58) (No Huddle, Shotgun) R.Tannehill pass short left to A.Humphries to TEN 41 for 5 yards (A.Harris).

3-5-TEN 41 (:38) (No Huddle, Shotgun) R.Tannehill pass incomplete short middle to A.Humphries (A.Harris).

Tennessee Titans vs Minnesota Vikings at U.S. Bank Stadium

4-5-TEN 41 (:34) B.Kern punts 59 yards to end zone, Center-B.Brinkley, Touchback.

Minnesota Vikings at 0:24

1-10-MIN 20 (:24) (Shotgun) A.Mattison left tackle to MIN 23 for 3 yards (J.Simmons).

Timeout #2 by TEN at 00:19.

2-7-MIN 23 (:19) (Shotgun) A.Mattison up the middle to MIN 21 for -2 yards (J.Clowney).

END OF QUARTER

	Score	Time Poss	First Downs				Efficiencies	
			R	P	X	T	3 Down	4 Down
Tennessee Titans	9	7:07	3	2	0	5	0/3	1/1
Minnesota Vikings	17	7:53	1	6	0	7	2/3	0/0

## Third Quarter

9/27/2020

## Play By Play

MIN elects to Receive, and TEN elects to defend the West goal.

S.Gostkowski kicks 65 yards from TEN 35 to end zone, Touchback.

Minnesota Vikings at 15:00

1-10-MIN 25 (15:00) K.Cousins pass short right intended for J.Jefferson INTERCEPTED by J.Joseph [J.Brown] at MIN 31. J.Joseph for 31 yards, TOUCHDOWN NULLIFIED by Penalty.  
PENALTY on TEN-J.Clowney, Illegal Blindside Block, 15 yards, enforced at MIN 26.

Tennessee Titans at 14:54

1-10-MIN 41 (14:54) D.Henry right end to MIN 41 for no gain (I.Odenigbo).

2-10-MIN 41 (14:16) (Shotgun) R.Tannehill pass incomplete short right [H.Smith].

Penalty on TEN-D.Kelly, Offensive Holding, declined.

3-10-MIN 41 (14:09) (Shotgun) R.Tannehill sacked at MIN 49 for -8 yards (Y.Ngakoue). FUMBLES (Y.Ngakoue) [I.Odenigbo], recovered by TEN-T.Sambrailo at TEN 48. T.Sambrailo to TEN 48 for no gain (E.Wilson).

4-21-TEN 48 (13:35) B.Kern punts 40 yards to MIN 12, Center-B.Brinkley, fair catch by C.Beebe.

Minnesota Vikings at 13:29

1-10-MIN 12 (13:29) D.Cook left end ran ob at MIN 24 for 12 yards (K.Vaccaro). R12

1-10-MIN 24 (13:00) D.Cook right guard to MIN 29 for 5 yards (H.Landry; R.Evans).

2-5-MIN 29 (12:23) A.Mattison up the middle to MIN 33 for 4 yards (D.Jones).

3-1-MIN 33 (11:42) R.Hill reported in as eligible. D.Cook left end pushed ob at TEN 28 for 39 yards (M.Butler). R13

1-10-TEN 28 (11:08) K.Cousins pass incomplete short right [J.Clowney].

2-10-TEN 28 (11:03) D.Cook right end pushed ob at TEN 31 for -3 yards (J.Joseph).

3-13-TEN 31 (10:29) (Shotgun) K.Cousins pass incomplete short left [H.Landry].

4-13-TEN 31 (10:24) (Field Goal formation) PENALTY on MIN-R.Hill, False Start, 5 yards, enforced at TEN 31 - No Play.

4-18-TEN 36 (10:24) D.Bailey 54 yard field goal is BLOCKED (J.Kalu), Center-A.Cutting, Holder-B.Colquitt, RECOVERED by TEN-T.Smith at MIN 49.

PENALTY on TEN-J.Kalu, Defensive Offside, 5 yards, enforced at TEN 36 - No Play.

4-13-TEN 31 (10:19) D.Bailey 49 yard field goal is No Good, Wide Right, Center-A.Cutting, Holder-B.Colquitt.

Tennessee Titans at 10:15

1-10-TEN 39 (10:15) R.Tannehill pass deep middle to J.Smith to MIN 40 for 21 yards (H.Smith). P11

Minnesota challenged the pass completion ruling, and the play was Upheld. The ruling on the field stands. (Timeout #1.)

1-10-MIN 40 (9:37) D.Henry right end to MIN 33 for 7 yards (H.Smith).

2-3-MIN 33 (9:11) (No Huddle) R.Tannehill pass incomplete short middle [I.Odenigbo].

3-3-MIN 33 (9:07) (Shotgun) R.Tannehill pass incomplete short left to D.Henry (E.Kendricks).

4-3-MIN 33 (9:02) S.Gostkowski 51 yard field goal is GOOD, Center-B.Brinkley, Holder-B.Kern.

TEN 12 MIN 17, 5 plays, 28 yards, 1:18 drive, 6:03 elapsed

S.Gostkowski kicks 63 yards from TEN 35 to MIN 2. A.Abdullah to MIN 27 for 25 yards (C.Milton).

Minnesota Vikings at 8:57, (1st play from scrimmage 8:52)

1-10-MIN 27 (8:52) D.Cook right tackle to MIN 29 for 2 yards (H.Landry). TEN-H.Landry was injured during the play.

2-8-MIN 29 (8:17) K.Cousins pass deep right to J.Jefferson for 71 yards, TOUCHDOWN. P14

D.Bailey extra point is GOOD, Center-A.Cutting, Holder-B.Colquitt.

TEN 12 MIN 24, 2 plays, 73 yards, 0:53 drive, 6:56 elapsed

D.Bailey kicks 65 yards from MIN 35 to end zone, Touchback.

Tennessee Titans at 8:04

1-10-TEN 25 (8:04) D.Henry left end to TEN 37 for 12 yards (H.Hill; H.Smith). R12

1-10-TEN 37 (7:31) R.Tannehill pass short left to M.Pruitt to TEN 43 for 6 yards (E.Wilson) [J.Holmes].

2-4-TEN 43 (6:55) D.Henry left tackle to TEN 48 for 5 yards (E.Wilson). R13

1-10-TEN 48 (6:21) D.Henry left tackle to MIN 46 for 6 yards (E.Kendricks; J.Holmes).

2-4-MIN 46 (5:48) R.Tannehill pass short middle to C.Davis pushed ob at MIN 8 for 38 yards (A.Harris). P14

1-8-MIN 8 (5:14) (No Huddle) D.Henry up the middle to MIN 3 for 5 yards (H.Smith; E.Wilson).

2-3-MIN 3 (4:38) (Shotgun) D.Henry up the middle to MIN 1 for 2 yards (I.Odenigbo).

3-1-MIN 1 (3:56) D.Munyer reported in as eligible. D.Henry up the middle for 1 yard, TOUCHDOWN. R15

S.Gostkowski extra point is GOOD, Center-B.Brinkley, Holder-B.Kern.

TEN 19 MIN 24, 8 plays, 75 yards, 4:11 drive, 11:07 elapsed

S.Gostkowski kicks 65 yards from TEN 35 to end zone, Touchback.

Tennessee Titans vs Minnesota Vikings at U.S. Bank Stadium

Minnesota Vikings at 3:53

- 1-10-MIN 25 (3:53) K.Cousins pass incomplete short right to C.Ham [J.Simmons].
- 2-10-MIN 25 (3:50) A.Mattison left tackle to MIN 25 for no gain (J.Brown).
- 3-10-MIN 25 (3:19) (Shotgun) K.Cousins pass short right to C.Beebe pushed ob at MIN 32 for 7 yards (J.Joseph).
- 4-3-MIN 32 (2:46) B.Colquitt punts 33 yards to TEN 35, Center-A.Cutting, fair catch by K.Raymond.

Tennessee Titans at 2:39

- 1-10-TEN 35 (2:39) R.Tannehill pass deep middle to K.Raymond to MIN 4 for 61 yards (J.Gladney) P16
- 1-4-MIN 4 (2:03) (No Huddle) D.Henry up the middle to MIN 1 for 3 yards (H.Smith; E.Kendricks).
- 2-1-MIN 1 (1:24) D.Munyer reported in as eligible. D.Henry up the middle for 1 yard, TOUCHDOWN. R17  
(Pass formation) TWO-POINT CONVERSION ATTEMPT. R.Tannehill pass to J.Smith is incomplete. ATTEMPT FAILS.

TEN 25 MIN 24, 3 plays, 65 yards, 1:17 drive, 13:38 elapsed

S.Gostkowski kicks 65 yards from TEN 35 to end zone, Touchback.

Minnesota Vikings at 1:22

- 1-10-MIN 25 (1:22) D.Cook right end to MIN 38 for 13 yards (J.Brown) R15
- 1-10-MIN 38 (:44) D.Cook left guard to MIN 39 for 1 yard (H.Landry).

END OF QUARTER

	Score	Time Poss	First Downs				Efficiencies	
			R	P	X	T	3 Down	4 Down
Tennessee Titans	25	8:11	4	3	0	7	1/3	0/0
Minnesota Vikings	24	6:49	3	1	0	4	1/3	0/0



## Fourth Quarter

9/27/2020

## Play By Play

Minnesota Vikings continued.

2-9-MIN 39	(15:00) (Shotgun) K.Cousins scrambles up the middle to TEN 47 for 14 yards (J.Clowney; J.Simmons).	R16
<u>1-10-TEN 47</u>	(14:19) K.Cousins pass short right to C.Ham to TEN 36 for 11 yards (J.Joseph).	P17
<u>1-10-TEN 36</u>	(13:36) D.Cook right tackle to TEN 30 for 6 yards (R.Evans; K.Byard).	
2-4-TEN 30	(12:55) D.Cook left guard to TEN 29 for 1 yard (J.Crawford).	
	Timeout #2 by MIN at 12:14.	
3-3-TEN 29	(12:14) D.Cook up the middle to TEN 19 for 10 yards (K.Vaccaro; K.Byard).	R18
<u>1-10-TEN 19</u>	(11:40) A.Mattison right tackle to TEN 4 for 15 yards (R.Evans).	R19
<u>1-4-TEN 4</u>	(11:07) A.Mattison left tackle to TEN 3 for 1 yard (J.Simmons).	
2-3-TEN 3	(10:22) K.Cousins pass short middle to K.Rudolph for 3 yards, TOUCHDOWN [D.Jones].	P20
	TWO-POINT CONVERSION ATTEMPT. K.Cousins pass to A.Thielen is incomplete. ATTEMPT FAILS.	

TEN 25 MIN 30, 10 plays, 75 yards, 6:05 drive, 4:43 elapsed

D.Bailey kicks 65 yards from MIN 35 to end zone, Touchback.

Tennessee Titans at 10:17

1-10-TEN 25	(10:17) D.Henry right end to TEN 30 for 5 yards (A.Harris).	
2-5-TEN 30	(9:40) R.Tannehill pass short middle to D.Henry to TEN 36 for 6 yards (E.Kendricks).	P18
	Penalty on MIN-K.Boyd, Illegal Contact, declined.	
<u>1-10-TEN 36</u>	(9:28) D.Henry up the middle to TEN 48 for 12 yards (H.Smith; H.Nickerson).	R19
<u>1-10-TEN 48</u>	(8:55) D.Henry left end to MIN 47 for 5 yards (H.Hill; J.Johnson).	
2-5-MIN 47	(8:17) D.Evans right end to MIN 44 for 3 yards (H.Smith).	
3-2-MIN 44	(7:54) (No Huddle) R.Tannehill pass short right to C.Davis pushed ob at MIN 36 for 8 yards (J.Gladney).	P20
<u>1-10-MIN 36</u>	(7:24) (Shotgun) A.Humphries sacked at MIN 36 for 0 yards (E.Wilson).	
2-10-MIN 36	(6:45) (Shotgun) R.Tannehill pass incomplete short right to N.Westbrook (J.Gladney).	
3-10-MIN 36	(6:40) (Shotgun) R.Tannehill pass incomplete short right.	
4-10-MIN 36	(6:36) S.Gostkowski 54 yard field goal is GOOD, Center-B.Brinkley, Holder-B.Kern.	

TEN 28 MIN 30, 10 plays, 39 yards, 3:46 drive, 8:29 elapsed

S.Gostkowski kicks 65 yards from TEN 35 to end zone, Touchback.

Minnesota Vikings at 6:31

1-10-MIN 25	(6:31) K.Cousins pass short right to A.Thielen to MIN 32 for 7 yards (K.Byard).	
2-3-MIN 32	(5:59) D.Cook left guard to MIN 39 for 7 yards (R.Evans).	R21
<u>1-10-MIN 39</u>	(5:15) D.Cook up the middle to MIN 39 for no gain (J.Simmons).	
	PENALTY on MIN-I.Smith, Illegal Block Above the Waist, 10 yards, enforced at MIN 39 - No Play.	
1-20-MIN 29	(4:47) (Shotgun) K.Cousins sacked at MIN 22 for -7 yards (K.Fulton).	
2-27-MIN 22	(4:04) (Shotgun) D.Cook left end pushed ob at MIN 34 for 12 yards (J.Brown).	
3-15-MIN 34	(3:59) (Shotgun) K.Cousins pass short right to K.Rudolph to MIN 42 for 8 yards (K.Fulton).	
4-7-MIN 42	(3:52) (Punt formation) PENALTY on MIN-C.Beebe, False Start, 5 yards, enforced at MIN 42 - No Play.	
4-12-MIN 37	(3:52) B.Colquitt punts 46 yards to TEN 17, Center-A.Cutting. K.Raymond to TEN 19 for 2 yards (A.Abdullah).	

Tennessee Titans at 3:42

1-10-TEN 19	(3:42) D.Henry right tackle to TEN 24 for 5 yards (S.Stephen).	
2-5-TEN 24	(3:20) (No Huddle, Shotgun) R.Tannehill pass short middle to J.Smith to TEN 35 for 11 yards (A.Harris).	P21
<u>1-10-TEN 35</u>	(2:58) (No Huddle, Shotgun) R.Tannehill pass short middle to J.Smith to TEN 49 for 14 yards (H.Smith; A.Harris).	P22
<u>1-10-TEN 49</u>	(2:31) (No Huddle, Shotgun) R.Tannehill pass short right to C.Davis pushed ob at MIN 43 for 8 yards (K.Boyd).	
2-2-MIN 43	(2:27) (No Huddle, Shotgun) D.Henry up the middle to MIN 38 for 5 yards (I.Odenigbo).	R23

Two-Minute Warning

<u>1-10-MIN 38</u>	(2:00) (Shotgun) R.Tannehill pass incomplete short left to C.Davis (H.Hill).	
2-10-MIN 38	(1:57) (Shotgun) R.Tannehill pass short right to A.Humphries to MIN 37 for 1 yard (E.Kendricks).	
	Timeout #3 by MIN at 01:52.	
3-9-MIN 37	(1:52) (Shotgun) R.Tannehill pass incomplete deep left to A.Humphries.	
4-9-MIN 37	(1:48) S.Gostkowski 55 yard field goal is GOOD, Center-B.Brinkley, Holder-B.Kern.	

TEN 31 MIN 30, 9 plays, 44 yards, 1:58 drive, 13:16 elapsed

Tennessee Titans vs Minnesota Vikings at U.S. Bank Stadium

S.Gostkowski kicks 65 yards from TEN 35 to end zone, Touchback.

Minnesota Vikings at 1:44

1-10-MIN 25 (1:44) (Shotgun) K.Cousins pass incomplete short middle to D.Cook [J.Simmons].

PENALTY on TEN-J.Simmons, Roughing the Passer, 15 yards, enforced at MIN 25 - No Play.

X22

1-10-MIN 40 (1:41) (Shotgun) K.Cousins pass incomplete short right to D.Cook [J.Clowney].

2-10-MIN 40 (1:36) (Shotgun) K.Cousins Aborted. G.Bradbury FUMBLES at MIN 36, and recovers at MIN 26.

3-24-MIN 26 (1:15) K.Cousins pass incomplete short middle to D.Cook (J.Clowney).

4-24-MIN 26 (1:09) (Shotgun) K.Cousins pass deep right intended for A.Thielen INTERCEPTED by A.Hooker (K.Byard) [J.Simmons] at TEN 29. A.Hooker to TEN 32 for 3 yards (K.Rudolph).

Tennessee Titans at 0:58

1-10-TEN 32 (:58) R.Tannehill kneels to TEN 32 for no gain.

2-10-TEN 32 (:35) R.Tannehill kneels to TEN 31 for -1 yards.

END OF QUARTER

	Score	Time Poss	First Downs				Efficiencies	
			R	P	X	T	3 Down	4 Down
Tennessee Titans	31	6:42	2	4	0	6	1/3	0/0
Minnesota Vikings	30	8:18	4	2	1	7	1/3	0/1

# Miscellaneous Statistics Report

Tennessee Titans vs Minnesota Vikings  
9/27/2020 at U.S. Bank Stadium

## Ten Longest Plays for Tennessee Titans

Yards	Qtr	Play Start	Play Description
61	3	1-10-TEN 35	(2:39) R.Tannehill pass deep middle to K.Raymond to MIN 4 for 61 yards (J.Gladney).
44	1	2-5-TEN 30	(14:25) R.Tannehill pass deep left to K.Raymond to MIN 26 for 44 yards (H.Hill).
38	3	2-4-MIN 46	(5:48) R.Tannehill pass short middle to C.Davis pushed ob at MIN 8 for 38 yards (A.Harris).
23	2	1-10-MIN 39	(5:38) R.Tannehill pass short right to A.Humphries to MIN 16 for 23 yards (J.Gladney).
21	3	1-10-TEN 39	(10:15) R.Tannehill pass deep middle to J.Smith to MIN 40 for 21 yards (H.Smith). Minnesota challenged the pass completion ruling, and the play was Upheld. The ruling on the field stands. (Timeout #1.)
16	1	2-21-MIN 37	(12:53) (Shotgun) R.Tannehill pass short middle to J.Smith to MIN 21 for 16 yards (A.Harris; E.Kendricks).
16	2	1-10-TEN 45	(6:07) D.Henry right end pushed ob at MIN 39 for 16 yards (E.Kendricks).
14	4	1-10-TEN 35	(2:58) (No Huddle, Shotgun) R.Tannehill pass short middle to J.Smith to TEN 49 for 14 yards (H.Smith; A.Harris).
13	1	1-10-TEN 29	(2:37) R.Tannehill pass short middle to K.Raymond to TEN 42 for 13 yards (A.Harris).
12	2	3-13-TEN 32	(7:00) (Shotgun) R.Tannehill pass short left to A.Humphries to TEN 45 for 13 yards (H.Hill). Minnesota challenged the first down ruling, and the play was REVERSED. (Shotgun) R.Tannehill pass short left to A.Humphries to TEN 44 for 12 yards (H.Hill).

## Ten Longest Plays for Minnesota Vikings

Yards	Qtr	Play Start	Play Description
71	3	2-8-MIN 29	(8:17) K.Cousins pass deep right to J.Jefferson for 71 yards, TOUCHDOWN.
39	1	1-10-TEN 39	(2:51) D.Cook right tackle for 39 yards, TOUCHDOWN.
39	3	3-1-MIN 33	(11:42) R.Hill reported in as eligible. D.Cook left end pushed ob at TEN 28 for 39 yards (M.Butler).
33	2	2-9-MIN 26	(2:44) (Shotgun) K.Cousins pass short right to J.Jefferson pushed ob at TEN 41 for 33 yards (J.Brown).
31	2	3-3-TEN 47	(9:51) (Shotgun) K.Cousins pass deep left to J.Jefferson to TEN 16 for 31 yards (M.Butler).
16	2	1-10-TEN 16	(9:04) K.Cousins pass deep right to A.Thielen for 16 yards, TOUCHDOWN.
15	2	1-10-TEN 41	(2:17) K.Cousins pass short left to D.Cook pushed ob at TEN 26 for 15 yards (R.Evans).
15	4	1-10-TEN 19	(11:40) A.Mattison right tackle to TEN 4 for 15 yards (R.Evans).
14	4	2-9-MIN 39	(15:00) (Shotgun) K.Cousins scrambles up the middle to TEN 47 for 14 yards (J.Clowney; J.Simmons).
13	3	1-10-MIN 25	(1:22) D.Cook right end to MIN 38 for 13 yards (J.Brown).

## Touchdown Scoring Information

		Offense	Defense	Special Teams
VISITOR	Tennessee Titans	2	0	0
HOME	Minnesota Vikings	4	0	0

## Player Scoring Information

Club	Player	TD	Rush TD	Rec TD	KO TD	Punt TD	Int TD	Fum TD	Misc TD	FG	XP	2Pt Rush	2Pt Rec	Sfty	Points
TEN	S.Gostkowski	0	0	0	0	0	0	0	0	6	1	0	0	0	19
TEN	D.Henry	0	2	0	0	0	0	0	0	0	0	0	0	0	12
MIN	D.Cook	0	1	0	0	0	0	0	0	0	0	0	0	0	6
MIN	J.Jefferson	0	0	1	0	0	0	0	0	0	0	0	0	0	6
MIN	A.Thielen	0	0	1	0	0	0	0	0	0	0	0	0	0	6
MIN	K.Rudolph	0	0	1	0	0	0	0	0	0	0	0	0	0	6
MIN	D.Bailey	0	0	0	0	0	0	0	0	1	3	0	0	0	6

## Possession Detail

	First Half		Second Half		Game	
	Visitor	Home	Visitor	Home	Visitor	Home
Largest Lead	6	8	1	12	6	12
Drives Leading	2	3	1	5	3	8
Time of Possession Leading	3:33	7:53	0:58	8:16	4:31	16:09
Largest Deficit	-8	-6	-12	-1	-12	-6
Drives Trailing	3	3	6	2	9	5
Time of Possession Trailing	9:50	5:28	13:55	6:51	23:45	12:19
Times Score Tied Up		0		0		0
Lead Changes		2		3		5

# Playtime Percentage

*Percent of playtime per player on offense, defense and special teams*

Tennessee Titans						Minnesota Vikings					
		Offense	Defense	Special Teams				Offense	Defense	Special Teams	
R Saffold	G	75 100%		7	21%	B O'Neill	T	65 100%		6	18%
N Davis	G	75 100%		7	21%	R Reiff	T	65 100%		6	18%
D Kelly	T	75 100%		7	21%	D Dozier	G	65 100%		6	18%
R Tannehill	QB	75 100%				D Samia	G	65 100%		6	18%
B Jones	C	75 100%				G Bradbury	C	65 100%			
J Smith	TE	66 88%				K Cousins	QB	65 100%			
T Sambrailo	T	57 76%		7	21%	A Thielen	WR	61 94%			
D Henry	RB	56 75%				J Jefferson	WR	51 78%			
C Davis	WR	55 73%				K Rudolph	TE	48 74%		6	18%
C Batson	WR	45 60%				D Cook	RB	48 74%			
A Humphries	WR	39 52%				I Smith	TE	36 55%		3	9%
M Pruitt	TE	25 33%		14	41%	C Ham	FB	27 42%		19	56%
K Raymond	WR	20 27%		18	53%	C Beebe	WR	22 34%		6	18%
K Blasingame	FB	19 25%		20	59%	A Mattison	RB	16 25%			
A Firkser	TE	19 25%		8	24%	T Conklin	TE	10 15%		13	38%
T Lewan	T	18 24%		2	6%	O Johnson	WR	5 8%		15	44%
N Westbrook	WR	12 16%		21	62%	R Hill	T	1 2%		6	18%
J McNichols	RB	9 12%		12	35%	E Wilson	LB		75 100%	8	24%
D Evans	RB	8 11%				H Hill	CB		75 100%	8	24%
D Munyer	C	2 3%		7	21%	A Harris	FS		75 100%	8	24%
J Brown	LB		65 100%	12	35%	E Kendricks	LB		75 100%	8	24%
K Byard	FS		65 100%	6	18%	H Smith	SS		75 100%	7	21%
K Vaccaro	SS		65 100%			J Gladney	CB		73 97%	8	24%
M Butler	CB		64 98%			Y Ngakoué	DE		59 79%	8	24%
H Landry	LB		61 94%			J Johnson	DT		58 77%	7	21%
J Simmons	DT		60 92%	6	18%	I Odenigbo	DE		53 71%	1	3%
J Joseph	CB		59 91%			S Stephen	NT		49 65%	7	21%
J Clowney	DE		55 85%	1	3%	K Boyd	CB		38 51%	1	3%
R Evans	LB		51 78%			H Nickerson	LB		36 48%	20	59%
D Jones	NT		45 69%	6	18%	J Holmes	DE		34 45%	8	24%
J Crawford	DT		32 49%	14	41%	D Wonnum	DE		25 33%	12	35%
K Fulton	CB		25 38%			A Watts	NT		22 29%	7	21%
V Beasley	LB		16 25%			H Mata'afa	DT		2 3%		
L Murchison	DT		15 23%	6	18%	T Davis	LB		1 1%		
A Hooker	FS		14 22%	27	79%	M Boone	RB			20	59%
K Correa	LB		10 15%	9	26%	A Abdullah	RB			20	59%
I Mack	DT		9 14%			J Metellus	DB			20	59%
T Smith	CB		3 5%	9	26%	D Chisena	WR			20	59%
W Compton	LB		1 2%	18	53%	R Connelly	LB			17	50%
N Dzubnar	LB			27	79%	H Hand	CB			17	50%
J Kalu	CB			27	79%	D Bailey	K			12	35%
D Long	LB			18	53%	B Colquitt	P			9	26%
S Gostkowski	K			16	47%	A Cutting	LS			9	26%
C Milton	CB			15	44%	B Jones	C			6	18%
B Kern	P			10	29%						

B Brinkley	LS	10	29%	G Iloka	FS	6	18%
J Douglas	G	7	21%	E Cleveland	G	6	18%
				M Fields	CB	2	6%

# 2020 TENNESSEE TITANS REGULAR SEASON STATISTICS

Won 3, Lost 0

Date	W-L	Score	OT	Opponent	Attendance
09/14	W	16-14		at Denver	0
09/20	W	33-30		Jacksonville	0
09/27	W	31-30		at Minnesota	0
10/11				Buffalo	
10/18				Houston	
10/25				Pittsburgh	
11/01				at Cincinnati	
11/08				Chicago	
11/12				Indianapolis	
11/22				at Baltimore	
11/29				at Indianapolis	
12/06				Cleveland	
12/13				at Jacksonville	
12/20				Detroit	
12/27				at Green Bay	
01/03				at Houston	

Statistic	Tenn.	Opp.
<b>Total First Downs</b>	<b>72</b>	<b>71</b>
Rushing	23	25
Passing	42	43
Penalty	7	3
3rd Down: Made/Att	17/40	17/33
3rd Down Pct.	42.5	51.5
4th Down: Made/Att	2/2	1/3
4th Down Pct.	100.0	33.3
<b>Possession Avg.</b>	<b>30:17</b>	<b>29:43</b>
<b>Total Net Yards</b>	<b>1175</b>	<b>1267</b>
Avg. Per Game	391.7	422.3
Total Plays	210	195
Avg. Per Play	5.6	6.5
<b>Net Yards Rushing</b>	<b>387</b>	<b>498</b>
Avg. Per Game	129.0	166.0
Total Rushes	102	86
<b>Net Yards Passing</b>	<b>788</b>	<b>769</b>
Avg. Per Game	262.7	256.3
Sacked/Yards Lost	4/21	4/37
Gross Yards	809	806
Att./Completions	104/70	105/68
Completion Pct.	67.3	64.8
Had Intercepted	1	4
<b>Punts/Average</b>	<b>10/46.9</b>	<b>10/45.6</b>
Net Punting Avg.	10/43.3	10/43.2
<b>Penalties/Yards</b>	<b>13/112</b>	<b>16/136</b>
<b>Fumbles/Ball Lost</b>	<b>2/0</b>	<b>8/2</b>
<b>Touchdowns</b>	<b>8</b>	<b>10</b>
Rushing	2	3
Passing	6	7
Returns	0	0

Score By Periods	Q1	Q2	Q3	Q4	OT	PTS
<b>Team</b>	<b>20</b>	<b>20</b>	<b>22</b>	<b>18</b>	<b>0</b>	<b>80</b>
<b>Opponents</b>	<b>21</b>	<b>13</b>	<b>14</b>	<b>26</b>	<b>0</b>	<b>74</b>

Scoring	TD	Rush	Rec	Ret	K-PAT	FG	S	PTS
Gostkowski	0	0	0	0	5/7	9/12	0	32
J. Smith	3	0	3	0			0	18
Henry	2	2	0	0			0	12
C. Davis	1	0	1	0			0	6
Humphries	1	0	1	0			0	6
Pruitt	1	0	1	0			0	6
<b>Team</b>	<b>8</b>	<b>2</b>	<b>6</b>	<b>0</b>	<b>5/7</b>	<b>9/12</b>	<b>0</b>	<b>80</b>
<b>Opponents</b>	<b>10</b>	<b>3</b>	<b>7</b>	<b>0</b>	<b>8/9</b>	<b>2/3</b>	<b>0</b>	<b>74</b>

2-Pt Conv: TM 0-1, OPP 0-1

Sacks: Crawford 1, Fulton 1, Simmons 1, Vaccaro 1, **TM 4, OPP 4**  
 FUM/Lost: Tannehill 2/0

Passing	Att	Cmp	Yds	Cmp%	Yds/Att	TD	TD%	Int	Int%	Long	Sack/Lost	Rating
Tannehill	104	70	809	67.3	7.78	6	5.8	1	1.0	63	3/21	105.8
Humphries	0	0	0	---	---	0	---	0	---	---	1/0	---
<b>Team</b>	<b>104</b>	<b>70</b>	<b>809</b>	<b>67.3</b>	<b>7.78</b>	<b>6</b>	<b>5.8</b>	<b>1</b>	<b>1.0</b>	<b>63</b>	<b>4/21</b>	<b>105.8</b>
<b>Opponents</b>	<b>105</b>	<b>68</b>	<b>806</b>	<b>64.8</b>	<b>7.68</b>	<b>7</b>	<b>6.7</b>	<b>4</b>	<b>3.8</b>	<b>71t</b>	<b>4/37</b>	<b>94.4</b>

Rushing	No.	Yds	Avg	Long	TD
Henry	82	319	3.9	16	2
Tannehill	11	35	3.2	11	0
Batson	1	11	11.0	11	0
D. Evans	3	9	3.0	4	0
Perry	2	9	4.5	6	0
McNichols	2	7	3.5	4	0
Raymond	1	-3	-3.0	-3	0
<b>Team</b>	<b>102</b>	<b>387</b>	<b>3.8</b>	<b>16</b>	<b>2</b>
<b>Opponents</b>	<b>86</b>	<b>498</b>	<b>5.8</b>	<b>39t</b>	<b>3</b>

Receiving	No.	Yds	Avg	Long	TD
C. Davis	15	206	13.7	38	1
Humphries	15	136	9.1	23	1
J. Smith	13	181	13.9	63	3
Firkser	6	50	8.3	16	0
A. Brown	5	39	7.8	12	0
Henry	5	26	5.2	6	0
Raymond	3	118	39.3	61	0
Pruitt	3	17	5.7	10	1
Batson	2	26	13.0	18	0
Blasingame	1	5	5.0	5	0
McNichols	1	5	5.0	5	0
Tannehill	1	0	0.0	0	0
<b>Team</b>	<b>70</b>	<b>809</b>	<b>11.6</b>	<b>63</b>	<b>6</b>
<b>Opponents</b>	<b>68</b>	<b>806</b>	<b>11.9</b>	<b>71t</b>	<b>7</b>

Interceptions	No.	Yds	Avg	Long	TD
Fulton	1	44	44.0	44	0
J. Joseph	1	5	5.0	5	0
Hooker	1	3	3.0	3	0
Landry	1	0	0.0	0	0
<b>Team</b>	<b>4</b>	<b>52</b>	<b>13.0</b>	<b>44</b>	<b>0</b>
<b>Opponents</b>	<b>1</b>	<b>16</b>	<b>16.0</b>	<b>16</b>	<b>0</b>

Punting	No.	Yds	Avg	Net	TB	In	Lg	B
Kern	10	469	46.9	43.3	1	6	66	0
<b>Team</b>	<b>10</b>	<b>469</b>	<b>46.9</b>	<b>43.3</b>	<b>1</b>	<b>6</b>	<b>66</b>	<b>0</b>
<b>Opponents</b>	<b>10</b>	<b>456</b>	<b>45.6</b>	<b>43.2</b>	<b>0</b>	<b>5</b>	<b>56</b>	<b>0</b>

Punt Returns	Ret	FC	Yds	Avg	Long	TD
Raymond	6	2	24	4.0	11	0
<b>Team</b>	<b>6</b>	<b>2</b>	<b>24</b>	<b>4.0</b>	<b>11</b>	<b>0</b>
<b>Opponents</b>	<b>3</b>	<b>4</b>	<b>16</b>	<b>5.3</b>	<b>9</b>	<b>0</b>

Kickoff Returns	No.	Yds	Avg	Long	TD
Raymond	5	101	20.2	30	0
Kalu	1	2	2.0	2	0
<b>Team</b>	<b>6</b>	<b>103</b>	<b>17.2</b>	<b>30</b>	<b>0</b>
<b>Opponents</b>	<b>3</b>	<b>47</b>	<b>15.7</b>	<b>25</b>	<b>0</b>

Field Goals	1-19	20-29	30-39	40-49	50+
Gostkowski	0/0	1/1	3/3	1/4	4/4
<b>Team</b>	<b>0/0</b>	<b>1/1</b>	<b>3/3</b>	<b>1/4</b>	<b>4/4</b>
<b>Opponents</b>	<b>0/0</b>	<b>0/0</b>	<b>1/1</b>	<b>1/2</b>	<b>0/0</b>

**Gostkowski:**  
 (47N,44B,42N,25G) (51G,49G) (39G,31G, 30G,51G,54G,55G)  
 OPP: () (35G) (41G,49N)

## **TITANS CIRCLE THE WAGONS, BEAT BILLS 42-16 AT NISSAN STADIUM**

**BY JIM WYATT  
TENNESSEE TITANS  
OCTOBER 13, 2020**

NASHVILLE – No one circles the wagons like the Tennessee Titans.

Sorry Chris Berman, and the Buffalo Bills.

Ravaged by positive COVID-19 tests, and without several key players on the team's 53-man roster, the Titans beat the Bills 42-16 with an inspired effort on Tuesday night in the first game with fans present at Nissan Stadium during the 2020 season.

The Titans gave fans plenty to cheer about while improving to 4-0.

It was the team's first game in 16 days after having back-to-back games rescheduled, and it came after only one full practice during the week leading up to the contest.

With a depleted roster and a resilient approach, the Titans produced an effort on Tuesday night that surely impressed even Berman, the famed ESPN anchor who coined the catchphrase "No one circles the wagons like the Buffalo Bills" roughly 30 years ago.

"All the credit goes to the players for sticking together, and playing in the manner in which they did," Titans Coach Mike Vrabel said. "I am never going to question this football team. I am never going to question the effort. ... I expect us to win and play with great effort."

Vrabel said the Titans have proven to be a resilient team, long before the recent adversity.

"You don't all of a sudden galvanize when things are bad, and I think that is a testament to these players and what we've tried to build here," Vrabel said. "You don't say, 'There's a s&\*t storm, we better galvanize.' You stay tight

throughout and hope your core values and core beliefs can take over when things get difficult."

These Titans showed a lot of fight in this one.

Titans quarterback Ryan Tannehill completed 21-of-28 passes for 195 yards and three touchdowns, and he also ran for a score.

Running back Derrick Henry carried the ball 19 times for 57 yards and two touchdowns.

Receiver A.J. Brown had seven catches for 82 yards and a touchdown, and tight end Jonnu Smith caught two touchdown passes.

Cornerback Malcolm Butler had two interceptions.

"I'm going to keep it plain and simple: We expected to win," Butler said. "We don't need nobody to give us a chance, we give ourselves a chance, and that's exactly what we did tonight."

According to the NFL, the Titans became the first team to score a touchdown on every red zone possession (minimum 6 red zone drives), have zero turnovers, and allow no sacks since the Patriots defeated the Bills, 56-10, in Week 11 of their undefeated 2007 season.

"I felt really good coming in," Tannehill said. "There was great energy coming in, and guys were excited to come out and play. It's been a long couple of weeks, with ups and downs. We're playing, we're not playing. We're practicing, we're not practicing. We're on Zoom. We're in the building and out of the building. It's been a roller coaster in every which way. But our guys believe in each other, we stuck to the process ... and we came out and believed in each other and made plays when we needed to and won the game."

The Titans started fast, and furious.

First, Butler intercepted Bills quarterback Josh Allen on the third play of the game.

Moments later, Tannehill connected with Brown for a 16-yard touchdown pass to give the Titans a 7-0 lead less than three minutes into the contest.

After the Bills tied it up with a three-yard touchdown pass from Allen to receiver Isaiah McKenzie to make it 7-7, the Titans reclaimed the lead at 14-7 on a one-yard touchdown run by Henry, a drive that was set up by a 40-yard punt return by Kalif Raymond, who also made a 20-yard catch on the drive.

The Bills cut the lead to 14-10 on a 42-yard field goal by kicker Tyler Bass, but the Titans kept on swinging, with stiff-arms (Oh my, Derrick Henry) and plays all around.

"We all had two weeks off, and we all love ball – we were ready to play," Henry said. "We were going to line up with whoever we had to go out there with and go play against a good team and try and win the football. That was our mindset as a team, and it's what we had to go out there and do."

Tannehill capped off a 12-play, 90-yard drive in the closing seconds of the first half with a 10-yard touchdown run. And while he didn't stick the landing on his touchdown celebration, the score gave the Titans a 21-10 lead at the half.

In the second half, Butler provided another spark, and set up another score. Butler intercepted Allen again in the third quarter, and he returned it 68 yards to the Buffalo 13-yard line.

Three plays later, Tannehill connected with Smith for a six-yard touchdown pass to set off the new flashing lights at Nissan Stadium, and change the lights on the scoreboard. The Titans led 28-10 at the end of the third quarter.

The Bills cut the lead to 28-16 with 10 minutes left in the game on a 22-

yard touchdown pass from Allen to T.J. Yeldon.

The Titans extended the lead to 35-16 on another touchdown run by Henry, which capped an 11-play, 75-yard drive.

The Titans forced a turnover on the ensuing kickoff, and Tannehill found Smith for another touchdown – this one a seven-yard completion - - to make it 42-16.

"I think it's a really kind of a special moment," tackle Dennis Kelly said. "With all the unknown, adversity, there were multiple times where guys could've just said, 'Screw it,' whatever, just chop it up as a loss, but that was never the mindset. Guys just came in when we were able to. We're locked in, we're focused, and I think this just showed how strong our team culture is and I think that it's a really proud night.

"It was an overall great team win. Every phase showed up, every phase helped this team win, and that's the goal every week. So, hopefully we can build on it from there."

The Titans face the Houston Texans on Sunday at Nissan Stadium.

###



# Week 5

## National Football League Game Summary

NFL Copyright © 2020 by The National Football League. All rights reserved. This summary and play-by-play is for the express purpose of assisting media in their coverage of the game; any other use of this material is prohibited without the written permission of the National Football League.

Date: Tuesday, 10/13/2020 Buffalo Bills at Tennessee Titans Start Time: 6:05 PM Central  
at Nissan Stadium, Nashville, TN

### Game Day Weather

Game Weather: Sunny Temp: 73° F (22.8° C) Humidity: 32%, Wind: N 3 mph  
 Played Open Stadium on Turf: Grass Outdoor Weather: Sunny, Wind Chill: 73

### Officials

Referee: Cheffers, Carl (51)	Umpire: Slaughter, Tab (110)	Down Judge: McKenzie, Dana (8)
Line Judge: Coleman IV, Walt (65)	Field Judge: Shaw, Dale (104)	Side Judge: Hall, Eugene (103)
Back Judge: Paganelli, Perry (46)	Replay Official: McGrath, John (0)	

### Lineups

Buffalo Bills			Tennessee Titans			
Offense		Defense	Offense		Defense	
LT 73	D.Dawkins	LDE 93	T.Murphy	TE 87	G.Swaim	
LG 70	C.Ford	DT 91	E.Oliver	TE 81	J.Smith	
C 60	M.Morse	DT 99	H.Phillips	LT 77	T.Lewan	
RG 66	B.Winters	RDE 55	J.Hughes	LG 76	R.Saffold	
RT 75	Da.Williams	MLB 49	T.Edmunds	C 60	B.Jones	
TE 88	D.Knox	WLB 53	T.Dodson	RG 64	N.Davis	
QB 17	J.Allen	NCB 47	C.Lewis	RT 71	D.Kelly	
RB 26	D.Singletery	FS 31	D.Marlowe	WR 14	K.Raymond	
WR 14	S.Diggs	RCB 29	J.Norman	TE 86	A.Firkser	
WR 13	G.Davis	S 21	J.Poyer	QB 17	R.Tannehill	
WR 19	I.McKenzie	SS 23	M.Hyde	RB 22	D.Henry	
					CB 21	M.Butler

### Substitutions

K 2 T.Bass, QB 5 M.Barkley, P 9 C.Bojorquez, WR 11 C.Beasley, WR 18 A.Roberts, RB 22 T.Yeldon, CB 24 T.Johnson, RB 25 T.Jones, S 33 S.Neal, LB 40 D.Lacey, LB 44 T.Matakevich, S 46 J.Johnson, LB 54 A.Klein, DE 57 A.Epenesa, LB 59 A.Smith, G 65 I.Boettger, LS 69 R.Ferguson, OL 71 R.Bates, T 77 T.Nsekhe, TE 81 T.Kroft, TE 86 R.Gilliam, DL 90 Q.Jefferson, DE 92 D.Johnson, DT 94 V.Butler, DE 97 M.Addison

### Substitutions

K 3 S.Gostkowski, P 6 B.Kern, WR 11 A.Brown, WR 15 N.Westbrook, WR 16 C.Hollister, DB 23 T.Smith, RB 28 J.McNichols, CB 30 C.Milton, RB 32 D.Evans, CB 36 K.Orr, DB 37 A.Hooker, DE 44 V.Beasley, DB 46 J.Kalu, LS 48 B.Brinkley, LB 49 N.Dzubnar, LB 51 D.Long, LB 53 W.Compton, LB 56 D.Bates, C 62 A.Brewer, T 70 T.Sambrailo, OL 72 D.Quessenberry, G 75 J.Douglas, DT 91 L.Murchison, DT 92 M.Dickerson, DT 97 I.Mack

### Did Not Play

CB 30 D.Jackson

### Did Not Play

QB 5 L.Woodside

### Not Active

QB 10 J.Fromm, WR 15 J.Brown, RB 20 Z.Moss, CB 27 T.White, LB 58 M.Milano, G 67 Q.Spain, TE 85 L.Smith

### Not Active

CB 26 K.Fulton, OLB 40 K.Correa, DE 50 D.Roberson, C 52 D.Munyer

### Field Goals (made ( ) & missed)

T.Bass (43)

		1	2	3	4	OT	Total
VISITOR:	Buffalo Bills	7	3	0	6	0	16
HOME:	Tennessee Titans	7	14	7	14	0	42

### Scoring Plays

Team	Qtr	Time	Play Description (Extra Point) (Drive Info)	Visitor	Home
Titans	1	12:45	A.Brown 16 yd. pass from R.Tannehill (S.Gostkowski kick) (2-16, 0:44)	0	7
Bills	1	6:02	I.McKenzie 3 yd. pass from J.Allen (T.Bass kick) (15-76, 6:43)	7	7
Titans	2	13:54	D.Henry 1 yd. run (S.Gostkowski kick) (7-30, 3:05)	7	14
Bills	2	8:35	T.Bass 43 yd. Field Goal (10-50, 5:19)	10	14
Titans	2	0:16	R.Tannehill 10 yd. run (S.Gostkowski kick) (12-90, 2:39)	10	21
Titans	3	1:49	J.Smith 4 yd. pass from R.Tannehill (S.Gostkowski kick) (3-12, 1:16)	10	28
Bills	4	10:00	T.Yeldon 22 yd. pass from J.Allen (pass failed) (14-90, 6:49)	16	28
Titans	4	3:57	D.Henry 9 yd. run (S.Gostkowski kick) (11-75, 6:03)	16	35
Titans	4	1:59	J.Smith 7 yd. pass from R.Tannehill (S.Gostkowski kick) (6-18, 1:50)	16	42

# Week 5

## National Football League Game Summary

NFL Copyright © 2020 by The National Football League. All rights reserved. This summary and play-by-play is for the express purpose of assisting media in their coverage of the game; any other use of this material is prohibited without the written permission of the National Football League.

---

Paid Attendance: 8,403

Time: 2:55

# Final Individual Statistics

## Buffalo Bills

RUSHING	ATT	YDS	AVG	LG	TD
T.Yeldon	7	52	7.4	34	0
D.Singleary	11	25	2.3	6	0
J.Allen	4	18	4.5	7	0
<b>Total</b>	<b>22</b>	<b>95</b>	<b>4.3</b>	<b>34</b>	<b>0</b>

PASSING	ATT	CMP	YDS	SK/YD	TD	LG	IN	RT
J.Allen	41	26	263	1/10	2	22	2	77.6
M.Barkley	5	3	22	0/0	0	11	0	70.4
<b>Total</b>	<b>46</b>	<b>29</b>	<b>285</b>	<b>1/10</b>	<b>2</b>	<b>22</b>	<b>2</b>	<b>76.8</b>

PASS RECEIVING	TAR	REC	YDS	AVG	LG	TD
S.Diggs	16	10	106	10.6	19	0
C.Beasley	6	6	53	8.8	14	0
G.Davis	9	5	58	11.6	15	0
I.McKenzie	4	4	7	1.8	9	1
T.Yeldon	3	1	22	22.0	22	1
A.Roberts	2	1	16	16.0	16	0
D.Knox	3	1	15	15.0	15	0
D.Singleary	1	1	8	8.0	8	0
T.Jones	1	0	0	0.0	0	0
<b>Total</b>	<b>45</b>	<b>29</b>	<b>285</b>	<b>9.8</b>	<b>22</b>	<b>2</b>

INTERCEPTIONS	NO	YDS	AVG	LG	TD
<b>Total</b>	<b>0</b>	<b>0</b>	<b>0</b>	<b>0</b>	<b>0</b>

PUNTING	NO	YDS	AVG	NET	TB	IN20	LG
C.Bojorquez	2	128	64.0	44.0	0	1	71
<b>Total</b>	<b>2</b>	<b>128</b>	<b>64.0</b>	<b>44.0</b>	<b>0</b>	<b>1</b>	<b>71</b>

PUNT RETURNS	NO	YDS	AVG	FC	LG	TD
A.Roberts	1	-1	-1.0	1	-1	0
[DOWNED]	1	0	0.0	0	0	0
<b>Total</b>	<b>1</b>	<b>-1</b>	<b>-1.0</b>	<b>1</b>	<b>-1</b>	<b>0</b>

KICKOFF RETURNS	NO	YDS	AVG	FC	LG	TD
A.Roberts	6	138	23.0	0	30	0
[TOUCHBACK]	1	0	0.0	0	0	0
<b>Total</b>	<b>6</b>	<b>138</b>	<b>23.0</b>	<b>0</b>	<b>30</b>	<b>0</b>

## Tennessee Titans

RUSHING	ATT	YDS	AVG	LG	TD
D.Henry	19	57	3.0	12	2
R.Tannehill	4	42	10.5	23	1
J.McNichols	9	28	3.1	7	0
D.Evans	2	12	6.0	9	0
<b>Total</b>	<b>34</b>	<b>139</b>	<b>4.1</b>	<b>23</b>	<b>3</b>

PASSING	ATT	CMP	YDS	SK/YD	TD	LG	IN	RT
R.Tannehill	28	21	195	0/0	3	20	0	129.3
<b>Total</b>	<b>28</b>	<b>21</b>	<b>195</b>	<b>0/0</b>	<b>3</b>	<b>20</b>	<b>0</b>	<b>129.3</b>

PASS RECEIVING	TAR	REC	YDS	AVG	LG	TD
A.Brown	9	7	82	11.7	16	1
J.Smith	7	5	40	8.0	14	2
A.Firkser	5	3	19	6.3	12	0
K.Raymond	2	2	26	13.0	20	0
C.Hollister	1	1	12	12.0	12	0
N.Westbrook	1	1	7	7.0	7	0
D.Henry	2	1	6	6.0	6	0
J.McNichols	1	1	3	3.0	3	0
<b>Total</b>	<b>28</b>	<b>21</b>	<b>195</b>	<b>9.3</b>	<b>20</b>	<b>3</b>

INTERCEPTIONS	NO	YDS	AVG	LG	TD
M.Butler	2	97	48.5	68	0
<b>Total</b>	<b>2</b>	<b>97</b>	<b>48.5</b>	<b>68</b>	<b>0</b>

PUNTING	NO	YDS	AVG	NET	TB	IN20	LG
B.Kern	3	128	42.7	43.0	0	3	55
<b>Total</b>	<b>3</b>	<b>128</b>	<b>42.7</b>	<b>43.0</b>	<b>0</b>	<b>3</b>	<b>55</b>

PUNT RETURNS	NO	YDS	AVG	FC	LG	TD
K.Raymond	2	40	20.0	0	40	0
<b>Total</b>	<b>2</b>	<b>40</b>	<b>20.0</b>	<b>0</b>	<b>40</b>	<b>0</b>

KICKOFF RETURNS	NO	YDS	AVG	FC	LG	TD
K.Raymond	2	35	17.5	0	22	0
[TOUCHBACK]	2	0	0.0	0	0	0
<b>Total</b>	<b>2</b>	<b>35</b>	<b>17.5</b>	<b>0</b>	<b>22</b>	<b>0</b>

### Buffalo Bills

FUMBLES	FUM	LOST	OWN-REC	YDS	TD	FORCED	OPP-REC	YDS	TD	OUT-BDS
T.Yeldon	1	0	1	0	0	0	0	0	0	0
A.Roberts	1	1	0	0	0	0	0	0	0	0
<b>Total</b>	<b>2</b>	<b>1</b>	<b>1</b>	<b>0</b>	<b>0</b>	<b>0</b>	<b>0</b>	<b>0</b>	<b>0</b>	<b>0</b>

### Tennessee Titans

FUMBLES	FUM	LOST	OWN-REC	YDS	TD	FORCED	OPP-REC	YDS	TD	OUT-BDS
J.Brown	0	0	0	0	0	1	0	0	0	0
D.Long	0	0	0	0	0	1	0	0	0	0
K.Orr	0	0	0	0	0	0	1	8	0	0
<b>Total</b>	<b>0</b>	<b>0</b>	<b>0</b>	<b>0</b>	<b>0</b>	<b>2</b>	<b>1</b>	<b>8</b>	<b>0</b>	<b>0</b>

## Final Team Statistics

	Visitor Bills	Home Titans
TOTAL FIRST DOWNS	23	25
By Rushing	7	9
By Passing	16	14
By Penalty	0	2
THIRD DOWN EFFICIENCY	13-17-76%	6-10-60%
FOURTH DOWN EFFICIENCY	0-0-0%	1-1-100%
TOTAL NET YARDS	370	334
Total Offensive Plays (inc. times thrown passing)	69	62
Average gain per offensive play	5.4	5.4
NET YARDS RUSHING	95	139
Total Rushing Plays	22	34
Average gain per rushing play	4.3	4.1
Tackles for a loss-number and yards	2-5	2-4
NET YARDS PASSING	275	195
Times thrown - yards lost attempting to pass	1-10	0-0
Gross yards passing	285	195
PASS ATTEMPTS-COMPLETIONS-HAD INTERCEPTED	46-29-2	28-21-0
Avg gain per pass play (inc.# thrown passing)	5.9	7.0
KICKOFFS Number-In End Zone-Touchbacks	4-2-2	7-4-1
PUNTS Number and Average	2-64.0	3-42.7
Had Blocked	0	0
FGs - PATs Had Blocked	0-0	0-0
Net Punting Average	44.0	43.0
TOTAL RETURN YARDAGE (Not Including Kickoffs)	-1	137
No. and Yards Punt Returns	1--1	2-40
No. and Yards Kickoff Returns	6-138	2-35
No. and Yards Interception Returns	0-0	2-97
PENALTIES Number and Yards	10-56	6-46
FUMBLES Number and Lost	2-1	0-0
TOUCHDOWNS	2	6
Rushing	0	3
Passing	2	3
EXTRA POINTS Made-Attempts	1-2	6-6
Kicking Made-Attempts	1-1	6-6
Passing Made-Attempts	0-1	0-0
FIELD GOALS Made-Attempts	1-1	0-0
RED ZONE EFFICIENCY	2-2-100%	6-6-100%
GOAL TO GO EFFICIENCY	0-0-0%	4-4-100%
SAFETIES	0	0
FINAL SCORE	16	42
TIME OF POSSESSION	32:24	27:36

## Ball Possession And Drive Chart

## Buffalo Bills

#	Time Recd	Time Lost	Time Poss	How Ball Obtained	Drive Began	# Play	Yds Gain	Yds Pen	Net Yds	1st Down	Last Scrm	How Given Up
1	15:00	13:29	1:31	Kickoff	BUF 20	3	6	0	6	0	BUF 26	Interception
2	12:45	6:02	6:43	Kickoff	BUF 24	15	76	0	76	6	* TEN 3	Touchdown
3	3:53	1:59	1:54	Punt	BUF 9	3	9	-5	4	0	BUF 13	Punt
4	13:54	8:35	5:19	Kickoff	BUF 25	10	50	0	50	3	TEN 25	Field Goal
5	3:55	2:55	1:00	Punt	BUF 9	3	1	0	1	0	BUF 10	Punt
6	0:16	0:00	0:16	Kickoff	BUF 25	1	-1	0	-1	0	BUF 25	End of Half
7	9:50	3:05	6:45	Punt	BUF 3	14	64	0	64	5	TEN 33	Interception
8	1:49	10:00	6:49	Kickoff	BUF 10	14	105	-15	90	6	* TEN 22	Touchdown
9	3:57	3:49	0:08	Kickoff		0	0	0	0	0		Fumble
10	1:59	0:00	1:59	Kickoff	BUF 31	7	60	0	60	3	TEN 20	End of Game

(156) Average BUF 17

## Tennessee Titans

#	Time Recd	Time Lost	Time Poss	How Ball Obtained	Drive Began	# Play	Yds Gain	Yds Pen	Net Yds	1st Down	Last Scrm	How Given Up
1	13:29	12:45	0:44	Interception	BUF 16	2	16	0	16	1	* BUF 16	Touchdown
2	6:02	3:53	2:09	Kickoff	TEN 19	4	16	0	16	1	TEN 35	Punt
3	1:59	13:54	3:05	Punt	BUF 30	7	40	-10	30	3	* BUF 1	Touchdown
4	8:35	3:55	4:40	Kickoff	TEN 25	8	44	-10	34	3	BUF 41	Punt
5	2:55	0:16	2:39	Punt	TEN 10	12	78	12	90	6	* BUF 10	Touchdown
6	15:00	9:50	5:10	Kickoff	TEN 12	9	44	0	44	3	BUF 44	Punt
7	3:05	1:49	1:16	Interception	BUF 12	3	8	4	12	2	* BUF 4	Touchdown
8	10:00	3:57	6:03	Kickoff	TEN 25	11	70	5	75	4	* BUF 9	Touchdown
9	3:49	1:59	1:50	Fumble	BUF 18	6	18	0	18	2	* BUF 7	Touchdown

(415) Average TEN 46

\* inside opponent's 20

Time of Possession by Quarter		1st	2nd	3rd	4th	OT	Total
Visitor	Buffalo Bills	10:08	6:35	8:34	7:07		32:24
Home	Tennessee Titans	4:52	8:25	6:26	7:53		27:36
Kickoff Drive No.-Start Average		Bills: 6 - BUF 22		Titans: 4 - TEN 20			

## Final Defensive Statistics

Buffalo Bills	Regular Defensive Plays											Special Teams					Misc				
	TKL	AST	COMB	SK	/ YDS	TFL	Q	IN	PD	FF	FR	TKL	AST	FF	FR	BL	TKL	AST	FF	FR	
T.Edmunds	4	4	8	0	0	0	0	0	1	0	0	0	0	0	0	0	0	0	0	0	0
J.Norman	7	0	7	0	0	1	0	0	1	0	0	0	0	0	0	0	0	0	0	0	0
J.Poyer	6	1	7	0	0	0	0	0	0	0	0	1	0	0	0	0	0	0	0	0	0
C.Lewis	5	2	7	0	0	0	0	0	0	0	0	0	0	0	0	0	0	0	0	0	0
T.Dodson	5	2	7	0	0	0	0	0	0	0	0	0	0	0	0	0	0	0	0	0	0
T.Johnson	5	2	7	0	0	0	0	0	0	0	0	0	0	0	0	0	0	0	0	0	0
Q.Jefferson	3	1	4	0	0	0	1	0	0	0	0	0	0	0	0	0	0	0	0	0	0
M.Hyde	1	3	4	0	0	0	0	0	0	0	0	0	0	0	0	0	0	0	0	0	0
T.Murphy	2	1	3	0	0	0	0	0	0	0	0	0	0	0	0	0	0	0	0	0	0
M.Addison	1	2	3	0	0	0	1	0	1	0	0	0	0	0	0	0	0	0	0	0	0
V.Butler	1	1	2	0	0	0	0	0	0	0	0	0	0	0	0	0	0	0	0	0	0
J.Hughes	0	2	2	0	0	0	0	0	0	0	0	0	0	0	0	0	0	0	0	0	0
A.Klein	1	0	1	0	0	0	0	0	0	0	0	0	0	0	0	0	0	0	0	0	0
D.Marlowe	1	0	1	0	0	0	0	0	0	0	0	0	0	0	0	0	0	0	0	0	0
A.Epenesa	1	0	1	0	0	1	0	0	0	0	0	0	0	0	0	0	0	0	0	0	0
E.Oliver	0	1	1	0	0	0	0	0	0	0	0	0	0	0	0	0	0	0	0	0	0
H.Phillips	0	1	1	0	0	0	0	0	0	0	0	0	0	0	0	0	0	0	0	0	0
T.Jones	0	0	0	0	0	0	0	0	0	0	0	1	0	0	0	0	0	0	0	0	0
C.Bojorquez	0	0	0	0	0	0	0	0	0	0	0	1	0	0	0	0	0	0	0	0	0
T.Matakevich	0	0	0	0	0	0	0	0	0	0	0	1	0	0	0	0	0	0	0	0	0
D.Johnson	0	0	0	0	0	0	0	0	0	0	0	1	0	0	0	0	0	0	0	0	0
Da.Williams	0	0	0	0	0	0	0	0	0	0	0	0	0	0	0	0	1	0	0	0	0
J.Allen	0	0	0	0	0	0	0	0	0	0	0	0	0	0	0	0	1	0	0	0	0
T.Yeldon	0	0	0	0	0	0	0	0	0	0	0	0	0	0	0	0	0	0	0	0	1
<b>Total</b>	<b>43</b>	<b>23</b>	<b>66</b>	<b>0</b>	<b>0</b>	<b>2</b>	<b>2</b>	<b>0</b>	<b>3</b>	<b>0</b>	<b>0</b>	<b>5</b>	<b>0</b>	<b>0</b>	<b>0</b>	<b>0</b>	<b>2</b>	<b>0</b>	<b>0</b>	<b>0</b>	<b>1</b>

TKL = Tackle AST = Assist COMB = Combined QH=QB Hit IN = Interception PD = Pass Defense FF = Forced Fumble FR = Fumble Recovery

## Final Defensive Statistics

Tennessee Titans	Regular Defensive Plays											Special Teams					Misc			
	TKL	AST	COMB	SK	/ YDS	TFL	QH	IN	PD	FF	FR	TKL	AST	FF	FR	BL	TKL	AST	FF	FR
R.Evans	6	2	8	0	0	0	0	0	0	0	0	0	0	0	0	0	0	0	0	0
M.Butler	7	0	7	0	0	1	0	2	2	0	0	0	0	0	0	0	0	0	0	0
J.Brown	3	2	5	0	0	0	0	0	0	1	0	0	0	0	0	0	0	0	0	0
K.Orr	4	0	4	0	0	0	0	0	0	0	0	0	0	0	1	0	0	0	0	0
K.Vaccaro	4	0	4	0	0	1	0	0	0	0	0	0	0	0	0	0	0	0	0	0
C.Jackson	3	1	4	0	0	0	0	0	1	0	0	0	0	0	0	0	0	0	0	0
H.Landry	3	0	3	1	10	1	1	0	0	0	0	0	0	0	0	0	0	0	0	0
K.Byard	2	0	2	0	0	0	0	0	1	0	0	0	0	0	0	0	0	0	0	0
J.Joseph	2	0	2	0	0	0	0	0	1	0	0	0	0	0	0	0	0	0	0	0
A.Hooker	2	0	2	0	0	0	0	0	0	0	0	1	0	0	0	0	0	0	0	0
T.Smith	2	0	2	0	0	0	0	0	0	0	0	0	0	0	0	0	0	0	0	0
D.Long	1	1	2	0	0	0	0	0	0	0	0	1	1	1	0	0	0	0	0	0
D.Jones	1	1	2	0	0	0	0	0	0	0	0	0	0	0	0	0	0	0	0	0
L.Murchison	1	1	2	0	0	1	0	0	0	0	0	0	0	0	0	0	0	0	0	0
M.Dickerson	0	2	2	0	0	0	0	0	0	0	0	0	0	0	0	0	0	0	0	0
J.Crawford	1	0	1	0	0	0	1	0	0	0	0	0	0	0	0	0	0	0	0	0
J.Clowney	1	0	1	0	0	0	0	0	2	0	0	0	0	0	0	0	0	0	0	0
W.Compton	1	0	1	0	0	0	0	0	0	0	0	0	0	0	0	0	0	0	0	0
V.Beasley	0	1	1	0	0	0	0	0	0	0	0	0	0	0	0	0	0	0	0	0
I.Mack	0	0	0	0	0	0	1	0	0	0	0	0	0	0	0	0	0	0	0	0
N.Dzubnar	0	0	0	0	0	0	0	0	0	0	0	2	1	0	0	0	0	0	0	0
C.Milton	0	0	0	0	0	0	0	0	0	0	0	1	0	0	0	0	0	0	0	0
J.Kalu	0	0	0	0	0	0	0	0	0	0	0	1	0	0	0	0	0	0	0	0
<b>Total</b>	<b>44</b>	<b>11</b>	<b>55</b>	<b>1</b>	<b>10</b>	<b>4</b>	<b>3</b>	<b>2</b>	<b>7</b>	<b>1</b>	<b>0</b>	<b>6</b>	<b>2</b>	<b>1</b>	<b>1</b>	<b>0</b>	<b>0</b>	<b>0</b>	<b>0</b>	<b>0</b>







## Play By Play

## First Quarter

10/13/2020

TEN wins the coin toss and elects to defer. BUF elects to Receive, and TEN elects to defend the north goal.

S.Gostkowski kicks 65 yards from TEN 35 to BUF 0. A.Roberts to BUF 20 for 20 yards (N.Dzubnar; D.Long).

Buffalo Bills at 15:00, (1st play from scrimmage 14:55)

- 1-10-BUF 20 (14:55) (Shotgun) D.Singletary right tackle to BUF 23 for 3 yards (D.Jones).
- 2-7-BUF 23 (14:19) (Shotgun) D.Singletary right guard to BUF 26 for 3 yards (K.Byard).
- 3-4-BUF 26 (13:41) (Shotgun) J.Allen pass deep left intended for A.Roberts INTERCEPTED by M.Butler at BUF 45. M.Butler to BUF 16 for 29 yards (Da.Williams).

Tennessee Titans at 13:29

- 1-10-BUF 16 (13:29) D.Henry right end to BUF 16 for no gain (C.Lewis).
- 2-10-BUF 16 (12:50) (Shotgun) R.Tannehill pass deep left to A.Brown for 16 yards, TOUCHDOWN. P1
- S.Gostkowski extra point is GOOD, Center-B.Brinkley, Holder-B.Kern.

BUF 0 TEN 7, 2 plays, 16 yards, 0:44 drive, 2:15 elapsed

S.Gostkowski kicks 66 yards from TEN 35 to BUF -1. A.Roberts to BUF 24 for 25 yards (N.Dzubnar).

Buffalo Bills at 12:45, (1st play from scrimmage 12:41)

- 1-10-BUF 24 (12:41) (Shotgun) J.Allen pass incomplete deep middle to G.Davis.
- 2-10-BUF 24 (12:35) (Shotgun) J.Allen pass short left to S.Diggs to BUF 33 for 9 yards (M.Butler).
- 3-1-BUF 33 (11:58) T.Yeldon up the middle to BUF 36 for 3 yards (K.Vaccaro). R1
- 1-10-BUF 36 (11:23) J.Allen pass deep right to S.Diggs to TEN 45 for 19 yards (R.Evans). P2
- 1-10-TEN 45 (10:36) (Shotgun) D.Singletary up the middle to TEN 48 for -3 yards (L.Murchison, C.Jackson).
- 2-13-TEN 48 (9:59) (Shotgun) J.Allen pass incomplete short right to D.Knox.
- 3-13-TEN 48 (9:56) (Shotgun) J.Allen pass short right to G.Davis to TEN 33 for 15 yards (J.Brown). P3
- 1-10-TEN 33 (9:33) (No Huddle) J.Allen up the middle to TEN 31 for 2 yards (H.Landry).
- PENALTY on TEN-J.Clowney, Defensive Offside, 5 yards, enforced at TEN 33 - No Play.
- 1-5-TEN 28 (9:09) (Shotgun) J.Allen pass incomplete short middle to S.Diggs.
- 2-5-TEN 28 (9:04) (Shotgun) D.Singletary up the middle to TEN 30 for -2 yards (K.Vaccaro).
- 3-7-TEN 30 (8:22) (Shotgun) J.Allen scrambles up the middle to TEN 23 for 7 yards (A.Hooker). R4
- 1-10-TEN 23 (7:40) (Shotgun) J.Allen pass incomplete deep right.
- 2-10-TEN 23 (7:32) (Shotgun) J.Allen pass incomplete deep right to T.Jones.
- 3-10-TEN 23 (7:26) (Shotgun) J.Allen pass deep middle to G.Davis for 23 yards, TOUCHDOWN NULLIFIED by Penalty.
- PENALTY on BUF, Illegal Shift, 5 yards, enforced at TEN 23 - No Play.
- 3-15-TEN 28 (7:22) (Shotgun) J.Allen pass deep left to A.Roberts ran ob at TEN 12 for 16 yards. P5
- 1-10-TEN 12 (6:47) J.Allen pass short right to G.Davis to TEN 3 for 9 yards (K.Vaccaro).
- 2-1-TEN 3 (6:06) (Shotgun) J.Allen pass short middle to I.McKenzie for 3 yards, TOUCHDOWN. P6
- T.Bass extra point is GOOD, Center-R.Ferguson, Holder-C.Bojorquez.

BUF 7 TEN 7, 15 plays, 76 yards, 1 penalty, 6:43 drive, 8:58 elapsed

T.Bass kicks 59 yards from BUF 35 to TEN 6. K.Raymond to TEN 19 for 13 yards (T.Jones).

Tennessee Titans at 6:02, (1st play from scrimmage 5:58)

- 1-10-TEN 19 (5:58) R.Tannehill pass short left to A.Brown to TEN 30 for 11 yards (T.Dodson). P2
- 1-10-TEN 30 (5:14) D.Henry up the middle to TEN 32 for 2 yards (J.Hughes; M.Addison).
- 2-8-TEN 32 (4:37) D.Evans right end pushed ob at TEN 35 for 3 yards (T.Johnson).
- 3-5-TEN 35 (4:07) (Shotgun) R.Tannehill pass incomplete short left to J.Smith [Q.Jefferson].
- 4-5-TEN 35 (4:03) B.Kern punts 55 yards to BUF 10, Center-B.Brinkley. A.Roberts to BUF 9 for -1 yards (C.Milton).

Buffalo Bills at 3:53

- 1-10-BUF 9 (3:53) (Shotgun) D.Singletary left end to BUF 15 for 6 yards (M.Butler).
- 2-4-BUF 15 (3:18) (Shotgun) D.Singletary up the middle to BUF 18 for 3 yards (L.Murchison; D.Jones).
- 3-1-BUF 18 (2:35) PENALTY on BUF-G.Davis, False Start, 5 yards, enforced at BUF 18 - No Play.
- 3-6-BUF 13 (2:19) (Shotgun) J.Allen pass incomplete short left to S.Diggs (K.Byard).
- 4-6-BUF 13 (2:14) C.Bojorquez punts 57 yards to TEN 30, Center-R.Ferguson. K.Raymond pushed ob at BUF 30 for 40 yards (C.Bojorquez).

Tennessee Titans at 1:59

- 1-10-BUF 30 (1:59) R.Tannehill pass incomplete short left to D.Henry (M.Addison).
- 2-10-BUF 30 (1:54) D.Henry right tackle to BUF 30 for no gain (C.Lewis, M.Hyde).

Buffalo Bills vs Tennessee Titans at Nissan Stadium

3-10-BUF 30 (1:16) (Shotgun) R.Tannehill pass short left to J.Smith to BUF 17 for 13 yards (T.Edmunds).  
 PENALTY on TEN-N.Westbrook, Offensive Pass Interference, 10 yards, enforced at BUF 30 - No Play.  
 3-20-BUF 40 (:53) (Shotgun) R.Tannehill pass short middle to K.Raymond to BUF 20 for 20 yards (T.Johnson).  
1-10-BUF 20 (:13) D.Henry right tackle to BUF 18 for 2 yards (M.Addison).

END OF QUARTER

	Score	Time Poss	First Downs				Efficiencies	
			R	P	X	T	3 Down	4 Down
Buffalo Bills	7	10:08	2	4	0	6	4/6	0/0
Tennessee Titans	7	4:52	0	3	0	3	1/2	0/0

## Second Quarter

10/13/2020

## Play By Play

Tennessee Titans continued.

2-8-BUF 18	(15:00) R.Tannehill pass short right to A.Brown to BUF 2 for 16 yards (M.Hyde; T.Johnson).	P4
<u>1-2-BUF 2</u>	(14:33) (No Huddle, Shotgun) D.Henry up the middle to BUF 1 for 1 yard (T.Murphy).	
2-1-BUF 1	(13:57) D.Henry up the middle for 1 yard, TOUCHDOWN.	R5
	S.Gostkowski extra point is GOOD, Center-B.Brinkley, Holder-B.Kern.	

BUF 7 TEN 14, 7 plays, 30 yards, 3:05 drive, 1:06 elapsed
---

S.Gostkowski kicks 64 yards from TEN 35 to BUF 1. A.Roberts pushed ob at BUF 25 for 24 yards (J.Kalu).

Buffalo Bills at 13:54, (1st play from scrimmage 13:49)

1-10-BUF 25	(13:49) (Shotgun) J.Allen pass short right to D.Knox to BUF 40 for 15 yards (R.Evans).	P7
<u>1-10-BUF 40</u>	(13:02) (Shotgun) J.Allen pass incomplete short left to D.Knox.	
2-10-BUF 40	(12:57) (Shotgun) J.Allen pass short right to S.Diggs ran ob at TEN 46 for 14 yards.	P8
<u>1-10-TEN 46</u>	(12:25) (Shotgun) J.Allen sacked at BUF 44 for -10 yards (H.Landry).	
2-20-BUF 44	(11:39) (Shotgun) J.Allen pass short left to G.Davis to TEN 44 for 12 yards (M.Butler).	
3-8-TEN 44	(10:52) (Shotgun) J.Allen pass short right to S.Diggs to TEN 32 for 12 yards (J.Joseph) [J.Crawford].	P9
<u>1-10-TEN 32</u>	(10:05) (Shotgun) T.Yeldon up the middle to TEN 29 for 3 yards (C.Jackson).	
2-7-TEN 29	(9:21) (Shotgun) T.Yeldon up the middle to TEN 25 for 4 yards (J.Brown; V.Beasley). FUMBLES (J.Brown), and recovers at TEN 25.	
3-3-TEN 25	(8:42) (Shotgun) J.Allen pass incomplete short left to S.Diggs.	
4-3-TEN 25	(8:38) T.Bass 43 yard field goal is GOOD, Center-R.Ferguson, Holder-C.Bojorquez.	

BUF 10 TEN 14, 10 plays, 50 yards, 5:19 drive, 6:25 elapsed
---

T.Bass kicks 65 yards from BUF 35 to end zone, Touchback.

Tennessee Titans at 8:35

1-10-TEN 25	(8:35) R.Tannehill pass short middle to J.Smith to TEN 39 for 14 yards (J.Norman).	P6
<u>1-10-TEN 39</u>	(7:57) D.Evans right end ran ob at TEN 48 for 9 yards (T.Johnson).	
2-1-TEN 48	(7:23) PENALTY on TEN-A.Brown, False Start, 5 yards, enforced at TEN 48 - No Play.	
2-6-TEN 43	(7:06) (Shotgun) R.Tannehill pass short left to N.Westbrook pushed ob at 50 for 7 yards (C.Lewis).	P7
<u>1-10-50</u>	(6:47) R.Tannehill pass short right to J.Smith to BUF 44 for 6 yards (T.Dodson).	
2-4-BUF 44	(6:03) D.Henry left end ran ob at BUF 40 for 4 yards (M.Hyde).	
	Penalty on BUF-Q.Jefferson, Defensive Offside, offsetting, enforced at BUF 44 - No Play.	
	Penalty on TEN-B.Jones, Offensive Holding, offsetting.	
2-4-BUF 44	(5:36) D.Henry left end to BUF 39 for 5 yards (J.Norman, T.Edmunds).	R8
<u>1-10-BUF 39</u>	(4:51) R.Tannehill pass incomplete short middle to A.Brown (J.Norman).	
2-10-BUF 39	(4:45) J.McNichols right guard to BUF 36 for 3 yards (T.Edmunds, T.Dodson).	
3-7-BUF 36	(4:05) (Shotgun) R.Tannehill pass incomplete short right to A.Brown.	
4-7-BUF 36	(4:01) (Punt formation) PENALTY on TEN, Delay of Game, 5 yards, enforced at BUF 36 - No Play.	
4-12-BUF 41	(4:01) B.Kern punts 32 yards to BUF 9, Center-B.Brinkley, fair catch by A.Roberts.	

Buffalo Bills at 3:55

1-10-BUF 9	(3:55) (Shotgun) D.Singletary left end to BUF 10 for 1 yard (R.Evans, M.Dickerson).	
2-9-BUF 10	(3:21) (No Huddle, Shotgun) J.Allen pass incomplete short right to S.Diggs (J.Joseph).	
3-9-BUF 10	(3:15) (Shotgun) J.Allen pass incomplete short right to S.Diggs (C.Jackson).	
4-9-BUF 10	(3:09) C.Bojorquez punts 71 yards to TEN 19, Center-R.Ferguson. K.Raymond to TEN 27 for 8 yards (T.Matakevich).	
	PENALTY on TEN-T.Smith, Offensive Holding, 9 yards, enforced at TEN 19.	

Tennessee Titans at 2:55

1-10-TEN 10	(2:55) PENALTY on BUF-E.Oliver, Neutral Zone Infraction, 5 yards, enforced at TEN 10 - No Play.	
1-5-TEN 15	(2:55) D.Henry left guard to TEN 16 for 1 yard (C.Lewis).	
2-4-TEN 16	(2:18) D.Henry right tackle to TEN 28 for 12 yards (J.Poyer).	R9

Two-Minute Warning

<u>1-10-TEN 28</u>	(2:00) (Shotgun) J.McNichols up the middle to TEN 32 for 4 yards (Q.Jefferson).	
2-6-TEN 32	(1:40) (No Huddle, Shotgun) R.Tannehill scrambles right end pushed ob at TEN 38 for 6 yards (Q.Jefferson).	R10
<u>1-10-TEN 38</u>	(1:33) (No Huddle, Shotgun) R.Tannehill pass short right to J.Smith to TEN 47 for 9 yards (J.Poyer).	
2-1-TEN 47	(1:13) (No Huddle, Shotgun) R.Tannehill pass short left to A.Brown to BUF 41 for 12 yards (J.Norman).	P11
<u>1-10-BUF 41</u>	(:55) (No Huddle, Shotgun) R.Tannehill pass short left to K.Raymond pushed ob at BUF 35 for 6 yards (T.Johnson).	

Buffalo Bills vs Tennessee Titans at Nissan Stadium

- 2-4-BUF 35 (:51) (Shotgun) R.Tannehill pass incomplete deep right to A.Firkser. BUF-T.Dodson was injured during the play.  
Timeout #1 by BUF at 00:47. Charged due to the injury to the previous play.
- 3-4-BUF 35 (:47) (Shotgun) R.Tannehill pass incomplete short left to A.Brown.  
PENALTY on BUF-J.Norman, Defensive Pass Interference, 7 yards, enforced at BUF 35 - No Play. X12
- 1-10-BUF 28 (:44) (Shotgun) R.Tannehill pass short right to A.Firkser to BUF 25 for 3 yards (T.Johnson).  
Timeout #1 by TEN at 00:37.
- 2-7-BUF 25 (:37) (Shotgun) R.Tannehill pass short right to J.McNichols to BUF 22 for 3 yards (A.Klein).  
Timeout #2 by TEN at 00:27.
- 3-4-BUF 22 (:27) (Shotgun) R.Tannehill pass short middle to A.Firkser to BUF 10 for 12 yards (T.Edmunds) [M.Addison]. P13  
Penalty on BUF-J.Hughes, Defensive Offside, declined.  
Timeout #2 by BUF at 00:22.
- 1-10-BUF 10 (:22) (Shotgun) R.Tannehill scrambles right end for 10 yards, TOUCHDOWN. R14  
S.Gostkowski extra point is GOOD, Center-B.Brinkley, Holder-B.Kern.

BUF 10 TEN 21, 12 plays, 90 yards, 2 penalties, 2:39 drive, 14:44 elapsed
---

S.Gostkowski kicks 65 yards from TEN 35 to end zone, Touchback.

Buffalo Bills at 0:16

- 1-10-BUF 25 (:16) J.Allen kneels to BUF 24 for -1 yards.

END OF QUARTER

	Score	Time Poss	First Downs				Efficiencies	
			R	P	X	T	3 Down	4 Down
Buffalo Bills	10	6:35	0	3	0	3	1/3	0/0
Tennessee Titans	21	8:25	5	5	1	11	1/2	0/0

## Third Quarter

10/13/2020

## Play By Play

TEN elects to Receive, and BUF elects to defend the South goal.

T.Bass kicks 63 yards from BUF 35 to TEN 2. K.Raymond pushed ob at TEN 26 for 24 yards (J.Poyer).

PENALTY on TEN-G.Swaim, Illegal Double-Team Block, 12 yards, enforced at TEN 24.

Tennessee Titans at 15:00, (1st play from scrimmage 14:54)

1-10-TEN 12	(14:54) R.Tannehill pass short middle to A.Brown to TEN 27 for 15 yards (J.Poyer).	P15
1-10-TEN 27	(14:13) D.Henry left end pushed ob at TEN 32 for 5 yards (T.Edmunds).	
2-5-TEN 32	(13:40) (Shotgun) R.Tannehill pass short left to A.Brown to TEN 38 for 6 yards (J.Norman, T.Edmunds).	P16
1-10-TEN 38	(13:01) J.McNichols up the middle to TEN 42 for 4 yards (J.Norman, T.Edmunds).	
2-6-TEN 42	(12:20) J.McNichols right guard to TEN 44 for 2 yards (V.Butler, T.Johnson).	
3-4-TEN 44	(11:40) (Shotgun) R.Tannehill pass short right to A.Brown to 50 for 6 yards (J.Norman).	P17
	Penalty on BUF-J.Norman, Defensive Pass Interference, declined.	
1-10-50	(11:23) D.Henry left tackle to 50 for no gain (V.Butler; M.Addison).	
2-10-50	(10:50) R.Tannehill pass short left to D.Henry to BUF 44 for 6 yards (T.Dodson).	
3-4-BUF 44	(10:02) (Shotgun) R.Tannehill pass incomplete short right to A.Firkser (T.Edmunds). BUF-M.Hyde was injured during the play.	
4-4-BUF 44	(9:58) B.Kern punts 41 yards to BUF 3, Center-B.Brinkley, downed by TEN-C.Milton.	

Buffalo Bills at 9:50

1-10-BUF 3	(9:50) (Shotgun) J.Allen pass short left to C.Beasley to BUF 11 for 8 yards (M.Butler).	
2-2-BUF 11	(9:17) (Shotgun) J.Allen pass incomplete short right to S.Diggs (J.Clowney).	
3-2-BUF 11	(9:14) (Shotgun) J.Allen pass short right to C.Beasley to BUF 16 for 5 yards (C.Jackson).	P10
1-10-BUF 16	(8:38) (Shotgun) J.Allen pass short left to S.Diggs to BUF 25 for 9 yards (R.Evans).	
2-1-BUF 25	(8:03) (Shotgun) J.Allen pass incomplete short left to G.Davis.	
3-1-BUF 25	(7:59) T.Yeldon up the middle to BUF 27 for 2 yards (R.Evans; J.Brown).	R11
1-10-BUF 27	(7:28) (Shotgun) J.Allen pass short middle to C.Beasley to BUF 33 for 6 yards (R.Evans) [I.Mack].	
2-4-BUF 33	(6:50) (Shotgun) D.Singletary left guard to BUF 37 for 4 yards (H.Landry).	R12
1-10-BUF 37	(6:13) (Shotgun) J.Allen pass short left to C.Beasley to BUF 47 for 10 yards (C.Jackson, R.Evans).	P13
1-10-BUF 47	(5:35) (No Huddle, Shotgun) J.Allen pass short middle to S.Diggs to TEN 46 for 7 yards (K.Vaccaro).	
2-3-TEN 46	(4:57) (Shotgun) J.Allen pass short left to I.McKenzie to BUF 47 for -7 yards (M.Butler). TEN-L.Murchison was injured during the play.	
	Penalty on BUF-D.Singletary, Illegal Block Above the Waist, declined.	
3-10-BUF 47	(4:28) (Shotgun) J.Allen pass short right to S.Diggs to TEN 39 for 14 yards (T.Smith).	P14
1-10-TEN 39	(3:47) (Shotgun) J.Allen pass short right to S.Diggs ran ob at TEN 33 for 6 yards (K.Byard).	
2-4-TEN 33	(3:26) (No Huddle, Shotgun) J.Allen pass short left intended for G.Davis INTERCEPTED by M.Butler at TEN 20. M.Butler to BUF 12 for 68 yards (J.Allen).	

Tennessee Titans at 3:05

1-10-BUF 12	(3:05) (Shotgun) R.Tannehill pass short right to A.Firkser to BUF 8 for 4 yards (T.Dodson).	
2-6-BUF 8	(2:33) D.Henry right end pushed ob at BUF 8 for no gain (J.Poyer, C.Lewis).	
3-6-BUF 8	(1:57) (Shotgun) R.Tannehill pass incomplete short left [Q.Jefferson].	
	PENALTY on BUF-Q.Jefferson, Roughing the Passer, 4 yards, enforced at BUF 8 - No Play.	X18
1-4-BUF 4	(1:52) (Shotgun) R.Tannehill pass short left to J.Smith for 4 yards, TOUCHDOWN.	P19
	S.Gostkowski extra point is GOOD, Center-B.Brinkley, Holder-B.Kern.	

BUF 10 TEN 28, 3 plays, 12 yards, 1 penalty, 1:16 drive, 13:11 elapsed

S.Gostkowski kicks 67 yards from TEN 35 to BUF -2. A.Roberts to BUF 23 for 25 yards (N.Dzubnar).

PENALTY on BUF-D.Marlowe, Offensive Holding, 10 yards, enforced at BUF 20.

Buffalo Bills at 1:49, (1st play from scrimmage 1:43)

1-10-BUF 10	(1:43) (Shotgun) D.Singletary left end to BUF 12 for 2 yards (M.Butler).	
2-8-BUF 12	(1:06) (No Huddle, Shotgun) J.Allen up the middle to BUF 17 for 5 yards (J.Brown).	
3-3-BUF 17	(:21) (Shotgun) J.Allen pass short middle to G.Davis to BUF 28 for 11 yards (A.Hooker).	P15

END OF QUARTER

	Score	Time Poss	First Downs				Efficiencies	
			R	P	X	T	3 Down	4 Down
Buffalo Bills	10	8:34	2	4	0	6	4/4	0/0
Tennessee Titans	28	6:26	0	4	1	5	1/2	0/0

## Fourth Quarter

10/13/2020

## Play By Play

Buffalo Bills continued.

<u>1-10-BUF 28</u>	(15:00) J.Allen scrambles left end ran ob at BUF 35 for 7 yards (J.Brown).	
2-3-BUF 35	(14:28) (Shotgun) D.Singleary left tackle to BUF 37 for 2 yards (J.Clowney, M.Dickerson). TEN-J.Clowney was injured during the play.	
3-1-BUF 37	(14:00) T.Yeldon up the middle to BUF 39 for 2 yards (H.Landry).	R16
<u>1-10-BUF 39</u>	(13:28) (No Huddle, Shotgun) J.Allen pass short middle to C.Beasley to BUF 49 for 10 yards (R.Evans).	P17
<u>1-10-BUF 49</u>	(12:46) (Shotgun) J.Allen pass short middle to S.Diggs to TEN 45 for 6 yards (K.Orr).	
2-4-TEN 45	(12:16) (Shotgun) D.Singleary left end to TEN 39 for 6 yards (T.Smith).	R18
<u>1-10-TEN 39</u>	(11:38) (Shotgun) J.Allen pass incomplete deep right to G.Davis.	
2-10-TEN 39	(11:33) (Shotgun) PENALTY on BUF-S.Diggs, False Start, 5 yards, enforced at TEN 39 - No Play.	
2-15-TEN 44	(11:32) (Shotgun) J.Allen pass short left to D.Singleary pushed ob at TEN 36 for 8 yards (M.Butler).	
3-7-TEN 36	(11:15) (Shotgun) J.Allen pass short middle to C.Beasley to TEN 22 for 14 yards (K.Orr).	P19
<u>1-10-TEN 22</u>	(10:40) (Shotgun) PENALTY on BUF-T.Kroft, False Start, 5 yards, enforced at TEN 22 - No Play.	
1-15-TEN 27	(10:40) J.Allen pass short right to S.Diggs to TEN 17 for 10 yards (J.Joseph).	
2-5-TEN 17	(10:09) (Shotgun) PENALTY on BUF-Da.Williams, False Start, 5 yards, enforced at TEN 17 - No Play.	
2-10-TEN 22	(10:09) (Shotgun) J.Allen pass deep left to T.Yeldon for 22 yards, TOUCHDOWN.	P20
	(Pass formation) TWO-POINT CONVERSION ATTEMPT. J.Allen pass to C.Beasley is incomplete. ATTEMPT FAILS.	

BUF 16 TEN 28, 14 plays, 90 yards, 6:49 drive, 5:00 elapsed
---

T.Bass kicks 65 yards from BUF 35 to end zone, Touchback.

Tennessee Titans at 10:00

1-10-TEN 25	(10:00) R.Tannehill pass incomplete short left to J.Smith.	
2-10-TEN 25	(9:57) D.Henry right guard to TEN 31 for 6 yards (T.Dodson, T.Murphy).	
3-4-TEN 31	(9:15) (Shotgun) R.Tannehill pass short right to C.Hollister to TEN 43 for 12 yards (C.Lewis).	P20
<u>1-10-TEN 43</u>	(8:30) D.Henry left tackle to TEN 45 for 2 yards (D.Marlowe, T.Edmunds).	
2-8-TEN 45	(7:45) R.Tannehill scrambles right end ran ob at BUF 32 for 23 yards (J.Poyer).	R21
<u>1-10-BUF 32</u>	(7:09) D.Henry left guard to BUF 26 for 6 yards (T.Edmunds).	
2-4-BUF 26	(6:24) D.Henry right guard to BUF 29 for -3 yards (A.Epenesa).	
	Timeout #1 by TEN at 05:39.	
3-7-BUF 29	(5:39) (Shotgun) PENALTY on BUF-A.Epenesa, Neutral Zone Infraction, 5 yards, enforced at BUF 29 - No Play.	
3-2-BUF 24	(5:39) (Shotgun) J.McNichols up the middle to BUF 17 for 7 yards (M.Hyde).	R22
<u>1-10-BUF 17</u>	(4:54) (Shotgun) D.Henry up the middle to BUF 12 for 5 yards (T.Murphy, E.Oliver).	
2-5-BUF 12	(4:11) D.Henry right tackle to BUF 9 for 3 yards (H.Phillips; M.Hyde).	
	Timeout #1 by BUF at 04:02.	
3-2-BUF 9	(4:02) D.Henry right end for 9 yards, TOUCHDOWN.	R23
	S.Gostkowski extra point is GOOD, Center-B.Brinkley, Holder-B.Kern.	

BUF 16 TEN 35, 11 plays, 75 yards, 1 penalty, 6:03 drive, 11:03 elapsed
---

S.Gostkowski kicks 56 yards from TEN 35 to BUF 9. A.Roberts to BUF 27 for 18 yards (D.Long). FUMBLES (D.Long), RECOVERED by TEN-K.Orr at BUF 26. K.Orr to BUF 18 for 8 yards (D.Johnson).

Tennessee Titans at 3:49

1-10-BUF 18	(3:49) J.McNichols left end pushed ob at BUF 15 for 3 yards (J.Poyer).	
2-7-BUF 15	(3:42) J.McNichols right guard to BUF 11 for 4 yards (J.Poyer; C.Lewis).	
	Timeout #2 by BUF at 03:37.	
3-3-BUF 11	(3:37) J.McNichols right tackle to BUF 9 for 2 yards (Q.Jefferson; J.Hughes).	
	Timeout #3 by BUF at 03:32.	
4-1-BUF 9	(3:32) R.Tannehill up the middle to BUF 6 for 3 yards (Q.Jefferson).	R24
<u>1-6-BUF 6</u>	(2:49) J.McNichols left guard to BUF 7 for -1 yards (J.Norman, T.Dodson).	
2-7-BUF 7	(2:05) R.Tannehill pass short right to J.Smith for 7 yards, TOUCHDOWN.	P25
	The Replay Official reviewed the legal forward pass ruling, and the play was Upheld. The ruling on the field stands.	
	S.Gostkowski extra point is GOOD, Center-B.Brinkley, Holder-B.Kern.	

Two-Minute Warning

BUF 16 TEN 42, 6 plays, 18 yards, 1:50 drive, 13:01 elapsed
---

S.Gostkowski kicks 64 yards from TEN 35 to BUF 1. A.Roberts pushed ob at BUF 31 for 30 yards (A.Hooker).

Buffalo Bills at 1:59, (1st play from scrimmage 1:52)

Buffalo Bills vs Tennessee Titans at Nissan Stadium

- 1-10-BUF 31 (1:52) (Shotgun) M.Barkley pass incomplete short right to T.Yeldon (J.Clowney).
- 2-10-BUF 31 (1:48) (Shotgun) T.Yeldon up the middle to BUF 35 for 4 yards (J.Crawford, D.Long).
- 3-6-BUF 35 (1:16) (Shotgun) M.Barkley pass short middle to I.McKenzie to BUF 44 for 9 yards (K.Orr). P21
- 1-10-BUF 44 (:47) (No Huddle, Shotgun) T.Yeldon up the middle ran ob at TEN 22 for 34 yards (K.Orr). R22
- 1-10-TEN 22 (:38) (No Huddle, Shotgun) M.Barkley pass incomplete short right to T.Yeldon.
- 2-10-TEN 22 (:34) (Shotgun) M.Barkley pass short middle to I.McKenzie to TEN 20 for 2 yards (D.Long).
- 3-8-TEN 20 (:14) (No Huddle, Shotgun) M.Barkley pass short middle to G.Davis to TEN 9 for 11 yards (W.Compton). P23

END OF QUARTER

	Score	Time Poss	First Downs				Efficiencies	
			R	P	X	T	3 Down	4 Down
Buffalo Bills	16	7:07	3	5	0	8	4/4	0/0
Tennessee Titans	42	7:53	4	2	0	6	3/4	1/1



# Miscellaneous Statistics Report

Buffalo Bills vs Tennessee Titans  
10/13/2020 at Nissan Stadium

## Ten Longest Plays for Buffalo Bills

Yards	Qtr	Play Start	Play Description
34	4	1-10-BUF 44	(:47) (No Huddle, Shotgun) T.Yeldon up the middle ran ob at TEN 22 for 34 yards (K.Orr).
22	4	2-10-TEN 22	(10:09) (Shotgun) J.Allen pass deep left to T.Yeldon for 22 yards, TOUCHDOWN.
19	1	1-10-BUF 36	(11:23) J.Allen pass deep right to S.Diggs to TEN 45 for 19 yards (R.Evans).
16	1	3-15-TEN 28	(7:22) (Shotgun) J.Allen pass deep left to A.Roberts ran ob at TEN 12 for 16 yards.
15	1	3-13-TEN 48	(9:56) (Shotgun) J.Allen pass short right to G.Davis to TEN 33 for 15 yards (J.Brown).
15	2	1-10-BUF 25	(13:49) (Shotgun) J.Allen pass short right to D.Knox to BUF 40 for 15 yards (R.Evans).
14	2	2-10-BUF 40	(12:57) (Shotgun) J.Allen pass short right to S.Diggs ran ob at TEN 46 for 14 yards.
14	3	3-10-BUF 47	(4:28) (Shotgun) J.Allen pass short right to S.Diggs to TEN 39 for 14 yards (T.Smith).
14	4	3-7-TEN 36	(11:15) (Shotgun) J.Allen pass short middle to C.Beasley to TEN 22 for 14 yards (K.Orr).
12	2	2-20-BUF 44	(11:39) (Shotgun) J.Allen pass short left to G.Davis to TEN 44 for 12 yards (M.Butler).

## Ten Longest Plays for Tennessee Titans

Yards	Qtr	Play Start	Play Description
23	4	2-8-TEN 45	(7:45) R.Tannehill scrambles right end ran ob at BUF 32 for 23 yards (J.Poyer).
20	1	3-20-BUF 40	(:53) (Shotgun) R.Tannehill pass short middle to K.Raymond to BUF 20 for 20 yards (T.Johnson).
16	1	2-10-BUF 16	(12:50) (Shotgun) R.Tannehill pass deep left to A.Brown for 16 yards, TOUCHDOWN.
16	2	2-8-BUF 18	(15:00) R.Tannehill pass short right to A.Brown to BUF 2 for 16 yards (M.Hyde; T.Johnson).
15	3	1-10-TEN 12	(14:54) R.Tannehill pass short middle to A.Brown to TEN 27 for 15 yards (J.Poyer).
14	2	1-10-TEN 25	(8:35) R.Tannehill pass short middle to J.Smith to TEN 39 for 14 yards (J.Norman).
12	2	2-4-TEN 16	(2:18) D.Henry right tackle to TEN 28 for 12 yards (J.Poyer).
12	2	2-1-TEN 47	(1:13) (No Huddle, Shotgun) R.Tannehill pass short left to A.Brown to BUF 41 for 12 yards (J.Norman).
12	2	3-4-BUF 22	(:27) (Shotgun) R.Tannehill pass short middle to A.Firkser to BUF 10 for 12 yards (T.Edmunds) [M.Addison].
12	4	3-4-TEN 31	(9:15) (Shotgun) R.Tannehill pass short right to C.Hollister to TEN 43 for 12 yards (C.Lewis).

## Touchdown Scoring Information

		Offense	Defense	Special Teams
VISITOR	Buffalo Bills	2	0	0
HOME	Tennessee Titans	6	0	0

## Player Scoring Information

Club	Player	TD	Rush TD	Rec TD	KO TD	Punt TD	Int TD	Fum TD	Misc TD	FG	XP	2Pt Rush	2Pt Rec	Sfty	Points
BUF	I.McKenzie	0	0	1	0	0	0	0	0	0	0	0	0	0	6
BUF	T.Yeldon	0	0	1	0	0	0	0	0	0	0	0	0	0	6
BUF	T.Bass	0	0	0	0	0	0	0	0	1	1	0	0	0	4
TEN	D.Henry	0	2	0	0	0	0	0	0	0	0	0	0	0	12
TEN	J.Smith	0	0	2	0	0	0	0	0	0	0	0	0	0	12
TEN	R.Tannehill	0	1	0	0	0	0	0	0	0	0	0	0	0	6
TEN	A.Brown	0	0	1	0	0	0	0	0	0	0	0	0	0	6
TEN	S.Gostkowski	0	0	0	0	0	0	0	0	0	6	0	0	0	6

## Possession Detail

	First Half		Second Half		Game	
	Visitor	Home	Visitor	Home	Visitor	Home
Largest Lead	0	11	0	26	0	26
Drives Leading	0	2	0	4	0	6
Time of Possession Leading	0:00	7:19	0:00	14:19	0:00	21:38
Largest Deficit	-11	0	-26	0	-26	0
Drives Trailing	4	0	4	0	8	0
Time of Possession Trailing	13:18	0:00	15:41	0:00	28:59	0:00
Times Score Tied Up		1		0		1
Lead Changes		2		0		2

# Playtime Percentage

*Percent of playtime per player on offense, defense and special teams*

Buffalo Bills					Tennessee Titans				
		Offense	Defense	Special Teams			Offense	Defense	Special Teams
D Williams	T	72 100%		2 8%	D Kelly	T	66 100%		6 25%
C Ford	T	72 100%		2 8%	N Davis	G	66 100%		6 25%
M Morse	C	72 100%			R Tannehill	QB	66 100%		
G Davis	WR	72 100%			B Jones	C	66 100%		
B Winters	G	65 90%			R Saffold	G	60 91%		6 25%
J Allen	QB	65 90%			J Smith	TE	57 86%		6 25%
D Dawkins	T	62 86%		2 8%	A Brown	WR	47 71%		
S Diggs	WR	60 83%			N Westbrook	WR	45 68%		7 29%
D Singletary	RB	45 62%			T Lewan	T	44 67%		2 8%
C Beasley	WR	44 61%			K Raymond	WR	36 55%		6 25%
T Kroft	TE	35 49%		9 38%	D Henry	RB	34 52%		
T Yeldon	RB	28 39%			G Swaim	TE	28 42%		14 58%
D Knox	TE	25 35%			C Hollister	WR	27 41%		6 25%
A Roberts	WR	24 33%		10 42%	J McNichols	RB	26 39%		6 25%
I McKenzie	WR	22 31%			A Firkser	TE	23 35%		6 25%
I Boettger	G	7 10%		2 8%	T Sambrailo	T	23 35%		6 25%
R Bates	C	7 10%		2 8%	J Douglas	G	6 9%		6 25%
M Barkley	QB	7 10%			D Evans	RB	5 8%		
R Gilliam	TE	4 6%		10 42%	A Brewer	C	1 2%		
T Nsekhe	T	3 4%		2 8%	H Landry	LB		69 96%	
T Jones	RB	1 1%		14 58%	J Brown	LB		65 90%	3 12%
J Poyer	SS		66 100%	12 50%	K Byard	FS		65 90%	2 8%
T Edmunds	LB		66 100%	8 33%	K Vaccaro	SS		65 90%	
M Hyde	FS		66 100%	6 25%	M Butler	CB		55 76%	
J Norman	CB		65 98%	8 33%	J Clowney	DE		54 75%	
C Lewis	CB		65 98%	1 4%	J Joseph	CB		54 75%	
T Dodson	LB		60 91%	1 4%	R Evans	LB		53 74%	
M Addison	DE		44 67%	8 33%	C Jackson	CB		53 74%	
J Hughes	DE		41 62%	1 4%	D Jones	NT		38 53%	2 8%
Q Jefferson	DT		38 58%	8 33%	J Crawford	DT		30 42%	7 29%
T Johnson	CB		37 56%	13 54%	V Beasley	LB		30 42%	
E Oliver	DT		37 56%	1 4%	T Smith	CB		28 39%	5 21%
V Butler	DT		32 48%	7 29%	L Murchison	DT		27 38%	2 8%
T Murphy	DE		32 48%	2 8%	K Orr	CB		26 36%	9 38%
H Phillips	DT		27 41%		I Mack	DT		26 36%	2 8%
A Klein	LB		19 29%	17 71%	A Hooker	FS		21 29%	18 75%
D Marlowe	SS		16 24%	14 58%	M Dickerson	DT		14 19%	2 8%
D Johnson	DE		11 17%	18 75%	J Kalu	CB		7 10%	18 75%
A Epenesa	DE		4 6%		D Long	LB		7 10%	10 42%
T Matakevich	LB			21 88%	W Compton	LB		6 8%	14 58%
S Neal	CB			14 58%	D Bates	LB			18 75%
A Smith	LB			14 58%	N Dzubnar	LB			18 75%
J Johnson	FS			14 58%	C Milton	CB			14 58%
D Lacey	LB			7 29%	S Gostkowski	K			13 54%
T Bass	K			6 25%					

C Bojorquez	P	4	17%	B Kern	P	9	38%
R Ferguson	LS	4	17%	B Brinkley	LS	9	38%
				D Quessenberry	G	6	25%

# 2020 TENNESSEE TITANS REGULAR SEASON STATISTICS

Won 4, Lost 0

Date	W-L	Score	OT	Opponent	Attendance
09/14	W	16-14		at Denver	0
09/20	W	33-30		Jacksonville	0
09/27	W	31-30		at Minnesota	0
10/13	W	42-16		Buffalo	8,403
10/18				Houston	
10/25				Pittsburgh	
11/01				at Cincinnati	
11/08				Chicago	
11/12				Indianapolis	
11/22				at Baltimore	
11/29				at Indianapolis	
12/06				Cleveland	
12/13				at Jacksonville	
12/20				Detroit	
12/27				at Green Bay	
01/03				at Houston	

Statistic	Tenn.	Opp.
<b>Total First Downs</b>	<b>97</b>	<b>94</b>
Rushing	32	32
Passing	56	59
Penalty	9	3
3rd Down: Made/Att	23/50	30/50
3rd Down Pct.	46.0	60.0
4th Down: Made/Att	3/3	1/3
4th Down Pct.	100.0	33.3
<b>Possession Avg.</b>	<b>29:37</b>	<b>30:24</b>
<b>Total Net Yards</b>	<b>1509</b>	<b>1637</b>
Avg. Per Game	377.3	409.3
Total Plays	272	264
Avg. Per Play	5.5	6.2
<b>Net Yards Rushing</b>	<b>526</b>	<b>593</b>
Avg. Per Game	131.5	148.3
Total Rushes	136	108
<b>Net Yards Passing</b>	<b>983</b>	<b>1044</b>
Avg. Per Game	245.8	261.0
Sacked/Yards Lost	4/21	5/47
Gross Yards	1004	1091
Att./Completions	132/91	151/97
Completion Pct.	68.9	64.2
Had Intercepted	1	6
<b>Punts/Average</b>	<b>13/45.9</b>	<b>12/48.7</b>
Net Punting Avg.	13/43.2	12/43.3
<b>Penalties/Yards</b>	<b>19/158</b>	<b>26/192</b>
<b>Fumbles/Ball Lost</b>	<b>2/0</b>	<b>10/3</b>
<b>Touchdowns</b>	<b>14</b>	<b>12</b>
Rushing	5	3
Passing	9	9
Returns	0	0

Score By Periods	Q1	Q2	Q3	Q4	OT	PTS
<b>Team</b>	<b>27</b>	<b>34</b>	<b>29</b>	<b>32</b>	<b>0</b>	<b>122</b>
<b>Opponents</b>	<b>28</b>	<b>16</b>	<b>14</b>	<b>32</b>	<b>0</b>	<b>90</b>

Scoring	TD	Rush	Rec	Ret	K-PAT	FG	S	PTS
Gostkowski	0	0	0	0	11/13	9/12	0	38
J. Smith	5	0	5	0			0	30
Henry	4	4	0	0			0	24
A. Brown	1	0	1	0			0	6
C. Davis	1	0	1	0			0	6
Humphries	1	0	1	0			0	6
Pruitt	1	0	1	0			0	6
Tannehill	1	1	0	0			0	6
<b>Team</b>	<b>14</b>	<b>5</b>	<b>9</b>	<b>0</b>	<b>11/13</b>	<b>9/12</b>	<b>0</b>	<b>122</b>
<b>Opponents</b>	<b>12</b>	<b>3</b>	<b>9</b>	<b>0</b>	<b>9/10</b>	<b>3/4</b>	<b>0</b>	<b>90</b>

2-Pt Conv: TM 0-1, OPP 0-2

Sacks: Crawford 1, Fulton 1, Landry 1, Simmons 1, Vaccaro 1, **TM 5, OPP 4**

FUM/Lost: Tannehill 2/0

Passing	Att	Cmp	Yds	Cmp%	Yds/Att	TD	TD%	Int	Int%	Long	Sack/Lost	Rating
Tannehill	132	91	1004	68.9	7.61	9	6.8	1	0.8	63	3/21	110.8
Humphries	0	0	0	---	---	0	---	0	---	---	1/0	---
<b>Team</b>	<b>132</b>	<b>91</b>	<b>1004</b>	<b>68.9</b>	<b>7.61</b>	<b>9</b>	<b>6.8</b>	<b>1</b>	<b>0.8</b>	<b>63</b>	<b>4/21</b>	<b>110.8</b>
<b>Opponents</b>	<b>151</b>	<b>97</b>	<b>1091</b>	<b>64.2</b>	<b>7.23</b>	<b>9</b>	<b>6.0</b>	<b>6</b>	<b>4.0</b>	<b>71t</b>	<b>5/47</b>	<b>89.0</b>

Rushing	No.	Yds	Avg	Long	TD
Henry	101	376	3.7	16	4
Tannehill	15	77	5.1	23	1
McNichols	11	35	3.2	7	0
D. Evans	5	21	4.2	9	0
Batson	1	11	11.0	11	0
Perry	2	9	4.5	6	0
Humphries	0	0	---	---	0
Raymond	1	-3	-3.0	-3	0
<b>Team</b>	<b>136</b>	<b>526</b>	<b>3.9</b>	<b>23</b>	<b>5</b>
<b>Opponents</b>	<b>108</b>	<b>593</b>	<b>5.5</b>	<b>39t</b>	<b>3</b>

Receiving	No.	Yds	Avg	Long	TD
J. Smith	18	221	12.3	63	5
C. Davis	15	206	13.7	38	1
Humphries	15	136	9.1	23	1
A. Brown	12	121	10.1	16t	1
Firkser	9	69	7.7	16	0
Henry	6	32	5.3	6	0
Raymond	5	144	28.8	61	0
Pruitt	3	17	5.7	10	1
Batson	2	26	13.0	18	0
McNichols	2	8	4.0	5	0
Hollister	1	12	12.0	12	0
Westbrook	1	7	7.0	7	0
Blasingame	1	5	5.0	5	0
Tannehill	1	0	0.0	0	0
<b>Team</b>	<b>91</b>	<b>1004</b>	<b>11.0</b>	<b>63</b>	<b>9</b>
<b>Opponents</b>	<b>97</b>	<b>1091</b>	<b>11.2</b>	<b>71t</b>	<b>9</b>

Interceptions	No.	Yds	Avg	Long	TD
Butler	2	97	48.5	68	0
Fulton	1	44	44.0	44	0
J. Joseph	1	5	5.0	5	0
Hooker	1	3	3.0	3	0
Landry	1	0	0.0	0	0
<b>Team</b>	<b>6</b>	<b>149</b>	<b>24.8</b>	<b>68</b>	<b>0</b>
<b>Opponents</b>	<b>1</b>	<b>16</b>	<b>16.0</b>	<b>16</b>	<b>0</b>

Punting	No.	Yds	Avg	Net	TB	In	Lg	B
Kern	13	597	45.9	43.2	1	9	66	0
<b>Team</b>	<b>13</b>	<b>597</b>	<b>45.9</b>	<b>43.2</b>	<b>1</b>	<b>9</b>	<b>66</b>	<b>0</b>
<b>Opponents</b>	<b>12</b>	<b>584</b>	<b>48.7</b>	<b>43.3</b>	<b>0</b>	<b>6</b>	<b>71</b>	<b>0</b>

Punt Returns	Ret	FC	Yds	Avg	Long	TD
Raymond	8	2	64	8.0	40	0
<b>Team</b>	<b>8</b>	<b>2</b>	<b>64</b>	<b>8.0</b>	<b>40</b>	<b>0</b>
<b>Opponents</b>	<b>4</b>	<b>5</b>	<b>15</b>	<b>3.8</b>	<b>9</b>	<b>0</b>

Kickoff Returns	No.	Yds	Avg	Long	TD
Raymond	7	136	19.4	30	0
Kalu	1	2	2.0	2	0
<b>Team</b>	<b>8</b>	<b>138</b>	<b>17.3</b>	<b>30</b>	<b>0</b>
<b>Opponents</b>	<b>9</b>	<b>185</b>	<b>20.6</b>	<b>30</b>	<b>0</b>

Field Goals	1-19	20-29	30-39	40-49	50+
Gostkowski	0/0	1/1	3/3	1/4	4/4
<b>Team</b>	<b>0/0</b>	<b>1/1</b>	<b>3/3</b>	<b>1/4</b>	<b>4/4</b>
<b>Opponents</b>	<b>0/0</b>	<b>0/0</b>	<b>1/1</b>	<b>2/3</b>	<b>0/0</b>

Gostkowski: (47N,44B,42N,25G) (51G,49G) (39G,31G,30G,51G,54G,55G) ()  
 OPP: () (35G) (41G,49N) (43G)

## **TITANS RALLY FOR WILD COME-FROM-BEHIND, OVERTIME WIN OVER TEXANS**

**BY JIM WYATT  
TENNESSEE TITANS  
OCTOBER 18, 2020**

NASHVILLE – Wow.

The never-say-die Titans did it again on Sunday, rallying for a 42-36 overtime win over the Texans in dramatic fashion.

Derrick Henry's five-yard touchdown run was the game-winner. It capped a six-play 82-yard drive that sent the Nissan Stadium crowd into a high-fiving frenzy.

Titans quarterback Ryan Tannehill connected with receiver A.J. Brown on a seven-yard touchdown pass with four seconds left to force overtime.

Tannehill completed 30-of-41 passes for 364 yards and four touchdowns in the contest, and directed some gut-check drives late.

Henry ran for 221 yards, including a 94-yard touchdown run.

The Titans improved to 5-0 with the win.

Once again, the Titans started off fast.

The Titans took a 7-0 lead midway through the first quarter on a seven-yard touchdown pass from Tannehill to tight end Anthony Firkser, which capped a nine-play, 80-yard drive.

The Titans stretched the lead to 14-0 on a six-yard touchdown pass from Tannehill to Brown, which capped a 10-play, 71-yard drive, and that was the score after one quarter.

But the Texans answered with a long scoring drive of their own, and quarterback Deshaun Watson found tight end Darren Fells for a one-yard touchdown to cut Tennessee's lead

to 14-7 with 8:56 left in the second quarter.

Tannehill and the offense kept on trucking, however. An 11-play, 85-yard drive was capped with a 22-yard touchdown pass from Tannehill to receiver Adam Humphries, and the Titans jumped back in front by two touchdowns to lead 21-7. A 38-yard field goal by Texans kicker Ka'imi Fairbairn made it 21-10 Titans at halftime.

Henry gained 85 of his yards in the first half, and Tannehill was 14-of-19 for 149 yards and three touchdowns.

Things turned in the third quarter, however.

The Titans had a chance to extend their lead midway through the third quarter, but a 27-yard field goal by kick Stephen Gostkowski was blocked. On the ensuing possession, the Texans cut the lead to 21-17 on a one-yard touchdown run by running back David Johnson.

On Tennessee's next drive, Tannehill was sacked by Texans defensive end J.J. Watt, who knocked the ball away in the process. Three plays later, the Texans scored on a four-yard touchdown pass from Watson to receiver Randall Cobb to take a 23-21 lead with 4:35 left in the third quarter.

Gostkowski misfired on a 37-yard field goal on the team's next possession.

The Titans got a defensive stop on the Then came Henry's run, which electrified the crowd. With the Titans at their own six-yard line, Henry took a handoff and raced 94 yards for the score, outrunning defenders into the end zone. The Titans went for two – a Tannehill pass to receiver Nick Westbrook-Ikhine – and led 29-23 with 9:23 left.

But the excitement was short-lived, as the Texans scored less than a minute later to regain the lead on a 53-yard pass from Watson to Fuller

to make it 30-29. The Texans added a late score on a one-yard touchdown pass from Watson to receiver Brandon Cooks, but the two-point try failed and it was 36-29 Texans with 1:50 left.

But the Titans rallied to win in dramatic fashion, with a boatload of offense and just enough defense.

The Titans return to action next Sunday at Nissan Stadium against the Pittsburgh Steelers.

###

# Week 6

## National Football League Game Summary

NFL Copyright © 2020 by The National Football League. All rights reserved. This summary and play-by-play is for the express purpose of assisting media in their coverage of the game; any other use of this material is prohibited without the written permission of the National Football League.

Date: Sunday, 10/18/2020 Houston Texans at Tennessee Titans Start Time: 12:02 PM Central  
 at Nissan Stadium, Nashville, TN

### Game Day Weather

Game Weather: Cloudy Temp: 61° F (16.1° C) Humidity: 58%, Wind: South 10 mph  
 Played Open Stadium on Turf: Grass Outdoor Weather: Cloudy, Wind Chill: 61

### Officials

Referee: Kemp, Alex (55)	Umpire: Killens, Jr., Terry (77)	Down Judge: McKenzie, Dana (8)
Line Judge: Bradley, Greg (98)	Field Judge: Robinson, Mearl (31)	Side Judge: Jenkins, John (117)
Back Judge: Edwards, Matt (96)	Replay Official: McGrath, John (0)	

### Lineups

Houston Texans			Tennessee Titans				
Offense		Defense	Offense		Defense		
QB	4 D.Watson	DE	99 J.Watt	WR	15 N.Westbrook	NT	90 D.Jones
RB	31 Da.Johnson	DT	92 B.Dunn	TE	81 J.Smith	DT	98 J.Simmons
TE	85 P.Brown	DE	96 P.Hall	LT	77 T.Lewan	OLB	99 J.Clowney
WR	15 W.Fuller	LB	91 C.Watkins	LG	76 R.Saffold	ILB	54 R.Evans
WR	13 B.Cooks	LB	41 Z.Cunningham	C	60 B.Jones	ILB	55 J.Brown
TE	87 D.Fells	LB	50 T.Adams	RG	64 N.Davis	OLB	58 H.Landry
LT	78 L.Tunsil	LB	57 B.Scarlett	RT	71 D.Kelly	CB	26 K.Fulton
LG	64 S.Kelemete	CB	21 B.Roby	FB	41 K.Blasingame	CB	33 J.Joseph
C	66 N.Martin	CB	26 V.Hargreaves	WR	11 A.Brown	SS	24 K.Vaccaro
RG	73 Z.Fulton	S	20 Ju.Reid	QB	17 R.Tannehill	FS	31 K.Byard
RT	71 T.Howard	S	23 E.Murray	RB	22 D.Henry	CB	21 M.Butler

### Substitutions

K 7 K.Fairbairn, P 9 B.Anger, WR 12 K.Stills, WR 14 D.Carter, WR 18 R.Cobb, RB 24 C.Prosise, RB 25 D.Johnson, S 28 M.Thomas, CB 29 P.Gaines, CB 32 L.Johnson, CB 34 J.Reid, CB 35 K.Crossen, S 36 J.Owens, FB 44 C.Gillaspia, LS 46 J.Weeks, ILB 51 D.Cole, OLB 52 J.Greenard, OLB 54 J.Martin, LB 56 K.Emanuel, OLB 59 W.Mercilus, T 63 R.Johnson, G/T 74 M.Scharping, G/T 76 B.Qvale, DT 90 R.Blacklock, DE 94 C.Omenihu

### Substitutions

K 3 S.Gostkowski, P 6 B.Kern, WR 10 A.Humphries, WR 13 C.Batson, WR 14 K.Raymond, DB 23 T.Smith, RB 28 J.McNichols, CB 30 C.Milton, CB 36 K.Orr, DB 37 A.Hooker, DE 44 V.Beasley, DB 46 J.Kalu, LS 48 B.Brinkley, LB 49 N.Dzubnar, DE 50 D.Roberson, LB 51 D.Long, LB 56 D.Bates, T 70 T.Sambrailo, G 75 J.Douglas, TE 86 A.Firkser, TE 87 G.Swaim, DT 91 L.Murchison, DE 94 J.Crawford, DT 97 I.Mack

### Did Not Play

QB 2 A.McCarron

### Did Not Play

QB 5 L.Woodside, C 62 A.Brewer

### Not Active

WR 16 K.Coutee, CB 30 C.Armstrong, RB 38 B.Howell, ILB 58 P.Kalambayi, T 67 C.Heck, TE 88 J.Akins

### Not Active

DB 35 C.Jackson, C 52 D.Munyer, LB 53 W.Compton, T 79 I.Wilson, DT 92 M.Dickerson

### Field Goals (made ( ) & missed)

		K.Fairbairn	S.Gostkowski	27B 37WR		
	(38)				1	2
VISITOR:	Houston Texans				0	10
HOME:	Tennessee Titans				14	7
					3	4
					OT	Total
					0	36
					6	42

### Scoring Plays

Team	Qtr	Time	Play Description (Extra Point) (Drive Info)	Visitor	Home
Titans	1	6:57	A.Firkser 7 yd. pass from R.Tannehill (S.Gostkowski kick) (9-80, 4:23) (6-82, 3:30) (6-82, 3:30)	0	7
Titans	1	0:12	A.Brown 6 yd. pass from R.Tannehill (S.Gostkowski kick) (10-71, 5:14)	0	14
Texans	2	8:56	D.Fells 1 yd. pass from D.Watson (K.Fairbairn kick) (13-82, 6:16)	7	14
Titans	2	3:34	A.Humphries 22 yd. pass from R.Tannehill (S.Gostkowski kick) (11-85, 5:22)	7	21
Texans	2	0:00	K.Fairbairn 38 yd. Field Goal (11-55, 3:34)	10	21
Texans	3	6:15	Da.Johnson 1 yd. run (K.Fairbairn kick) (5-79, 2:32)	17	21
Texans	3	4:35	R.Cobb 4 yd. pass from D.Watson (kick failed, wl) (3-4, 1:22)	23	21
Titans	4	9:23	D.Henry 94 yd. run (R.Tannehill-N.Westbrook pass) (1-94, 0:14)	23	29
Texans	4	8:37	W.Fuller 53 yd. pass from D.Watson (K.Fairbairn kick) (2-75, 0:46)	30	29

# Week 6

## National Football League Game Summary

NFL Copyright © 2020 by The National Football League. All rights reserved. This summary and play-by-play is for the express purpose of assisting media in their coverage of the game; any other use of this material is prohibited without the written permission of the National Football League.

---

Texans	4	1:50	B.Cooks 1 yd. pass from D.Watson (pass failed) (15-69, 6:40)	36	29
Titans	4	0:04	A.Brown 7 yd. pass from R.Tannehill (S.Gostkowski kick) (9-76, 1:46)	36	36
Titans	5	6:30	D.Henry 5 yd. run	36	42
Paid Attendance: 10,166				Time: 3:12	

# Final Individual Statistics

Houston Texans									Tennessee Titans								
RUSHING									RUSHING								
	ATT	YDS	AVG	LG	TD		ATT	YDS	AVG	LG	TD		ATT	YDS	AVG	LG	TD
Da.Johnson	19	57	3.0	11	1	D.Henry	22	212	9.6	94	2	J.McNichols	5	51	10.2	20	0
D.Watson	4	26	6.5	11	0	Total	27	263	9.7	94	2						
D.Johnson	4	9	2.3	10	0												
Total	27	92	3.4	11	1												
PASSING									PASSING								
ATT	CMP	YDS	SK/YD	TD	LG	IN	RT		ATT	CMP	YDS	SK/YD	TD	LG	IN	RT	
D.Watson	37	28	335	2/15	4	53	0	138.9	R.Tannehill	41	30	366	2/22	4	53	1	122.6
R.Cobb	1	0	0	0/0	0	0	0	39.6	Total	41	30	366	2/22	4	53	1	122.6
Total	38	28	335	2/15	4	53	0	135.3									
PASS RECEIVING								PASS RECEIVING									
TAR	REC	YDS	AVG	LG	TD			TAR	REC	YDS	AVG	LG	TD				
B.Cooks	9	9	68	7.6	19	1	A.Firkser	9	8	113	14.1	45	1				
W.Fuller	11	6	123	20.5	53	1	A.Humphries	6	6	64	10.7	22	1				
D.Fells	7	6	85	14.2	35	1	A.Brown	7	5	58	11.6	18	2				
R.Cobb	4	3	17	5.7	7	1	K.Raymond	4	3	32	10.7	20	0				
P.Brown	2	2	28	14.0	22	0	D.Henry	5	2	52	26.0	53	0				
Da.Johnson	2	1	12	12.0	12	0	J.McNichols	3	2	11	5.5	9	0				
D.Johnson	2	1	2	2.0	2	0	G.Swaim	3	2	10	5.0	8	0				
							J.Smith	2	1	13	13.0	13	0				
							C.Batson	1	1	13	13.0	13	0				
							K.Blasingame	1	0	0	0.0	0	0				
Total	37	28	335	12.0	53	4	Total	41	30	366	12.2	53	4				
INTERCEPTIONS							INTERCEPTIONS										
NO	YDS	AVG	LG	TD			NO	YDS	AVG	LG	TD						
B.Roby	1	0	0.0	0	0	Total	0	0	0	0	0	0	0				
Total	1	0	0.0	0	0												
PUNTING								PUNTING									
NO	YDS	AVG	NET	TB	IN20	LG		NO	YDS	AVG	NET	TB	IN20	LG			
B.Anger	4	209	52.3	42.3	1	1	56	B.Kern	1	54	54.0	54.0	0	0	54		
Total	4	209	52.3	42.3	1	1	56	Total	1	54	54.0	54.0	0	0	54		
PUNT RETURNS								PUNT RETURNS									
NO	YDS	AVG	FC	LG	TD			NO	YDS	AVG	FC	LG	TD				
D.Carter	1	0	0.0	0	0	0	K.Raymond	3	20	6.7	0	16	0				
							[TOUCHBACK]	1	0	0.0	0	0	0				
Total	1	0	0.0	0	0	0	Total	3	20	6.7	0	16	0				
KICKOFF RETURNS								KICKOFF RETURNS									
NO	YDS	AVG	FC	LG	TD			NO	YDS	AVG	FC	LG	TD				
D.Carter	2	39	19.5	0	20	0	K.Raymond	3	63	21.0	0	23	0				
[TOUCHBACK]	4	0	0.0	0	0	0	[TOUCHBACK]	4	0	0.0	0	0	0				
Total	2	39	19.5	0	20	0	Total	3	63	21.0	0	23	0				

Houston Texans

FUMBLES												
FUM	LOST	OWN-REC	YDS	TD	FORCED	OPP-REC	YDS	TD	OUT-BDS			
J.Watt	0	0	0	0	0	1	0	0	0			
J.Martin	0	0	0	0	0	0	1	0	0			
Total	0	0	0	0	0	1	1	0	0			

Tennessee Titans

FUMBLES												
FUM	LOST	OWN-REC	YDS	TD	FORCED	OPP-REC	YDS	TD	OUT-BDS			
R.Tannehill	1	1	0	0	0	0	0	0	0			
Total	1	1	0	0	0	0	0	0	0			



## Final Team Statistics

	Visitor Texans	Home Titans
TOTAL FIRST DOWNS	25	31
By Rushing	6	9
By Passing	17	20
By Penalty	2	2
THIRD DOWN EFFICIENCY	7-14-50%	6-10-60%
FOURTH DOWN EFFICIENCY	3-3-100%	0-0-0%
TOTAL NET YARDS	412	607
Total Offensive Plays (inc. times thrown passing)	67	70
Average gain per offensive play	6.1	8.7
NET YARDS RUSHING	92	263
Total Rushing Plays	27	27
Average gain per rushing play	3.4	9.7
Tackles for a loss-number and yards	4-7	1-3
NET YARDS PASSING	320	344
Times thrown - yards lost attempting to pass	2-15	2-22
Gross yards passing	335	366
PASS ATTEMPTS-COMPLETIONS-HAD INTERCEPTED	38-28-0	41-30-1
Avg gain per pass play (inc.# thrown passing)	8.0	8.0
KICKOFFS Number-In End Zone-Touchbacks	7-5-4	6-5-4
PUNTS Number and Average	4-52.3	1-54.0
Had Blocked	0	0
FGs - PATs Had Blocked	0-0	1-0
Net Punting Average	42.3	54.0
TOTAL RETURN YARDAGE (Not Including Kickoffs)	0	20
No. and Yards Punt Returns	1-0	3-20
No. and Yards Kickoff Returns	2-39	3-63
No. and Yards Interception Returns	1-0	0-0
PENALTIES Number and Yards	4-46	7-73
FUMBLES Number and Lost	0-0	1-1
TOUCHDOWNS	5	6
Rushing	1	2
Passing	4	4
EXTRA POINTS Made-Attempts	3-5	5-5
Kicking Made-Attempts	3-4	4-4
Passing Made-Attempts	0-1	1-1
FIELD GOALS Made-Attempts	1-1	0-2
RED ZONE EFFICIENCY	4-4-100%	4-6-67%
GOAL TO GO EFFICIENCY	4-4-100%	3-3-100%
SAFETIES	0	0
FINAL SCORE	36	42
TIME OF POSSESSION	31:40	31:50

## Ball Possession And Drive Chart

### Houston Texans

#	Time Recd	Time Lost	Time Poss	How Ball Obtained	Drive Began	# Play	Yds Gain	Yds Pen	Net Yds	1st Down	Last Scrm	How Given Up
1	14:11	11:20	2:51	Punt	HST 20	6	24	0	24	1	HST 44	Punt
2	6:57	5:26	1:31	Kickoff	HST 25	3	6	0	6	0	HST 31	Punt
3	0:12	8:56	6:16	Kickoff	HST 18	13	82	0	82	6	* TEN 1	Touchdown
4	3:34	0:00	3:34	Kickoff	HST 25	11	77	-22	55	3	TEN 20	Field Goal
5	15:00	13:33	1:27	Kickoff	HST 25	3	7	0	7	0	HST 32	Punt
6	8:47	6:15	2:32	Blocked FG	HST 21	5	51	28	79	4	* TEN 1	Touchdown
7	5:57	4:35	1:22	Fumble	TEN 4	3	4	0	4	1	* TEN 4	Touchdown
8	14:14	9:37	4:37	Missed FG	HST 27	7	22	0	22	2	HST 49	Punt
9	9:23	8:37	0:46	Kickoff	HST 25	2	75	0	75	2	HST 47	Touchdown
10	8:30	1:50	6:40	Interception	HST 31	15	64	5	69	6	* TEN 1	Touchdown
11	0:04	0:00	0:04	Kickoff		0	0	0	0	0		End of Half

(313) Average HST 31

### Tennessee Titans

#	Time Recd	Time Lost	Time Poss	How Ball Obtained	Drive Began	# Play	Yds Gain	Yds Pen	Net Yds	1st Down	Last Scrm	How Given Up
1	15:00	14:11	0:49	Kickoff	TEN 25	3	6	-5	1	0	TEN 26	Punt
2	11:20	6:57	4:23	Punt	TEN 20	9	72	8	80	6	* HST 7	Touchdown
3	5:26	0:12	5:14	Punt	TEN 29	10	71	0	71	5	* HST 6	Touchdown
4	8:56	3:34	5:22	Kickoff	TEN 15	11	85	0	85	5	HST 22	Touchdown
5	13:33	8:47	4:46	Punt	TEN 20	9	65	6	71	3	* HST 9	Blocked FG
6	6:15	5:57	0:18	Kickoff	TEN 25	3	-15	0	-15	0	TEN 25	Fumble
7	4:35	14:14	5:21	Kickoff	TEN 25	10	71	-15	56	3	* HST 19	Missed FG
8	9:37	9:23	0:14	Punt	TEN 6	1	94	0	94	1	TEN 6	Touchdown
9	8:37	8:30	0:07	Kickoff	TEN 25	1	0	0	0	0	TEN 25	Interception
10	1:50	0:04	1:46	Kickoff	TEN 24	9	76	0	76	5	* HST 7	Touchdown
11	10:00	6:30	3:30	Kickoff	TEN 18	6	82	0	82	3	* HST 5	Touchdown

(232) Average TEN 21

\* inside opponent's 20

Time of Possession by Quarter		1st	2nd	3rd	4th	OT	Total
Visitor	Houston Texans	4:34	9:38	5:21	12:07	0:00	31:40
Home	Tennessee Titans	10:26	5:22	9:39	2:53	3:30	31:50
Kickoff Drive No.-Start Average		Texans: 5 - HST 24			Titans: 7 - TEN 22		

# Final Defensive Statistics

Houston Texans	Regular Defensive Plays											Special Teams					Misc				
	TKL	AST	COMB	SK	/ YDS	TFL	Q	IN	PD	FF	FR	TKL	AST	FF	FR	BL	TKL	AST	FF	FR	
T.Adams	6	2	8	1	7	1	1	0	2	0	0	0	0	0	0	0	0	0	0	0	0
P.Hall	7	0	7	0	0	0	1	0	0	0	0	0	0	0	0	0	0	0	0	0	0
B.Roby	6	1	7	0	0	0	0	1	2	0	0	0	0	0	0	0	0	0	0	0	0
Ju.Reid	5	2	7	0	0	0	0	0	1	0	0	0	0	0	0	1	0	0	0	0	0
Z.Cunningham	2	5	7	0	0	0	0	0	0	0	0	0	0	0	0	0	0	0	0	0	0
V.Hargreaves	5	0	5	0	0	0	0	0	0	0	0	0	0	0	0	0	0	0	0	0	0
E.Murray	4	1	5	0	0	0	0	0	0	0	0	0	0	0	0	0	0	0	0	0	0
B.Scarlett	3	2	5	0	0	0	0	0	0	0	0	1	0	0	0	0	0	0	0	0	0
J.Watt	4	0	4	1	15	1	1	0	1	1	0	0	0	0	0	0	0	0	0	0	0
L.Johnson	4	0	4	0	0	0	1	0	0	0	0	1	0	0	0	0	0	0	0	0	0
C.Watkins	2	0	2	0	0	0	0	0	0	0	0	0	0	0	0	0	0	0	0	0	0
J.Martin	1	0	1	0	0	0	0	0	0	0	1	0	0	0	0	0	0	0	0	0	0
R.Blacklock	1	0	1	0	0	1	0	0	0	0	0	0	0	0	0	0	0	0	0	0	0
M.Thomas	0	1	1	0	0	0	0	0	0	0	0	0	1	0	0	0	0	0	0	0	0
W.Mercilus	0	0	0	0	0	0	1	0	0	0	0	0	0	0	0	0	0	0	0	0	0
C.Omenihu	0	0	0	0	0	0	1	0	0	0	0	0	0	0	0	0	0	0	0	0	0
D.Cole	0	0	0	0	0	0	0	0	0	0	0	2	0	0	0	0	0	0	0	0	0
K.Crossen	0	0	0	0	0	0	0	0	0	0	0	1	1	0	0	0	0	0	0	0	0
K.Emanuel	0	0	0	0	0	0	0	0	0	0	0	1	0	0	0	0	0	0	0	0	0
Total	50	14	64	2	22	3	6	1	6	1	1	6	2	0	0	1	0	0	0	0	0

TKL = Tackle AST = Assist COMB = Combined QH=QB Hit IN = Interception PD = Pass Defense FF = Forced Fumble FR = Fumble Recovery

Tennessee Titans	Regular Defensive Plays											Special Teams					Misc				
	TKL	AST	COMB	SK	/ YDS	TFL	QH	IN	PD	FF	FR	TKL	AST	FF	FR	BL	TKL	AST	FF	FR	
J.Brown	4	6	10	0	0	1	0	0	0	0	0	0	0	0	0	0	0	0	0	0	0
M.Butler	8	0	8	0	0	0	0	0	1	0	0	0	0	0	0	0	0	0	0	0	0
K.Byard	6	2	8	0	0	0	0	0	0	0	0	0	0	0	0	0	0	0	0	0	0
K.Vaccaro	5	3	8	0	0	0	0	0	1	0	0	0	0	0	0	0	0	0	0	0	0
R.Evans	5	2	7	0	0	0	1	0	0	0	0	0	0	0	0	0	0	0	0	0	0
H.Landry	5	1	6	0.5	1.5	1	1	0	0	0	0	0	0	0	0	0	0	0	0	0	0
J.Simmons	4	2	6	1	12	1	2	0	0	0	0	0	0	0	0	0	0	0	0	0	0
D.Jones	2	2	4	0.5	1.5	1	1	0	0	0	0	0	0	0	0	0	0	0	0	0	0
K.Fulton	3	0	3	0	0	0	0	0	0	0	0	0	0	0	0	0	0	0	0	0	0
J.Clowney	1	1	2	0	0	1	0	0	0	0	0	0	0	0	0	0	0	0	0	0	0
I.Mack	1	1	2	0	0	0	0	0	0	0	0	0	0	0	0	0	0	0	0	0	0
J.Crawford	1	0	1	0	0	0	1	0	0	0	0	0	0	0	0	0	0	0	0	0	0
A.Hooker	1	0	1	0	0	0	0	0	0	0	0	0	0	0	0	0	0	0	0	0	0
T.Smith	1	0	1	0	0	0	0	0	0	0	0	0	0	0	0	0	0	0	0	0	0
J.Joseph	1	0	1	0	0	0	0	0	0	0	0	0	0	0	0	0	0	0	0	0	0
D.Bates	0	0	0	0	0	0	0	0	0	0	0	1	0	0	0	0	0	0	0	0	0
J.Douglas	0	0	0	0	0	0	0	0	0	0	0	1	0	0	0	0	0	0	0	0	0
N.Dzubnar	0	0	0	0	0	0	0	0	0	0	0	0	1	0	0	0	0	0	0	0	0
G.Swaim	0	0	0	0	0	0	0	0	0	0	0	0	1	0	0	0	0	0	0	0	0
K.Raymond	0	0	0	0	0	0	0	0	0	0	0	0	0	0	0	0	1	0	0	0	0
Total	48	20	68	2	15	5	6	0	2	0	0	2	2	0	0	0	1	0	0	0	0





## Play By Play

## First Quarter

10/18/2020

HST wins the coin toss and elects to defer. TEN elects to Receive, and HST elects to defend the south goal.

K.Fairbairn kicks 65 yards from HST 35 to end zone, Touchback.

Tennessee Titans at 15:00

- 1-10-TEN 25 (15:00) PENALTY on TEN-B.Jones, False Start, 5 yards, enforced at TEN 25 - No Play.
- 1-15-TEN 20 (15:00) (Shotgun) R.Tannehill pass incomplete short right to J.Smith (Ju.Reid).
- 2-15-TEN 20 (14:56) (Shotgun) R.Tannehill pass short left to K.Raymond to TEN 26 for 6 yards (V.Hargreaves).
- 3-9-TEN 26 (14:24) (Shotgun) R.Tannehill pass incomplete deep left to A.Brown.
- 4-9-TEN 26 (14:18) B.Kern punts 54 yards to HST 20, Center-B.Brinkley. D.Carter ran ob at HST 20 for no gain.

Houston Texans at 14:11

- 1-10-HST 20 (14:11) (Shotgun) Da.Johnson left guard to HST 21 for 1 yard (J.Simmons).
- 2-9-HST 21 (13:37) (Shotgun) D.Watson sacked at HST 18 for -3 yards (sack split by D.Jones and H.Landry).
- 3-12-HST 18 (12:53) (Shotgun) D.Watson pass short middle to W.Fuller pushed ob at HST 40 for 22 yards (A.Hooker). P1
- 1-10-HST 40 (12:16) (No Huddle, Shotgun) D.Watson pass incomplete short middle to W.Fuller.
- 2-10-HST 40 (12:11) (Shotgun) Da.Johnson right tackle to HST 44 for 4 yards (K.Byard).
- 3-6-HST 44 (11:30) (Shotgun) D.Watson pass incomplete short middle to Da.Johnson.
- 4-6-HST 44 (11:27) B.Anger punts 56 yards to end zone, Center-J.Weeks, Touchback.

Tennessee Titans at 11:20

- 1-10-TEN 20 (11:20) D.Henry left guard to TEN 38 for 18 yards (E.Murray). R1
- 1-10-TEN 38 (10:57) (No Huddle) R.Tannehill pass incomplete short left to D.Henry.
- 2-10-TEN 38 (10:53) D.Henry left tackle to TEN 41 for 3 yards (T.Adams, B.Scarlett).
- 3-7-TEN 41 (10:11) (Shotgun) R.Tannehill pass incomplete short right to A.Firkser.
- PENALTY on HST-L.Johnson, Defensive Pass Interference, 8 yards, enforced at TEN 41 - No Play. X2
- 1-10-TEN 49 (10:06) (Shotgun) D.Henry up the middle to HST 48 for 3 yards (J.Martin, Z.Cunningham).
- 2-7-HST 48 (9:31) R.Tannehill pass short middle to A.Brown to HST 30 for 18 yards (B.Roby). P3
- 1-10-HST 30 (8:46) R.Tannehill pass short left to C.Batson to HST 17 for 13 yards (B.Roby). P4
- 1-10-HST 17 (8:08) R.Tannehill pass short right to A.Firkser to HST 7 for 10 yards (T.Adams). P5
- 1-7-HST 7 (7:37) (No Huddle) D.Henry up the middle to HST 7 for no gain (P.Hall).
- 2-7-HST 7 (7:02) (Shotgun) R.Tannehill pass short middle to A.Firkser for 7 yards, TOUCHDOWN. P6
- S.Gostkowski extra point is GOOD, Center-B.Brinkley, Holder-B.Kern.

HST 0 TEN 7, 9 plays, 80 yards, 1 penalty, 4:23 drive, 8:03 elapsed
---

S.Gostkowski kicks 65 yards from TEN 35 to end zone, Touchback.

Houston Texans at 6:57

- 1-10-HST 25 (6:57) (Shotgun) Da.Johnson left tackle to HST 32 for 7 yards (R.Evans, J.Brown).
- 2-3-HST 32 (6:28) Da.Johnson left tackle to HST 31 for -1 yards (D.Jones).
- 3-4-HST 31 (5:45) (Shotgun) D.Watson pass incomplete short left to D.Fells (K.Vaccaro).
- 4-4-HST 31 (5:39) B.Anger punts 56 yards to TEN 13, Center-J.Weeks. K.Raymond to TEN 29 for 16 yards (D.Cole).

Tennessee Titans at 5:26

- 1-10-TEN 29 (5:26) D.Henry up the middle to HST 37 for 34 yards (V.Hargreaves). R7
- 1-10-HST 37 (4:48) D.Henry right tackle to HST 37 for no gain (J.Watt).
- 2-10-HST 37 (4:09) R.Tannehill pass short left to A.Firkser to HST 28 for 9 yards (B.Roby; Z.Cunningham).
- 3-1-HST 28 (3:41) (No Huddle) D.Henry left tackle to HST 26 for 2 yards (B.Scarlett, Z.Cunningham). R8
- 1-10-HST 26 (3:05) R.Tannehill pass incomplete short left to G.Swaim.
- 2-10-HST 26 (3:00) J.McNichols right tackle to HST 26 for no gain (P.Hall, T.Adams).
- 3-10-HST 26 (2:21) (Shotgun) R.Tannehill pass short left to A.Humphries to HST 16 for 10 yards (E.Murray). P9
- 1-10-HST 16 (1:41) D.Henry up the middle to HST 14 for 2 yards (Z.Cunningham, T.Adams).
- 2-8-HST 14 (1:02) (Shotgun) R.Tannehill pass short right to A.Humphries to HST 6 for 8 yards (V.Hargreaves). P10
- 1-6-HST 6 (:18) (Shotgun) R.Tannehill pass short right to A.Brown for 6 yards, TOUCHDOWN. P11
- S.Gostkowski extra point is GOOD, Center-B.Brinkley, Holder-B.Kern.

HST 0 TEN 14, 10 plays, 71 yards, 5:14 drive, 14:48 elapsed
---

S.Gostkowski kicks 66 yards from TEN 35 to HST -1. D.Carter to HST 18 for 19 yards (D.Bates).

Houston Texans vs Tennessee Titans at Nissan Stadium

Houston Texans at 0:12, (1st play from scrimmage 0:08)

1-10-HST 18 (:08) (Shotgun) D.Watson pass short left to R.Cobb to HST 25 for 7 yards (K.Fulton).

END OF QUARTER

	Score	Time Poss	First Downs				Efficiencies	
			R	P	X	T	3 Down	4 Down
Houston Texans	0	4:34	0	1	0	1	1/3	0/0
Tennessee Titans	14	10:26	3	7	1	11	2/3	0/0

Houston Texans continued.

2-3-HST 25	(15:00) (Shotgun) Da.Johnson up the middle to HST 29 for 4 yards (R.Evans).	R2
<u>1-10-HST 29</u>	(14:40) (No Huddle, Shotgun) D.Watson pass short middle to D.Fells to HST 47 for 18 yards (K.Vaccaro).	P3
<u>1-10-HST 47</u>	(14:03) (No Huddle, Shotgun) D.Johnson up the middle to HST 45 for -2 yards (H.Landry).	
2-12-HST 45	(13:24) D.Johnson left tackle to TEN 45 for 10 yards (J.Simmons).	
3-2-TEN 45	(12:46) (Shotgun) D.Watson scrambles up the middle to TEN 39 for 6 yards (M.Butler).	R4
<u>1-10-TEN 39</u>	(12:15) (No Huddle, Shotgun) Da.Johnson left guard to TEN 35 for 4 yards (H.Landry, R.Evans).	
2-6-TEN 35	(11:39) D.Watson pass short left to W.Fuller to TEN 18 for 17 yards (M.Butler).	P5
<u>1-10-TEN 18</u>	(10:58) Da.Johnson right end pushed ob at TEN 7 for 11 yards (K.Byard).	R6
<u>1-7-TEN 7</u>	(10:25) (Shotgun) R.Cobb pass incomplete short left to W.Fuller.	
2-7-TEN 7	(10:20) (Shotgun) D.Watson pass short left to P.Brown to TEN 1 for 6 yards (K.Vaccaro, R.Evans).	
	Timeout #1 by TEN at 09:38.	
3-1-TEN 1	(9:38) (Shotgun) Da.Johnson up the middle to TEN 1 for no gain (R.Evans, J.Simmons).	
4-1-TEN 1	(8:59) (Shotgun) D.Watson pass short right to D.Fells for 1 yard, TOUCHDOWN.	P7
	K.Fairbairn extra point is GOOD, Center-J.Weeks, Holder-B.Anger.	

HST 7 TEN 14, 13 plays, 82 yards, 6:16 drive, 6:04 elapsed
--

K.Fairbairn kicks 62 yards from HST 35 to TEN 3. K.Raymond to TEN 27 for 24 yards (L.Johnson, M.Thomas).

PENALTY on TEN-J.Brown, Offensive Holding, 10 yards, enforced at TEN 25.

Tennessee Titans at 8:56, (1st play from scrimmage 8:51)

1-10-TEN 15	(8:51) R.Tannehill pass short right to G.Swaim to TEN 17 for 2 yards (B.Scarlett).	
2-8-TEN 17	(8:17) D.Henry right tackle to TEN 14 for -3 yards (J.Watt).	
3-11-TEN 14	(7:35) (Shotgun) R.Tannehill pass short middle to J.Smith to TEN 27 for 13 yards (V.Hargreaves).	P12
<u>1-10-TEN 27</u>	(6:53) D.Henry left tackle to TEN 32 for 5 yards (T.Adams).	
2-5-TEN 32	(6:13) R.Tannehill pass incomplete short right to D.Henry (J.Watt).	
3-5-TEN 32	(6:08) (Shotgun) R.Tannehill pass short middle to A.Firkser to TEN 37 for 5 yards (L.Johnson).	P13
	Timeout #1 by HST at 05:41.	
<u>1-10-TEN 37</u>	(5:41) D.Henry right guard to HST 49 for 14 yards (Ju.Reid, E.Murray).	R14
<u>1-10-HST 49</u>	(5:03) D.Henry up the middle to HST 44 for 5 yards (J.Watt).	
2-5-HST 44	(4:25) R.Tannehill pass deep left to K.Raymond pushed ob at HST 24 for 20 yards (B.Roby).	P15
<u>1-10-HST 24</u>	(4:01) (No Huddle) D.Henry up the middle to HST 22 for 2 yards (C.Watkins, Z.Cunningham). HST-V.Hargreaves was injured during the play.	
2-8-HST 22	(3:39) (Shotgun) R.Tannehill pass deep left to A.Humphries for 22 yards, TOUCHDOWN [P.Hall].	P16
	S.Gostkowski extra point is GOOD, Center-B.Brinkley, Holder-B.Kern.	

HST 7 TEN 21, 11 plays, 85 yards, 5:22 drive, 11:26 elapsed
---

S.Gostkowski kicks 65 yards from TEN 35 to end zone, Touchback.

Houston Texans at 3:34

1-10-HST 25	(3:34) (Shotgun) D.Johnson left tackle to HST 26 for 1 yard (K.Vaccaro).	
	PENALTY on HST-T.Howard, Chop Block, 12 yards, enforced at HST 25 - No Play.	
1-22-HST 13	(3:11) (Shotgun) D.Watson pass short middle to D.Fells pushed ob at HST 29 for 16 yards (K.Vaccaro).	
2-6-HST 29	(2:40) D.Johnson up the middle to HST 36 for 7 yards (R.Evans; D.Jones).	
	PENALTY on HST-T.Howard, Offensive Holding, 10 yards, enforced at HST 29 - No Play.	
2-16-HST 19	(2:12) (Shotgun) D.Watson scrambles up the middle to HST 30 for 11 yards (K.Byard; J.Brown).	

Two-Minute Warning

3-5-HST 30	(2:00) (Shotgun) D.Watson pass short right to W.Fuller to HST 38 for 8 yards (K.Byard).	P8
<u>1-10-HST 38</u>	(1:39) (No Huddle, Shotgun) D.Watson pass incomplete deep right to W.Fuller [J.Crawford].	
2-10-HST 38	(1:31) (Shotgun) D.Watson scrambles left tackle to HST 39 for 1 yard (H.Landry).	
3-9-HST 39	(:51) (Shotgun) D.Watson pass short right to W.Fuller to TEN 44 for 17 yards (K.Fulton).	P9
	Timeout #2 by HST at 00:43.	
<u>1-10-TEN 44</u>	(:43) (Shotgun) D.Watson pass short middle to B.Cooks to TEN 38 for 6 yards (T.Smith).	
2-4-TEN 38	(:25) (No Huddle, Shotgun) D.Watson pass short left to Da.Johnson to TEN 26 for 12 yards (M.Butler, K.Vaccaro).	P10
	Timeout #3 by HST at 00:17.	



Houston Texans vs Tennessee Titans at Nissan Stadium

1-10-TEN 26 (:17) (Shotgun) D.Watson pass short middle to R.Cobb to TEN 20 for 6 yards (K.Fulton).

2-4-TEN 20 (:04) (No Huddle) D.Watson spiked the ball to stop the clock.

3-4-TEN 20 (:03) K.Fairbairn 38 yard field goal is GOOD, Center-J.Weeks, Holder-B.Anger.

HST 10 TEN 21, 11 plays, 55 yards, 3:34 drive, 15:00 elapsed

END OF QUARTER	Score	Time Poss	First Downs				Efficiencies	
			R	P	X	T	3 Down	4 Down
Houston Texans	10	9:38	3	6	0	9	3/4	1/1
Tennessee Titans	21	5:22	1	4	0	5	2/2	0/0

## Third Quarter

10/18/2020

## Play By Play

HST elects to Receive, and TEN elects to defend the North goal.

S.Gostkowski kicks 65 yards from TEN 35 to end zone, Touchback.

## Houston Texans at 15:00

- 1-10-HST 25 (15:00) Da.Johnson right tackle to HST 29 for 4 yards (H.Landry, J.Brown).  
 2-6-HST 29 (14:25) (Shotgun) D.Johnson left end pushed ob at HST 32 for 3 yards (M.Butler).  
 3-3-HST 32 (13:49) (Shotgun) D.Watson pass incomplete short middle to D.Johnson.  
 4-3-HST 32 (13:44) B.Anger punts 52 yards to TEN 16, Center-J.Weeks. K.Raymond to TEN 20 for 4 yards (B.Scarlett, K.Crossen).

## Tennessee Titans at 13:33

- 1-10-TEN 20 (13:33) D.Henry right tackle to TEN 29 for 9 yards (Z.Cunningham).  
 2-1-TEN 29 (12:53) D.Henry left tackle to TEN 33 for 4 yards (C.Watkins). R17  
1-10-TEN 33 (12:14) R.Tannehill pass incomplete short right to D.Henry (T.Adams).  
 2-10-TEN 33 (12:09) (Shotgun) R.Tannehill pass incomplete deep left to A.Brown.  
 PENALTY on HST-B.Roby, Defensive Pass Interference, 16 yards, enforced at TEN 33 - No Play. X18  
1-10-TEN 49 (12:04) D.Henry right tackle to HST 49 for 2 yards (P.Hall).  
 PENALTY on TEN-N.Davis, Offensive Holding, 10 yards, enforced at TEN 49 - No Play.  
 1-20-TEN 39 (11:37) (Shotgun) R.Tannehill pass incomplete short middle to A.Firkser (T.Adams).  
 2-20-TEN 39 (11:34) (Shotgun) R.Tannehill pass deep middle to A.Firkser to HST 16 for 45 yards (L.Johnson) [W.Mercilus]. P19  
1-10-HST 16 (10:52) D.Henry left tackle to HST 14 for 2 yards (P.Hall).  
 2-8-HST 14 (10:12) (Shotgun) R.Tannehill sacked at HST 21 for -7 yards (T.Adams).  
 3-15-HST 21 (9:35) (Shotgun) R.Tannehill pass short left to A.Brown to HST 9 for 12 yards (L.Johnson).  
 4-3-HST 9 (8:57) S.Gostkowski 27 yard field goal is BLOCKED (Ju.Reid), Center-B.Brinkley, Holder-B.Kern, RECOVERED by HST-M.Thomas at HST 21. M.Thomas to HST 21 for no gain (J.Douglas).

## Houston Texans at 8:47

- 1-10-HST 21 (8:47) (Shotgun) D.Watson pass short middle to D.Fells to HST 32 for 11 yards (J.Brown). P11  
1-10-HST 32 (8:17) (Shotgun) Da.Johnson right guard to HST 36 for 4 yards (K.Byard).  
 2-6-HST 36 (7:42) (Shotgun) D.Watson pass short right to D.Fells to TEN 29 for 35 yards (J.Brown, K.Vaccaro). P12  
1-10-TEN 29 (7:04) D.Watson pass incomplete deep left to K.Stills [R.Evans].  
 PENALTY on TEN-K.Fulton, Defensive Pass Interference, 28 yards, enforced at TEN 29 - No Play. X13  
1-1-TEN 1 (6:58) (Shotgun) D.Watson pass short middle to B.Cooks to TEN 1 for no gain (K.Byard).  
 2-1-TEN 1 (6:21) (Shotgun) Da.Johnson up the middle for 1 yard, TOUCHDOWN. R14  
 K.Fairbairn extra point is GOOD, Center-J.Weeks, Holder-B.Anger.

HST 17 TEN 21, 5 plays, 79 yards, 1 penalty, 2:32 drive, 8:45 elapsed

K.Fairbairn kicks 65 yards from HST 35 to end zone, Touchback.

## Tennessee Titans at 6:15

- 1-10-TEN 25 (6:15) R.Tannehill pass incomplete short left to A.Brown (B.Roby). TEN-T.Lewan was injured during the play.  
 2-10-TEN 25 (6:12) R.Tannehill pass incomplete short left to K.Blasingame.  
 3-10-TEN 25 (6:08) (Shotgun) R.Tannehill sacked at TEN 16 for -9 yards (J.Watt). FUMBLES (J.Watt) [J.Watt], touched at TEN 10, RECOVERED by HST-J.Martin at TEN 4.

## Houston Texans at 5:57

- 1-4-TEN 4 (5:57) (Shotgun) Da.Johnson right tackle to TEN 6 for -2 yards (J.Brown, K.Byard).  
 2-6-TEN 6 (5:17) (Shotgun) D.Watson pass short left to D.Johnson pushed ob at TEN 4 for 2 yards (H.Landry).  
 3-4-TEN 4 (4:43) (Shotgun) D.Watson pass short right to R.Cobb for 4 yards, TOUCHDOWN. P15  
 The Replay Official reviewed the runner broke the plane ruling, and the play was Upheld. The ruling on the field stands.  
 K.Fairbairn extra point is No Good, Wide Left, Center-J.Weeks, Holder-B.Anger.

HST 23 TEN 21, 3 plays, 4 yards, 1:22 drive, 10:25 elapsed

K.Fairbairn kicks 65 yards from HST 35 to end zone, Touchback.

## Tennessee Titans at 4:35

- 1-10-TEN 25 (4:35) D.Henry left end to TEN 28 for 3 yards (P.Hall).  
 2-7-TEN 28 (4:00) (Shotgun) PENALTY on TEN-T.Sambrailo, False Start, 5 yards, enforced at TEN 28 - No Play.  
 2-12-TEN 23 (3:48) (Shotgun) D.Henry up the middle to TEN 28 for 5 yards (P.Hall).  
 3-7-TEN 28 (3:07) (Shotgun) R.Tannehill pass short right to A.Firkser to TEN 35 for 7 yards (Ju.Reid). P20  
1-10-TEN 35 (2:28) J.McNichols left tackle to HST 45 for 20 yards (B.Roby). R21

Houston Texans vs Tennessee Titans at Nissan Stadium

- 1-10-HST 45 (2:01) (No Huddle) J.McNichols up the middle to HST 41 for 4 yards (P.Hall).
- 2-6-HST 41 (1:38) (No Huddle) R.Tannehill pass short middle to A.Brown to HST 26 for 15 yards (Ju.Reid).
- 1-10-HST 26 (1:10) (No Huddle) J.McNichols left tackle to HST 23 for 3 yards (T.Adams).
- PENALTY on TEN-B.Jones, Offensive Holding, 10 yards, enforced at HST 26 - No Play.
- 1-20-HST 36 (:47) R.Tannehill pass short left to D.Henry to HST 37 for -1 yards (R.Blacklock).
- 2-21-HST 37 (:06) (Shotgun) R.Tannehill pass short right to G.Swaim to HST 29 for 8 yards (T.Adams) [L.Johnson].

END OF QUARTER

	Score	Time Poss	First Downs				Efficiencies	
			R	P	X	T	3 Down	4 Down
Houston Texans	23	5:21	1	3	1	5	1/2	0/0
Tennessee Titans	21	9:39	2	3	1	6	1/3	0/0

Tennessee Titans continued.

- 3-13-HST 29 (15:00) (Shotgun) J.McNichols up the middle to HST 19 for 10 yards (M.Thomas; Z.Cunningham).  
 4-3-HST 19 (14:18) S.Gostkowski 37 yard field goal is No Good, Wide Right, Center-B.Brinkley, Holder-B.Kern.

Houston Texans at 14:14

- 1-10-HST 27 (14:14) D.Watson pass deep right to B.Cooks ran ob at HST 46 for 19 yards. P16  
 1-10-HST 46 (13:44) (No Huddle, Shotgun) D.Watson pass short right to B.Cooks to TEN 49 for 5 yards (K.Byard).  
 2-5-TEN 49 (13:17) Da.Johnson left guard to TEN 47 for 2 yards (D.Jones, J.Simmons).  
 3-3-TEN 47 (12:37) (Shotgun) D.Watson pass short middle to B.Cooks to TEN 41 for 6 yards (M.Butler). P17  
 1-10-TEN 41 (12:00) (Shotgun) D.Johnson right tackle to TEN 43 for -2 yards (J.Clowney).  
 2-12-TEN 43 (11:17) (Shotgun) D.Watson pass short middle to D.Fells to TEN 39 for 4 yards (I.Mack; J.Brown).  
 3-8-TEN 39 (10:29) (Shotgun) D.Watson sacked at HST 49 for -12 yards (J.Simmons).  
 4-20-HST 49 (9:46) B.Anger punts 45 yards to TEN 6, Center-J.Weeks. K.Raymond to TEN 6 for no gain (K.Crossen).

Tennessee Titans at 9:37

- 1-10-TEN 6 (9:37) D.Henry right guard for 94 yards, TOUCHDOWN. R23  
 TWO-POINT CONVERSION ATTEMPT. R.Tannehill pass to N.Westbrook is complete. ATTEMPT SUCCEEDS.

HST 23 TEN 29, 1 plays, 94 yards, 0:14 drive, 5:37 elapsed
--

S.Gostkowski kicks 65 yards from TEN 35 to end zone, Touchback.

Houston Texans at 9:23

- 1-10-HST 25 (9:23) (Shotgun) D.Watson pass deep right to P.Brown to HST 47 for 22 yards (K.Vaccaro, J.Brown). P18  
 1-10-HST 47 (8:44) (Shotgun) D.Watson pass deep left to W.Fuller for 53 yards, TOUCHDOWN. P19  
 K.Fairbairn extra point is GOOD, Center-J.Weeks, Holder-B.Anger.

HST 30 TEN 29, 2 plays, 75 yards, 0:46 drive, 6:23 elapsed
--

K.Fairbairn kicks 65 yards from HST 35 to end zone, Touchback.

Tennessee Titans at 8:37

- 1-10-TEN 25 (8:37) R.Tannehill pass deep middle intended for K.Raymond INTERCEPTED by B.Roby at HST 31. B.Roby to HST 31 for no gain (K.Raymond).

Houston Texans at 8:30

- 1-10-HST 31 (8:30) (Shotgun) D.Watson pass short left to B.Cooks to HST 46 for 15 yards (M.Butler) [J.Simmons]. P20  
 1-10-HST 46 (7:49) Da.Johnson up the middle to HST 49 for 3 yards (J.Crawford, K.Vaccaro).  
 2-7-HST 49 (7:06) (Shotgun) D.Watson pass incomplete short left to W.Fuller.  
 3-7-HST 49 (7:03) (Shotgun) D.Watson pass short left to B.Cooks to TEN 44 for 7 yards (M.Butler). P21  
 1-10-TEN 44 (6:15) (Shotgun) Da.Johnson right guard to TEN 41 for 3 yards (J.Simmons).  
 2-7-TEN 41 (5:30) (Shotgun) D.Watson pass short middle to W.Fuller to TEN 35 for 6 yards (M.Butler, D.Jones).  
 3-1-TEN 35 (4:40) (Shotgun) D.Watson pass incomplete short right to R.Cobb.  
 4-1-TEN 35 (4:37) Da.Johnson right guard to TEN 34 for 1 yard (J.Brown, J.Clowney). R22  
 1-10-TEN 34 (3:49) (Shotgun) D.Watson pass short right to B.Cooks to TEN 25 for 9 yards (J.Joseph).  
 2-1-TEN 25 (3:05) (Shotgun) PENALTY on TEN, Defensive Too Many Men on Field, 5 yards, enforced at TEN 25 - No Play. X23  
 1-10-TEN 20 (3:05) (Shotgun) D.Watson pass incomplete deep left to W.Fuller (M.Butler).  
 2-10-TEN 20 (3:01) Da.Johnson left tackle to TEN 9 for 11 yards (R.Evans). R24  
 Timeout #1 by TEN at 02:53.  
 1-9-TEN 9 (2:53) (Shotgun) D.Watson left end to TEN 1 for 8 yards (I.Mack).  
 2-1-TEN 1 (2:04) (Shotgun) Da.Johnson up the middle to TEN 1 for no gain (K.Vaccaro, J.Brown).

Two-Minute Warning

- 3-1-TEN 1 (1:57) (Shotgun) Da.Johnson up the middle to TEN 1 for no gain (R.Evans).  
 Timeout #2 by TEN at 01:53.  
 4-1-TEN 1 (1:53) D.Watson pass short middle to B.Cooks for 1 yard, TOUCHDOWN [R.Evans]. P25  
 TWO-POINT CONVERSION ATTEMPT. D.Watson pass to R.Cobb is incomplete. ATTEMPT FAILS.

HST 36 TEN 29, 15 plays, 69 yards, 1 penalty, 6:40 drive, 13:10 elapsed
---

K.Fairbairn kicks 64 yards from HST 35 to TEN 1. K.Raymond to TEN 24 for 23 yards (K.Emanuel).

Tennessee Titans at 1:50, (1st play from scrimmage 1:45)

- 1-10-TEN 24 (1:45) (Shotgun) R.Tannehill pass incomplete short middle to J.McNichols [C.Omenihu].

Houston Texans vs Tennessee Titans at Nissan Stadium

- 2-10-TEN 24 (1:41) (No Huddle, Shotgun) R.Tannehill pass short middle to A.Humphries to TEN 35 for 11 yards (E.Murray). P24
- 1-10-TEN 35 (1:25) (No Huddle, Shotgun) R.Tannehill pass short left to A.Humphries ran ob at TEN 40 for 5 yards.
- 2-5-TEN 40 (1:21) (No Huddle, Shotgun) R.Tannehill pass short right to K.Raymond to TEN 46 for 6 yards (V.Hargreaves). P25
- 1-10-TEN 46 (1:04) (No Huddle, Shotgun) R.Tannehill pass short left to A.Firkser to HST 31 for 23 yards (B.Roby). P26
- 1-10-HST 31 (:40) (No Huddle, Shotgun) R.Tannehill pass short right to A.Firkser to HST 24 for 7 yards (Ju.Reid).  
Timeout #3 by TEN at 00:36.
- 2-3-HST 24 (:36) (Shotgun) R.Tannehill pass short middle to A.Humphries to HST 16 for 8 yards (E.Murray, Ju.Reid). P27  
Timeout #1 by HST at 00:22.
- 1-10-HST 16 (:22) (Shotgun) R.Tannehill pass short left to J.McNichols to HST 7 for 9 yards (B.Roby, Ju.Reid).
- 2-1-HST 7 (:07) (No Huddle, Shotgun) R.Tannehill pass short left to A.Brown for 7 yards, TOUCHDOWN. P28  
The Replay Official reviewed the pass completion ruling, and the play was Upheld. The ruling on the field stands.  
Timeout #2 by HST at 00:04.

S.Gostkowski extra point is GOOD, Center-B.Brinkley, Holder-B.Kern.

HST 36 TEN 36, 9 plays, 76 yards, 1:46 drive, 14:56 elapsed

S.Gostkowski kicks 60 yards from TEN 35 to HST 5. D.Carter to HST 25 for 20 yards (N.Dzubnar; G.Swaim).

END OF QUARTER

	Score	Time Poss	First Downs				Efficiencies	
			R	P	X	T	3 Down	4 Down
Houston Texans	36	12:07	2	7	1	10	2/5	2/2
Tennessee Titans	36	2:53	1	5	0	6	0/1	0/0

## Play By Play

## Overtime

10/18/2020

TEN wins toss, elects to Receive, and HST elects to defend the North goal.

K.Fairbairn kicks 65 yards from HST 35 to TEN 0. K.Raymond to TEN 18 for 18 yards (D.Cole).

Tennessee Titans at 10:00, (1st play from scrimmage 9:56)

1-10-TEN 18 (9:56) D.Henry left tackle to TEN 20 for 2 yards (P.Hall).

2-8-TEN 20 (9:19) R.Tannehill pass short right to D.Henry to HST 27 for 53 yards (L.Johnson). HST-L.Johnson was injured during the play. P29

1-10-HST 27 (8:43) J.McNichols up the middle to HST 10 for 17 yards (T.Adams, B.Scarlett). R30

1-10-HST 10 (8:02) (Shotgun) D.Henry left end to HST 7 for 3 yards (Ju.Reid).

2-7-HST 7 (7:14) (Shotgun) R.Tannehill pass short left to J.McNichols to HST 5 for 2 yards (B.Scarlett).

3-5-HST 5 (6:35) Direct snap to D.Henry. D.Henry left guard for 5 yards, TOUCHDOWN. R31

HST 36 TEN 42, 6 plays, 82 yards, 3:30 drive, 3:30 elapsed

## END OF QUARTER

	Score	Time Poss	First Downs				Efficiencies	
			R	P	X	T	3 Down	4 Down
Houston Texans	36	0:00	0	0	0	0	0/0	0/0
Tennessee Titans	42	3:30	2	1	0	3	1/1	0/0

# Miscellaneous Statistics Report

Houston Texans vs Tennessee Titans  
10/18/2020 at Nissan Stadium

## Ten Longest Plays for Houston Texans

Yards	Qtr	Play Start	Play Description
53	4	1-10-HST 47	(8:44) (Shotgun) D.Watson pass deep left to W.Fuller for 53 yards, TOUCHDOWN.
35	3	2-6-HST 36	(7:42) (Shotgun) D.Watson pass short right to D.Fells to TEN 29 for 35 yards (J.Brown, K.Vaccaro).
22	1	3-12-HST 18	(12:53) (Shotgun) D.Watson pass short middle to W.Fuller pushed ob at HST 40 for 22 yards (A.Hooker).
22	4	1-10-HST 25	(9:23) (Shotgun) D.Watson pass deep right to P.Brown to HST 47 for 22 yards (K.Vaccaro, J.Brown).
19	4	1-10-HST 27	(14:14) D.Watson pass deep right to B.Cooks ran ob at HST 46 for 19 yards.
18	2	1-10-HST 29	(14:40) (No Huddle, Shotgun) D.Watson pass short middle to D.Fells to HST 47 for 18 yards (K.Vaccaro).
17	2	2-6-TEN 35	(11:39) D.Watson pass short left to W.Fuller to TEN 18 for 17 yards (M.Butler).
17	2	3-9-HST 39	(:51) (Shotgun) D.Watson pass short right to W.Fuller to TEN 44 for 17 yards (K.Fulton).
16	2	1-22-HST 13	(3:11) (Shotgun) D.Watson pass short middle to D.Fells pushed ob at HST 29 for 16 yards (K.Vaccaro).
15	4	1-10-HST 31	(8:30) (Shotgun) D.Watson pass short left to B.Cooks to HST 46 for 15 yards (M.Butler) [J.Simmons].

## Ten Longest Plays for Tennessee Titans

Yards	Qtr	Play Start	Play Description
94	4	1-10-TEN 6	(9:37) D.Henry right guard for 94 yards, TOUCHDOWN.
53	5	2-8-TEN 20	(9:19) R.Tannehill pass short right to D.Henry to HST 27 for 53 yards (L.Johnson). HST-L.Johnson was injured during the
45	3	2-20-TEN 39	(11:34) (Shotgun) R.Tannehill pass deep middle to A.Firkser to HST 16 for 45 yards (L.Johnson) [W.Mercilus].
34	1	1-10-TEN 29	(5:26) D.Henry up the middle to HST 37 for 34 yards (V.Hargreaves).
23	4	1-10-TEN 46	(1:04) (No Huddle, Shotgun) R.Tannehill pass short left to A.Firkser to HST 31 for 23 yards (B.Roby).
22	2	2-8-HST 22	(3:39) (Shotgun) R.Tannehill pass deep left to A.Humphries for 22 yards, TOUCHDOWN [P.Hall].
20	2	2-5-HST 44	(4:25) R.Tannehill pass deep left to K.Raymond pushed ob at HST 24 for 20 yards (B.Roby).
20	3	1-10-TEN 35	(2:28) J.McNichols left tackle to HST 45 for 20 yards (B.Roby).
18	1	1-10-TEN 20	(11:20) D.Henry left guard to TEN 38 for 18 yards (E.Murray).
18	1	2-7-HST 48	(9:31) R.Tannehill pass short middle to A.Brown to HST 30 for 18 yards (B.Roby).

## Touchdown Scoring Information

		Offense	Defense	Special Teams
VISITOR	Houston Texans	5	0	0
HOME	Tennessee Titans	6	0	0

## Player Scoring Information

Club	Player	TD	Rush TD	Rec TD	KO TD	Punt TD	Int TD	Fum TD	Misc TD	FG	XP	2Pt Rush	2Pt Rec	Sfty	Points
HST	Da.Johnson	0	1	0	0	0	0	0	0	0	0	0	0	0	6
HST	B.Cooks	0	0	1	0	0	0	0	0	0	0	0	0	0	6
HST	W.Fuller	0	0	1	0	0	0	0	0	0	0	0	0	0	6
HST	D.Fells	0	0	1	0	0	0	0	0	0	0	0	0	0	6
HST	R.Cobb	0	0	1	0	0	0	0	0	0	0	0	0	0	6
HST	K.Fairbairn	0	0	0	0	0	0	0	0	1	3	0	0	0	6
TEN	D.Henry	0	2	0	0	0	0	0	0	0	0	0	0	0	12
TEN	A.Brown	0	0	2	0	0	0	0	0	0	0	0	0	0	12
TEN	A.Firkser	0	0	1	0	0	0	0	0	0	0	0	0	0	6
TEN	A.Humphries	0	0	1	0	0	0	0	0	0	0	0	0	0	6
TEN	S.Gostkowski	0	0	0	0	0	0	0	0	0	4	0	0	0	4
TEN	N.Westbrook	0	0	0	0	0	0	0	0	0	0	0	1	0	2

## Possession Detail

	First Half		Second Half		Game	
	Visitor	Home	Visitor	Home	Visitor	Home
Largest Lead	0	14	7	6	7	14
Drives Leading	0	2	2	3	2	5
Time of Possession Leading	0:00	10:36	11:17	5:18	11:17	15:54
Largest Deficit	-14	0	-6	-7	-14	-7
Drives Trailing	3	0	4	3	7	3
Time of Possession Trailing	11:21	0:00	6:07	7:14	17:28	7:14
Times Score Tied Up		0		1		1
Lead Changes		1		4		5

# Playtime Percentage

*Percent of playtime per player on offense, defense and special teams*

Houston Texans					Tennessee Titans				
		Offense	Defense	Special Teams			Offense	Defense	Special Teams
S Kelemete	G	71 100%		5 17%	R Saffold	G	75 100%		6 21%
T Howard	T	71 100%		5 17%	D Kelly	T	75 100%		6 21%
L Tunsil	T	71 100%		5 17%	N Davis	G	75 100%		6 21%
Z Fulton	G	71 100%		5 17%	B Jones	C	75 100%		
N Martin	C	71 100%			R Tannehill	QB	75 100%		
D Watson	QB	71 100%			A Brown	WR	63 84%		
W Fuller	WR	66 93%			G Swaim	TE	49 65%		20 69%
D Fells	TE	62 87%		5 17%	D Henry	RB	45 60%		
B Cooks	WR	62 87%			T Lewan	T	45 60%		
D Johnson	RB	55 77%			A Firkser	TE	41 55%		8 28%
R Cobb	WR	44 62%			A Humphries	WR	41 55%		
P Brown	TE	29 41%		12 41%	T Sambrailo	T	30 40%		6 21%
D Johnson	RB	19 27%			J Smith	TE	29 39%		
K Stills	WR	15 21%			J McNichols	RB	29 39%		
R Johnson	T	3 4%			N Westbrook	WR	27 36%		7 24%
Z Cunningham	LB		75 100%	6 21%	K Raymond	WR	21 28%		11 38%
J Reid	SS		75 100%	6 21%	C Batson	WR	20 27%		
E Murray	FS		75 100%		K Blasingame	FB	10 13%		15 52%
B Roby	CB		75 100%		K Byard	FS		71 100%	5 17%
V Hargreaves	CB		74 99%		M Butler	CB		71 100%	
J Watt	DE		65 87%		K Vaccaro	SS		71 100%	
T Adams	LB		57 76%	4 14%	J Brown	LB		68 96%	10 34%
B Scarlett	LB		40 53%	16 55%	J Joseph	CB		67 94%	
P Hall	DT		40 53%	6 21%	J Simmons	DT		63 89%	8 28%
B Dunn	NT		40 53%	6 21%	H Landry	LB		62 87%	
W Mercilus	LB		40 53%		K Fulton	CB		56 79%	
L Johnson	CB		35 47%	14 48%	R Evans	LB		55 77%	
C Omenihu	DE		35 47%	6 21%	J Clowney	DE		53 75%	
C Watkins	DE		32 43%	6 21%	D Jones	NT		49 69%	14 48%
R Blacklock	DT		24 32%	6 21%	J Crawford	DT		32 45%	14 48%
J Martin	DE		24 32%		I Mack	DT		18 25%	3 10%
M Thomas	SS		18 24%	23 79%	A Hooker	FS		16 23%	23 79%
P Gaines	CB		1 1%	6 21%	V Beasley	LB		11 15%	
K Crossen	CB			24 83%	L Murchison	DT		8 11%	5 17%
D Cole	LB			18 62%	D Roberson	LB		5 7%	12 41%
C Gillaspia	RB			18 62%	D Long	LB		3 4%	14 48%
C Proise	RB			18 62%	T Smith	CB		2 3%	5 17%
K Emanuel	LB			18 62%	N Dzubnar	LB			23 79%
J Greenard	LB			14 48%	D Bates	LB			23 79%
J Reid	CB			12 41%	J Kalu	CB			20 69%
K Fairbairn	K			12 41%	C Milton	CB			16 55%
B Anger	P			9 31%	S Gostkowski	K			12 41%
J Weeks	LS			9 31%	B Kern	P			7 24%
J Owens	CB			8 28%	B Brinkley	LS			7 24%
D Carter	WR			7 24%					



B Qvale	T	5	17%	K Orr	CB	7	24%
M Scharping	T	5	17%	J Douglas	G	6	21%

# 2020 TENNESSEE TITANS REGULAR SEASON STATISTICS

Won 5, Lost 0

Date	W-L	Score	OT	Opponent	Attendance
09/14	W	16-14		at Denver	0
09/20	W	33-30		Jacksonville	0
09/27	W	31-30		at Minnesota	0
10/13	W	42-16		Buffalo	8,403
10/18	W	42-36	OT	Houston	10,166
10/25				Pittsburgh	
11/01				at Cincinnati	
11/08				Chicago	
11/12				Indianapolis	
11/22				at Baltimore	
11/29				at Indianapolis	
12/06				Cleveland	
12/13				at Jacksonville	
12/20				Detroit	
12/27				at Green Bay	
01/03				at Houston	

Statistic	Tenn.	Opp.
<b>Total First Downs</b>	<b>128</b>	<b>119</b>
Rushing	41	38
Passing	76	76
Penalty	11	5
3rd Down: Made/Att	29/60	37/64
3rd Down Pct.	48.3	57.8
4th Down: Made/Att	3/3	4/6
4th Down Pct.	100.0	66.7
<b>Possession Avg.</b>	<b>29:42</b>	<b>30:18</b>
<b>Total Net Yards</b>	<b>2110</b>	<b>2049</b>
Avg. Per Game	422.0	409.8
Total Plays	342	331
Avg. Per Play	6.2	6.2
<b>Net Yards Rushing</b>	<b>789</b>	<b>685</b>
Avg. Per Game	157.8	137.0
Total Rushes	163	135
<b>Net Yards Passing</b>	<b>1321</b>	<b>1364</b>
Avg. Per Game	264.2	272.8
Sacked/Yards Lost	6/47	7/62
Gross Yards	1368	1426
Att./Completions	173/121	189/125
Completion Pct.	69.9	66.1
Had Intercepted	2	6
<b>Punts/Average</b>	<b>14/46.5</b>	<b>16/49.6</b>
Net Punting Avg.	14/44.0	16/43.1
<b>Penalties/Yards</b>	<b>26/231</b>	<b>30/238</b>
<b>Fumbles/Ball Lost</b>	<b>3/1</b>	<b>10/3</b>
<b>Touchdowns</b>	<b>20</b>	<b>17</b>
Rushing	7	4
Passing	13	13
Returns	0	0

Score By Periods	Q1	Q2	Q3	Q4	OT	PTS
<b>Team</b>	<b>41</b>	<b>41</b>	<b>29</b>	<b>47</b>	<b>6</b>	<b>164</b>
<b>Opponents</b>	<b>28</b>	<b>26</b>	<b>27</b>	<b>45</b>	<b>0</b>	<b>126</b>

Scoring	TD	Rush	Rec	Ret	K-PAT	FG	S	PTS
Gostkowski	0	0	0	0	15/17	9/14	0	42
Henry	6	6	0	0			0	36
J. Smith	5	0	5	0			0	30
A. Brown	3	0	3	0			0	18
Humphries	2	0	2	0			0	12
Tannehill	1	1	0	0			0	8
C. Davis	1	0	1	0			0	6
Firkser	1	0	1	0			0	6
Pruitt	1	0	1	0			0	6
<b>Team</b>	<b>20</b>	<b>7</b>	<b>13</b>	<b>0</b>	<b>15/17</b>	<b>9/14</b>	<b>0</b>	<b>164</b>
<b>Opponents</b>	<b>17</b>	<b>4</b>	<b>13</b>	<b>0</b>	<b>12/14</b>	<b>4/5</b>	<b>0</b>	<b>126</b>

2-Pt Conv: Tannehill, TM 1-2,3

Sacks: Simmons 2, Crawford 1, Fulton 1, D. Jones 1, Landry 1, Vaccaro 1, TM 7, OPP 6

FUM/Lost: Tannehill 3/1

Passing	Att	Cmp	Yds	Cmp%	Yds/Att	TD	TD%	Int	Int%	Long	Sack/Lost	Rating
Tannehill	173	121	1368	69.9	7.91	13	7.5	2	1.2	63	5/47	113.5
Humphries	0	0	0	---	---	0	---	0	---	---	1/0	---
<b>Team</b>	<b>173</b>	<b>121</b>	<b>1368</b>	<b>69.9</b>	<b>7.91</b>	<b>13</b>	<b>7.5</b>	<b>2</b>	<b>1.2</b>	<b>63</b>	<b>6/47</b>	<b>113.5</b>
<b>Opponents</b>	<b>189</b>	<b>125</b>	<b>1426</b>	<b>66.1</b>	<b>7.54</b>	<b>13</b>	<b>6.9</b>	<b>6</b>	<b>3.2</b>	<b>71t</b>	<b>7/62</b>	<b>98.3</b>

Rushing	No.	Yds	Avg	Long	TD
Henry	123	588	4.8	94t	6
McNichols	16	86	5.4	20	0
Tannehill	15	77	5.1	23	1
D. Evans	5	21	4.2	9	0
Batson	1	11	11.0	11	0
Perry	2	9	4.5	6	0
Humphries	0	0	---	---	0
Raymond	1	-3	-3.0	-3	0
<b>Team</b>	<b>163</b>	<b>789</b>	<b>4.8</b>	<b>94t</b>	<b>7</b>
<b>Opponents</b>	<b>135</b>	<b>685</b>	<b>5.1</b>	<b>39t</b>	<b>4</b>

Receiving	No.	Yds	Avg	Long	TD
Humphries	21	200	9.5	23	2
J. Smith	19	234	12.3	63	5
Firkser	17	182	10.7	45	1
A. Brown	17	177	10.4	18	3
C. Davis	15	206	13.7	38	1
Raymond	8	176	22.0	61	0
Henry	8	84	10.5	53	0
McNichols	4	19	4.8	9	0
Batson	3	39	13.0	18	0
Pruitt	3	17	5.7	10	1
Swaim	2	10	5.0	8	0
Hollister	1	12	12.0	12	0
Westbrook	1	7	7.0	7	0
Blasingame	1	5	5.0	5	0
Tannehill	1	0	0.0	0	0
<b>Team</b>	<b>121</b>	<b>1368</b>	<b>11.3</b>	<b>63</b>	<b>13</b>
<b>Opponents</b>	<b>125</b>	<b>1426</b>	<b>11.4</b>	<b>71t</b>	<b>13</b>

Interceptions	No.	Yds	Avg	Long	TD
Butler	2	97	48.5	68	0
Fulton	1	44	44.0	44	0
J. Joseph	1	5	5.0	5	0
Hooker	1	3	3.0	3	0
Landry	1	0	0.0	0	0
<b>Team</b>	<b>6</b>	<b>149</b>	<b>24.8</b>	<b>68</b>	<b>0</b>
<b>Opponents</b>	<b>2</b>	<b>16</b>	<b>8.0</b>	<b>16</b>	<b>0</b>

Punting	No.	Yds	Avg	Net	TB	In	Lg	B
Kern	14	651	46.5	44.0	1	9	66	0
<b>Team</b>	<b>14</b>	<b>651</b>	<b>46.5</b>	<b>44.0</b>	<b>1</b>	<b>9</b>	<b>66</b>	<b>0</b>
<b>Opponents</b>	<b>16</b>	<b>793</b>	<b>49.6</b>	<b>43.1</b>	<b>1</b>	<b>7</b>	<b>71</b>	<b>0</b>

Punt Returns	Ret	FC	Yds	Avg	Long	TD
Raymond	11	2	84	7.6	40	0
<b>Team</b>	<b>11</b>	<b>2</b>	<b>84</b>	<b>7.6</b>	<b>40</b>	<b>0</b>
<b>Opponents</b>	<b>5</b>	<b>5</b>	<b>15</b>	<b>3.0</b>	<b>9</b>	<b>0</b>

Kickoff Returns	No.	Yds	Avg	Long	TD
Raymond	10	199	19.9	30	0
Kalu	1	2	2.0	2	0
<b>Team</b>	<b>11</b>	<b>201</b>	<b>18.3</b>	<b>30</b>	<b>0</b>
<b>Opponents</b>	<b>11</b>	<b>224</b>	<b>20.4</b>	<b>30</b>	<b>0</b>

Field Goals	1-19	20-29	30-39	40-49	50+
Gostkowski	0/0	1/2	3/4	1/4	4/4
<b>Team</b>	<b>0/0</b>	<b>1/2</b>	<b>3/4</b>	<b>1/4</b>	<b>4/4</b>
<b>Opponents</b>	<b>0/0</b>	<b>0/0</b>	<b>2/2</b>	<b>2/3</b>	<b>0/0</b>

Gostkowski: (47N,44B,42N,25G)(51G,49G)(39G,31G, 30G,51G,54G,55G)  
 (})(27B,37N)  
 OPP: (})(35G)(41G,49N)(43G)(38G)

## **TITANS COMEBACK FALLS SHORT IN 27-24 LOSS TO STEELERS**

**BY JIM WYATT**  
**TENNESSEE TITANS**  
**OCTOBER 25, 2020**

NASHVILLE – This time, the comeback fell short.

The Titans staged a furious second half rally on Sunday at Nissan Stadium, but in the end it wasn't enough in a 27-24 loss to the Pittsburgh Steelers.

Kicker Stephen Gostkowski's 45-yard field goal try in the closing seconds went wide right, which ended it.

Titans quarterback Ryan Tannehill completed 18-of-30 passes for 220 yards and two touchdowns.

Titans running back Derrick Henry ran for 75 yards and a touchdown on 20 carries.

Receiver A.J. Brown had six catches for 153 yards, including a 75-yard touchdown catch.

But it wasn't enough for the Titans, who fell to 5-1. The Steelers, meanwhile, improved to 6-0 in a battle of AFC heavyweights.

It was just the eighth matchup between undefeated teams in Week 7 or later in NFL history.

The Titans trailed 27-7 in the third quarter before rallying.

A 73-yard touchdown pass from Tannehill to Brown cut the lead to 27-14, and the play gave the Titans life with 9:36 left in the third quarter.

Following an interception by Titans linebacker Jayon Brown on a ball that was tipped by defensive lineman Jeffery Simmons, Gostkowski kicked a 51-yard field goal to cut the lead to 27-17 with 2:55 left in the third quarter.

Then came a big touchdown drive that was capped off by a one-yard touchdown run by Henry, which made it 27-24 with 10:13 left.

An interception by defensive back Amani Hooker with 2:35 left gave the Titans a chance late, but after a long drive stalled, the Titans sent Gostkowski in to tie it.

But the kick missed, and the Steelers left town with the win.

The Titans got off to a brutal start, and fell behind 14-0 early.

The Steelers scored on their opening possession on an 11-yard touchdown pass from quarterback Ben Roethlisberger to receiver Diontae Johnson, which capped a 15-play, 75-yard drive.

After a quick three-and-out by the Titans, the Steelers made it 14-0 on another long scoring drive, this one capped off with a one-yard touchdown run by Benny Snell Jr.

The Titans then got on the board with a nice drive of their own, scoring on a four-yard touchdown pass from Tannehill to receiver Corey Davis to make it 14-7 with 5:26 left in the second quarter.

The Steelers extended the lead to 17-7 on a 38-yard field goal by kicker Chris Boswell before scoring another touchdown before the half on another Roethlisberger-to-Johnson touchdown pass, which made it 24-7. The touchdown was set up by a 59-yard punt return from Pittsburgh's Ray-Ray McCloud, which gave the Steelers the ball at the Tennessee 17-yard line.

The Steelers made it 27-7 on another field goal from Boswell.

Then came the rally from the Titans, but on this day, it wasn't enough.

The Titans travel to Cincinnati to face the Bengals on Sunday.

###

# Week 7

## National Football League Game Summary

NFL Copyright © 2020 by The National Football League. All rights reserved. This summary and play-by-play is for the express purpose of assisting media in their coverage of the game; any other use of this material is prohibited without the written permission of the National Football League.

Date: Sunday, 10/25/2020 Pittsburgh Steelers at Tennessee Titans Start Time: 12:02 PM Central  
 at Nissan Stadium, Nashville, TN

### Game Day Weather

Game Weather: Cloudy Temp: 55° F (12.8° C) Humidity: 88%, Wind: NNW 3 mph  
 Played Open Stadium on Turf: Grass Outdoor Weather: Cloudy, Wind Chill: 55

### Officials

Referee: Hochuli, Shawn (83)	Umpire: Paganelli, Carl (124)	Down Judge: Thomas, Sarah (53)
Line Judge: Johnson, Carl (101)	Field Judge: Pender, Dominique (114)	Side Judge: Hill, Chad (125)
Back Judge: Martinez, Rich (39)	Replay Official: Sumstine, Matt (0)	

### Lineups

Pittsburgh Steelers				Tennessee Titans			
Offense		Defense		Offense		Defense	
WR 18	D.Johnson	DT 97	C.Heyward	WR 84	C.Davis	NT 90	D.Jones
LT 78	A.Villanueva	NT 94	T.Alualu	TE 81	J.Smith	DT 98	J.Simmons
LG 71	M.Feiler	DE 91	S.Tuitt	LT 70	T.Sambrailo	OLB 99	J.Clowney
C 53	M.Pouncey	LOLB 90	T.Watt	LG 76	R.Saffold	ILB 54	R.Evans
RG 66	D.DeCastro	LILB 41	R.Spillane	C 60	B.Jones	ILB 55	J.Brown
RT 76	C.Okorafor	RILB 98	V.Williams	RG 64	N.Davis	OLB 58	H.Landry
TE 85	E.Ebron	ROLB 48	B.Dupree	RT 71	D.Kelly	CB 23	T.Smith
RB 30	J.Conner	LCB 23	J.Haden	WR 85	M.Pruitt	CB 26	K.Fulton
TE 11	C.Claypool	FS 39	M.Fitzpatrick	WR 11	A.Brown	SS 24	K.Vaccaro
QB 7	B.Roethlisberger	SS 34	Te.Edmunds	QB 17	R.Tannehill	FS 31	K.Byard
WR 19	J.Smith-Schuster	RCB 22	S.Nelson	RB 22	D.Henry	CB 21	M.Butler

### Substitutions

P 4 J.Berry, K 9 C.Boswell, WR 13 J.Washington, WR 14 R.McCloud, CB 20 C.Sutton, S 21 S.Davis, RB 24 B.Snell, RB 26 A.McFarland, LB 27 M.Allen, CB 31 J.Layne, RB 33 T.Edmunds, S 37 J.Dangerfield, RB 38 J.Samuels, CB 42 J.Pierre, LB 45 J.Elliott, LB 54 U.Gilbert, LB 56 A.Highsmith, LS 57 K.Canaday, C 60 J.Hassenauer, T 65 J.Hawkins, OL 69 K.Dotson, TE 89 V.McDonald, LB 92 O.Adeniyi, DL 95 C.Wormley, DT 99 H.Mondeaux

### Substitutions

K 3 S.Gostkowski, P 6 B.Kern, WR 10 A.Humphries, WR 14 K.Raymond, WR 15 N.Westbrook, RB 28 J.McNichols, DB 29 D.Cruikshank, CB 30 C.Milton, CB 33 J.Joseph, DB 35 C.Jackson, DB 37 A.Hooker, RB 41 K.Blasingame, DE 44 V.Beasley, LS 48 B.Brinkley, LB 49 N.Dzubnar, LB 53 W.Compton, LB 56 D.Bates, C 62 A.Brewer, T 72 D.Quessenberry, G 75 J.Douglas, TE 86 A.Firkser, TE 87 G.Swaim, DT 91 L.Murchison, DE 94 J.Crawford, DT 97 I.Mack

### Did Not Play

QB 2 M.Rudolph

### Did Not Play

QB 5 L.Woodside

### Not Active

QB 5 J.Dobbs, CB 28 M.Hilton, FB 44 D.Watt, DT 73 C.Davis, OT 77 D.Gray, TE 81 Z.Gentry, DE 96 I.Buggs

### Not Active

DB 46 J.Kalu, DE 50 D.Roberson, LB 51 D.Long, C 52 D.Munyer, T 79 I.Wilson, DT 92 M.Dickerson

### Field Goals (made ( ) & missed)

		(38) (30)	S.Gostkowski	(51) 45WR			
			1	2	3	4	OT Total
VISITOR:	Pittsburgh Steelers		7	17	3	0	0 27
HOME:	Tennessee Titans		0	7	10	7	0 24

### Scoring Plays

Team	Qtr	Time	Play Description (Extra Point) (Drive Info)	Visitor	Home
Steelers	1	5:42	D.Johnson 11 yd. pass from B.Roethlisberger (C.Boswell kick) (16-75, 9:18)	7	0
Steelers	2	12:16	B.Snell 1 yd. run (C.Boswell kick) (13-61, 7:05)	14	0
Titans	2	5:26	C.Davis 4 yd. pass from R.Tannehill (S.Gostkowski kick) (12-75, 6:50)	14	7
Steelers	2	2:50	C.Boswell 38 yd. Field Goal (7-55, 2:36)	17	7
Steelers	2	0:52	D.Johnson 9 yd. pass from B.Roethlisberger (C.Boswell kick) (3-17, 0:43)	24	7
Steelers	3	10:26	C.Boswell 30 yd. Field Goal (7-54, 2:53)	27	7
Titans	3	9:36	A.Brown 73 yd. pass from R.Tannehill (S.Gostkowski kick) (2-75, 0:50)	27	14
Titans	3	2:55	S.Gostkowski 51 yd. Field Goal (4--3, 0:49)	27	17
Titans	4	10:13	D.Henry 1 yd. run (S.Gostkowski kick) (12-70, 5:25)	27	24

# Week 7

## National Football League Game Summary

NFL Copyright © 2020 by The National Football League. All rights reserved. This summary and play-by-play is for the express purpose of assisting media in their coverage of the game; any other use of this material is prohibited without the written permission of the National Football League.

---

Paid Attendance: 10,355

Time: 3:06

# Final Individual Statistics

## Pittsburgh Steelers

## Tennessee Titans

RUSHING						RUSHING					
	ATT	YDS	AVG	LG	TD		ATT	YDS	AVG	LG	TD
J.Conner	20	82	4.1	24	0	D.Henry	20	75	3.8	17	1
A.McFarland	1	6	6.0	6	0	R.Tannehill	2	5	2.5	4	0
J.Samuels	1	5	5.0	5	0	J.McNichols	1	2	2.0	2	0
B.Snell	2	2	1.0	1	1						
B.Roethlisberger	1	-1	-1.0	-1	0						
Total	25	94	3.8	24	1	Total	23	82	3.6	17	1

PASSING									PASSING								
	ATT	CMP	YDS	SK/YD	TD	LG	IN	RT		ATT	CMP	YDS	SK/YD	TD	LG	IN	RT
B.Roethlisberger	49	32	268	0/0	2	28	3	67.4	R.Tannehill	30	18	220	2/10	2	73	0	104.9
									B.Kern	1	0	0	0/0	0	0	0	39.6
Total	49	32	268	0/0	2	28	3	67.4	Total	31	18	220	2/10	2	73	0	101.5

PASS RECEIVING								PASS RECEIVING							
	TAR	REC	YDS	AVG	LG	TD		TAR	REC	YDS	AVG	LG	TD		
J.Smith-Schuster	14	9	85	9.4	28	0	A.Brown	8	6	153	25.5	73	1		
D.Johnson	15	9	80	8.9	14	2	C.Davis	10	6	35	5.8	7	1		
E.Ebron	8	6	50	8.3	22	0	A.Firkser	2	2	7	3.5	4	0		
J.Conner	5	3	29	9.7	18	0	D.Henry	2	2	-3	-1.5	-1	0		
V.McDonald	2	2	14	7.0	9	0	A.Humphries	3	1	19	19.0	19	0		
R.McCloud	2	2	12	6.0	9	0	J.Smith	4	1	9	9.0	9	0		
C.Claypool	1	1	-2	-2.0	-2	0	G.Swaim	1	0	0	0.0	0	0		
A.McFarland	1	0	0	0.0	0	0									
J.Washington	1	0	0	0.0	0	0									
Total	49	32	268	8.4	28	2	Total	30	18	220	12.2	73	2		

INTERCEPTIONS							INTERCEPTIONS						
	NO	YDS	AVG	LG	TD		NO	YDS	AVG	LG	TD		
						D.Cruikshank	1	13	13.0	13	0		
						J.Brown	1	0	0.0	0	0		
						A.Hooker	1	0	0.0	0	0		
						T.Smith	0	5	0.0	5	0		
Total	0	0	0	0	0	Total	3	18	6.0	13	0		

PUNTING								PUNTING							
	NO	YDS	AVG	NET	TB	IN20	LG		NO	YDS	AVG	NET	TB	IN20	LG
J.Berry	2	100	50.0	47.5	0	2	51	B.Kern	4	242	60.5	39.8	0	1	63
Total	2	100	50.0	47.5	0	2	51	Total	4	242	60.5	39.8	0	1	63

PUNT RETURNS								PUNT RETURNS							
	NO	YDS	AVG	FC	LG	TD		NO	YDS	AVG	FC	LG	TD		
R.McCloud	3	83	27.7	1	57	0	K.Raymond	1	5	5.0	1	5	0		
Total	3	83	27.7	1	57	0	Total	1	5	5.0	1	5	0		

KICKOFF RETURNS								KICKOFF RETURNS							
	NO	YDS	AVG	FC	LG	TD		NO	YDS	AVG	FC	LG	TD		
R.McCloud	1	17	17.0	0	17	0	K.Raymond	3	43	14.3	0	23	0		
[TOUCHBACK]	4	0	0.0	0	0	0	[TOUCHBACK]	3	0	0.0	0	0	0		
Total	1	17	17.0	0	17	0	Total	3	43	14.3	0	23	0		

### Pittsburgh Steelers

FUMBLES	FUM	LOST	OWN-REC	YDS	TD	FORCED	OPP-REC	YDS	TD	OUT-BDS
C.Claypool	1	0	1	0	0	0	0	0	0	0
J.Conner	1	0	1	0	0	0	0	0	0	0
Total	2	0	2	0	0	0	0	0	0	0

### Tennessee Titans

FUMBLES	FUM	LOST	OWN-REC	YDS	TD	FORCED	OPP-REC	YDS	TD	OUT-BDS
B.Brinkley	1	0	0	0	0	0	0	0	0	0
B.Kern	0	0	1	0	0	0	0	0	0	0
V.Beasley	0	0	0	0	0	1	0	0	0	0
J.Clowney	0	0	0	0	0	1	0	0	0	0
Total	1	0	1	0	0	2	0	0	0	0

## Final Team Statistics

	Visitor Steelers	Home Titans
TOTAL FIRST DOWNS	23	15
By Rushing	6	5
By Passing	15	8
By Penalty	2	2
THIRD DOWN EFFICIENCY	13-18-72%	5-13-38%
FOURTH DOWN EFFICIENCY	0-0-0%	0-1-0%
TOTAL NET YARDS	362	292
Total Offensive Plays (inc. times thrown passing)	74	56
Average gain per offensive play	4.9	5.2
NET YARDS RUSHING	94	82
Total Rushing Plays	25	23
Average gain per rushing play	3.8	3.6
Tackles for a loss-number and yards	3-14	2-6
NET YARDS PASSING	268	210
Times thrown - yards lost attempting to pass	0-0	2-10
Gross yards passing	268	220
PASS ATTEMPTS-COMPLETIONS-HAD INTERCEPTED	49-32-3	31-18-0
Avg gain per pass play (inc.# thrown passing)	5.5	6.4
KICKOFFS Number-In End Zone-Touchbacks	6-3-3	5-4-4
PUNTS Number and Average	2-50.0	4-60.5
Had Blocked	0	0
FGs - PATs Had Blocked	0-0	0-0
Net Punting Average	47.5	39.8
TOTAL RETURN YARDAGE (Not Including Kickoffs)	83	23
No. and Yards Punt Returns	3-83	1-5
No. and Yards Kickoff Returns	1-17	3-43
No. and Yards Interception Returns	0-0	3-18
PENALTIES Number and Yards	8-69	7-73
FUMBLES Number and Lost	2-0	1-0
TOUCHDOWNS	3	3
Rushing	1	1
Passing	2	2
EXTRA POINTS Made-Attempts	3-3	3-3
Kicking Made-Attempts	3-3	3-3
FIELD GOALS Made-Attempts	2-2	1-2
RED ZONE EFFICIENCY	3-5-60%	2-2-100%
GOAL TO GO EFFICIENCY	2-2-100%	2-2-100%
SAFETIES	0	0
FINAL SCORE	27	24
TIME OF POSSESSION	36:37	23:23

## Ball Possession And Drive Chart

### Pittsburgh Steelers

#	Time Recd	Time Lost	Time Poss	How Ball Obtained	Drive Began	# Play	Yds Gain	Yds Pen	Net Yds	1st Down	Last Scrm	How Given Up
1	15:00	5:42	9:18	Kickoff	PIT 25	16	100	-25	75	6	* TEN 11	Touchdown
2	4:21	12:16	7:05	Punt	PIT 39	13	61	0	61	5	* TEN 1	Touchdown
3	5:26	2:50	2:36	Kickoff	PIT 25	7	50	5	55	2	TEN 20	Field Goal
4	1:35	0:52	0:43	Punt	TEN 17	3	17	0	17	1	* TEN 9	Touchdown
5	0:14	0:00	0:14	Downs	TEN 32	1	0	-5	-5	0	TEN 37	Interception
6	13:19	10:26	2:53	Punt	PIT 34	7	18	36	54	2	* TEN 12	Field Goal
7	9:36	8:02	1:34	Kickoff	PIT 25	3	7	0	7	0	PIT 32	Punt
8	5:49	3:44	2:05	Punt	PIT 16	4	14	0	14	1	PIT 30	Interception
9	2:55	0:38	2:17	Kickoff	PIT 25	5	14	0	14	1	PIT 39	Punt
10	10:13	2:35	7:38	Kickoff	PIT 9	16	82	-10	72	5	* TEN 19	Interception
11	0:14	0:00	0:14	Missed FG	PIT 35	1	-1	0	-1	0	PIT 35	End of Game

(384) Average PIT 35

### Tennessee Titans

#	Time Recd	Time Lost	Time Poss	How Ball Obtained	Drive Began	# Play	Yds Gain	Yds Pen	Net Yds	1st Down	Last Scrm	How Given Up
1	5:42	4:21	1:21	Kickoff	TEN 15	3	1	-7	-6	0	TEN 9	Punt
2	12:16	5:26	6:50	Kickoff	TEN 25	12	70	5	75	5	* PIT 4	Touchdown
3	2:50	1:35	1:15	Kickoff	TEN 10	3	5	0	5	0	TEN 15	Punt
4	0:52	0:14	0:38	Kickoff	TEN 25	4	7	0	7	0	TEN 32	Downs
5	15:00	13:19	1:41	Kickoff	TEN 26	3	-6	0	-6	0	TEN 20	Punt
6	10:26	9:36	0:50	Kickoff	TEN 25	2	75	0	75	1	TEN 27	Touchdown
7	8:02	5:49	2:13	Punt	TEN 19	3	6	0	6	0	TEN 25	Punt
8	3:44	2:55	0:49	Interception	PIT 30	4	-3	0	-3	0	PIT 33	Field Goal
9	0:38	10:13	5:25	Punt	TEN 30	12	70	0	70	6	* PIT 1	Touchdown
10	2:35	0:14	2:21	Interception	TEN 20	12	67	-15	52	3	PIT 28	Missed FG

(265) Average TEN 26

\* inside opponent's 20

Time of Possession by Quarter		1st	2nd	3rd	4th	OT	Total
Visitor	Pittsburgh Steelers	13:39	6:17	8:49	7:52		36:37
Home	Tennessee Titans	1:21	8:43	6:11	7:08		23:23

Kickoff Drive No.-Start Average

Steelers: 5 - PIT 22

Titans: 6 - TEN 21









# First Quarter

10/25/2020

## Play By Play

PIT wins toss, elects to Receive, and TEN elects to defend the North goal.

S.Gostkowski kicks 65 yards from TEN 35 to end zone, Touchback.

### Pittsburgh Steelers at 15:00

- 1-10-PIT 25 (15:00) (Shotgun) B.Roethlisberger pass incomplete short right to J.Smith-Schuster (J.Clowney).
- 2-10-PIT 25 (14:56) (Shotgun) B.Roethlisberger pass short middle to J.Smith-Schuster to PIT 32 for 7 yards (K.Byard).
- 3-3-PIT 32 (14:10) (Shotgun) B.Roethlisberger pass short left to D.Johnson ran ob at PIT 46 for 14 yards. P1
- 1-10-PIT 46 (13:38) (No Huddle, Shotgun) B.Roethlisberger pass short right to J.Smith-Schuster to TEN 48 for 6 yards (T.Smith).
- 2-4-TEN 48 (13:00) (Shotgun) B.Roethlisberger pass short middle to R.McCloud pushed ob at TEN 39 for 9 yards (J.Brown). P2  
Timeout #1 by PIT at 12:22.
- 1-10-TEN 39 (12:22) (Shotgun) B.Roethlisberger pass short left to J.Conner to TEN 35 for 4 yards (J.Brown).
- 2-6-TEN 35 (11:46) (Shotgun) J.Conner left tackle to TEN 31 for 4 yards (H.Landry).  
PENALTY on PIT-C.Okorafor, Offensive Holding, 10 yards, enforced at TEN 35 - No Play.
- 2-16-TEN 45 (11:26) (Shotgun) B.Roethlisberger pass short left to V.McDonald to TEN 40 for 5 yards (J.Brown).
- 3-11-TEN 40 (10:44) (Shotgun) B.Roethlisberger pass short left to D.Johnson to TEN 26 for 14 yards (A.Hooker; T.Smith). P3
- 1-10-TEN 26 (10:03) (Shotgun) J.Conner right guard to TEN 22 for 4 yards (K.Fulton).
- 2-6-TEN 22 (9:22) (Shotgun) J.Conner right guard to TEN 20 for 2 yards (V.Beasley). FUMBLES (V.Beasley), and recovers at TEN 17.
- 3-1-TEN 17 (8:42) (Shotgun) J.Conner right tackle to TEN 11 for 6 yards (K.Byard). R4
- 1-10-TEN 11 (7:55) (Shotgun) B.Roethlisberger pass incomplete short left to D.Johnson.
- 2-10-TEN 11 (7:52) (Shotgun) B.Roethlisberger pass short left to E.Ebron to TEN 2 for 9 yards (K.Vaccaro).
- 3-1-TEN 2 (7:21) B.Snell up the middle to TEN 1 for 1 yard (K.Byard, R.Evans). R5
- 1-1-TEN 1 (6:36) B.Roethlisberger pass short right to J.Conner for 1 yard, TOUCHDOWN NULLIFIED by Penalty.  
PENALTY on PIT-C.Okorafor, Face Mask (15 Yards), 15 yards, enforced at TEN 1 - No Play.
- 1-16-TEN 16 (6:33) (Shotgun) B.Roethlisberger pass short left to E.Ebron to TEN 11 for 5 yards (T.Smith, J.Brown) [J.Simmons].
- 2-11-TEN 11 (5:45) (Shotgun) B.Roethlisberger pass short left to D.Johnson for 11 yards, TOUCHDOWN. P6  
C.Boswell extra point is GOOD, Center-K.Canaday, Holder-J.Berry.

PIT 7 TEN 0, 16 plays, 75 yards, 9:18 drive, 9:18 elapsed

C.Boswell kicks 63 yards from PIT 35 to TEN 2. K.Raymond to TEN 25 for 23 yards (M.Allen).

PENALTY on TEN-A.Hooker, Offensive Holding, 10 yards, enforced at TEN 25.

### Tennessee Titans at 5:42, (1st play from scrimmage 5:37)

- 1-10-TEN 15 (5:37) D.Henry up the middle to TEN 20 for 5 yards (R.Spillane, C.Heyward).  
PENALTY on TEN-J.Smith, Offensive Holding, 7 yards, enforced at TEN 15 - No Play.
- 1-17-TEN 8 (5:15) (Shotgun) R.Tannehill pass incomplete short middle to A.Brown [S.Tuitt].
- 2-17-TEN 8 (5:10) (Shotgun) D.Henry right tackle to TEN 9 for 1 yard (V.Williams).
- 3-16-TEN 9 (4:38) (Shotgun) R.Tannehill pass incomplete short right to C.Davis (C.Sutton).
- 4-16-TEN 9 (4:35) B.Kern punts 63 yards to PIT 28, Center-B.Brinkley. R.McCloud to PIT 39 for 11 yards (D.Bates, W.Compton).

### Pittsburgh Steelers at 4:21

- 1-10-PIT 39 (4:21) (Shotgun) A.McFarland left tackle to PIT 45 for 6 yards (R.Evans).
- 2-4-PIT 45 (3:39) (Shotgun) J.Conner left tackle to PIT 35 for -10 yards (J.Simmons; D.Jones).
- 3-14-PIT 35 (2:55) (Shotgun) B.Roethlisberger pass deep left to E.Ebron to TEN 43 for 22 yards (J.Joseph). P7
- 1-10-TEN 43 (2:12) J.Conner right end to TEN 36 for 7 yards (R.Evans).
- 2-3-TEN 36 (1:25) (Shotgun) B.Roethlisberger pass short left to J.Smith-Schuster to TEN 34 for 2 yards (H.Landry).
- 3-1-TEN 34 (:38) (Shotgun) J.Conner up the middle to TEN 31 for 3 yards (J.Clowney; D.Jones). R8

### END OF QUARTER

	Score	Time Poss	First Downs				Efficiencies	
			R	P	X	T	3 Down	4 Down
Pittsburgh Steelers	7	13:39	3	5	0	8	6/6	0/0
Tennessee Titans	0	1:21	0	0	0	0	0/1	0/0

Pittsburgh Steelers continued.

<u>1-10-TEN 31</u>	(15:00) (Shotgun) B.Roethlisberger pass incomplete short right to D.Johnson.	
2-10-TEN 31	(14:56) (Shotgun) B.Roethlisberger pass short middle to C.Claypool to TEN 36 for -5 yards (J.Clowney). FUMBLES (J.Clowney), and recovers at TEN 41. C.Claypool to TEN 33 for 8 yards (J.Joseph).	
3-12-TEN 33	(14:22) (Shotgun) B.Roethlisberger pass deep left to J.Smith-Schuster to TEN 12 for 21 yards (K.Fulton) [J.Clowney].	P9
<u>1-10-TEN 12</u>	(13:38) J.Conner right end pushed ob at TEN 3 for 9 yards (J.Brown).	
2-1-TEN 3	(13:03) J.Conner up the middle to TEN 1 for 2 yards (D.Jones).	R10
<u>1-1-TEN 1</u>	(12:24) B.Roethlisberger pass incomplete short right to J.Conner.	
2-1-TEN 1	(12:21) B.Snell left end for 1 yard, TOUCHDOWN. C.Boswell extra point is GOOD, Center-K.Canaday, Holder-J.Berry.	R11

PIT 14 TEN 0, 13 plays, 61 yards, 7:05 drive, 2:44 elapsed

C.Boswell kicks 65 yards from PIT 35 to end zone, Touchback.

Tennessee Titans at 12:16

1-10-TEN 25	(12:16) R.Tannehill pass incomplete short middle to J.Smith (J.Haden).	
2-10-TEN 25	(12:13) D.Henry right guard to TEN 39 for 14 yards (V.Williams).	R1
<u>1-10-TEN 39</u>	(11:36) D.Henry left guard to TEN 45 for 6 yards (R.Spillane).	
2-4-TEN 45	(10:53) R.Tannehill pass short left to A.Brown to PIT 42 for 13 yards (M.Fitzpatrick).	P2
<u>1-10-PIT 42</u>	(10:16) D.Henry right guard to PIT 39 for 3 yards (V.Williams, R.Spillane).	
2-7-PIT 39	(9:36) D.Henry left tackle to PIT 41 for -2 yards (T.Watt).	
3-9-PIT 41	(8:54) (Shotgun) R.Tannehill pass deep middle to A.Humphries to PIT 22 for 19 yards (M.Fitzpatrick) [T.Watt].	P3
<u>1-10-PIT 22</u>	(8:13) J.McNichols left tackle to PIT 20 for 2 yards (V.Williams).	
2-8-PIT 20	(7:33) (Shotgun) R.Tannehill pass short middle to C.Davis to PIT 13 for 7 yards (A.Highsmith).	
3-1-PIT 13	(7:09) (No Huddle) PENALTY on PIT-H.Mondeaux, Encroachment, 5 yards, enforced at PIT 13 - No Play.	X4
<u>1-8-PIT 8</u>	(6:59) D.Henry up the middle to PIT 8 for no gain (A.Highsmith, J.Haden).	
2-8-PIT 8	(6:14) (Shotgun) R.Tannehill scrambles up the middle to PIT 4 for 4 yards (V.Williams).	
3-4-PIT 4	(5:30) (Shotgun) R.Tannehill pass short right to C.Davis for 4 yards, TOUCHDOWN. S.Gostkowski extra point is GOOD, Center-B.Brinkley, Holder-B.Kern.	P5

PIT 14 TEN 7, 12 plays, 75 yards, 1 penalty, 6:50 drive, 9:34 elapsed

S.Gostkowski kicks 65 yards from TEN 35 to end zone, Touchback.

Pittsburgh Steelers at 5:26

1-10-PIT 25	(5:26) (Shotgun) J.Conner left guard to PIT 49 for 24 yards (M.Butler).	R12
<u>1-10-PIT 49</u>	(4:40) (Shotgun) J.Conner up the middle to TEN 43 for 8 yards (A.Hooker, K.Fulton).	
2-2-TEN 43	(3:53) B.Roethlisberger pass short left to J.Conner pushed ob at TEN 25 for 18 yards (J.Brown).	P13
<u>1-10-TEN 25</u>	(3:14) (Shotgun) B.Roethlisberger pass incomplete short left to J.Conner (A.Hooker).	
2-10-TEN 25	(3:08) (Shotgun) B.Roethlisberger pass incomplete deep right to D.Johnson. PENALTY on TEN-J.Clowney, Defensive Offside, 5 yards, enforced at TEN 25 - No Play.	
2-5-TEN 20	(3:04) (Shotgun) B.Roethlisberger pass incomplete deep left to E.Ebron (J.Joseph).	
3-5-TEN 20	(2:59) (Shotgun) B.Roethlisberger pass incomplete short right to J.Smith-Schuster [H.Landry].	
4-5-TEN 20	(2:54) C.Boswell 38 yard field goal is GOOD, Center-K.Canaday, Holder-J.Berry.	

PIT 17 TEN 7, 7 plays, 55 yards, 1 penalty, 2:36 drive, 12:10 elapsed

C.Boswell kicks 52 yards from PIT 35 to TEN 13. K.Raymond MUFFS catch, and recovers at TEN 7. K.Raymond to TEN 10 for 3 yards (J.Dangerfield).

Tennessee Titans at 2:50, (1st play from scrimmage 2:44)

1-10-TEN 10	(2:44) D.Henry right tackle to TEN 6 for -4 yards (T.Watt).
-------------	---

Two-Minute Warning

2-14-TEN 6	(2:00) (Shotgun) D.Henry right guard to TEN 15 for 9 yards (V.Williams). Timeout #2 by PIT at 01:54.
3-5-TEN 15	(1:54) (Shotgun) R.Tannehill pass incomplete short middle to C.Davis.
4-5-TEN 15	(1:51) B.Kern punts 59 yards to PIT 26, Center-B.Brinkley. R.McCloud to TEN 17 for 57 yards (A.Hooker).

Pittsburgh Steelers at 1:35

1-10-TEN 17	(1:35) (Shotgun) J.Conner left guard to TEN 15 for 2 yards (J.Brown, R.Evans).
2-8-TEN 15	(1:03) (No Huddle, Shotgun) B.Roethlisberger pass short left to D.Johnson pushed ob at TEN 9 for 6 yards (J.Joseph).

3-2-TEN 9 (:57) (Shotgun) B.Roethlisberger pass short right to D.Johnson for 9 yards, TOUCHDOWN.  
 C.Boswell extra point is GOOD, Center-K.Canaday, Holder-J.Berry.

PIT 24 TEN 7, 3 plays, 17 yards, 0:43 drive, 14:08 elapsed

C.Boswell kicks 65 yards from PIT 35 to end zone, Touchback.

Tennessee Titans at 0:52

- 1-10-TEN 25 (:52) (Shotgun) R.Tannehill pass short right to C.Davis to TEN 29 for 4 yards (C.Sutton).
- 2-6-TEN 29 (:32) (No Huddle, Shotgun) R.Tannehill pass incomplete deep left to A.Brown [C.Heyward].
- 3-6-TEN 29 (:28) (No Huddle, Shotgun) R.Tannehill pass short left to A.Firkser to TEN 32 for 3 yards (S.Nelson, J.Layne).  
 Timeout #3 by PIT at 00:21.
- 4-3-TEN 32 (:21) (Punt formation) B.Kern Aborted. B.Brinkley FUMBLES at TEN 18, recovered by TEN-B.Kern at TEN 18. B.Kern pass incomplete deep left to G.Swaim.  
 Penalty on TEN-B.Brinkley, Ineligible Downfield Pass, declined.  
 Timeout #1 by TEN at 00:14.

Pittsburgh Steelers at 0:14

- 1-10-TEN 32 (:14) (Shotgun) PENALTY on PIT-E.Ebron, False Start, 5 yards, enforced at TEN 32 - No Play.
- 1-15-TEN 37 (:14) (Shotgun) B.Roethlisberger pass deep right intended for D.Johnson INTERCEPTED by D.Cruikshank at TEN -8. D.Cruikshank to TEN 5 for 13 yards. Lateral to T.Smith to TEN 10 for 5 yards (D.Johnson, J.Conner).

END OF QUARTER

	Score	Time Poss	First Downs				Efficiencies	
			R	P	X	T	3 Down	4 Down
Pittsburgh Steelers	24	6:17	3	3	0	6	2/3	0/0
Tennessee Titans	7	8:43	1	3	1	5	2/4	0/1

## Play By Play

## Third Quarter

10/25/2020

TEN elects to Receive, and PIT elects to defend the South goal.

C.Boswell kicks 56 yards from PIT 35 to TEN 9. K.Raymond to TEN 26 for 17 yards (J.Pierre, O.Adeniyi).

Tennessee Titans at 15:00, (1st play from scrimmage 14:55)

- 1-10-TEN 26 (14:55) R.Tannehill sacked at TEN 19 for -7 yards (T.Watt).
- 2-17-TEN 19 (14:18) D.Henry up the middle to TEN 20 for 1 yard (Te.Edmunds).
- 3-16-TEN 20 (13:35) (Shotgun) R.Tannehill pass incomplete short right to C.Davis (Te.Edmunds).
- 4-16-TEN 20 (13:30) B.Kern punts 61 yards to PIT 19, Center-B.Brinkley. R.McCloud to PIT 34 for 15 yards (W.Compton).

Pittsburgh Steelers at 13:19

- 1-10-PIT 34 (13:19) (Shotgun) J.Conner left end pushed ob at PIT 43 for 9 yards (K.Vaccaro).  
PENALTY on TEN-K.Vaccaro, Unnecessary Roughness, 15 yards, enforced at PIT 43. X15
- 1-10-TEN 42 (13:06) (No Huddle, Shotgun) J.Conner up the middle to TEN 43 for -1 yards (H.Landry).
- 2-11-TEN 43 (12:24) (Shotgun) B.Roethlisberger pass short left to D.Johnson to TEN 36 for 7 yards (M.Butler). TEN-J.Clowney was injured during the play.
- 3-4-TEN 36 (12:02) (Shotgun) B.Roethlisberger pass incomplete deep right to C.Claypool (M.Butler).  
PENALTY on TEN-M.Butler, Defensive Pass Interference, 21 yards, enforced at TEN 36 - No Play. X16
- 1-10-TEN 15 (11:57) J.Conner right tackle to TEN 9 for 6 yards (K.Byard, R.Evans).
- 2-4-TEN 9 (11:16) J.Conner right end to TEN 12 for -3 yards (V.Beasley).  
Timeout #1 by TEN at 10:33.
- 3-7-TEN 12 (10:33) (Shotgun) B.Roethlisberger pass incomplete short middle to E.Ebron [J.Simmons].
- 4-7-TEN 12 (10:29) C.Boswell 30 yard field goal is GOOD, Center-K.Canaday, Holder-J.Berry.

PIT 27 TEN 7, 7 plays, 54 yards, 2 penalties, 2:53 drive, 4:34 elapsed

C.Boswell kicks 65 yards from PIT 35 to end zone, Touchback.

Tennessee Titans at 10:26

- 1-10-TEN 25 (10:26) D.Henry left guard to TEN 27 for 2 yards (T.Watt).
- 2-8-TEN 27 (9:47) R.Tannehill pass short middle to A.Brown for 73 yards, TOUCHDOWN. P6  
S.Gostkowski extra point is GOOD, Center-B.Brinkley, Holder-B.Kern.

PIT 27 TEN 14, 2 plays, 75 yards, 0:50 drive, 5:24 elapsed

S.Gostkowski kicks 65 yards from TEN 35 to end zone, Touchback.

Pittsburgh Steelers at 9:36

- 1-10-PIT 25 (9:36) (Shotgun) B.Roethlisberger pass incomplete short right to A.McFarland (R.Evans).
- 2-10-PIT 25 (9:30) (Shotgun) J.Conner up the middle to PIT 25 for no gain (J.Simmons).
- 3-10-PIT 25 (8:53) (Shotgun) B.Roethlisberger pass short left to D.Johnson to PIT 32 for 7 yards (K.Byard).
- 4-3-PIT 32 (8:09) J.Berry punts 49 yards to TEN 19, Center-K.Canaday, fair catch by K.Raymond.

Tennessee Titans at 8:02

- 1-10-TEN 19 (8:02) D.Henry right guard to TEN 19 for no gain (S.Tuitt, J.Haden).
- 2-10-TEN 19 (7:25) (No Huddle) D.Henry left tackle to TEN 21 for 2 yards (A.Highsmith; V.Williams).
- 3-8-TEN 21 (6:45) (Shotgun) R.Tannehill pass short middle to A.Firkser to TEN 25 for 4 yards (C.Sutton) [C.Wormley].
- 4-4-TEN 25 (5:56) B.Kern punts 59 yards to PIT 16, Center-B.Brinkley, fair catch by R.McCloud.

Pittsburgh Steelers at 5:49

- 1-10-PIT 16 (5:49) (Shotgun) B.Roethlisberger pass short left to E.Ebron to PIT 21 for 5 yards (H.Landry).
- 2-5-PIT 21 (5:10) (Shotgun) B.Roethlisberger pass short right to J.Smith-Schuster to PIT 23 for 2 yards (C.Jackson).
- 3-3-PIT 23 (4:29) (Shotgun) B.Roethlisberger pass short left to J.Smith-Schuster to PIT 30 for 7 yards (A.Hooker, C.Jackson). P17
- 1-10-PIT 30 (3:49) (Shotgun) B.Roethlisberger pass short left intended for D.Johnson INTERCEPTED by J.Brown (J.Simmons) at PIT 30. J.Brown to PIT 30 for no gain (M.Feiler).

Tennessee Titans at 3:44

- 1-10-PIT 30 (3:44) R.Tannehill sacked at PIT 33 for -3 yards (V.Williams).
- 2-13-PIT 33 (3:07) (Shotgun) R.Tannehill pass incomplete short right to J.Smith (T.Watt).
- 3-13-PIT 33 (3:04) (Shotgun) R.Tannehill pass incomplete short right to A.Humphries.
- 4-13-PIT 33 (3:00) S.Gostkowski 51 yard field goal is GOOD, Center-B.Brinkley, Holder-B.Kern.

PIT 27 TEN 17, 4 plays, -3 yards, 0:49 drive, 12:05 elapsed

S.Gostkowski kicks 65 yards from TEN 35 to end zone, Touchback.

Pittsburgh Steelers at 2:55

Pittsburgh Steelers vs Tennessee Titans at Nissan Stadium

- 1-10-PIT 25 (2:55) (Shotgun) J.Conner left end to PIT 30 for 5 yards (K.Vaccaro, M.Butler).
- 2-5-PIT 30 (2:19) (Shotgun) B.Roethlisberger pass short left to V.McDonald to PIT 39 for 9 yards (J.Brown).
- 1-10-PIT 39 (1:40) (Shotgun) J.Conner up the middle to PIT 39 for no gain (J.Clowney).
- 2-10-PIT 39 (:58) (Shotgun) B.Roethlisberger pass incomplete short left to D.Johnson.
- 3-10-PIT 39 (:55) (Shotgun) B.Roethlisberger pass incomplete short right to J.Smith-Schuster (J.Brown) [J.Simmons].
- 4-10-PIT 39 (:49) J.Berry punts 51 yards to TEN 10, Center-K.Canaday. K.Raymond pushed ob at TEN 15 for 5 yards (J.Pierre).  
PENALTY on PIT-J.Pierre, Unnecessary Roughness, 15 yards, enforced at TEN 15.

Tennessee Titans at 0:38

- 1-10-TEN 30 (:38) D.Henry up the middle to TEN 33 for 3 yards (V.Williams; C.Heyward).

END OF QUARTER

	Score	Time Poss	First Downs				Efficiencies	
			R	P	X	T	3 Down	4 Down
Pittsburgh Steelers	27	8:49	0	2	2	4	1/4	0/0
Tennessee Titans	17	6:11	0	1	0	1	0/3	0/0



## Fourth Quarter

10/25/2020

## Play By Play

Tennessee Titans continued.

2-7-TEN 33	(15:00) D.Henry left guard to TEN 42 for 9 yards (S.Nelson).	R7
<u>1-10-TEN 42</u>	(14:24) D.Henry right tackle to TEN 45 for 3 yards (C.Heyward; T.Alualu).	
2-7-TEN 45	(13:44) R.Tannehill pass short right to C.Davis pushed ob at PIT 49 for 6 yards (J.Haden).	
3-1-PIT 49	(13:20) (No Huddle) R.Tannehill up the middle to PIT 48 for 1 yard (T.Alualu).	R8
<u>1-10-PIT 48</u>	(12:40) D.Henry right guard to PIT 44 for 4 yards (A.Highsmith).	
2-6-PIT 44	(12:15) (No Huddle) R.Tannehill pass short middle to A.Brown to PIT 24 for 20 yards (S.Nelson; M.Fitzpatrick).	P9
<u>1-10-PIT 24</u>	(11:43) (No Huddle) D.Henry left tackle pushed ob at PIT 7 for 17 yards (M.Fitzpatrick).	R10
<u>1-7-PIT 7</u>	(11:25) (No Huddle) D.Henry up the middle to PIT 1 for 6 yards (M.Fitzpatrick; J.Haden). PIT-C.Wormley was injured during the play.	
2-1-PIT 1	(10:50) R.Tannehill pass incomplete short right to J.Smith (Te.Edmunds).	
3-1-PIT 1	(10:46) (No Huddle) D.Henry up the middle to PIT 1 for no gain (R.Spillane, T.Watt). PIT-R.Spillane was injured during the play. Timeout #1 by PIT at 10:19.	
4-1-PIT 1	(10:19) (Shotgun) R.Tannehill pass incomplete short left to C.Davis. PENALTY on PIT-M.Fitzpatrick, Defensive Holding, 0 yards, enforced at PIT 1 - No Play.	X11
<u>1-1-PIT 1</u>	(10:15) D.Henry up the middle for 1 yard, TOUCHDOWN. S.Gostkowski extra point is GOOD, Center-B.Brinkley, Holder-B.Kern.	R12

PIT 27 TEN 24, 12 plays, 70 yards, 1 penalty, 5:25 drive, 4:47 elapsed
--

S.Gostkowski kicks 64 yards from TEN 35 to PIT 1. R.McCloud to PIT 24 for 23 yards (N.Dzubnar).

PENALTY on PIT-H.Mondeaux, Offensive Holding, 9 yards, enforced at PIT 18.

Pittsburgh Steelers at 10:13, (1st play from scrimmage 10:08)

1-10-PIT 9	(10:08) (Shotgun) B.Roethlisberger pass short left to E.Ebron to PIT 11 for 2 yards (M.Butler).	
2-8-PIT 11	(9:28) (Shotgun) B.Roethlisberger pass short left to E.Ebron pushed ob at PIT 18 for 7 yards (M.Butler).	
3-1-PIT 18	(9:01) B.Roethlisberger pass short left to J.Smith-Schuster to PIT 23 for 5 yards (C.Jackson).	P19
<u>1-10-PIT 23</u>	(8:17) J.Conner right guard to PIT 26 for 3 yards (J.Crawford).	
2-7-PIT 26	(7:35) (Shotgun) B.Roethlisberger pass incomplete short right to J.Smith-Schuster (J.Brown).	
3-7-PIT 26	(7:31) (Shotgun) B.Roethlisberger pass short right to J.Smith-Schuster to PIT 33 for 7 yards (M.Butler). TEN-J.Brown was injured during the play.	P20
<u>1-10-PIT 33</u>	(7:05) (Shotgun) B.Roethlisberger pass deep left to J.Smith-Schuster pushed ob at TEN 39 for 28 yards (K.Vaccaro).	P21
<u>1-10-TEN 39</u>	(6:31) B.Roethlisberger pass incomplete short left to D.Johnson.	
2-10-TEN 39	(6:28) (Shotgun) B.Roethlisberger pass short right to J.Conner to TEN 32 for 7 yards (J.Clowney).	
3-3-TEN 32	(5:42) (Shotgun) B.Roethlisberger pass short right to D.Johnson to TEN 28 for 4 yards (T.Smith).	P22
<u>1-10-TEN 28</u>	(4:57) (Shotgun) B.Roethlisberger pass short middle to R.McCloud to TEN 25 for 3 yards (M.Butler).	
2-7-TEN 25	(4:11) (Shotgun) B.Roethlisberger pass incomplete short right to J.Washington.	
3-7-TEN 25	(4:07) (Shotgun) B.Roethlisberger pass short left to D.Johnson to TEN 17 for 8 yards (M.Butler). PIT-D.Johnson was injured during the play.	P23
<u>1-10-TEN 17</u>	(3:35) J.Samuels right end to TEN 12 for 5 yards (K.Byard).	
2-5-TEN 12	(2:50) J.Conner left guard to TEN 9 for 3 yards (J.Crawford; J.Simmons). Timeout #2 by TEN at 02:45.	
3-2-TEN 9	(2:45) (Shotgun) B.Roethlisberger pass short middle to C.Claypool to TEN 8 for 1 yard (W.Compton, K.Byard). PENALTY on PIT-J.Samuels, Offensive Pass Interference, 10 yards, enforced at TEN 9 - No Play.	
3-12-TEN 19	(2:40) (Shotgun) B.Roethlisberger pass deep middle intended for J.Smith-Schuster INTERCEPTED by A.Hooker (J.Brown) at TEN -9. Touchback.	

Tennessee Titans at 2:35

1-10-TEN 20	(2:35) (Shotgun) R.Tannehill pass short left to A.Brown to TEN 29 for 9 yards (C.Sutton).	
2-1-TEN 29	(2:15) PENALTY on TEN-D.Kelly, False Start, 5 yards, enforced at TEN 29 - No Play.	
2-6-TEN 24	(2:15) (Shotgun) R.Tannehill pass short left to A.Brown pushed ob at TEN 41 for 17 yards (S.Nelson).	P13
<u>1-10-TEN 41</u>	(2:11) (No Huddle, Shotgun) R.Tannehill pass short right to J.Smith to 50 for 9 yards (C.Sutton).	

Two-Minute Warning

2-1-50	(2:00) (Shotgun) R.Tannehill pass short right to D.Henry to TEN 49 for -1 yards (J.Haden).	
3-2-TEN 49	(1:40) (No Huddle, Shotgun) R.Tannehill pass short right to C.Davis pushed ob at PIT 44 for 7 yards (J.Haden).	P14
<u>1-10-PIT 44</u>	(1:36) (No Huddle, Shotgun) R.Tannehill pass short right to D.Henry to PIT 46 for -2 yards (V.Williams).	
2-12-PIT 46	(1:09) (No Huddle, Shotgun) R.Tannehill pass incomplete short right to A.Humphries (C.Sutton).	
3-12-PIT 46	(1:05) (Shotgun) R.Tannehill pass deep right to A.Brown pushed ob at PIT 25 for 21 yards (Te.Edmunds).	P15

Pittsburgh Steelers vs Tennessee Titans at Nissan Stadium

- 1-10-PIT 25 (1:00) (No Huddle, Shotgun) R.Tannehill pass incomplete short right [S.Tuitt].  
PENALTY on TEN-R.Tannehill, Intentional Grounding, 10 yards, enforced at PIT 25.
- 2-20-PIT 35 (:40) (Shotgun) R.Tannehill pass short right to C.Davis to PIT 28 for 7 yards (J.Haden).
- 3-13-PIT 28 (:24) (No Huddle, Shotgun) R.Tannehill pass incomplete deep right to C.Davis.
- 4-13-PIT 28 (:19) S.Gostkowski 45 yard field goal is No Good, Wide Right, Center-B.Brinkley, Holder-B.Kern.

Pittsburgh Steelers at 0:14

- 1-10-PIT 35 (:14) B.Roethlisberger kneels to PIT 34 for -1 yards.

END OF QUARTER

	Score	Time Poss	First Downs				Efficiencies	
			R	P	X	T	3 Down	4 Down
Pittsburgh Steelers	27	7:52	0	5	0	5	4/5	0/0
Tennessee Titans	24	7:08	4	4	1	9	3/5	0/0

# Miscellaneous Statistics Report

Pittsburgh Steelers vs Tennessee Titans  
10/25/2020 at Nissan Stadium

## Ten Longest Plays for Pittsburgh Steelers

Yards	Qtr	Play Start	Play Description
28	4	1-10-PIT 33	(7:05) (Shotgun) B.Roethlisberger pass deep left to J.Smith-Schuster pushed ob at TEN 39 for 28 yards (K.Vaccaro).
24	2	1-10-PIT 25	(5:26) (Shotgun) J.Conner left guard to PIT 49 for 24 yards (M.Butler).
24	3	1-10-PIT 34	(13:19) (Shotgun) J.Conner left end pushed ob at PIT 43 for 9 yards (K.Vaccaro). PENALTY on TEN-K.Vaccaro, Unnecessary Roughness, 15 yards, enforced at PIT 43.
22	1	3-14-PIT 35	(2:55) (Shotgun) B.Roethlisberger pass deep left to E.Ebron to TEN 43 for 22 yards (J.Joseph).
21	2	3-12-TEN 33	(14:22) (Shotgun) B.Roethlisberger pass deep left to J.Smith-Schuster to TEN 12 for 21 yards (K.Fulton) [J.Clowney].
18	2	2-2-TEN 43	(3:53) B.Roethlisberger pass short left to J.Conner pushed ob at TEN 25 for 18 yards (J.Brown).
14	1	3-3-PIT 32	(14:10) (Shotgun) B.Roethlisberger pass short left to D.Johnson ran ob at PIT 46 for 14 yards.
14	1	3-11-TEN 40	(10:44) (Shotgun) B.Roethlisberger pass short left to D.Johnson to TEN 26 for 14 yards (A.Hooker; T.Smith).
11	1	2-11-TEN 11	(5:45) (Shotgun) B.Roethlisberger pass short left to D.Johnson for 11 yards, TOUCHDOWN.
9	1	2-4-TEN 48	(13:00) (Shotgun) B.Roethlisberger pass short middle to R.McCloud pushed ob at TEN 39 for 9 yards (J.Brown).

## Ten Longest Plays for Tennessee Titans

Yards	Qtr	Play Start	Play Description
73	3	2-8-TEN 27	(9:47) R.Tannehill pass short middle to A.Brown for 73 yards, TOUCHDOWN.
21	4	3-12-PIT 46	(1:05) (Shotgun) R.Tannehill pass deep right to A.Brown pushed ob at PIT 25 for 21 yards (Te.Edmunds).
20	4	2-6-PIT 44	(12:15) (No Huddle) R.Tannehill pass short middle to A.Brown to PIT 24 for 20 yards (S.Nelson; M.Fitzpatrick).
19	2	3-9-PIT 41	(8:54) (Shotgun) R.Tannehill pass deep middle to A.Humphries to PIT 22 for 19 yards (M.Fitzpatrick) [T.Watt].
17	4	1-10-PIT 24	(11:43) (No Huddle) D.Henry left tackle pushed ob at PIT 7 for 17 yards (M.Fitzpatrick).
17	4	2-6-TEN 24	(2:15) (Shotgun) R.Tannehill pass short left to A.Brown pushed ob at TEN 41 for 17 yards (S.Nelson).
14	2	2-10-TEN 25	(12:13) D.Henry right guard to TEN 39 for 14 yards (V.Williams).
13	2	2-4-TEN 45	(10:53) R.Tannehill pass short left to A.Brown to PIT 42 for 13 yards (M.Fitzpatrick).
9	2	2-14-TEN 6	(2:00) (Shotgun) D.Henry right guard to TEN 15 for 9 yards (V.Williams).
9	4	2-7-TEN 33	(15:00) D.Henry left guard to TEN 42 for 9 yards (S.Nelson).

## Touchdown Scoring Information

		Offense	Defense	Special Teams
VISITOR	Pittsburgh Steelers	3	0	0
HOME	Tennessee Titans	3	0	0

## Player Scoring Information

Club	Player	TD	Rush TD	Rec TD	KO TD	Punt TD	Int TD	Fum TD	Misc TD	FG	XP	2Pt Rush	2Pt Rec	Sfty	Points
PIT	D.Johnson	0	0	2	0	0	0	0	0	0	0	0	0	0	12
PIT	C.Boswell	0	0	0	0	0	0	0	0	2	3	0	0	0	9
PIT	B.Snell	0	1	0	0	0	0	0	0	0	0	0	0	0	6
TEN	D.Henry	0	1	0	0	0	0	0	0	0	0	0	0	0	6
TEN	A.Brown	0	0	1	0	0	0	0	0	0	0	0	0	0	6
TEN	C.Davis	0	0	1	0	0	0	0	0	0	0	0	0	0	6
TEN	S.Gostkowski	0	0	0	0	0	0	0	0	1	3	0	0	0	6

## Possession Detail

	First Half		Second Half		Game	
	Visitor	Home	Visitor	Home	Visitor	Home
Largest Lead	17	0	20	0	20	0
Drives Leading	4	0	6	0	10	0
Time of Possession Leading	10:38	0:00	16:41	0:00	27:19	0:00
Largest Deficit	0	-17	0	-20	0	-20
Drives Trailing	0	4	0	6	0	10
Time of Possession Trailing	0:00	10:04	0:00	13:19	0:00	23:23
Times Score Tied Up		0		0		0
Lead Changes		1		0		1

# Playtime Percentage

*Percent of playtime per player on offense, defense and special teams*

Pittsburgh Steelers						Tennessee Titans							
		Offense	Defense	Special Teams				Offense	Defense	Special Teams			
A Villanueva	T	79	100%		5	18%	R Saffold	G	57	100%	5	18%	
M Feiler	T	79	100%		5	18%	T Sambrailo	T	57	100%	5	18%	
B Roethlisberger	QB	79	100%				N Davis	G	57	100%	5	18%	
M Pouncey	C	79	100%				D Kelly	T	57	100%	4	14%	
D DeCastro	G	79	100%				B Jones	C	57	100%	1	4%	
C Okorafor	T	78	99%		5	18%	R Tannehill	QB	57	100%			
J Conner	RB	66	84%				A Brown	WR	53	93%			
E Ebron	TE	66	84%				C Davis	WR	52	91%			
J Smith-Schuster	WR	65	82%				D Henry	RB	42	74%			
D Johnson	WR	59	75%				J Smith	TE	40	70%			
C Claypool	WR	51	65%		8	29%	A Humphries	WR	31	54%			
V McDonald	TE	35	44%		5	18%	M Pruitt	TE	15	26%	13	46%	
J Washington	WR	18	23%				A Firkser	TE	15	26%	8	29%	
J Samuels	RB	9	11%		10	36%	J McNichols	RB	15	26%			
R McCloud	WR	8	10%		10	36%	G Swaim	TE	10	18%	21	75%	
B Snell	RB	6	8%		15	54%	K Blasingame	FB	8	14%	18	64%	
A McFarland	RB	5	6%				N Westbrook	WR	2	4%	3	11%	
J Hawkins	T	5	6%				K Raymond	WR	1	2%	13	46%	
M Fitzpatrick	SS	1	1%	57	100%	5	18%	A Brewer	C	1	2%		
H Mondeaux	DE	1	1%	6	11%	17	61%	K Byard	FS		79	100%	
T Edmunds	RB	1	1%				M Butler	CB		78	99%		
S Nelson	CB		56	98%	4	14%	J Brown	LB		74	94%	6	21%
J Haden	CB		56	98%	4	14%	H Landry	LB		74	94%		
B Dupree	LB		54	95%	5	18%	K Vaccaro	SS		73	92%		
C Heyward	DT		50	88%	8	29%	J Simmons	DT		67	85%	5	18%
T Watt	LB		49	86%	5	18%	R Evans	LB		66	84%		
S Tuitt	DE		48	84%	10	36%	J Clowney	DE		58	73%		
T Edmunds	SS		48	84%	5	18%	D Jones	NT		55	70%	5	18%
V Williams	LB		45	79%	5	18%	J Joseph	CB		46	58%		
R Spillane	LB		43	75%	7	25%	K Fulton	CB		37	47%		
T Alualu	DE		34	60%	5	18%	C Jackson	CB		32	41%		
C Sutton	CB		33	58%	12	43%	V Beasley	LB		30	38%		
U Gilbert	LB		14	25%	15	54%	J Crawford	DT		27	34%	10	36%
J Layne	CB		12	21%	14	50%	T Smith	CB		23	29%	12	43%
C Wormley	DE		10	18%	1	4%	A Hooker	FS		20	25%	23	82%
A Highsmith	LB		8	14%	18	64%	I Mack	DT		12	15%	5	18%
O Adeniyi	LB		3	5%	18	64%	L Murchison	DT		11	14%	5	18%
J Dangerfield	SS		1	2%	11	39%	W Compton	LB		5	6%	16	57%
S Davis	FS				14	50%	N Dzubnar	LB		1	1%	23	82%
J Pierre	CB				13	46%	D Cruikshank	SS		1	1%	22	79%
M Allen	FS				11	39%	D Bates	LB				23	82%
C Boswell	K				11	39%	C Milton	CB				17	61%
J Berry	P				7	25%	B Brinkley	LS				10	36%
K Canaday	LS				7	25%	S Gostkowski	K				10	36%
J Hassenauer	C				5	18%							

K Dotson	G	5	18%	B Kern	P	10	36%
J Elliott	LB	3	11%	D Quessenberry	G	5	18%
				J Douglas	G	5	18%

# 2020 TENNESSEE TITANS REGULAR SEASON STATISTICS

Won 5, Lost 1

Date	W-L	Score	OT	Opponent	Attendance
09/14	W	16-14		at Denver	0
09/20	W	33-30		Jacksonville	0
09/27	W	31-30		at Minnesota	0
10/13	W	42-16		Buffalo	8,403
10/18	W	42-36	OT	Houston	10,166
10/25	L	24-27		Pittsburgh	10,355
11/01				at Cincinnati	
11/08				Chicago	
11/12				Indianapolis	
11/22				at Baltimore	
11/29				at Indianapolis	
12/06				Cleveland	
12/13				at Jacksonville	
12/20				Detroit	
12/27				at Green Bay	
01/03				at Houston	

Statistic	Tenn.	Opp.
<b>Total First Downs</b>	<b>143</b>	<b>142</b>
Rushing	46	44
Passing	84	91
Penalty	13	7
3rd Down: Made/Att	34/73	50/82
3rd Down Pct.	46.6	61.0
4th Down: Made/Att	3/4	4/6
4th Down Pct.	75.0	66.7
<b>Possession Avg.</b>	<b>28:40</b>	<b>31:20</b>
<b>Total Net Yards</b>	<b>2408</b>	<b>2411</b>
Avg. Per Game	401.3	401.8
Total Plays	398	405
Avg. Per Play	6.1	6.0
<b>Net Yards Rushing</b>	<b>871</b>	<b>779</b>
Avg. Per Game	145.2	129.8
Total Rushes	186	160
<b>Net Yards Passing</b>	<b>1537</b>	<b>1632</b>
Avg. Per Game	256.2	272.0
Sacked/Yards Lost	8/53	7/62
Gross Yards	1590	1694
Att./Completions	204/139	238/157
Completion Pct.	68.1	66.0
Had Intercepted	2	9
<b>Punts/Average</b>	<b>18/49.6</b>	<b>18/49.6</b>
Net Punting Avg.	18/43.1	18/43.6
<b>Penalties/Yards</b>	<b>33/304</b>	<b>38/307</b>
<b>Fumbles/Ball Lost</b>	<b>4/1</b>	<b>12/3</b>
<b>Touchdowns</b>	<b>23</b>	<b>20</b>
Rushing	8	5
Passing	15	15
Returns	0	0

Score By Periods	Q1	Q2	Q3	Q4	OT	PTS
<b>Team</b>	<b>41</b>	<b>48</b>	<b>39</b>	<b>54</b>	<b>6</b>	<b>188</b>
<b>Opponents</b>	<b>35</b>	<b>43</b>	<b>30</b>	<b>45</b>	<b>0</b>	<b>153</b>

Scoring	TD	Rush	Rec	Ret	K-PAT	FG	S	PTS
Gostkowski	0	0	0	0	18/20	10/16	0	48
Henry	7	7	0	0			0	42
J. Smith	5	0	5	0			0	30
A. Brown	4	0	4	0			0	24
C. Davis	2	0	2	0			0	12
Humphries	2	0	2	0			0	12
Firkser	1	0	1	0			0	6
Pruitt	1	0	1	0			0	6
Tannehill	1	1	0	0			0	6
Westbrook	0	0	0	0			0	2
<b>Team</b>	<b>23</b>	<b>8</b>	<b>15</b>	<b>0</b>	<b>18/20</b>	<b>10/16</b>	<b>0</b>	<b>188</b>
<b>Opponents</b>	<b>20</b>	<b>5</b>	<b>15</b>	<b>0</b>	<b>15/17</b>	<b>6/7</b>	<b>0</b>	<b>153</b>

**2-Pt Conv:** Westbrook, TM 1-2, 3  
**Sacks:** Simmons 2, Landry 1.5, Crawford 1, Fulton 1, Vaccaro 1, D. Jones 0.5,  
**TM 7, OPP 8**  
**FUM/Lost:** Tannehill 3/1, Brinkley 1/0

Passing	Att	Cmp	Yds	Cmp%	Yds/Att	TD	TD%	Int	Int%	Long	Sack/Lost	Rating
Tannehill	203	139	1590	68.5	7.83	15	7.4	2	1.0	73t	7/53	112.3
Kern	1	0	0	0.0	0.00	0	0.0	0	0.0	---	0/0	39.6
Humphries	0	0	0	---	---	0	---	0	---	---	1/0	---
<b>Team</b>	<b>204</b>	<b>139</b>	<b>1590</b>	<b>68.1</b>	<b>7.79</b>	<b>15</b>	<b>7.4</b>	<b>2</b>	<b>1.0</b>	<b>73t</b>	<b>8/53</b>	<b>111.8</b>
<b>Opponents</b>	<b>238</b>	<b>157</b>	<b>1694</b>	<b>66.0</b>	<b>7.12</b>	<b>15</b>	<b>6.3</b>	<b>9</b>	<b>3.8</b>	<b>71t</b>	<b>7/62</b>	<b>92.0</b>

Rushing	No.	Yds	Avg	Long	TD
Henry	143	663	4.6	94t	7
McNichols	17	88	5.2	20	0
Tannehill	17	82	4.8	23	1
D. Evans	5	21	4.2	9	0
Batson	1	11	11.0	11	0
Perry	2	9	4.5	6	0
Humphries	0	0	---	---	0
Raymond	1	-3	-3.0	-3	0
<b>Team</b>	<b>186</b>	<b>871</b>	<b>4.7</b>	<b>94t</b>	<b>8</b>
<b>Opponents</b>	<b>160</b>	<b>779</b>	<b>4.9</b>	<b>39t</b>	<b>5</b>

Receiving	No.	Yds	Avg	Long	TD
A. Brown	23	332	14.4	73t	4
Humphries	22	219	10.0	23	2
C. Davis	21	241	11.5	38	2
J. Smith	20	243	12.2	63	5
Firkser	19	189	9.9	45	1
Henry	10	81	8.1	53	0
Raymond	8	176	22.0	61	0
McNichols	4	19	4.8	9	0
Batson	3	39	13.0	18	0
Pruitt	3	17	5.7	10	1
Swaim	2	10	5.0	8	0
Hollister	1	12	12.0	12	0
Westbrook	1	7	7.0	7	0
Blasingame	1	5	5.0	5	0
Tannehill	1	0	0.0	0	0
<b>Team</b>	<b>139</b>	<b>1590</b>	<b>11.4</b>	<b>73t</b>	<b>15</b>
<b>Opponents</b>	<b>157</b>	<b>1694</b>	<b>10.8</b>	<b>71t</b>	<b>15</b>

Interceptions	No.	Yds	Avg	Long	TD
Butler	2	97	48.5	68	0
Hooker	2	3	1.5	3	0
Fulton	1	44	44.0	44	0
Cruikshank	1	13	13.0	13	0
J. Joseph	1	5	5.0	5	0
J. Brown	1	0	0.0	0	0
Landry	1	0	0.0	0	0
T. Smith	0	5	---	5	0
<b>Team</b>	<b>9</b>	<b>167</b>	<b>18.6</b>	<b>68</b>	<b>0</b>
<b>Opponents</b>	<b>2</b>	<b>16</b>	<b>8.0</b>	<b>16</b>	<b>0</b>

Punting	No.	Yds	Avg	Net	TB	In	Lg	B
Kern	18	893	49.6	43.1	1	10	66	0
<b>Team</b>	<b>18</b>	<b>893</b>	<b>49.6</b>	<b>43.1</b>	<b>1</b>	<b>10</b>	<b>66</b>	<b>0</b>
<b>Opponents</b>	<b>18</b>	<b>893</b>	<b>49.6</b>	<b>43.6</b>	<b>1</b>	<b>9</b>	<b>71</b>	<b>0</b>

Punt Returns	Ret	FC	Yds	Avg	Long	TD
Raymond	12	3	89	7.4	40	0
<b>Team</b>	<b>12</b>	<b>3</b>	<b>89</b>	<b>7.4</b>	<b>40</b>	<b>0</b>
<b>Opponents</b>	<b>8</b>	<b>6</b>	<b>98</b>	<b>12.3</b>	<b>57</b>	<b>0</b>

Kickoff Returns	No.	Yds	Avg	Long	TD
Raymond	13	242	18.6	30	0
Kalu	1	2	2.0	2	0
<b>Team</b>	<b>14</b>	<b>244</b>	<b>17.4</b>	<b>30</b>	<b>0</b>
<b>Opponents</b>	<b>12</b>	<b>241</b>	<b>20.1</b>	<b>30</b>	<b>0</b>

Field Goals	1-19	20-29	30-39	40-49	50+
Gostkowski	0/0	1/2	3/4	1/5	5/5
<b>Team</b>	<b>0/0</b>	<b>1/2</b>	<b>3/4</b>	<b>1/5</b>	<b>5/5</b>
<b>Opponents</b>	<b>0/0</b>	<b>0/0</b>	<b>4/4</b>	<b>2/3</b>	<b>0/0</b>

Gostkowski: (47N,44B,42N,25G)(51G,49G)(39G,31G, 30G,51G,54G,55G)(27B,37N)(51G,45N)  
 OPP: (0)(35G)(41G,49N)(43G)(38G)(38G,30G)

**TITANS CAN'T  
OVERCOME SLOW START,  
FALL 31-20 TO THE  
BENGALS**

**BY JIM WYATT  
TENNESSEE TITANS  
NOVEMBER 1, 2020**

CINCINNATI – In the Queen City, the Titans looked unfit to be kings.

A listless, mistake-filled performance here on Sunday resulted in a second straight loss for the Titans, this time 31-20 to the Bengals.

Titans quarterback Ryan Tannehill completed 18-of-30 passes for 233 yards with two touchdowns and an interception.

Titans running back Derrick Henry ran for 112 yards and a touchdown on 18 carries.

But the Titans couldn't accomplish much on either side of the ball until it was too late in this one, and as a result they dropped to 5-2 after five consecutive wins to open the season.

The Titans lost receiver Adam Humphries in the first half, as he was carted off after suffering a concussion.

Once again, the Titans got off to another slow start, and they trailed 17-7 at the half.

The Bengals took an early 3-0 lead on a 33-yard field goal by kicker Randy Bullock.

The Titans put together a nice drive on their first possession, but it ended when Bengals safety Jessie Bates III intercepted Tannehill in the end zone.

Tennessee's next possession ended with a missed 53-yard field goal by kicker Stephen Gostkowski, as the football bounced off the right upright.

It was a sign of things to come.

When the Bengals got the ball back, they went ahead 10-0 on a one-yard touchdown run by running back Samaje Perine with 10:26 left in the second quarter.

The Titans got on the board with a three-yard touchdown run by Henry with 6:04 remaining before halftime, which cut the lead to 10-7. Henry's run capped off a 10-play, 75-yard drive that was highlighted by seven runs from Henry, and gains of eight, nine, and 13 yards, among others.

But the Bengals answered back with a long scoring drive of their own, and they capped it off with a 12-yard touchdown run by Giovani Bernard to make it 17-7 with 32 seconds left before halftime. The Bengals converted a 4th-and-5 from the Tennessee 43-yard line on the drive with a 22-yard completion from quarterback Joe Burrow to receiver Tee Higgins.

After a scoreless third quarter, the Bengals stretched their lead to 24-7 on a seven-yard touchdown pass from Burrow to receiver Tyler Boyd.

The Titans tried to get back in it late.

A nine-yard touchdown pass from Tannehill to A.J. Brown cut the lead to 24-14, but after a long return on the ensuing kickoff, the Bengals surged back ahead 31-14 on a six-yard touchdown pass from Burrow to Bernard.

Tannehill connected with receiver Corey Davis for a 12-yard touchdown to cut the lead to 31-20 with 6:01 left.

But in the end, the Titans just couldn't catch up.

The Titans face the Bears next Sunday at Nissan Stadium.

###

# 2020 / Regular / Week 8

## National Football League Game Summary

NFL Copyright © 2020 by The National Football League. All rights reserved. This summary and play-by-play is for the express purpose of assisting media in their coverage of the game; any other use of this material is prohibited without the written permission of the National Football League.

Date: Sunday, 11/1/2020

Tennessee Titans at Cincinnati Bengals  
at Paul Brown Stadium, Cincinnati, OH

Start Time: 1:02 PM EST

### Game Day Weather

Game Weather: Sunny

Temp: 48° F (8.9° C) Humidity: 52%, Wind: W 24 mph, gusts to 35 mph

Played Open Stadium on Turf: Twenty-Four/Seven Tur

Outdoor Weather: Sunny, Wind Chill: 39

### Officials

Referee: Novak, Scott (1)  
Line Judge: Eaton, Thomas (87)  
Back Judge: Miles, Terrence (111)

Umpire: Woods, Steven (54)  
Field Judge: Edwards, Scott (3)  
Replay Official: McGrath, John (0)

Down Judge: Payne, Kent (79)  
Side Judge: Prioleau, Dyrol (109)

### Lineups

Tennessee Titans				Cincinnati Bengals			
Offense		Defense		Offense		Defense	
WR 84	C.Davis	DB 35	C.Jackson	WR 18	A.Green	LDE 91	A.Bledsoe
TE 81	J.Smith	NT 90	D.Jones	LOT 77	H.Adeniji	NT 99	C.Covington
LT 70	T.Sambrailo	DT 98	J.Simmons	LG 63	D.Calhoun	DT 76	M.Daniels
LG 76	R.Saffold III	OLB 99	J.Clowney	C 53	B.Price	RDE 58	C.Lawson
C 60	B.Jones	ILB 54	R.Evans	RG 62	A.Redmond	LB 56	J.Bynes
RG 64	N.Davis	ILB 55	J.Brown	ROT 74	F.Johnson	LB 57	G.Pratt
RT 71	D.Kelly	OLB 58	H.Landry III	TE 89	D.Sample	DE/DT 70	M.Hunt
TE 85	M.Pruitt	CB 33	J.Joseph	WR 19	A.Tate	CB 38	L.Sims
WR 11	A.Brown	SS 24	K.Vaccaro	WR 85	T.Higgins	CB 22	W.Jackson III
QB 17	R.Tannehill	FS 31	K.Byard	QB 9	J.Burrow	S 24	V.Bell
RB 22	D.Henry	CB 21	M.Butler	HB 25	G.Bernard	S 30	J.Bates III

### Substitutions

K 3 S.Gostkowski, P 6 B.Kern, WR 10 A.Humphries, WR 14 K.Raymond, WR 15 N.Westbrook-Ikhine, RB 28 J.McNichols, CB 30 C.Milton, DB 36 K.Orr, DB 37 A.Hooker, CB 39 B.Borders, FB/RB 41 K.Blasingame, OLB 44 V.Beasley Jr., RB 45 D.Foreman, DB 46 J.Kalu, LS 48 B.Brinkley, LB 49 N.Dzubnar, LB 51 D.Long Jr., LB 56 D.Bates, OL 72 D.Quessenberry, G/C 75 J.Douglas, TE 86 A.Firkser, DL 91 L.Murchison, DL 94 J.Crawford, DT 97 I.Mack

### Substitutions

K 4 R.Bullock, P 10 K.Huber, WR 12 A.Erickson, CB 21 M.Alexander, CB 23 D.Phillips, CB 27 T.Brown, HB 32 T.Williams, HB 34 S.Perine, S 36 S.Williams, S 40 B.Wilson, LS 46 C.Harris, LB 50 J.Evans, LB 51 M.Bailey, LB 55 L.Wilson, LB 59 A.Davis-Gaither, G 65 K.Sutherland, G 67 Q.Spain, DT 71 X.Williams, WR 80 M.Thomas, TE 82 C.Carter, WR 83 T.Boyd, TE 86 M.Schreck, DE 90 K.Kareem, DT 97 G.Atkins

### Did Not Play

QB 5 L.Woodside, C 62 A.Brewer

### Did Not Play

QB 5 R.Finley

### Not Active

CB 23 T.Smith, DB 29 D.Cruikshank, OLB 50 D.Roberson, C 52 D.Munyer, T 79 I.Wilson, TE 87 G.Swaim, DE 92 M.Dickerson

### Not Active

K 3 A.Seibert, WR 11 J.Ross III, HB 28 J.Mixon, G 60 M.Jordan, C 66 T.Hopkins, OT 68 B.Hart, OT 73 J.Williams

### Field Goals (made ( ) & missed)

	S.Gostkowski	53RU	R.Bullock	(33)		
			1	2	3	4
VISITOR:	Tennessee Titans		0	7	0	13
HOME:	Cincinnati Bengals		3	14	0	14
					OT	Total
					0	20
					0	31

### Scoring Plays

Team	Qtr	Time	Play Description (Extra Point) (Drive Info)	Visitor	Home
Bengals	1	9:48	R.Bullock 33 yd. Field Goal (12-57, 5:12)	0	3
Bengals	2	10:26	S.Perine 1 yd. run (R.Bullock kick) (9-57, 4:59)	0	10
Titans	2	6:04	D.Henry 3 yd. run (S.Gostkowski kick) (10-75, 4:22)	7	10
Bengals	2	0:32	G.Bernard 12 yd. run (R.Bullock kick) (9-73, 5:32)	7	17
Bengals	4	13:55	T.Boyd 7 yd. pass from J.Burrow (R.Bullock kick) (12-86, 5:37)	7	24
Titans	4	11:20	A.Brown 9 yd. pass from R.Tannehill (S.Gostkowski kick) (9-75, 2:35)	14	24
Bengals	4	7:30	G.Bernard 6 yd. pass from J.Burrow (R.Bullock kick) (7-44, 3:50)	14	31
Titans	4	5:56	C.Davis 12 yd. pass from R.Tannehill (pass failed) (6-75, 1:34)	20	31

Paid Attendance: 9,712

Time: 3:09





## Final Team Statistics

	Visitor Titans	Home Bengals
TOTAL FIRST DOWNS	27	27
By Rushing	12	7
By Passing	13	16
By Penalty	2	4
THIRD DOWN EFFICIENCY	5-9-56%	10-15-67%
FOURTH DOWN EFFICIENCY	1-1-100%	1-1-100%
TOTAL NET YARDS	441	367
Total Offensive Plays (inc. times thrown passing)	60	69
Average gain per offensive play	7.4	5.3
NET YARDS RUSHING	218	118
Total Rushing Plays	29	32
Average gain per rushing play	7.5	3.7
Tackles for a loss-number and yards	0-0	2-4
NET YARDS PASSING	223	249
Times thrown - yards lost attempting to pass	1-10	0-0
Gross yards passing	233	249
PASS ATTEMPTS-COMPLETIONS-HAD INTERCEPTED	30-18-1	37-26-0
Avg gain per pass play (inc.# thrown passing)	7.2	6.7
KICKOFFS Number-In End Zone-Touchbacks	4-0-0	6-4-4
PUNTS Number and Average	2-36.0	3-43.3
Had Blocked	0	0
FGs - PATs Had Blocked	0-0	0-0
Net Punting Average	26.0	42.3
TOTAL RETURN YARDAGE (Not Including Kickoffs)	3	0
No. and Yards Punt Returns	1-3	0-0
No. and Yards Kickoff Returns	2-30	4-97
No. and Yards Interception Returns	0-0	1-0
PENALTIES Number and Yards	7-68	7-45
FUMBLES Number and Lost	0-0	1-0
TOUCHDOWNS	3	4
Rushing	1	2
Passing	2	2
EXTRA POINTS Made-Attempts	2-3	4-4
Kicking Made-Attempts	2-2	4-4
Passing Made-Attempts	0-1	0-0
FIELD GOALS Made-Attempts	0-1	1-1
RED ZONE EFFICIENCY	3-4-75%	4-5-80%
GOAL TO GO EFFICIENCY	2-3-67%	2-2-100%
SAFETIES	0	0
FINAL SCORE	20	31
TIME OF POSSESSION	24:03	35:57

## Ball Possession And Drive Chart

### Tennessee Titans

#	Time Recd	Time Lost	Time Poss	How Ball Obtained	Drive Began	# Play	Yds Gain	Yds Pen	Net Yds	1st Down	Last Scrm	How Given Up
1	9:48	5:07	4:41	Kickoff	TEN 31	8	61	0	61	3	* CIN 8	Interception
2	3:11	0:25	2:46	Punt	TEN 22	8	43	0	43	2	CIN 35	Missed FG
3	10:26	6:04	4:22	Kickoff	TEN 25	10	60	15	75	5	* CIN 3	Touchdown
4	0:32	0:00	0:32	Kickoff	TEN 25	6	36	0	36	2	50	End of Half
5	15:00	11:11	3:49	Kickoff	TEN 20	6	54	-10	44	2	CIN 36	Punt
6	8:00	4:32	3:28	Punt	TEN 11	7	34	5	39	3	50	Punt
7	13:55	11:20	2:35	Kickoff	TEN 25	9	75	0	75	5	* CIN 9	Touchdown
8	7:30	5:56	1:34	Kickoff	TEN 25	6	70	5	75	5	* CIN 12	Touchdown
9	0:16	0:00	0:16	Punt	TEN 2	1	8	0	8	0	TEN 2	End of Game

(186) Average TEN 21

### Cincinnati Bengals

#	Time Recd	Time Lost	Time Poss	How Ball Obtained	Drive Began	# Play	Yds Gain	Yds Pen	Net Yds	1st Down	Last Scrm	How Given Up
1	15:00	9:48	5:12	Kickoff	CIN 28	12	62	-5	57	3	* TEN 15	Field Goal
2	5:07	3:11	1:56	Interception	CIN 20	4	12	5	17	1	CIN 37	Punt
3	0:25	10:26	4:59	Missed FG	CIN 43	9	40	17	57	5	* TEN 1	Touchdown
4	6:04	0:32	5:32	Kickoff	CIN 27	9	63	10	73	4	* TEN 12	Touchdown
5	11:11	8:00	3:11	Punt	CIN 20	6	30	0	30	2	50	Punt
6	4:32	13:55	5:37	Punt	CIN 14	12	76	10	86	6	* TEN 7	Touchdown
7	11:20	7:30	3:50	Kickoff	TEN 44	7	44	0	44	3	* TEN 6	Touchdown
8	5:56	0:16	5:40	Kickoff	CIN 10	11	40	1	41	3	TEN 49	Punt

(218) Average CIN 27

\* inside opponent's 20

Time of Possession by Quarter		1st	2nd	3rd	4th	OT	Total
Visitor	Tennessee Titans	7:27	4:54	7:17	4:25		24:03
Home	Cincinnati Bengals	7:33	10:06	7:43	10:35		35:57
Kickoff Drive No.-Start Average		Titans: 6 - TEN 25		Bengals: 4 - CIN 30			







## Play By Play

## First Quarter

11/1/2020

TEN wins the coin toss and elects to defer. CIN elects to Receive, and TEN elects to defend the north goal.

S.Gostkowski kicks 62 yards from TEN 35 to CIN 3. B.Wilson to CIN 28 for 25 yards (A.Hooker; C.Jackson).

Cincinnati Bengals at 15:00, (1st play from scrimmage 14:53)

1-10-CIN 28	(14:53) (Shotgun) G.Bernard left guard to CIN 34 for 6 yards (D.Jones).	
2-4-CIN 34	(14:21) (Shotgun) J.Burrow pass short middle to T.Higgins to CIN 43 for 9 yards (J.Brown).	P1
<u>1-10-CIN 43</u>	(13:46) (Shotgun) G.Bernard right guard to TEN 48 for 9 yards (M.Butler; R.Evans).	
2-1-TEN 48	(13:09) (Shotgun) J.Burrow pass short right to G.Bernard to TEN 48 for no gain (J.Brown).	
3-1-TEN 48	(12:31) J.Burrow up the middle to TEN 46 for 2 yards (J.Brown).	R2
<u>1-10-TEN 46</u>	(11:56) (Shotgun) PENALTY on CIN-D.Calhoun, False Start, 5 yards, enforced at TEN 46 - No Play.	
1-15-CIN 49	(11:45) (Shotgun) J.Burrow pass incomplete short middle to T.Higgins.	
2-15-CIN 49	(11:41) (Shotgun) J.Burrow pass short left to G.Bernard to TEN 41 for 10 yards (J.Brown; M.Butler).	
3-5-TEN 41	(10:56) (Shotgun) J.Burrow pass deep right to T.Higgins to TEN 17 for 24 yards (J.Joseph).	P3
<u>1-10-TEN 17</u>	(10:41) J.Burrow pass incomplete short right to D.Sample.	
2-10-TEN 17	(10:35) (Shotgun) J.Burrow pass short left to S.Perine pushed ob at TEN 15 for 2 yards (M.Butler; R.Evans) [J.Simmons].	
3-8-TEN 15	(9:56) (Shotgun) J.Burrow pass incomplete short left to T.Boyd.	
4-8-TEN 15	(9:52) R.Bullock 33 yard field goal is GOOD, Center-C.Harris, Holder-K.Huber.	

TEN 0 CIN 3, 12 plays, 57 yards, 5:12 drive, 5:12 elapsed

R.Bullock kicks 45 yards from CIN 35 to TEN 20. K.Blasingame to TEN 31 for 11 yards (M.Bailey).

Tennessee Titans at 9:48, (1st play from scrimmage 9:44)

1-10-TEN 31	(9:44) R.Tannehill pass short right to J.Smith to TEN 41 for 10 yards (J.Bates III).	P1
<u>1-10-TEN 41</u>	(9:06) D.Henry left end to TEN 41 for no gain (L.Sims).	
2-10-TEN 41	(8:28) R.Tannehill pass short middle to K.Blasingame to TEN 46 for 5 yards (A.Bledsoe).	
3-5-TEN 46	(7:48) (Shotgun) R.Tannehill scrambles up the middle to CIN 39 for 15 yards (J.Bates III).	R2
<u>1-10-CIN 39</u>	(7:10) D.Henry right guard to CIN 35 for 4 yards (X.Williams).	
2-6-CIN 35	(6:34) D.Henry left tackle to CIN 35 for no gain (G.Pratt; C.Lawson).	
3-6-CIN 35	(5:49) (Shotgun) R.Tannehill pass deep left to C.Davis pushed ob at CIN 8 for 27 yards (J.Bates III).	P3
<u>1-8-CIN 8</u>	(5:16) R.Tannehill pass short middle intended for A.Brown INTERCEPTED by J.Bates III at CIN -4. Touchback.	

Cincinnati Bengals at 5:07

1-10-CIN 20	(5:07) (Shotgun) J.Burrow pass short right to A.Tate to CIN 26 for 6 yards (J.Joseph).	
2-4-CIN 26	(4:25) (Shotgun) J.Burrow pass incomplete short middle to C.Carter (J.Brown).	
	PENALTY on TEN-R.Evans, Defensive Holding, 5 yards, enforced at CIN 26 - No Play.	X4
<u>1-10-CIN 31</u>	(4:20) (Shotgun) J.Burrow Aborted. B.Price FUMBLES at CIN 21, recovered by CIN-J.Burrow at CIN 21. J.Burrow pass incomplete right.	
2-10-CIN 31	(4:15) (Shotgun) J.Burrow pass short left to A.Green to CIN 37 for 6 yards (M.Butler).	
3-4-CIN 37	(3:29) (Shotgun) J.Burrow pass incomplete short right to T.Higgins (J.Joseph).	
4-4-CIN 37	(3:23) K.Huber punts 41 yards to TEN 22, Center-C.Harris, downed by CIN-G.Pratt.	

Tennessee Titans at 3:11

1-10-TEN 22	(3:11) D.Foreman up the middle to TEN 28 for 6 yards (V.Bell).	
2-4-TEN 28	(2:34) R.Tannehill scrambles left end ran ob at TEN 33 for 5 yards (J.Bynes).	R4
<u>1-10-TEN 33</u>	(2:03) D.Henry right tackle to TEN 39 for 6 yards (C.Covington).	
2-4-TEN 39	(1:26) R.Tannehill pass deep right to C.Davis to CIN 37 for 24 yards (J.Bates III).	P5
<u>1-10-CIN 37</u>	(1:00) D.Henry left guard to CIN 35 for 2 yards (C.Covington).	
2-8-CIN 35	(:39) R.Tannehill pass incomplete short left to C.Davis.	
3-8-CIN 35	(:34) (Shotgun) R.Tannehill pass incomplete short left to A.Humphries [C.Lawson].	
4-8-CIN 35	(:30) S.Gostkowski 53 yard field goal is No Good, Hit Right Upright, Center-B.Brinkley, Holder-B.Kern.	

Cincinnati Bengals at 0:25

1-10-CIN 43	(:25) (Shotgun) J.Burrow pass short right to T.Boyd pushed ob at 50 for 7 yards (J.Joseph).	
-------------	---	--

END OF QUARTER

	Score	Time Poss	First Downs				Efficiencies	
			R	P	X	T	3 Down	4 Down
Tennessee Titans	0	7:27	2	3	0	5	2/3	0/0
Cincinnati Bengals	3	7:33	1	2	1	4	2/4	0/0

## Play By Play

## Second Quarter

11/1/2020

Cincinnati Bengals continued.

2-3-50	(15:00) (Shotgun) S.Perine right guard to TEN 44 for 6 yards (K.Byard; R.Evans).	R5
<u>1-10-TEN 44</u>	(14:15) (Shotgun) S.Perine up the middle to TEN 42 for 2 yards (K.Orr).	
2-8-TEN 42	(13:38) (Shotgun) J.Burrow pass incomplete short right to A.Green (M.Butler).	
3-8-TEN 42	(13:34) (Shotgun) J.Burrow pass short right to A.Tate to TEN 34 for 8 yards (K.Byard; J.Joseph).	P6
<u>1-10-TEN 34</u>	(12:48) (Shotgun) S.Perine left tackle to TEN 33 for 1 yard (J.Simmons).	
2-9-TEN 33	(12:07) (Shotgun) PENALTY on CIN-H.Adeniji, False Start, 5 yards, enforced at TEN 33 - No Play.	
2-14-TEN 38	(11:53) (Shotgun) J.Burrow pass short middle to T.Boyd to TEN 25 for 13 yards (K.Byard).	
3-1-TEN 25	(11:09) J.Burrow pass short right to C.Carter pushed ob at TEN 23 for 2 yards (H.Landry III). Tennessee challenged the pass completion ruling, and the play was Upheld. The ruling on the field stands. (Timeout #1.)	P7
<u>1-10-TEN 23</u>	(10:36) (Shotgun) J.Burrow pass incomplete deep right to T.Higgins (J.Joseph).	
	PENALTY on TEN-J.Joseph, Defensive Pass Interference, 22 yards, enforced at TEN 23 - No Play.	X8
<u>1-1-TEN 1</u>	(10:31) (Shotgun) S.Perine up the middle for 1 yard, TOUCHDOWN.	R9
	R.Bullock extra point is GOOD, Center-C.Harris, Holder-K.Huber.	

TEN 0 CIN 10, 9 plays, 57 yards, 1 penalty, 4:59 drive, 4:34 elapsed

R.Bullock kicks 65 yards from CIN 35 to end zone, Touchback.

Tennessee Titans at 10:26

1-10-TEN 25	(10:26) D.Henry right tackle to TEN 34 for 9 yards (M.Daniels, V.Bell).	
2-1-TEN 34	(9:52) D.Henry right end to TEN 47 for 13 yards (J.Bates III; J.Bynes).	R6
<u>1-10-TEN 47</u>	(9:26) D.Henry right end to CIN 45 for 8 yards (X.Williams).	
	PENALTY on CIN-X.Williams, Horse Collar Tackle, 15 yards, enforced at CIN 45.	X7
<u>1-10-CIN 30</u>	(8:53) D.Foreman right tackle pushed ob at CIN 19 for 11 yards (J.Bates III).	R8
<u>1-10-CIN 19</u>	(8:23) D.Foreman left end to CIN 16 for 3 yards (W.Jackson III).	
2-7-CIN 16	(7:42) D.Henry right guard to CIN 10 for 6 yards (J.Bates III; L.Wilson).	
3-1-CIN 10	(7:03) (Shotgun) D.Henry right guard to CIN 6 for 4 yards (K.Kareem).	R9
<u>1-6-CIN 6</u>	(6:40) D.Henry left tackle to CIN 3 for 3 yards (V.Bell; C.Covington).	
	Timeout #1 by CIN at 06:11.	
2-3-CIN 3	(6:10) (Shotgun) R.Tannehill pass incomplete short right to M.Pruitt.	
3-3-CIN 3	(6:06) D.Henry right guard for 3 yards, TOUCHDOWN. CIN-D.Phillips was injured during the play.	R10
	S.Gostkowski extra point is GOOD, Center-B.Brinkley, Holder-B.Kern.	

TEN 7 CIN 10, 10 plays, 75 yards, 1 penalty, 4:22 drive, 8:56 elapsed

S.Gostkowski kicks 52 yards from TEN 35 to CIN 13. B.Wilson to CIN 27 for 14 yards (N.Dzubnar; K.Orr).

Cincinnati Bengals at 6:04, (1st play from scrimmage 5:56)

1-10-CIN 27	(5:56) (Shotgun) G.Bernard right guard to CIN 39 for 12 yards (J.Brown; C.Jackson).	R10
<u>1-10-CIN 39</u>	(5:19) (Shotgun) J.Burrow pass short right to T.Higgins to TEN 48 for 13 yards (J.Joseph).	P11
<u>1-10-TEN 48</u>	(4:38) (Shotgun) J.Burrow pass short right to A.Green to TEN 45 for 3 yards (M.Butler).	
	PENALTY on TEN-V.Beasley Jr., Defensive Offside, 5 yards, enforced at TEN 48 - No Play.	
1-5-TEN 43	(4:10) G.Bernard left tackle to TEN 46 for -3 yards (C.Jackson).	
2-8-TEN 46	(3:24) (Shotgun) J.Burrow pass short right to T.Higgins to TEN 43 for 3 yards (R.Evans).	
3-5-TEN 43	(2:41) (Shotgun) J.Burrow pass incomplete deep right to A.Green.	
	Timeout #2 by CIN at 02:36.	
	Timeout #2 by TEN at 02:36.	
4-5-TEN 43	(2:36) (Shotgun) J.Burrow pass deep middle to T.Higgins to TEN 21 for 22 yards (A.Hooker; C.Jackson).	P12
<u>1-10-TEN 21</u>	(2:04) (Shotgun) PENALTY on TEN-V.Beasley Jr., Neutral Zone Infraction, 5 yards, enforced at TEN 21 - No Play.	

Two-Minute Warning

1-5-TEN 16	(2:00) (Shotgun) G.Bernard up the middle to TEN 12 for 4 yards (H.Landry III).	
2-1-TEN 12	(1:14) J.Burrow right guard to TEN 12 for no gain (J.Brown).	
3-1-TEN 12	(:36) (Shotgun) G.Bernard up the middle for 12 yards, TOUCHDOWN.	R13
	R.Bullock extra point is GOOD, Center-C.Harris, Holder-K.Huber.	

TEN 7 CIN 17, 9 plays, 73 yards, 2 penalties, 5:32 drive, 14:28 elapsed

R.Bullock kicks 65 yards from CIN 35 to end zone, Touchback.



Tennessee Titans vs Cincinnati Bengals at Paul Brown Stadium

Tennessee Titans at 0:32

1-10-TEN 25 (:32) (Shotgun) R.Tannehill pass incomplete short middle to A.Firkser (S.Williams).

2-10-TEN 25 (:27) (Shotgun) J.McNichols up the middle to TEN 41 for 16 yards (M.Alexander).

R11

Timeout #3 by TEN at 00:21.

1-10-TEN 41 (:21) (Shotgun) R.Tannehill pass deep middle to A.Humphries to CIN 30 for 29 yards (J.Bates III) [G.Atkins].  
The Replay Official reviewed the pass completion ruling, and the play was REVERSED.

(Shotgun) R.Tannehill pass incomplete deep middle to A.Humphries (J.Bates III) [G.Atkins]. TEN-A.Humphries was injured during the play.

2-10-TEN 41 (:17) (Shotgun) R.Tannehill pass short left to C.Davis ran ob at 50 for 9 yards.

3-1-50 (:14) (Shotgun) R.Tannehill pass incomplete deep left.

Timeout #3 by CIN at 00:08.

4-1-50 (:08) (Shotgun) R.Tannehill pass short right to K.Raymond to CIN 39 for 11 yards (M.Alexander).

P12

END OF QUARTER

	Score	Time Poss	First Downs				Efficiencies	
			R	P	X	T	3 Down	4 Down
Tennessee Titans	7	4:54	5	1	1	7	2/3	1/1
Cincinnati Bengals	17	10:06	4	4	1	9	3/4	1/1

## Play By Play

## Third Quarter

11/1/2020

TEN elects to Receive, and CIN elects to defend the South goal.

R.Bullock kicks 64 yards from CIN 35 to TEN 1. K.Raymond to TEN 20 for 19 yards (T.Brown; J.Evans).

Tennessee Titans at 15:00. (1st play from scrimmage 14:54)

<u>1-10-TEN 20</u>	(14:54) R.Tannehill pass deep right to C.Davis to TEN 43 for 23 yards (L.Sims).	P13
<u>1-10-TEN 43</u>	(14:23) D.Henry right tackle to TEN 47 for 4 yards (C.Covington).	
2-6-TEN 47	(13:51) R.Tannehill pass short middle to J.Smith to CIN 34 for 19 yards (J.Bates III).	P14
<u>1-10-CIN 34</u>	(13:09) D.Henry right end to CIN 26 for 8 yards (G.Pratt).	
2-2-CIN 26	(12:28) D.Henry up the middle to CIN 23 for 3 yards (C.Lawson).	
	PENALTY on TEN-B.Jones, Offensive Holding, 10 yards, enforced at CIN 26 - No Play.	
2-12-CIN 36	(12:07) (Shotgun) R.Tannehill pass short left to A.Brown to CIN 36 for no gain (M.Alexander).	
3-12-CIN 36	(11:22) (Shotgun) R.Tannehill pass incomplete short left to A.Brown (V.Bell).	
4-12-CIN 36	(11:18) B.Kern punts 36 yards to end zone, Center-B.Brinkley, Touchback.	

Cincinnati Bengals at 11:11

1-10-CIN 20	(11:11) (Shotgun) G.Bernard left guard to CIN 24 for 4 yards (J.Brown).	
2-6-CIN 24	(10:34) (Shotgun) J.Burrow pass short right to T.Higgins to CIN 31 for 7 yards (K.Byard; B.Borders).	P14
<u>1-10-CIN 31</u>	(9:49) (Shotgun) J.Burrow pass short right to A.Tate to CIN 43 for 12 yards (B.Borders).	P15
<u>1-10-CIN 43</u>	(9:07) (Shotgun) J.Burrow pass incomplete short right to G.Bernard.	
2-10-CIN 43	(9:03) (Shotgun) J.Burrow pass incomplete short middle to T.Higgins (K.Byard).	
3-10-CIN 43	(8:58) (Shotgun) J.Burrow scrambles right end to 50 for 7 yards (H.Landry III; K.Vaccaro).	
4-3-50	(8:08) K.Huber punts 42 yards to TEN 8, Center-C.Harris. K.Raymond to TEN 11 for 3 yards (B.Wilson).	

Tennessee Titans at 8:00

1-10-TEN 11	(8:00) D.Henry left end to TEN 32 for 21 yards (G.Pratt).	R15
<u>1-10-TEN 32</u>	(7:22) R.Tannehill pass incomplete short left to D.Henry (A.Bledsoe).	
2-10-TEN 32	(7:18) (Shotgun) R.Tannehill pass short right to A.Brown to TEN 38 for 6 yards (J.Bates III).	
3-4-TEN 38	(6:38) (Shotgun) PENALTY on CIN-K.Kareem, Neutral Zone Infraction, 5 yards, enforced at TEN 38 - No Play.	X16
<u>1-10-TEN 43</u>	(6:33) D.Foreman right tackle pushed ob at CIN 42 for 15 yards (J.Bates III).	R17
<u>1-10-CIN 42</u>	(6:06) D.Foreman right end to CIN 40 for 2 yards (X.Williams; G.Pratt).	
2-8-CIN 40	(5:22) R.Tannehill pass incomplete short middle to A.Brown.	
3-8-CIN 40	(5:19) (Shotgun) R.Tannehill sacked at 50 for -10 yards (L.Wilson).	
4-18-50	(4:39) B.Kern punts 36 yards to CIN 14, Center-B.Brinkley, fair catch by A.Erickson.	

Cincinnati Bengals at 4:32

1-10-CIN 14	(4:32) (Shotgun) G.Bernard right guard to CIN 16 for 2 yards (R.Evans).	
2-8-CIN 16	(3:59) (Shotgun) J.Burrow pass short right to A.Tate pushed ob at CIN 24 for 8 yards (J.Joseph).	P16
<u>1-10-CIN 24</u>	(3:25) T.Boyd right end pushed ob at CIN 28 for 4 yards (J.Brown).	
2-6-CIN 28	(2:56) (Shotgun) J.Burrow pass short right to A.Tate to CIN 40 for 12 yards (J.Simmons; J.Joseph).	P17
<u>1-10-CIN 40</u>	(2:13) (Shotgun) J.Burrow pass incomplete short right [K.Byard].	
2-10-CIN 40	(2:08) (Shotgun) J.Burrow pass short middle to A.Green to TEN 47 for 13 yards (M.Butler).	P18
<u>1-10-TEN 47</u>	(1:40) G.Bernard up the middle to TEN 42 for 5 yards (H.Landry III, J.Brown).	
2-5-TEN 42	(1:08) (Shotgun) G.Bernard right guard to TEN 40 for 2 yards (K.Byard).	
3-3-TEN 40	(:27) (Shotgun) J.Burrow pass short middle to T.Boyd to TEN 31 for 9 yards (K.Vaccaro).	P19
	PENALTY on TEN-K.Vaccaro, Unnecessary Roughness, 15 yards, enforced at TEN 31.	X20

END OF QUARTER

	Score	Time Poss	First Downs				Efficiencies	
			R	P	X	T	3 Down	4 Down
Tennessee Titans	7	7:17	2	2	1	5	0/2	0/0
Cincinnati Bengals	17	7:43	0	6	1	7	1/2	0/0

## Fourth Quarter

Cincinnati Bengals continued.

<u>1-10-TEN 16</u>	(15:00) (Shotgun) PENALTY on CIN-A.Green, False Start, 5 yards, enforced at TEN 16 - No Play.	
1-15-TEN 21	(15:00) (Shotgun) J.Burrow pass short middle to T.Boyd ran ob at TEN 8 for 13 yards (K.Vaccaro).	
2-2-TEN 8	(14:42) G.Bernard up the middle to TEN 7 for 1 yard (K.Byard).	
3-1-TEN 7	(14:00) (Shotgun) J.Burrow pass short right to T.Boyd for 7 yards, TOUCHDOWN.	P21
	R.Bullock extra point is GOOD, Center-C.Harris, Holder-K.Huber.	

TEN 7 CIN 24, 12 plays, 86 yards, 1 penalty, 5:37 drive, 1:05 elapsed

R.Bullock kicks 65 yards from CIN 35 to end zone, Touchback.

Tennessee Titans at 13:55

1-10-TEN 25	(13:55) (Shotgun) D.Henry left guard to TEN 34 for 9 yards (G.Pratt; J.Bynes).	
2-1-TEN 34	(13:34) D.Henry left tackle to TEN 39 for 5 yards (C.Covington; J.Bynes).	R18
<u>1-10-TEN 39</u>	(13:13) R.Tannehill pass incomplete short right to C.Davis [V.Bell]. Cincinnati challenged the forward pass ruling, and the play was Upheld. The ruling on the field stands. (Timeout #1.)	
2-10-TEN 39	(13:09) (Shotgun) R.Tannehill pass short left to A.Brown to TEN 48 for 9 yards (W.Jackson III).	
3-1-TEN 48	(12:47) D.Henry left end to CIN 45 for 7 yards (C.Lawson; V.Bell).	R19
<u>1-10-CIN 45</u>	(12:24) (Shotgun) R.Tannehill pass short right to C.Davis pushed ob at CIN 34 for 11 yards (L.Sims).	P20
<u>1-10-CIN 34</u>	(12:10) J.McNichols right tackle to CIN 26 for 8 yards (J.Bynes). TEN-R.Saffold III was injured during the play.	
2-2-CIN 26	(11:49) J.McNichols left tackle to CIN 9 for 17 yards (L.Sims).	R21
<u>1-9-CIN 9</u>	(11:28) R.Tannehill pass short left to A.Brown for 9 yards, TOUCHDOWN.	P22
	S.Gostkowski extra point is GOOD, Center-B.Brinkley, Holder-B.Kern.	

TEN 14 CIN 24, 9 plays, 75 yards, 2:35 drive, 3:40 elapsed

S.Gostkowski kicks 58 yards from TEN 35 to CIN 7. B.Wilson pushed ob at TEN 44 for 49 yards (C.Jackson).

Cincinnati Bengals at 11:20, (1st play from scrimmage 11:13)

1-10-TEN 44	(11:13) (Shotgun) J.Burrow pass short right to A.Tate to TEN 40 for 4 yards (M.Butler).	
2-6-TEN 40	(10:31) (Shotgun) S.Perine left guard to TEN 24 for 16 yards (K.Byard).	R22
<u>1-10-TEN 24</u>	(9:45) (Shotgun) S.Perine left guard to TEN 23 for 1 yard (H.Landry III; J.Brown).	
2-9-TEN 23	(9:06) (Shotgun) J.Burrow pass incomplete short left to A.Green (H.Landry III).	
3-9-TEN 23	(9:03) (Shotgun) J.Burrow pass short middle to T.Boyd to TEN 5 for 18 yards (C.Jackson).	P23
<u>1-5-TEN 5</u>	(8:20) (Shotgun) S.Perine right guard to TEN 6 for -1 yards (R.Evans; J.Brown).	
2-6-TEN 6	(7:35) (Shotgun) J.Burrow pass short right to G.Bernard for 6 yards, TOUCHDOWN.	P24
	R.Bullock extra point is GOOD, Center-C.Harris, Holder-K.Huber.	

TEN 14 CIN 31, 7 plays, 44 yards, 3:50 drive, 7:30 elapsed

R.Bullock kicks 65 yards from CIN 35 to end zone, Touchback.

Tennessee Titans at 7:30

1-10-TEN 25	(7:30) (Shotgun) R.Tannehill pass short right to A.Firkser to TEN 35 for 10 yards (V.Bell).	P23
<u>1-10-TEN 35</u>	(7:10) R.Tannehill pass short middle to A.Firkser to CIN 39 for 26 yards (J.Bates III).	P24
<u>1-10-CIN 39</u>	(6:51) (Shotgun) R.Tannehill pass short right to C.Davis pushed ob at CIN 27 for 12 yards (L.Sims).	P25
<u>1-10-CIN 27</u>	(6:33) (Shotgun) R.Tannehill pass short right to C.Davis to CIN 17 for 10 yards (L.Sims).	P26
<u>1-10-CIN 17</u>	(6:10) (Shotgun) R.Tannehill pass incomplete short middle to J.McNichols.	
2-10-CIN 17	(6:05) R.Tannehill pass deep middle intended for A.Firkser INTERCEPTED by V.Bell at CIN 0. Touchback. PENALTY on CIN-C.Lawson, Defensive Offside, 5 yards, enforced at CIN 17 - No Play.	
2-5-CIN 12	(6:01) (Shotgun) R.Tannehill pass short right to C.Davis for 12 yards, TOUCHDOWN.	P27
	(Kick formation) TWO-POINT CONVERSION ATTEMPT. B.Kern pass to J.Crawford is incomplete. ATTEMPT FAILS. DEFENSIVE TWO-POINT ATTEMPT. J.Bynes intercepted the try attempt. ATTEMPT FAILS.	

TEN 20 CIN 31, 6 plays, 75 yards, 1 penalty, 1:34 drive, 9:04 elapsed

S.Gostkowski kicks 64 yards from TEN 35 to CIN 1. B.Wilson to CIN 10 for 9 yards (D.Bates).

Cincinnati Bengals at 5:56, (1st play from scrimmage 5:51)

1-10-CIN 10	(5:51) T.Higgins left end to CIN 16 for 6 yards (J.Joseph, M.Butler).	
2-4-CIN 16	(5:04) (Shotgun) G.Bernard left tackle to CIN 19 for 3 yards (B.Borders).	
3-1-CIN 19	(4:43) (Shotgun) G.Bernard up the middle to CIN 20 for 1 yard (J.Brown).	R25
	Timeout #2 by CIN at 03:57.	
<u>1-10-CIN 20</u>	(3:57) (Shotgun) S.Perine left guard to CIN 22 for 2 yards (K.Vaccaro).	

Tennessee Titans vs Cincinnati Bengals at Paul Brown Stadium

- 2-8-CIN 22 (3:13) T.Higgins left end to CIN 22 for no gain (J.Joseph).  
Timeout #1 by TEN at 03:06.
- 3-8-CIN 22 (3:06) (Shotgun) J.Burrow pass short right intended for A.Green INTERCEPTED by J.Brown at CIN 26. J.Brown pushed ob at CIN 17 for 9 yards (S.Perine).  
PENALTY on TEN-M.Butler, Defensive Pass Interference, 6 yards, enforced at CIN 22 - No Play. X26
- 1-10-CIN 28 (2:58) S.Perine right tackle to CIN 31 for 3 yards (J.Clowney).
- 2-7-CIN 31 (2:13) (Shotgun) S.Perine left tackle to CIN 32 for 1 yard (J.Simmons).  
Timeout #2 by TEN at 02:08.
- 3-6-CIN 32 (2:08) (Shotgun) J.Burrow pass short left to A.Tate to CIN 47 for 15 yards (J.Joseph). P27

Two-Minute Warning

- 1-10-CIN 47 (2:00) G.Bernard right tackle to 50 for 3 yards (J.Simmons; D.Jones).  
Timeout #3 by TEN at 01:53.
- 2-7-50 (1:53) T.Boyd right end to TEN 45 for 5 yards (M.Butler).
- 3-2-TEN 45 (1:09) G.Bernard right tackle to TEN 44 for 1 yard (R.Evans).
- 4-1-TEN 44 (:23) (Run formation) PENALTY on CIN, Delay of Game, 5 yards, enforced at TEN 44 - No Play.
- 4-6-TEN 49 (:22) K.Huber punts 47 yards to TEN 2, Center-C.Harris, out of bounds.

Tennessee Titans at 0:16

- 1-10-TEN 2 (:16) J.McNichols to TEN 10 for 8 yards (S.Williams).

END OF QUARTER

	Score	Time Poss	First Downs				Efficiencies	
			R	P	X	T	3 Down	4 Down
Tennessee Titans	20	4:25	3	7	0	10	1/1	0/0
Cincinnati Bengals	31	10:35	2	4	1	7	4/5	0/0

# Miscellaneous Statistics Report

Tennessee Titans vs Cincinnati Bengals  
11/1/2020 at Paul Brown Stadium

## Ten Longest Plays for Tennessee Titans

Yards	Qtr	Play Start	Play Description
27	1	3-6-CIN 35	(5:49) (Shotgun) R.Tannehill pass deep left to C.Davis pushed ob at CIN 8 for 27 yards (J.Bates III).
26	4	1-10-TEN 35	(7:10) R.Tannehill pass short middle to A.Firkser to CIN 39 for 26 yards (J.Bates III).
24	1	2-4-TEN 39	(1:26) R.Tannehill pass deep right to C.Davis to CIN 37 for 24 yards (J.Bates III).
23	2	1-10-TEN 47	(9:26) D.Henry right end to CIN 45 for 8 yards (X.Williams). PENALTY on CIN-X.Williams, Horse Collar Tackle, 15 yards, enforced at CIN 45.
23	3	1-10-TEN 20	(14:54) R.Tannehill pass deep right to C.Davis to TEN 43 for 23 yards (L.Sims).
21	3	1-10-TEN 11	(8:00) D.Henry left end to TEN 32 for 21 yards (G.Pratt).
19	3	2-6-TEN 47	(13:51) R.Tannehill pass short middle to J.Smith to CIN 34 for 19 yards (J.Bates III).
17	4	2-2-CIN 26	(11:49) J.McNichols left tackle to CIN 9 for 17 yards (L.Sims).
16	2	2-10-TEN 25	(:27) (Shotgun) J.McNichols up the middle to TEN 41 for 16 yards (M.Alexander).
15	1	3-5-TEN 46	(7:48) (Shotgun) R.Tannehill scrambles up the middle to CIN 39 for 15 yards (J.Bates III).

## Ten Longest Plays for Cincinnati Bengals

Yards	Qtr	Play Start	Play Description
24	1	3-5-TEN 41	(10:56) (Shotgun) J.Burrow pass deep right to T.Higgins to TEN 17 for 24 yards (J.Joseph).
24	3	3-3-TEN 40	(:27) (Shotgun) J.Burrow pass short middle to T.Boyd to TEN 31 for 9 yards (K.Vaccaro).
22	2	4-5-TEN 43	(2:36) (Shotgun) J.Burrow pass deep middle to T.Higgins to TEN 21 for 22 yards (A.Hooker; C.Jackson).
18	4	3-9-TEN 23	(9:03) (Shotgun) J.Burrow pass short middle to T.Boyd to TEN 5 for 18 yards (C.Jackson).
16	4	2-6-TEN 40	(10:31) (Shotgun) S.Perine left guard to TEN 24 for 16 yards (K.Byard).
15	4	3-6-CIN 32	(2:08) (Shotgun) J.Burrow pass short left to A.Tate to CIN 47 for 15 yards (J.Joseph).
13	2	2-14-TEN 38	(11:53) (Shotgun) J.Burrow pass short middle to T.Boyd to TEN 25 for 13 yards (K.Byard).
13	2	1-10-CIN 39	(5:19) (Shotgun) J.Burrow pass short right to T.Higgins to TEN 48 for 13 yards (J.Joseph).
13	3	2-10-CIN 40	(2:08) (Shotgun) J.Burrow pass short middle to A.Green to TEN 47 for 13 yards (M.Butler).
13	4	1-15-TEN 21	(15:00) (Shotgun) J.Burrow pass short middle to T.Boyd ran ob at TEN 8 for 13 yards (K.Vaccaro).

## Touchdown Scoring Information

		Offense	Defense	Special Teams
VISITOR	Tennessee Titans	3	0	0
HOME	Cincinnati Bengals	4	0	0

## Player Scoring Information

Club	Player	TD	Rush TD	Rec TD	KO TD	Punt TD	Int TD	Fum TD	Misc TD	FG	XP	2Pt Rush	2Pt Rec	Sfty	Points
TEN	D.Henry	0	1	0	0	0	0	0	0	0	0	0	0	0	6
TEN	C.Davis	0	0	1	0	0	0	0	0	0	0	0	0	0	6
TEN	A.Brown	0	0	1	0	0	0	0	0	0	0	0	0	0	6
TEN	S.Gostkowski	0	0	0	0	0	0	0	0	0	2	0	0	0	2
CIN	G.Bernard	0	1	1	0	0	0	0	0	0	0	0	0	0	12
CIN	R.Bullock	0	0	0	0	0	0	0	0	1	4	0	0	0	7
CIN	S.Perine	0	1	0	0	0	0	0	0	0	0	0	0	0	6
CIN	T.Boyd	0	0	1	0	0	0	0	0	0	0	0	0	0	6

## Possession Detail

	First Half		Second Half		Game	
	Visitor	Home	Visitor	Home	Visitor	Home
Largest Lead	0	10	0	17	0	17
Drives Leading	0	3	0	4	0	7
Time of Possession Leading	0:00	12:27	0:00	18:18	0:00	30:45
Largest Deficit	-10	0	-17	0	-17	0
Drives Trailing	4	0	5	0	9	0
Time of Possession Trailing	12:21	0:00	11:42	0:00	24:03	0:00
Times Score Tied Up		0		0		0
Lead Changes		1		0		1

# Playtime Percentage

*Percent of playtime per player on offense, defense and special teams*

Tennessee Titans					Cincinnati Bengals				
		Offense	Defense	Special Teams			Offense	Defense	Special Teams
D Kelly	T	62 100%		4 17%	A Redmond	G	73 100%		5 21%
T Sambrailo	T	62 100%		4 17%	B Price	C	73 100%		5 21%
N Davis	G	62 100%		4 17%	F Johnson	T	73 100%		5 21%
R Tannehill	QB	62 100%			H Adeniji	G	73 100%		5 21%
B Jones	C	62 100%			J Burrow	QB	73 100%		
R Saffold	G	60 97%		4 17%	D Sample	TE	62 85%		6 25%
A Brown	WR	59 95%			A Green	WR	62 85%		
J Smith	TE	50 81%			Q Spain	G	62 85%		
C Davis	WR	49 79%			T Higgins	WR	57 78%		
D Henry	RB	33 53%			T Boyd	WR	55 75%		1 4%
A Firkser	TE	26 42%		7 29%	G Bernard	RB	47 64%		1 4%
K Raymond	WR	24 39%		13 54%	A Tate	WR	33 45%		3 12%
J McNichols	RB	22 35%			S Perine	RB	24 33%		13 54%
M Pruitt	TE	16 26%		12 50%	C Carter	TE	16 22%		14 58%
A Humphries	WR	12 19%			D Calhoun	G	11 15%		5 21%
K Blasingame	FB	11 18%		8 33%	M Thomas	WR	6 8%		
D Foreman	RB	6 10%		2 8%	M Schreck	TE	2 3%		9 38%
N Westbrook	WR	2 3%		14 58%	A Erickson	WR	1 1%		5 21%
J Douglas	G	2 3%		4 17%	V Bell	SS		62 100%	5 21%
J Brown	LB		73 100%	7 29%	W Jackson	CB		62 100%	
K Byard	FS		73 100%	5 21%	J Bates	FS		62 100%	
M Butler	CB		73 100%		C Lawson	DE		55 89%	1 4%
H Landry	LB		72 99%		L Sims	CB		51 82%	9 38%
J Joseph	CB		66 90%		K Kareem	DE		43 69%	3 12%
J Simmons	DT		65 89%	6 25%	M Alexander	CB		39 63%	
K Vaccaro	SS		64 88%		J Bynes	LB		38 61%	5 21%
R Evans	LB		62 85%		M Daniels	DT		35 56%	5 21%
D Jones	NT		54 74%	6 25%	C Covington	NT		35 56%	5 21%
J Clowney	DE		45 62%		G Pratt	LB		34 55%	3 12%
C Jackson	CB		44 60%	4 17%	L Wilson	LB		30 48%	14 58%
V Beasley	LB		38 52%		M Hunt	DT		29 47%	6 25%
A Hooker	FS		20 27%	20 83%	A Bledsoe	DE		26 42%	5 21%
K Orr	CB		20 27%	6 25%	A Davis-Gaither	LB		22 35%	12 50%
J Crawford	DT		10 14%	10 42%	X Williams	DT		19 31%	4 17%
I Mack	DT		9 12%	6 25%	G Atkins	DT		19 31%	
L Murchison	DT		8 11%	7 29%	D Phillips	CB		10 16%	3 12%
B Borders	CB		7 10%		S Williams	SS		9 15%	18 75%
N Dzubnar	LB			20 83%	B Wilson	FS		2 3%	14 58%
D Bates	LB			20 83%	J Evans	LB			19 79%
J Kalu	CB			19 79%	T Brown	CB			13 54%
C Milton	CB			14 58%	R Bullock	K			11 46%
D Long	LB			14 58%	M Bailey	LB			10 42%
S Gostkowski	K			8 33%	C Harris	LS			8 33%
B Kern	P			6 25%	K Huber	P			8 33%
B Brinkley	LS			6 25%					

D Quessenberry

G

4

17% K Sutherland

G

5

21%

T Williams

RB

1

4%

# 2020 TENNESSEE TITANS REGULAR SEASON STATISTICS

Won 5, Lost 2

Date	W-L	Score	OT	Opponent	Attendance
09/14	W	16-14		at Denver	0
09/20	W	33-30		Jacksonville	0
09/27	W	31-30		at Minnesota	0
10/13	W	42-16		Buffalo	8,403
10/18	W	42-36	OT	Houston	10,166
10/25	L	24-27		Pittsburgh	10,355
11/01	L	20-31		at Cincinnati	9,712
11/08				Chicago	
11/12				Indianapolis	
11/22				at Baltimore	
11/29				at Indianapolis	
12/06				Cleveland	
12/13				at Jacksonville	
12/20				Detroit	
12/27				at Green Bay	
01/03				at Houston	

Statistic	Tenn.	Opp.
<b>Total First Downs</b>	<b>170</b>	<b>169</b>
Rushing	58	51
Passing	97	107
Penalty	15	11
3rd Down: Made/Att	39/82	60/97
3rd Down Pct.	47.6	61.9
4th Down: Made/Att	4/5	5/7
4th Down Pct.	80.0	71.4
<b>Possession Avg.</b>	<b>28:01</b>	<b>31:59</b>
<b>Total Net Yards</b>	<b>2849</b>	<b>2778</b>
Avg. Per Game	407.0	396.9
Total Plays	458	474
Avg. Per Play	6.2	5.9
<b>Net Yards Rushing</b>	<b>1089</b>	<b>897</b>
Avg. Per Game	155.6	128.1
Total Rushes	215	192
<b>Net Yards Passing</b>	<b>1760</b>	<b>1881</b>
Avg. Per Game	251.4	268.7
Sacked/Yards Lost	9/63	7/62
Gross Yards	1823	1943
Att./Completions	234/157	275/183
Completion Pct.	67.1	66.5
Had Intercepted	3	9
<b>Punts/Average</b>	<b>20/48.3</b>	<b>21/48.7</b>
Net Punting Avg.	20/41.4	21/43.4
<b>Penalties/Yards</b>	<b>40/372</b>	<b>45/352</b>
<b>Fumbles/Ball Lost</b>	<b>4/1</b>	<b>13/3</b>
<b>Touchdowns</b>	<b>26</b>	<b>24</b>
Rushing	9	7
Passing	17	17
Returns	0	0

Score By Periods	Q1	Q2	Q3	Q4	OT	PTS
<b>Team</b>	<b>41</b>	<b>55</b>	<b>39</b>	<b>67</b>	<b>6</b>	<b>208</b>
<b>Opponents</b>	<b>38</b>	<b>57</b>	<b>30</b>	<b>59</b>	<b>0</b>	<b>184</b>

Scoring	TD	Rush	Rec	Ret	K-PAT	FG	S	PTS
Gostkowski	0	0	0	0	20/22	10/17	0	50
Henry	8	8	0	0			0	48
A. Brown	5	0	5	0			0	30
J. Smith	5	0	5	0			0	30
C. Davis	3	0	3	0			0	18
Humphries	2	0	2	0			0	12
Firkser	1	0	1	0			0	6
Pruitt	1	0	1	0			0	6
Tannehill	1	1	0	0			0	6
Westbrook	0	0	0	0			0	2
<b>Team</b>	<b>26</b>	<b>9</b>	<b>17</b>	<b>0</b>	<b>20/22</b>	<b>10/17</b>	<b>0</b>	<b>208</b>
<b>Opponents</b>	<b>24</b>	<b>7</b>	<b>17</b>	<b>0</b>	<b>19/21</b>	<b>7/8</b>	<b>0</b>	<b>184</b>

**2-Pt Conv:** Westbrook, TM 1-3, 3  
**Sacks:** Simmons 2, Landry 1.5, Crawford 1, Fulton 1, Vaccaro 1, D. Jones 0.5,  
**TM 7, OPP 9**  
**FUM/Lost:** Tannehill 3/1, Brinkley 1/0

Passing	Att	Cmp	Yds	Cmp%	Yds/Att	TD	TD%	Int	Int%	Long	Sack/Lost	Rating
Tannehill	233	157	1823	67.4	7.82	17	7.3	3	1.3	73t	8/63	109.8
Kern	1	0	0	0.0	0.00	0	0.0	0	0.0	---	0/0	39.6
Humphries	0	0	0	---	---	0	---	0	---	---	1/0	---
<b>Team</b>	<b>234</b>	<b>157</b>	<b>1823</b>	<b>67.1</b>	<b>7.79</b>	<b>17</b>	<b>7.3</b>	<b>3</b>	<b>1.3</b>	<b>73t</b>	<b>9/63</b>	<b>109.3</b>
<b>Opponents</b>	<b>275</b>	<b>183</b>	<b>1943</b>	<b>66.5</b>	<b>7.07</b>	<b>17</b>	<b>6.2</b>	<b>9</b>	<b>3.3</b>	<b>71t</b>	<b>7/62</b>	<b>93.9</b>

Rushing	No.	Yds	Avg	Long	TD
Henry	161	775	4.8	94t	8
McNichols	21	137	6.5	20	0
Tannehill	19	102	5.4	23	1
Foreman	5	37	7.4	15	0
D. Evans	5	21	4.2	9	0
Batson	1	11	11.0	11	0
Perry	2	9	4.5	6	0
Humphries	0	0	---	---	0
Raymond	1	-3	-3.0	-3	0
<b>Team</b>	<b>215</b>	<b>1089</b>	<b>5.1</b>	<b>94t</b>	<b>9</b>
<b>Opponents</b>	<b>192</b>	<b>897</b>	<b>4.7</b>	<b>39t</b>	<b>7</b>

Receiving	No.	Yds	Avg	Long	TD
C. Davis	29	369	12.7	38	3
A. Brown	27	356	13.2	73t	5
J. Smith	22	272	12.4	63	5
Humphries	22	219	10.0	23	2
Firkser	21	225	10.7	45	1
Henry	10	81	8.1	53	0
Raymond	9	187	20.8	61	0
McNichols	4	19	4.8	9	0
Batson	3	39	13.0	18	0
Pruitt	3	17	5.7	10	1
Blasingame	2	10	5.0	5	0
Swaim	2	10	5.0	8	0
Hollister	1	12	12.0	12	0
Westbrook	1	7	7.0	7	0
Tannehill	1	0	0.0	0	0
<b>Team</b>	<b>157</b>	<b>1823</b>	<b>11.6</b>	<b>73t</b>	<b>17</b>
<b>Opponents</b>	<b>183</b>	<b>1943</b>	<b>10.6</b>	<b>71t</b>	<b>17</b>

Interceptions	No.	Yds	Avg	Long	TD
Butler	2	97	48.5	68	0
Hooker	2	3	1.5	3	0
Fulton	1	44	44.0	44	0
Cruikshank	1	13	13.0	13	0
J. Joseph	1	5	5.0	5	0
J. Brown	1	0	0.0	0	0
Landry	1	0	0.0	0	0
T. Smith	0	5	---	5	0
<b>Team</b>	<b>9</b>	<b>167</b>	<b>18.6</b>	<b>68</b>	<b>0</b>
<b>Opponents</b>	<b>3</b>	<b>16</b>	<b>5.3</b>	<b>16</b>	<b>0</b>

Punting	No.	Yds	Avg	Net	TB	In	Lg	B
Kern	20	965	48.3	41.4	2	11	66	0
<b>Team</b>	<b>20</b>	<b>965</b>	<b>48.3</b>	<b>41.4</b>	<b>2</b>	<b>11</b>	<b>66</b>	<b>0</b>
<b>Opponents</b>	<b>21</b>	<b>1023</b>	<b>48.7</b>	<b>43.4</b>	<b>1</b>	<b>11</b>	<b>71</b>	<b>0</b>

Punt Returns	Ret	FC	Yds	Avg	Long	TD
Raymond	13	3	92	7.1	40	0
<b>Team</b>	<b>13</b>	<b>3</b>	<b>92</b>	<b>7.1</b>	<b>40</b>	<b>0</b>
<b>Opponents</b>	<b>8</b>	<b>7</b>	<b>98</b>	<b>12.3</b>	<b>57</b>	<b>0</b>

Kickoff Returns	No.	Yds	Avg	Long	TD
Raymond	14	261	18.6	30	0
Blasingame	1	11	11.0	11	0
Kalu	1	2	2.0	2	0
<b>Team</b>	<b>16</b>	<b>274</b>	<b>17.1</b>	<b>30</b>	<b>0</b>
<b>Opponents</b>	<b>16</b>	<b>338</b>	<b>21.1</b>	<b>49</b>	<b>0</b>

Field Goals	1-19	20-29	30-39	40-49	50+
Gostkowski	0/0	1/2	3/4	1/5	5/6
<b>Team</b>	<b>0/0</b>	<b>1/2</b>	<b>3/4</b>	<b>1/5</b>	<b>5/6</b>
<b>Opponents</b>	<b>0/0</b>	<b>0/0</b>	<b>5/5</b>	<b>2/3</b>	<b>0/0</b>

Gostkowski: (47N,44B,42N,25G)(51G,49G)(39G,31G, 30G,51G,54G,55G)(  
 (27B,37N)(51G,45N)(53N)  
 OPP: (35G)(41G,49N)(43G)(38G)(38G,30G)(33G)



**TITANS BEAT BEARS 24-17, IMPROVE TO 6-2 AT SEASON'S HALFWAY POINT**

**BY JIM WYATT  
TENNESSEE TITANS  
NOVEMBER 8, 2020**

NASHVILLE – At the season's halfway point, the Titans don't look half bad.

On Sunday, the Titans put forth an inspiring effort on defense and just enough offense to beat the Chicago Bears 24-17 before 13,871 fans at Nissan Stadium.

The Titans are 6-2 at the midway point of the season, and alone atop the AFC South. A year ago, the Titans were 4-4 at the midway point of the season.

Next up is an AFC South showdown against the Indianapolis Colts on Thursday night at Nissan Stadium.

Titans quarterback Ryan Tannehill completed 10 of 21 for 158 yards and two touchdowns.

Titans running back Derrick Henry ran for 68 yards on 21 carries.

Titans receiver A.J. Brown caught four passes for 101 yards and a score.

Thanks to some improved play on defense, it all added up to a win, which snapped a two-game losing streak. The Titans sacked Bears quarterback Nick Foles three times, and forced a pair of turnovers.

The Titans played solid on defense throughout, holding the Bears without a point in the first half while forcing Chicago to go 0-for-7 on third down. The Bears were just 2-of-15 on third down in the contest.

The Titans took a 3-0 lead on a 40-yard field goal by kicker Stephen Gostkowski in the first quarter, capping a drive highlighted by a 38-yard catch by Brown with points.

In the second quarter, Tannehill connected with Brown for another big play, this one a 40-yard touchdown that finished off a 12-play, 91-yard drive. Brown fought his way into the end zone with Bears defensive back Buster Skrine on his back as he stretched the football over the goal line.

Then the defense rose up and made a big play, as defensive back Desmond King scooped up a fumble caused by defensive lineman Jeffery Simmons and returned in 63 yards for a touchdown to give the Titans a 17-0 lead in the third quarter.

After Simmons nearly had an interception in the fourth quarter, the Bears got on the scoreboard with a short field goal from kicker Cairo Santos to make it 17-3 with 12:30 remaining.

But the Titans responded with a long scoring drive and they stretched their lead to 24-3 on a two-yard touchdown pass from Tannehill to tight end Jonnu Smith with 8:10 left. A touchdown pass from Bears quarterback Nick Foles to running back Ryan Nall made it 24-10 with 5:06 left, and the Bears added another score with 1:04 left on a touchdown pass from Foles to tight end Jimmy Graham to make it 24-17.

The Titans then held on, and celebrated an important win.

###

# Week 9

## National Football League Game Summary

NFL Copyright © 2020 by The National Football League. All rights reserved. This summary and play-by-play is for the express purpose of assisting media in their coverage of the game; any other use of this material is prohibited without the written permission of the National Football League.

Date: Sunday, 11/8/2020

**Chicago Bears at Tennessee Titans**  
at Nissan Stadium, Nashville, TN

Start Time: 12:02 PM Central

### Game Day Weather

Game Weather: Sunny  
Played Open Stadium on Turf: Grass

Temp: 77° F (25.0° C) Humidity: 55%, Wind: SE 14 mph  
Outdoor Weather: Sunny, Wind Chill: 77

### Officials

Referee: Torbert, Ronald (62)	Umpire: Pellis, Mark (131)	Down Judge: Holt, Patrick (106)
Line Judge: Mello, Jim (48)	Field Judge: Coleman, James (95)	Side Judge: Monroe, Jonah (120)
Back Judge: Yette, Greg (38)	Replay Official: McGrath, John (0)	

### Lineups

Chicago Bears			Tennessee Titans		
Offense		Defense	Offense		Defense
WR 12	A.Robinson	DT 96	A.Hicks	WR 84	C.Davis
TE 80	J.Graham	NT 98	B.Nichols	TE 81	J.Smith
RT 69	R.Coward	DE 92	B.Urban	LT 70	T.Sambrailo
RG 74	G.Ifedi	OLB 52	K.Mack	LG 76	R.Saffold III
C 64	A.Bars	ILB 58	R.Smith	C 60	B.Jones
LG 71	A.Hambright	ILB 59	D.Trevathan	RG 64	N.Davis
LT 72	C.Leno	OLB 94	R.Quinn	RT 71	D.Kelly
QB 9	N.Foles	CB 23	K.Fuller	WR 11	A.Brown
WR 88	R.Ridley	S 38	Ta.Gipson	QB 17	R.Tannehill
WR 84	C.Patterson	S 39	E.Jackson	FB 41	K.Blasingame
WR 11	D.Mooney	CB 33	J.Johnson	RB 22	D.Henry

### Substitutions

K 2 C.Santos, P 16 P.O'Donnell, WR 17 A.Miller, DB 20 D.Shelley, DB 22 K.Vildor, DB 24 B.Skrine, DB 27 S.McManis, RB 32 D.Montgomery, RB 35 R.Nall, DB 36 D.Houston-Carson, LB 45 J.Iyiegbuniwe, RB 46 A.Pierce, LS 48 P.Scales, LB 50 B.Mingo, LB 55 J.Woods, G 60 D.Eiselen, NT 75 D.McCullers, TE 81 J.Holtz, WR 82 Dw.Harris, TE 85 C.Kmet, TE 86 D.Harris, LB 93 J.Vaughters, DE 97 M.Edwards

### Did Not Play

QB 8 T.Bray, OL 62 A.Neary, OL 79 B.Traore

### Not Active

QB 10 M.Trubisky, OL 67 S.Mustipher, DT 90 J.Jenkins, DE 95 R.Robertson-Harris, LB 99 Tr.Gipson

### Substitutions

K 3 S.Gostkowski, P 8 R.Allen, WR 13 C.Batson, WR 14 K.Raymond, WR 15 N.Westbrook-Ikhine, RB 28 J.McNichols, DB 29 D.Cruikshank, CB 30 C.Milton, DB 35 C.Jackson, DB 37 A.Hooker, RB 45 D.Foreman, DB 46 J.Kalu, LS 47 M.Overton, LB 49 N.Dzubnar, OLB 50 D.Roberson, LB 51 D.Long Jr., LB 56 D.Bates, DE 57 W.Ray, C 62 A.Brewer, OL 72 D.Quessenberry, G/C 75 J.Douglas, DT 78 T.Tart, TE 85 M.Pruitt, TE 86 A.Firkser, DL 91 L.Murchison

### Did Not Play

QB 5 L.Woodside

### Not Active

WR 10 A.Humphries, CB 36 K.Orr, T 79 I.Wilson, TE 87 G.Swaim, DE 92 M.Dickerson, OLB 99 J.Clowney

### Field Goals (made ( ) & missed)

		(22)	S.Gostkowski	(40)				
			1	2	3	4	OT	Total
VISITOR:	Chicago Bears		0	0	0	17	0	17
HOME:	Tennessee Titans		3	7	7	7	0	24

### Scoring Plays

Team	Qtr	Time	Play Description (Extra Point) (Drive Info)	Visitor	Home
Titans	1	4:22	S.Gostkowski 40 yd. Field Goal (8-56, 4:09)	0	3
Titans	2	4:39	A.Brown 40 yd. pass from R.Tannehill (S.Gostkowski kick) (12-91, 6:10)	0	10
Titans	3	4:41	D.King 63 yd. fumble return (S.Gostkowski kick)	0	17
Bears	4	12:30	C.Santos 22 yd. Field Goal (15-63, 7:11)	3	17
Titans	4	8:10	J.Smith 2 yd. pass from R.Tannehill (S.Gostkowski kick) (8-76, 4:20)	3	24
Bears	4	5:06	R.Nall 6 yd. pass from N.Foles (C.Santos kick) (9-75, 3:04)	10	24
Bears	4	1:04	J.Graham 8 yd. pass from N.Foles (C.Santos kick) (8-80, 0:58)	17	24

Paid Attendance: 13,871

Time: 3:07

# Final Individual Statistics

## Chicago Bears

RUSHING	ATT	YDS	AVG	LG	TD
D.Montgomery	14	30	2.1	5	0
C.Patterson	3	13	4.3	6	0
B.Mingo	1	11	11.0	11	0
N.Foles	2	2	1.0	2	0
Total	20	56	2.8	11	0

PASSING	ATT	CMP	YDS	SK/YD	TD	LG	IN	RT
N.Foles	52	36	335	3/16	2	34	0	99.4
Total	52	36	335	3/16	2	34	0	99.4

PASS RECEIVING	TAR	REC	YDS	AVG	LG	TD
A.Robinson	9	7	81	11.6	27	0
J.Graham	6	6	55	9.2	24	1
A.Miller	8	5	59	11.8	34	0
D.Mooney	11	5	43	8.6	22	0
R.Nall	4	4	35	8.8	16	1
C.Patterson	4	4	27	6.8	9	0
D.Montgomery	3	3	12	4.0	13	0
R.Ridley	2	2	23	11.5	18	0
Total	47	36	335	9.3	34	2

INTERCEPTIONS	NO	YDS	AVG	LG	TD
Total	0	0	0	0	0

PUNTING	NO	YDS	AVG	NET	TB	IN20	LG
P.O'Donnell	6	298	49.7	38.2	1	2	64
Total	6	298	49.7	38.2	1	2	64

PUNT RETURNS	NO	YDS	AVG	FC	LG	TD
Dw.Harris	6	64	10.7	0	19	0
[OUT OF BOUNDS]	1	0	0.0	0	0	0
[TOUCHBACK]	1	0	0.0	0	0	0
Total	6	64	10.7	0	19	0

KICKOFF RETURNS	NO	YDS	AVG	FC	LG	TD
C.Patterson	2	46	23.0	0	26	0
J.Holtz	1	7	7.0	0	7	0
[TOUCHBACK]	2	0	0.0	0	0	0
Total	3	53	17.7	0	26	0

## Tennessee Titans

RUSHING	ATT	YDS	AVG	LG	TD
D.Henry	21	68	3.2	26	0
D.Foreman	5	11	2.2	3	0
J.McNichols	2	10	5.0	5	0
R.Tannehill	3	3	1.0	5	0
Total	31	92	3.0	26	0

PASSING	ATT	CMP	YDS	SK/YD	TD	LG	IN	RT
R.Tannehill	21	10	158	3/22	2	40	0	104.9
Total	21	10	158	3/22	2	40	0	104.9

PASS RECEIVING	TAR	REC	YDS	AVG	LG	TD
A.Brown	9	4	101	25.3	40	1
A.Firkser	6	3	19	6.3	12	0
J.Smith	2	2	32	16.0	30	1
C.Batson	1	1	6	6.0	6	0
C.Davis	3	0	0	0.0	0	0
Total	21	10	158	15.8	40	2

INTERCEPTIONS	NO	YDS	AVG	LG	TD
Total	0	0	0	0	0

PUNTING	NO	YDS	AVG	NET	TB	IN20	LG
R.Allen	8	404	50.5	40.0	1	0	65
Total	8	404	50.5	40.0	1	0	65

PUNT RETURNS	NO	YDS	AVG	FC	LG	TD
K.Raymond	3	49	16.3	2	21	0
[TOUCHBACK]	1	0	0.0	0	0	0
Total	3	49	16.3	2	21	0

KICKOFF RETURNS	NO	YDS	AVG	FC	LG	TD
C.Batson	1	23	23.0	0	23	0
K.Raymond	1	14	14.0	0	14	0
[TOUCHBACK]	1	0	0.0	0	0	0
Total	2	37	18.5	0	23	0

### Chicago Bears

FUMBLES	FUM	LOST	OWN-REC	YDS	TD	FORCED	OPP-REC	YDS	TD	OUT-BDS
A.Miller	1	1	0	0	0	0	0	0	0	0
D.Montgomery	1	1	0	0	0	0	0	0	0	0
A.Bars	1	0	0	-3	0	0	0	0	0	0
N.Foles	0	0	1	0	0	0	0	0	0	0
C.Patterson	0	0	0	0	0	0	0	0	0	0
Total	3	2	1	-3	0	0	0	0	0	0

### Tennessee Titans

FUMBLES	FUM	LOST	OWN-REC	YDS	TD	FORCED	OPP-REC	YDS	TD	OUT-BDS
J.Simmons	0	0	0	0	0	1	1	0	0	0
J.Brown	0	0	0	0	0	1	0	0	0	0
D.King	0	0	0	0	0	0	1	63	1	0
Total	0	0	0	0	0	2	2	63	1	0

## Final Team Statistics

	Visitor Bears	Home Titans
TOTAL FIRST DOWNS	22	11
By Rushing	2	4
By Passing	17	7
By Penalty	3	0
THIRD DOWN EFFICIENCY	2-15-13%	6-15-40%
FOURTH DOWN EFFICIENCY	3-4-75%	0-0-0%
TOTAL NET YARDS	375	228
Total Offensive Plays (inc. times thrown passing)	75	55
Average gain per offensive play	5.0	4.1
NET YARDS RUSHING	56	92
Total Rushing Plays	20	31
Average gain per rushing play	2.8	3.0
Tackles for a loss-number and yards	2-3	0-0
NET YARDS PASSING	319	136
Times thrown - yards lost attempting to pass	3-16	3-22
Gross yards passing	335	158
PASS ATTEMPTS-COMPLETIONS-HAD INTERCEPTED	52-36-0	21-10-0
Avg gain per pass play (inc.# thrown passing)	5.8	5.7
KICKOFFS Number-In End Zone-Touchbacks	4-1-1	5-3-2
PUNTS Number and Average	6-49.7	8-50.5
Had Blocked	0	0
FGs - PATs Had Blocked	0-0	0-0
Net Punting Average	38.2	40.0
TOTAL RETURN YARDAGE (Not Including Kickoffs)	64	49
No. and Yards Punt Returns	6-64	3-49
No. and Yards Kickoff Returns	3-53	2-37
No. and Yards Interception Returns	0-0	0-0
PENALTIES Number and Yards	5-35	6-57
FUMBLES Number and Lost	3-2	0-0
TOUCHDOWNS	2	3
Rushing	0	0
Passing	2	2
Fumbles	0	1
EXTRA POINTS Made-Attempts	2-2	3-3
Kicking Made-Attempts	2-2	3-3
FIELD GOALS Made-Attempts	1-1	1-1
RED ZONE EFFICIENCY	2-3-67%	1-1-100%
GOAL TO GO EFFICIENCY	2-3-67%	1-1-100%
SAFETIES	0	0
FINAL SCORE	17	24
TIME OF POSSESSION	33:54	26:06

## Ball Possession And Drive Chart

### Chicago Bears

#	Time Recd	Time Lost	Time Poss	How Ball Obtained	Drive Began	# Play	Yds Gain	Yds Pen	Net Yds	1st Down	Last Scrm	How Given Up
1	14:03	11:10	2:53	Punt	CHI 25	6	41	0	41	1	TEN 34	Downs
2	10:05	8:31	1:34	Punt	CHI 33	3	7	0	7	0	CHI 40	Punt
3	4:22	2:32	1:50	Kickoff	CHI 20	3	4	0	4	0	CHI 24	Punt
4	1:17	0:12	1:05	Punt	CHI 20	3	2	0	2	0	CHI 22	Punt
5	14:14	10:49	3:25	Punt	CHI 32	7	23	0	23	1	TEN 45	Punt
6	4:39	1:54	2:45	Kickoff	CHI 25	4	15	0	15	1	CHI 40	Punt
7	0:54	0:00	0:54	Punt	TEN 48	3	13	-15	-2	0	50	End of Half
8	15:00	12:05	2:55	Kickoff	CHI 29	5	40	-9	31	1	TEN 40	Punt
9	9:54	4:41	5:13	Punt	CHI 27	9	42	-6	36	3	TEN 30	Fumble
10	4:41	12:30	7:11	Kickoff	CHI 33	15	63	0	63	4	* TEN 4	Field Goal
11	8:10	5:06	3:04	Kickoff	CHI 25	9	68	7	75	5	* TEN 6	Touchdown
12	3:53	3:46	0:07	Punt	CHI 39	1	4	0	4	0	CHI 39	Fumble
13	2:02	1:04	0:58	Punt	CHI 20	8	50	30	80	6	* TEN 8	Touchdown

(380) Average CHI 29

### Tennessee Titans

#	Time Recd	Time Lost	Time Poss	How Ball Obtained	Drive Began	# Play	Yds Gain	Yds Pen	Net Yds	1st Down	Last Scrm	How Given Up
1	15:00	14:03	0:57	Kickoff	TEN 25	3	3	0	3	0	TEN 28	Punt
2	11:10	10:05	1:05	Downs	TEN 34	3	1	0	1	0	TEN 35	Punt
3	8:31	4:22	4:09	Punt	TEN 22	8	56	0	56	2	CHI 22	Field Goal
4	2:32	1:17	1:15	Punt	TEN 33	3	-3	-10	-13	0	TEN 20	Punt
5	0:12	14:14	0:58	Punt	TEN 37	3	-8	0	-8	0	TEN 29	Punt
6	10:49	4:39	6:10	Punt	TEN 9	12	91	0	91	4	CHI 40	Touchdown
7	1:54	0:54	1:00	Punt	TEN 9	3	-7	0	-7	0	TEN 2	Punt
8	12:05	9:54	2:11	Punt	TEN 20	5	12	0	12	1	TEN 32	Punt
9	12:30	8:10	4:20	Kickoff	TEN 24	8	76	0	76	4	* CHI 2	Touchdown
10	5:06	3:53	1:13	Kickoff	TEN 25	3	2	0	2	0	TEN 27	Punt
11	3:46	2:02	1:44	Fumble	CHI 43	3	7	-5	2	0	CHI 41	Punt
12	1:04	0:00	1:04	Kickoff	CHI 48	2	-2	0	-2	0	CHI 49	End of Game

(347) Average TEN 29

\* inside opponent's 20

Time of Possession by Quarter		1st	2nd	3rd	4th	OT	Total
Visitor	Chicago Bears	7:22	7:04	12:49	6:39		33:54
Home	Tennessee Titans	7:38	7:56	2:11	8:21		26:06
Kickoff Drive No.-Start Average		Bears: 5 - CHI 26		Titans: 3 - TEN 25			









## Play By Play

## First Quarter

11/8/2020

CHI wins the coin toss and elects to defer. TEN elects to Receive, and CHI elects to defend the south goal.

C.Santos kicks 65 yards from CHI 35 to end zone, Touchback.

Tennessee Titans at 15:00

- 1-10-TEN 25 (15:00) R.Tannehill pass incomplete short middle to A.Brown.
- 2-10-TEN 25 (14:56) D.Henry right guard to TEN 28 for 3 yards (R.Smith).
- 3-7-TEN 28 (14:19) (Shotgun) R.Tannehill pass incomplete short right to A.Brown (K.Fuller).
- 4-7-TEN 28 (14:15) R.Allen punts 55 yards to CHI 17, Center-M.Overton. Dw.Harris to CHI 25 for 8 yards (D.Cruikshank; D.Long Jr.).

Chicago Bears at 14:03

- 1-10-CHI 25 (14:03) (Shotgun) N.Foles pass short left to C.Patterson to CHI 33 for 8 yards (H.Landry III).
- 2-2-CHI 33 (13:32) (Shotgun) N.Foles pass short left to J.Graham pushed ob at TEN 43 for 24 yards (K.Vaccaro).
- 1-10-TEN 43 (13:07) D.Montgomery left guard to TEN 42 for 1 yard (H.Landry III; R.Evans).
- 2-9-TEN 42 (12:28) (Shotgun) N.Foles pass short right to A.Miller to TEN 38 for 4 yards (B.Borders).
- 3-5-TEN 38 (11:48) (Shotgun) N.Foles pass short right to A.Robinson ran ob at TEN 34 for 4 yards.
- 4-1-TEN 34 (11:15) D.Montgomery up the middle to TEN 34 for no gain (J.Brown; J.Crawford).

P1

Tennessee Titans at 11:10

- 1-10-TEN 34 (11:10) R.Tannehill pass incomplete short left to A.Firkser.
- 2-10-TEN 34 (11:06) D.Henry right guard to TEN 35 for 1 yard (D.Trevathan).
- 3-9-TEN 35 (10:22) (Shotgun) R.Tannehill pass incomplete deep right to A.Brown.
- 4-9-TEN 35 (10:16) R.Allen punts 42 yards to CHI 23, Center-M.Overton. Dw.Harris pushed ob at CHI 33 for 10 yards (D.Bates).

Chicago Bears at 10:05

- 1-10-CHI 33 (10:05) N.Foles pass short right to C.Patterson to CHI 38 for 5 yards (A.Hooker).
- 2-5-CHI 38 (9:25) C.Patterson left tackle to CHI 40 for 2 yards (J.Brown).
- 3-3-CHI 40 (8:46) (Shotgun) N.Foles pass incomplete short right.
- 4-3-CHI 40 (8:41) P.O'Donnell punts 54 yards to TEN 6, Center-P.Scales. K.Raymond pushed ob at TEN 22 for 16 yards (D.Houston-Carson).

Tennessee Titans at 8:31

- 1-10-TEN 22 (8:31) D.Henry left tackle to TEN 27 for 5 yards (B.Urban, D.Trevathan).
- 2-5-TEN 27 (8:04) D.Henry up the middle to TEN 29 for 2 yards (D.Trevathan, B.Urban).
- 3-3-TEN 29 (7:27) (Shotgun) J.McNichols up the middle to TEN 34 for 5 yards (B.Skrine; R.Quinn).
- 1-10-TEN 34 (6:43) R.Tannehill pass short middle to A.Brown to CHI 28 for 38 yards (D.Trevathan; M.Edwards).
- 1-10-CHI 28 (5:52) (Shotgun) D.Henry up the middle to CHI 28 for no gain (R.Smith).
- 2-10-CHI 28 (5:13) (Shotgun) R.Tannehill pass short left to C.Batson to CHI 22 for 6 yards (B.Skrine).
- 3-4-CHI 22 (4:31) (Shotgun) R.Tannehill pass incomplete short right to A.Firkser (E.Jackson).
- 4-4-CHI 22 (4:26) S.Gostkowski 40 yard field goal is GOOD, Center-M.Overton, Holder-R.Allen.

R1

P2

CHI 0 TEN 3, 8 plays, 56 yards, 4:09 drive, 10:38 elapsed
---

S.Gostkowski kicks 65 yards from TEN 35 to CHI 0. C.Patterson to CHI 20 for 20 yards (J.Kalu).

Chicago Bears at 4:22, (1st play from scrimmage 4:17)

- 1-10-CHI 20 (4:17) D.Montgomery right tackle to CHI 19 for -1 yards (D.Jones).
- 2-11-CHI 19 (3:33) (Shotgun) D.Montgomery up the middle to CHI 24 for 5 yards (K.Byard).
- 3-6-CHI 24 (2:48) (Shotgun) N.Foles pass incomplete short middle to A.Miller.
- 4-6-CHI 24 (2:43) P.O'Donnell punts 64 yards to TEN 12, Center-P.Scales. K.Raymond to TEN 33 for 21 yards (S.McManis).

Tennessee Titans at 2:32

- 1-10-TEN 33 (2:32) D.Foreman left tackle to TEN 36 for 3 yards (A.Hicks, J.Vaughters).
- 2-7-TEN 36 (2:07) (No Huddle) R.Tannehill sacked at TEN 30 for -6 yards (M.Edwards). TEN-M.Pruitt was injured during the play.
- 3-13-TEN 30 (1:37) (Shotgun) R.Tannehill pass incomplete short left to A.Firkser.
- 4-13-TEN 30 (1:33) R.Allen punts 56 yards to CHI 14, Center-M.Overton. Dw.Harris to CHI 14 for no gain (C.Milton).
- PENALTY on TEN-N.Dzubnar, Offensive Holding, 10 yards, enforced at TEN 30 - No Play.
- 4-23-TEN 20 (1:25) R.Allen punts 60 yards to CHI 20, Center-M.Overton, out of bounds.

Chicago Bears at 1:17

- 1-10-CHI 20 (1:17) N.Foles scrambles left end to CHI 22 for 2 yards (J.Brown).
- 2-8-CHI 22 (:31) N.Foles pass incomplete short left.

Chicago Bears vs Tennessee Titans at Nissan Stadium

3-8-CHI 22 (:27) (Shotgun) N.Foles pass incomplete short right to A.Robinson (M.Butler).

4-8-CHI 22 (:23) P.O'Donnell punts 53 yards to TEN 25, Center-P.Scales. K.Raymond to TEN 37 for 12 yards (P.Scales).

Tennessee Titans at 0:12

1-10-TEN 37 (:12) R.Tannehill pass incomplete short middle to C.Davis.

2-10-TEN 37 (:08) (No Huddle) D.Henry right tackle to TEN 37 for no gain (K.Mack).

END OF QUARTER

	Score	Time Poss	First Downs				Efficiencies	
			R	P	X	T	3 Down	4 Down
Chicago Bears	0	7:22	0	1	0	1	0/4	0/1
Tennessee Titans	3	7:38	1	1	0	2	1/5	0/0

## Second Quarter

11/8/2020

## Play By Play

Tennessee Titans continued.

- 3-10-TEN 37 (15:00) (Shotgun) R.Tannehill sacked at TEN 29 for -8 yards (R.Smith).  
 4-18-TEN 29 (14:25) R.Allen punts 48 yards to CHI 23, Center-M.Overton. Dw.Harris to CHI 32 for 9 yards (A.Hooker).

Chicago Bears at 14:14

- 1-10-CHI 32 (14:14) (Shotgun) N.Foles pass short right to J.Graham to CHI 36 for 4 yards (B.Borders).  
 2-6-CHI 36 (13:30) (Shotgun) N.Foles pass incomplete short right to A.Robinson (M.Butler).  
 3-6-CHI 36 (13:26) (Shotgun) N.Foles pass incomplete short left to A.Miller.  
 4-6-CHI 36 (13:23) (Punt formation) Direct snap to D.Houston-Carson. B.Mingo right end pushed ob at CHI 47 for 11 yards (A.Hooker). R2  
 Timeout #1 by CHI at 12:45.  
 1-10-CHI 47 (12:45) (Shotgun) D.Montgomery right guard to CHI 49 for 2 yards (D.Jones; J.Brown).  
 2-8-CHI 49 (12:06) C.Patterson left end pushed ob at TEN 45 for 6 yards (M.Butler).  
 3-2-TEN 45 (11:37) (Shotgun) D.Montgomery up the middle to TEN 45 for no gain (D.Jones).  
 4-2-TEN 45 (10:55) P.O'Donnell punts 36 yards to TEN 9, Center-P.Scales, fair catch by K.Raymond.

Tennessee Titans at 10:49

- 1-10-TEN 9 (10:49) D.Henry right guard to TEN 15 for 6 yards (R.Quinn).  
 2-4-TEN 15 (10:25) D.Henry right end to TEN 17 for 2 yards (D.McCullers).  
 3-2-TEN 17 (9:58) (No Huddle) D.Henry up the middle to TEN 19 for 2 yards (D.McCullers). R3  
 1-10-TEN 19 (9:19) (No Huddle) D.Henry left tackle to TEN 23 for 4 yards (A.Hicks).  
 2-6-TEN 23 (8:41) D.Henry up the middle to TEN 23 for no gain (B.Skrine).  
 3-6-TEN 23 (7:59) (Shotgun) R.Tannehill pass short middle to A.Brown to TEN 40 for 17 yards (R.Smith) [D.Trevathan]. P4  
 1-10-TEN 40 (7:17) D.Foreman right end to TEN 43 for 3 yards (B.Skrine). TEN-R.Saffold III was injured during the play.  
 2-7-TEN 43 (6:51) (Shotgun) R.Tannehill pass incomplete short right to A.Brown [B.Urban].  
 3-7-TEN 43 (6:47) (Shotgun) R.Tannehill pass short middle to A.Firkser to CHI 48 for 9 yards (R.Smith). P5  
 1-10-CHI 48 (6:10) R.Tannehill scrambles up the middle to CHI 43 for 5 yards (R.Smith; D.Trevathan).  
 2-5-CHI 43 (5:27) D.Foreman right end to CHI 40 for 3 yards (R.Smith, K.Fuller).  
 3-2-CHI 40 (4:47) (Shotgun) R.Tannehill pass deep left to A.Brown for 40 yards, TOUCHDOWN. P6  
 S.Gostkowski extra point is GOOD, Center-M.Overton, Holder-R.Allen.

CHI 0 TEN 10, 12 plays, 91 yards, 6:10 drive, 10:21 elapsed

S.Gostkowski kicks 65 yards from TEN 35 to end zone, Touchback.

Chicago Bears at 4:39

- 1-10-CHI 25 (4:39) N.Foles pass short right to J.Graham to CHI 39 for 14 yards (J.Brown; B.Borders). P3  
 1-10-CHI 39 (3:58) N.Foles sacked at CHI 33 for -6 yards (J.Brown).  
 2-16-CHI 33 (3:15) (Shotgun) D.Montgomery up the middle to CHI 31 for -2 yards (D.Jones).  
 3-18-CHI 31 (2:32) (Shotgun) N.Foles pass short right to C.Patterson to CHI 40 for 9 yards (K.Vaccaro; K.Byard).

Two-Minute Warning

- 4-9-CHI 40 (2:00) P.O'Donnell punts 51 yards to TEN 9, Center-P.Scales, fair catch by K.Raymond.

Tennessee Titans at 1:54

- 1-10-TEN 9 (1:54) D.Henry left end to TEN 10 for 1 yard (R.Smith).  
 2-9-TEN 10 (1:16) (No Huddle, Shotgun) R.Tannehill sacked at TEN 2 for -8 yards (B.Nichols).  
 Timeout #2 by CHI at 01:12.  
 3-17-TEN 2 (1:12) D.Henry up the middle to TEN 2 for no gain (J.Johnson; A.Hicks).  
 Timeout #3 by CHI at 01:07.  
 4-17-TEN 2 (1:07) R.Allen punts 65 yards to CHI 33, Center-M.Overton. Dw.Harris to TEN 48 for 19 yards (J.Kalu).

Chicago Bears at 0:54

- 1-10-TEN 48 (:54) (Shotgun) PENALTY on CHI-C.Leno, False Start, 5 yards, enforced at TEN 48 - No Play.  
 1-15-CHI 47 (:54) (Shotgun) N.Foles pass short middle to A.Robinson to TEN 47 for 6 yards (J.Brown).  
 PENALTY on CHI-R.Coward, Illegal Use of Hands, 10 yards, enforced at CHI 47 - No Play.  
 1-25-CHI 37 (:49) (Shotgun) N.Foles pass short right to D.Mooney to CHI 44 for 7 yards (J.Brown).  
 2-18-CHI 44 (:30) (No Huddle, Shotgun) N.Foles pass short right to D.Montgomery to 50 for 6 yards (B.Borders).  
 3-12-50 (:03) (No Huddle, Shotgun) N.Foles pass incomplete short left to D.Mooney [H.Landry III].

## Chicago Bears vs Tennessee Titans at Nissan Stadium

END OF QUARTER

	Score	Time Poss	First Downs				Efficiencies	
			R	P	X	T	3 Down	4 Down
Chicago Bears	0	7:04	1	1	0	2	0/4	1/1
Tennessee Titans	10	7:56	1	3	0	4	4/6	0/0

## Third Quarter

11/8/2020

## Play By Play

CHI elects to Receive, and TEN elects to defend the North goal.

S.Gostkowski kicks 43 yards from TEN 35 to CHI 22. J.Holtz to CHI 29 for 7 yards (D.Bates; D.Roberson).

Chicago Bears at 15:00, (1st play from scrimmage 14:56)

- 1-10-CHI 29 (14:56) N.Foles Aborted. A.Bars FUMBLES at CHI 28, recovered by CHI-N.Foles at CHI 26. N.Foles to CHI 23 for -3 yards. Handoff to C.Patterson to CHI 26 for 3 yards (J.Brown; B.Borders).
- 2-13-CHI 26 (14:16) (Shotgun) N.Foles pass deep left to A.Miller pushed ob at TEN 40 for 34 yards (A.Hooker). P4
- 1-10-TEN 40 (13:48) (Shotgun) N.Foles pass incomplete deep right to D.Mooney.
- 2-10-TEN 40 (13:43) (Shotgun) D.Montgomery left tackle to TEN 36 for 4 yards (J.Simmons).
- 3-6-TEN 36 (12:58) (Shotgun) N.Foles pass short right to C.Patterson to TEN 31 for 5 yards (D.King).
- 4-1-TEN 31 (12:33) (No Huddle) PENALTY on CHI-A.Hambright, False Start, 4 yards, enforced at TEN 31 - No Play.
- 4-5-TEN 35 (12:13) (Shotgun) PENALTY on CHI-J.Graham, False Start, 5 yards, enforced at TEN 35 - No Play.
- 4-10-TEN 40 (12:11) P.O'Donnell punts 40 yards to end zone, Center-P.Scales, Touchback.

Tennessee Titans at 12:05

- 1-10-TEN 20 (12:05) D.Henry left tackle to TEN 25 for 5 yards (B.Urban).
- 2-5-TEN 25 (11:31) D.Henry left end to TEN 31 for 6 yards (J.Johnson, R.Smith). R7
- 1-10-TEN 31 (10:50) D.Henry up the middle to TEN 32 for 1 yard (B.Mingo; B.Urban).
- 2-9-TEN 32 (10:11) R.Tannehill pass incomplete short middle to A.Brown (J.Johnson).
- 3-9-TEN 32 (10:08) (Shotgun) R.Tannehill pass incomplete short left to C.Davis (J.Johnson).
- 4-9-TEN 32 (10:04) R.Allen punts 47 yards to CHI 21, Center-M.Overton. Dw.Harris to CHI 27 for 6 yards (C.Milton, A.Hooker).

Chicago Bears at 9:54

- 1-10-CHI 27 (9:54) N.Foles pass short right to D.Mooney pushed ob at CHI 32 for 5 yards (H.Landry III) [J.Crawford].
- 2-5-CHI 32 (9:18) N.Foles pass short right to A.Robinson ran ob at CHI 39 for 7 yards. P5
- 1-10-CHI 39 (8:42) N.Foles pass deep right to D.Mooney to TEN 39 for 22 yards (R.Evans). P6
- 1-10-TEN 39 (7:55) (Shotgun) D.Montgomery up the middle to TEN 36 for 3 yards (K.Byard; D.Jones).
- 2-7-TEN 36 (7:18) (Shotgun) N.Foles sacked at TEN 45 for -9 yards (H.Landry III).
- 3-16-TEN 45 (6:33) (Shotgun) N.Foles pass deep middle to R.Ridley to TEN 27 for 18 yards (D.King). P7
- 1-10-TEN 27 (5:44) N.Foles pass incomplete [H.Landry III].
- PENALTY on CHI-N.Foles, Intentional Grounding, 11 yards, enforced at TEN 27.
- 2-21-TEN 38 (5:41) (Shotgun) N.Foles sacked at TEN 45 for -7 yards (J.Simmons).
- PENALTY on TEN-D.Roberson, Defensive Offside, 5 yards, enforced at TEN 38 - No Play.
- 2-16-TEN 33 (5:27) (Shotgun) N.Foles pass short right to J.Graham pushed ob at TEN 30 for 3 yards (B.Borders).
- 3-13-TEN 30 (4:53) (Shotgun) N.Foles pass short right to D.Montgomery to TEN 34 for -4 yards (J.Simmons). FUMBLES (J.Simmons), RECOVERED by TEN-D.King at TEN 37. D.King for 63 yards, TOUCHDOWN.
- Penalty on CHI-D.Mooney, Illegal Motion, declined.

Tennessee Titans at 4:41

S.Gostkowski extra point is GOOD, Center-M.Overton, Holder-R.Allen.

CHI 0 TEN 17, 0 plays, 63 yards, 0:00 drive , 10:19 elapsed

S.Gostkowski kicks 58 yards from TEN 35 to CHI 7. C.Patterson to CHI 33 for 26 yards (N.Dzubnar). TEN-J.Kalu was injured during the play.

Chicago Bears at 4:41, (1st play from scrimmage 4:35)

- 1-10-CHI 33 (4:35) (Shotgun) D.Montgomery up the middle to CHI 36 for 3 yards (D.Jones).
- 2-7-CHI 36 (4:00) (Shotgun) N.Foles pass deep right to A.Robinson to TEN 41 for 23 yards (K.Vaccaro). P8
- 1-10-TEN 41 (3:21) (Shotgun) N.Foles pass short left to A.Robinson to TEN 37 for 4 yards (M.Butler).
- 2-6-TEN 37 (2:39) (Shotgun) C.Patterson right end to TEN 32 for 5 yards (D.Roberson, K.Byard).
- 3-1-TEN 32 (2:10) (No Huddle, Shotgun) N.Foles pass incomplete short right to D.Mooney (D.Roberson).
- 4-1-TEN 32 (2:07) D.Montgomery left guard to TEN 27 for 5 yards (J.Brown). R9
- 1-10-TEN 27 (1:26) (Shotgun) D.Montgomery left tackle to TEN 22 for 5 yards (D.Roberson; R.Evans).
- 2-5-TEN 22 (:43) (Shotgun) N.Foles pass incomplete deep right to D.Mooney.
- 3-5-TEN 22 (:39) (Shotgun) N.Foles pass short right to A.Miller to TEN 17 for 5 yards (B.Borders). P10

END OF QUARTER

	Score	Time Poss	First Downs				Efficiencies	
			R	P	X	T	3 Down	4 Down
Chicago Bears	0	12:49	1	6	0	7	2/5	1/1
Tennessee Titans	17	2:11	1	0	0	1	0/1	0/0

## Fourth Quarter

11/8/2020

## Play By Play

Chicago Bears continued.

1-10-TEN 17 (15:00) (Shotgun) N.Foles pass short right to R.Ridley to TEN 12 for 5 yards (K.Byard).  
 2-5-TEN 12 (14:32) (Shotgun) N.Foles pass short right to D.Mooney to TEN 4 for 8 yards (K.Byard).  
1-4-TEN 4 (13:55) (Shotgun) N.Foles sacked at TEN 5 for -1 yards (sack split by D.Jones and R.Evans).  
 2-5-TEN 5 (13:16) (Shotgun) D.Montgomery left guard to TEN 4 for 1 yard (J.Simmons).  
 3-4-TEN 4 (12:38) N.Foles pass incomplete short right to D.Mooney (H.Landry III).  
 4-4-TEN 4 (12:33) C.Santos 22 yard field goal is GOOD, Center-P.Scales, Holder-P.O'Donnell.

P11

CHI 3 TEN 17, 15 plays, 63 yards, 7:11 drive, 2:30 elapsed

C.Santos kicks 64 yards from CHI 35 to TEN 1. C.Batson to TEN 24 for 23 yards (D.Shelley).

Tennessee Titans at 12:30, (1st play from scrimmage 12:23)

1-10-TEN 24 (12:23) R.Tannehill pass incomplete deep left to C.Davis (D.Trevathan).  
 2-10-TEN 24 (12:14) D.Henry right end to 50 for 26 yards (E.Jackson).  
1-10-50 (11:34) D.Henry left tackle to 50 for no gain (D.McCullers).  
 2-10-50 (10:54) (Shotgun) R.Tannehill pass short right to A.Brown to CHI 44 for 6 yards (B.Skrine; K.Fuller).  
 3-4-CHI 44 (10:15) (Shotgun) R.Tannehill pass short middle to A.Firkser to CHI 32 for 12 yards (B.Skrine).  
1-10-CHI 32 (9:34) D.Henry right tackle to CHI 32 for no gain (A.Hicks; D.Trevathan).  
 2-10-CHI 32 (8:49) (Shotgun) R.Tannehill pass short middle to J.Smith to CHI 2 for 30 yards (E.Jackson) [A.Hicks].  
1-2-CHI 2 (8:14) (Shotgun) R.Tannehill pass short right to J.Smith for 2 yards, TOUCHDOWN.  
 S.Gostkowski extra point is GOOD, Center-M.Overton, Holder-R.Allen.

R8

P9

P10

P11

CHI 3 TEN 24, 8 plays, 76 yards, 4:20 drive, 6:50 elapsed

S.Gostkowski kicks 65 yards from TEN 35 to end zone, Touchback.

Chicago Bears at 8:10

1-10-CHI 25 (8:10) (Shotgun) N.Foles pass short left to A.Robinson to CHI 30 for 5 yards (K.Vaccaro).  
 2-5-CHI 30 (7:48) (No Huddle, Shotgun) N.Foles pass deep left to A.Robinson pushed ob at TEN 43 for 27 yards (M.Butler).  
1-10-TEN 43 (7:21) (No Huddle, Shotgun) N.Foles pass short middle to D.Montgomery to TEN 30 for 13 yards (A.Hooker).  
1-10-TEN 30 (6:55) (No Huddle, Shotgun) N.Foles pass short right to D.Mooney to TEN 29 for 1 yard (B.Borders).  
 2-9-TEN 29 (6:19) (Shotgun) D.Montgomery up the middle to TEN 25 for 4 yards (K.Vaccaro; A.Hooker).  
 3-5-TEN 25 (5:32) (Shotgun) N.Foles pass incomplete short left (J.Brown).  
 4-5-TEN 25 (5:29) (Shotgun) N.Foles pass short right to A.Miller to TEN 13 for 12 yards (K.Byard).  
 PENALTY on TEN-K.Byard, Face Mask (15 Yards), 7 yards, enforced at TEN 13.  
1-6-TEN 6 (5:14) (Shotgun) N.Foles pass incomplete short middle to A.Miller (J.Simmons).  
 2-6-TEN 6 (5:11) (Shotgun) N.Foles pass short right to R.Nall for 6 yards, TOUCHDOWN.  
 C.Santos extra point is GOOD, Center-P.Scales, Holder-P.O'Donnell.

P12

P13

P14

X15

P16

CHI 10 TEN 24, 9 plays, 75 yards, 1 penalty, 3:04 drive, 9:54 elapsed

C.Santos kicks 54 yards from CHI 35 to TEN 11. K.Raymond to TEN 25 for 14 yards (R.Nall).

Tennessee Titans at 5:06, (1st play from scrimmage 5:02)

1-10-TEN 25 (5:02) D.Henry left tackle to TEN 27 for 2 yards (A.Hicks).  
 Timeout #1 by CHI at 04:57.  
 2-8-TEN 27 (4:57) D.Henry left guard to TEN 29 for 2 yards (A.Hicks).  
 Timeout #2 by CHI at 04:51.  
 3-6-TEN 29 (4:51) R.Tannehill pass short right to A.Firkser to TEN 27 for -2 yards (R.Smith).  
 4-8-TEN 27 (4:05) R.Allen punts 46 yards to CHI 27, Center-M.Overton. Dw.Harris pushed ob at CHI 39 for 12 yards (J.Kalu).

Chicago Bears at 3:53

1-10-CHI 39 (3:53) (Shotgun) N.Foles pass short middle to A.Miller to CHI 43 for 4 yards (J.Brown). FUMBLES (J.Brown), RECOVERED by TEN-J.Simmons at CHI 43.

Tennessee Titans at 3:46

1-10-CHI 43 (3:46) D.Foreman left guard to CHI 42 for 1 yard (K.Mack).  
 Timeout #3 by CHI at 03:38.  
 2-9-CHI 42 (3:38) D.Foreman right tackle to CHI 41 for 1 yard (K.Mack, D.McCullers).  
 3-8-CHI 41 (2:54) (Shotgun) J.McNichols up the middle to CHI 36 for 5 yards (R.Smith).  
 4-3-CHI 36 (2:08) (Punt formation) PENALTY on TEN, Delay of Game, 5 yards, enforced at CHI 36 - No Play.

Chicago Bears vs Tennessee Titans at Nissan Stadium

4-8-CHI 41 (2:08) R.Allen punts 41 yards to end zone, Center-M.Overton, Touchback.

Chicago Bears at 2:02

1-10-CHI 20 (2:02) (Shotgun) N.Foles pass short middle to R.Nall to CHI 36 for 16 yards (J.Brown; K.Vaccaro). P17

Two-Minute Warning

1-10-CHI 36 (1:55) (Shotgun) N.Foles pass short right to R.Nall to CHI 37 for 1 yard (D.Roberson) [J.Crawford].

PENALTY on TEN-J.Crawford, Roughing the Passer, 15 yards, enforced at CHI 37. X18

1-10-TEN 48 (1:49) (Shotgun) N.Foles pass short left to J.Graham pushed ob at TEN 46 for 2 yards (B.Borders).

2-8-TEN 46 (1:43) (Shotgun) N.Foles pass incomplete short left [T.Tart].

3-8-TEN 46 (1:38) (Shotgun) N.Foles pass incomplete short middle to A.Miller (A.Hooker).

PENALTY on TEN-A.Hooker, Unnecessary Roughness, 15 yards, enforced at TEN 46 - No Play. X19

1-10-TEN 31 (1:36) (Shotgun) N.Foles pass incomplete deep left to D.Mooney (B.Borders).

2-10-TEN 31 (1:30) (Shotgun) N.Foles pass short left to R.Nall pushed ob at TEN 19 for 12 yards (A.Hooker). P20

1-10-TEN 19 (1:25) (Shotgun) N.Foles pass short left to A.Robinson to TEN 8 for 11 yards (M.Butler; A.Hooker). P21

Timeout #1 by TEN at 01:07.

1-8-TEN 8 (1:07) (Shotgun) N.Foles pass short right to J.Graham for 8 yards, TOUCHDOWN. P22

C.Santos extra point is GOOD, Center-P.Scales, Holder-P.O'Donnell.

CHI 17 TEN 24, 8 plays, 80 yards, 2 penalties, 0:58 drive, 13:56 elapsed

C.Santos kicks onside 13 yards from CHI 35 to CHI 48. A.Hooker (didn't try to advance) to CHI 48 for no gain.

Tennessee Titans at 1:04, (1st play from scrimmage 1:03)

1-10-CHI 48 (1:03) R.Tannehill kneels to CHI 49 for -1 yards.

2-11-CHI 49 (:38) R.Tannehill kneels to 50 for -1 yards.

END OF QUARTER

	Score	Time Poss	First Downs				Efficiencies	
			R	P	X	T	3 Down	4 Down
Chicago Bears	17	6:39	0	9	3	12	0/2	1/1
Tennessee Titans	24	8:21	1	3	0	4	1/3	0/0

# Miscellaneous Statistics Report

Chicago Bears vs Tennessee Titans  
11/8/2020 at Nissan Stadium

## Ten Longest Plays for Chicago Bears

Yards	Qtr	Play Start	Play Description
34	3	2-13-CHI 26	(14:16) (Shotgun) N.Foles pass deep left to A.Miller pushed ob at TEN 40 for 34 yards (A.Hooker).
27	4	2-5-CHI 30	(7:48) (No Huddle, Shotgun) N.Foles pass deep left to A.Robinson pushed ob at TEN 43 for 27 yards (M.Butler).
24	1	2-2-CHI 33	(13:32) (Shotgun) N.Foles pass short left to J.Graham pushed ob at TEN 43 for 24 yards (K.Vaccaro).
23	3	2-7-CHI 36	(4:00) (Shotgun) N.Foles pass deep right to A.Robinson to TEN 41 for 23 yards (K.Vaccaro).
22	3	1-10-CHI 39	(8:42) N.Foles pass deep right to D.Mooney to TEN 39 for 22 yards (R.Evans).
19	4	4-5-TEN 25	(5:29) (Shotgun) N.Foles pass short right to A.Miller to TEN 13 for 12 yards (K.Byard). PENALTY on TEN-K.Byard, Face Mask (15 Yards), 7 yards, enforced at TEN 13.
18	3	3-16-TEN 45	(6:33) (Shotgun) N.Foles pass deep middle to R.Ridley to TEN 27 for 18 yards (D.King).
16	4	1-10-CHI 20	(2:02) (Shotgun) N.Foles pass short middle to R.Nall to CHI 36 for 16 yards (J.Brown; K.Vaccaro).
16	4	1-10-CHI 36	(1:55) (Shotgun) N.Foles pass short right to R.Nall to CHI 37 for 1 yard (D.Roberson) [J.Crawford]. PENALTY on TEN-J.Crawford, Roughing the Passer, 15 yards, enforced at CHI 37.
14	2	1-10-CHI 25	(4:39) N.Foles pass short right to J.Graham to CHI 39 for 14 yards (J.Brown; B.Borders).

## Ten Longest Plays for Tennessee Titans

Yards	Qtr	Play Start	Play Description
40	2	3-2-CHI 40	(4:47) (Shotgun) R.Tannehill pass deep left to A.Brown for 40 yards, TOUCHDOWN.
38	1	1-10-TEN 34	(6:43) R.Tannehill pass short middle to A.Brown to CHI 28 for 38 yards (D.Trevathan; M.Edwards).
30	4	2-10-CHI 32	(8:49) (Shotgun) R.Tannehill pass short middle to J.Smith to CHI 2 for 30 yards (E.Jackson) [A.Hicks].
26	4	2-10-TEN 24	(12:14) D.Henry right end to 50 for 26 yards (E.Jackson).
17	2	3-6-TEN 23	(7:59) (Shotgun) R.Tannehill pass short middle to A.Brown to TEN 40 for 17 yards (R.Smith) [D.Trevathan].
12	4	3-4-CHI 44	(10:15) (Shotgun) R.Tannehill pass short middle to A.Firkser to CHI 32 for 12 yards (B.Skrine).
9	2	3-7-TEN 43	(6:47) (Shotgun) R.Tannehill pass short middle to A.Firkser to CHI 48 for 9 yards (R.Smith).
6	1	2-10-CHI 28	(5:13) (Shotgun) R.Tannehill pass short left to C.Batson to CHI 22 for 6 yards (B.Skrine).
6	2	1-10-TEN 9	(10:49) D.Henry right guard to TEN 15 for 6 yards (R.Quinn).
6	3	2-5-TEN 25	(11:31) D.Henry left end to TEN 31 for 6 yards (J.Johnson, R.Smith).

## Touchdown Scoring Information

		Offense	Defense	Special Teams
VISITOR	Chicago Bears	2	0	0
HOME	Tennessee Titans	2	1	0

## Player Scoring Information

Club	Player	TD	Rush TD	Rec TD	KO TD	Punt TD	Int TD	Fum TD	Misc TD	FG	XP	2Pt Rush	2Pt Rec	Sfty	Points
CHI	J.Graham	0	0	1	0	0	0	0	0	0	0	0	0	0	6
CHI	R.Nall	0	0	1	0	0	0	0	0	0	0	0	0	0	6
CHI	C.Santos	0	0	0	0	0	0	0	0	1	2	0	0	0	5
TEN	A.Brown	0	0	1	0	0	0	0	0	0	0	0	0	0	6
TEN	J.Smith	0	0	1	0	0	0	0	0	0	0	0	0	0	6
TEN	D.King	0	0	0	0	0	0	1	0	0	0	0	0	0	6
TEN	S.Gostkowski	0	0	0	0	0	0	0	0	1	3	0	0	0	6

## Possession Detail

	First Half		Second Half		Game	
	Visitor	Home	Visitor	Home	Visitor	Home
Largest Lead	0	10	0	21	0	21
Drives Leading	0	4	0	5	0	9
Time of Possession Leading	0:00	9:23	0:00	10:32	0:00	19:55
Largest Deficit	-10	0	-21	0	-21	0
Drives Trailing	5	0	6	0	11	0
Time of Possession Trailing	9:59	0:00	19:28	0:00	29:27	0:00
Times Score Tied Up		0		0		0
Lead Changes		1		0		1



# Playtime Percentage

*Percent of playtime per player on offense, defense and special teams*

Chicago Bears					Tennessee Titans				
		Offense	Defense	Special Teams			Offense	Defense	Special Teams
C Leno	T	77 100%		3 9%	D Kelly	T	55 100%		4 12%
G Ifedi	G	77 100%		3 9%	T Sambrailo	T	55 100%		4 12%
R Coward	T	77 100%		3 9%	N Davis	G	55 100%		4 12%
A Bars	G	77 100%		3 9%	B Jones	C	55 100%		3 9%
A Hambricht	G	77 100%		3 9%	R Tannehill	QB	55 100%		
N Foles	QB	77 100%			J Smith	TE	52 95%		3 9%
A Robinson	WR	73 95%			A Brown	WR	45 82%		2 6%
D Mooney	WR	67 87%		1 3%	C Davis	WR	43 78%		2 6%
A Miller	WR	53 69%		1 3%	J Douglas	G	29 53%		4 12%
D Montgomery	RB	50 65%			D Henry	RB	29 53%		
J Graham	TE	50 65%			A Firkser	TE	27 49%		4 12%
C Kmet	TE	36 47%		3 9%	R Saffold	G	26 47%		1 3%
C Patterson	WR	17 22%		12 38%	J McNichols	RB	16 29%		6 19%
R Ridley	WR	16 21%		6 19%	K Raymond	WR	14 25%		15 47%
R Nall	RB	10 13%		25 78%	C Batson	WR	13 24%		3 9%
D Harris	TE	6 8%		21 66%	K Blasingame	FB	11 20%		14 44%
J Holtz	TE	6 8%		16 50%	D Foreman	RB	8 15%		3 9%
A Pierce	RB	1 1%		5 16%	M Pruitt	TE	7 13%		4 12%
K Fuller	CB		55 100%	4 12%	N Westbrook	WR	5 9%		11 34%
J Johnson	CB		55 100%	3 9%	D Quessenberry	G	5 9%		4 12%
T Gipson	FS		55 100%		K Byard	FS		77 100%	5 16%
E Jackson	SS		55 100%		J Brown	LB		77 100%	2 6%
R Smith	LB		55 100%		B Borders	CB		77 100%	2 6%
A Hicks	DT		50 91%		M Butler	CB		77 100%	1 3%
K Mack	LB		49 89%		K Vaccaro	SS		77 100%	
D Trevathan	LB		42 76%	4 12%	H Landry	LB		72 94%	
R Quinn	DE		41 75%		D King	CB		54 70%	
B Nichols	NT		37 67%	4 12%	R Evans	LB		53 69%	
B Skrine	CB		30 55%	11 34%	J Simmons	DT		52 68%	7 22%
B Urban	DT		23 42%	7 22%	D Roberson	LB		50 65%	5 16%
D McCullers	NT		20 36%	4 12%	J Crawford	DT		48 62%	10 31%
M Edwards	DT		13 24%	5 16%	A Hooker	FS		38 49%	28 88%
B Mingo	LB		12 22%	27 84%	D Jones	NT		38 49%	7 22%
J Vaughters	LB		9 16%	8 25%	T Tart	DT		22 29%	3 9%
D Houston-Carson	FS		4 7%	29 91%	W Ray	DE		13 17%	15 47%
J Iyieguniwe	LB			29 91%	L Murchison	DT		13 17%	7 22%
J Woods	LB			25 78%	C Jackson	CB		9 12%	7 22%
S McManis	SS			18 56%	D Bates	LB			28 88%
D Shelley	CB			16 50%	N Dzubnar	LB			28 88%
D Harris	WR			14 44%	D Long	LB			24 75%
P Scales	LS			10 31%	C Milton	CB			20 62%
P O'Donnell	P			10 31%	J Kalu	CB			18 56%
K Vildor	CB			9 28%	R Allen	P			13 41%
C Santos	K			7 22%	M Overton	LS			13 41%
D Eiselen	G			3 9%					

S Gostkowski	K	9	28%
D Cruikshank	SS	6	19%
A Brewer	C	3	9%

# 2020 TENNESSEE TITANS REGULAR SEASON STATISTICS

Won 6, Lost 2

Date	W-L	Score	OT	Opponent	Attendance
09/14	W	16-14		at Denver	0
09/20	W	33-30		Jacksonville	0
09/27	W	31-30		at Minnesota	0
10/13	W	42-16		Buffalo	8,403
10/18	W	42-36	OT	Houston	10,166
10/25	L	24-27		Pittsburgh	10,355
11/01	L	20-31		at Cincinnati	9,712
11/08	W	24-17		Chicago	13,871
11/12				Indianapolis	
11/22				at Baltimore	
11/29				at Indianapolis	
12/06				Cleveland	
12/13				at Jacksonville	
12/20				Detroit	
12/27				at Green Bay	
01/03				at Houston	

Statistic	Tenn.	Opp.
<b>Total First Downs</b>	<b>181</b>	<b>191</b>
Rushing	62	53
Passing	104	124
Penalty	15	14
3rd Down: Made/Att	45/97	62/112
3rd Down Pct.	46.4	55.4
4th Down: Made/Att	4/5	8/11
4th Down Pct.	80.0	72.7
<b>Possession Avg.</b>	<b>27:46</b>	<b>32:14</b>
<b>Total Net Yards</b>	<b>3077</b>	<b>3153</b>
Avg. Per Game	384.6	394.1
Total Plays	513	549
Avg. Per Play	6.0	5.7
<b>Net Yards Rushing</b>	<b>1181</b>	<b>953</b>
Avg. Per Game	147.6	119.1
Total Rushes	246	212
<b>Net Yards Passing</b>	<b>1896</b>	<b>2200</b>
Avg. Per Game	237.0	275.0
Sacked/Yards Lost	12/85	10/78
Gross Yards	1981	2278
Att./Completions	255/167	327/219
Completion Pct.	65.5	67.0
Had Intercepted	3	9
<b>Punts/Average</b>	<b>28/48.9</b>	<b>27/48.9</b>
Net Punting Avg.	28/41.0	27/42.2
<b>Penalties/Yards</b>	<b>46/429</b>	<b>50/387</b>
<b>Fumbles/Ball Lost</b>	<b>4/1</b>	<b>16/5</b>
<b>Touchdowns</b>	<b>29</b>	<b>26</b>
Rushing	9	7
Passing	19	19
Returns	1	0

Score By Periods	Q1	Q2	Q3	Q4	OT	PTS
<b>Team</b>	<b>44</b>	<b>62</b>	<b>46</b>	<b>74</b>	<b>6</b>	<b>232</b>
<b>Opponents</b>	<b>38</b>	<b>57</b>	<b>30</b>	<b>76</b>	<b>0</b>	<b>201</b>

Scoring	TD	Rush	Rec	Ret	K-PAT	FG	S	PTS
Gostkowski	0	0	0	0	23/25	11/18	0	56
Henry	8	8	0	0			0	48
A. Brown	6	0	6	0			0	36
J. Smith	6	0	6	0			0	36
C. Davis	3	0	3	0			0	18
Humphries	2	0	2	0			0	12
Firkser	1	0	1	0			0	6
King	1	0	0	1			0	6
Pruitt	1	0	1	0			0	6
Tannehill	1	1	0	0			0	6
Westbrook	0	0	0	0			0	2
<b>Team</b>	<b>29</b>	<b>9</b>	<b>19</b>	<b>1</b>	<b>23/25</b>	<b>11/18</b>	<b>0</b>	<b>232</b>
<b>Opponents</b>	<b>26</b>	<b>7</b>	<b>19</b>	<b>0</b>	<b>21/23</b>	<b>8/9</b>	<b>0</b>	<b>201</b>

**2-Pt Conv:** Westbrook, TM 1-3, 3  
**Sacks:** Landry 2.5, Simmons 2, J. Brown 1, Crawford 1, Fulton 1, D. Jones 1, Vaccaro 1, R. Evans 0.5, **TM 10, OPP 12**  
**FUM/Lost:** Tannehill 3/1, Brinkley 1/0

Passing	Att	Cmp	Yds	Cmp%	Yds/Att	TD	TD%	Int	Int%	Long	Sack/Lost	Rating
Tannehill	254	167	1981	65.7	7.80	19	7.5	3	1.2	73t	11/85	109.4
Kern	1	0	0	0.0	0.00	0	0.0	0	0.0	---	0/0	39.6
Humphries	0	0	0	---	---	0	---	0	---	---	1/0	---
<b>Team</b>	<b>255</b>	<b>167</b>	<b>1981</b>	<b>65.5</b>	<b>7.77</b>	<b>19</b>	<b>7.5</b>	<b>3</b>	<b>1.2</b>	<b>73t</b>	<b>12/85</b>	<b>109.0</b>
<b>Opponents</b>	<b>327</b>	<b>219</b>	<b>2278</b>	<b>67.0</b>	<b>6.97</b>	<b>19</b>	<b>5.8</b>	<b>9</b>	<b>2.8</b>	<b>71t</b>	<b>10/78</b>	<b>94.8</b>

Rushing	No.	Yds	Avg	Long	TD
Henry	182	843	4.6	94t	8
McNichols	23	147	6.4	20	0
Tannehill	22	105	4.8	23	1
Foreman	10	48	4.8	15	0
D. Evans	5	21	4.2	9	0
Batson	1	11	11.0	11	0
Perry	2	9	4.5	6	0
Humphries	0	0	---	---	0
Raymond	1	-3	-3.0	-3	0
<b>Team</b>	<b>246</b>	<b>1181</b>	<b>4.8</b>	<b>94t</b>	<b>9</b>
<b>Opponents</b>	<b>212</b>	<b>953</b>	<b>4.5</b>	<b>39t</b>	<b>7</b>

Receiving	No.	Yds	Avg	Long	TD
A. Brown	31	457	14.7	73t	6
C. Davis	29	369	12.7	38	3
J. Smith	24	304	12.7	63	6
Firkser	24	244	10.2	45	1
Humphries	22	219	10.0	23	2
Henry	10	81	8.1	53	0
Raymond	9	187	20.8	61	0
Batson	4	45	11.3	18	0
McNichols	4	19	4.8	9	0
Pruitt	3	17	5.7	10	1
Blasingame	2	10	5.0	5	0
Swaim	2	10	5.0	8	0
Hollister	1	12	12.0	12	0
Westbrook	1	7	7.0	7	0
Tannehill	1	0	0.0	0	0
<b>Team</b>	<b>167</b>	<b>1981</b>	<b>11.9</b>	<b>73t</b>	<b>19</b>
<b>Opponents</b>	<b>219</b>	<b>2278</b>	<b>10.4</b>	<b>71t</b>	<b>19</b>

Interceptions	No.	Yds	Avg	Long	TD
Butler	2	97	48.5	68	0
Hooker	2	3	1.5	3	0
Fulton	1	44	44.0	44	0
Cruikshank	1	13	13.0	13	0
Joseph	1	5	5.0	5	0
J. Brown	1	0	0.0	0	0
Landry	1	0	0.0	0	0
T. Smith	0	5	---	5	0
<b>Team</b>	<b>9</b>	<b>167</b>	<b>18.6</b>	<b>68</b>	<b>0</b>
<b>Opponents</b>	<b>3</b>	<b>16</b>	<b>5.3</b>	<b>16</b>	<b>0</b>

Punting	No.	Yds	Avg	Net	TB	In	Lg	B
Kern	20	965	48.3	41.4	2	11	66	0
Allen	8	404	50.5	40.0	1	0	65	0
<b>Team</b>	<b>28</b>	<b>1369</b>	<b>48.9</b>	<b>41.0</b>	<b>3</b>	<b>11</b>	<b>66</b>	<b>0</b>
<b>Opponents</b>	<b>27</b>	<b>1321</b>	<b>48.9</b>	<b>42.2</b>	<b>2</b>	<b>13</b>	<b>71</b>	<b>0</b>

Punt Returns	Ret	FC	Yds	Avg	Long	TD
Raymond	16	5	141	8.8	40	0
<b>Team</b>	<b>16</b>	<b>5</b>	<b>141</b>	<b>8.8</b>	<b>40</b>	<b>0</b>
<b>Opponents</b>	<b>14</b>	<b>7</b>	<b>162</b>	<b>11.6</b>	<b>57</b>	<b>0</b>

Kickoff Returns	No.	Yds	Avg	Long	TD
Raymond	15	275	18.3	30	0
Batson	1	23	23.0	23	0
Blasingame	1	11	11.0	11	0
Kalu	1	2	2.0	2	0
<b>Team</b>	<b>18</b>	<b>311</b>	<b>17.3</b>	<b>30</b>	<b>0</b>
<b>Opponents</b>	<b>19</b>	<b>391</b>	<b>20.6</b>	<b>49</b>	<b>0</b>

Field Goals	1-19	20-29	30-39	40-49	50+
Gostkowski	0/0	1/2	3/4	2/6	5/6
<b>Team</b>	<b>0/0</b>	<b>1/2</b>	<b>3/4</b>	<b>2/6</b>	<b>5/6</b>
<b>Opponents</b>	<b>0/0</b>	<b>1/1</b>	<b>5/5</b>	<b>2/3</b>	<b>0/0</b>

Gostkowski: (47N,44B,42N,25G)(51G,49G)(39G,31G, 30G,51G,54G,55G)(27B,37N)(51G,45N)(53N)(40G)  
 OPP: (35G)(41G,49N)(43G)(38G)(38G,30G)(33G) (22G)

## **TITANS START FAST, BUT LIMP TO FINISH IN 34-17 LOSS TO COLTS**

**BY JIM WYATT**  
**TENNESSEE TITANS**  
**NOVEMBER 12, 2020**

NASHVILLE – A promising start turned into a miserable finish on Thursday night for the Tennessee Titans.

Now, the Titans need to find a way to clean some things up in the race for the AFC South title.

The Colts came to town and handed the Titans a 34-17 loss before 13,949 fans at Nissan Stadium.

The Titans couldn't get stops on defense, and the team made things worse with several costly blunders on special teams as the game took an ugly turn in the second half. Running back Derrick Henry ran for 103 yards for the Titans, but on this night it wasn't enough as the Colts scored 24 straight points to take control of the game.

As a result, the Titans dropped to 6-3, and they're now tied with the Colts in the AFC South with seven games to play. The Titans and Colts meet again on November 29 in Indianapolis.

The Titans started fast, scoring on their opening drive on a five-yard touchdown pass from quarterback Ryan Tannehill to running back D'Onta Foreman, which capped a six-play, 67-yard drive on the team's opening possession.

After Colts kicker Rodrigo Blankenship cut the lead to 7-3 on a 24-yard field goal, the Titans responded with a 50-yard field goal from kicker Stephen Gostkowski to extend the lead to 10-3 with 11:12 left in the second quarter.

When the Colts tied the game at 10-10 on a 13-yard touchdown pass from quarterback Philip Rivers to running back Nyheim Hines, the Titans bounced back near the end of the first half, capping off a long

drive with a one-yard touchdown run by tight end Jonnu Smith, which made it 17-10 with 2:54 left before halftime.

Then the Colts got another field goal from Blankenship on the final play of the first half, and it was 17-13 Titans at the break.

In the second half, the Titans got a goal-line stand midway through the third quarter, as they stopped the Colts on 4th-and-goal from the one-yard line. Linebacker Rashaan Evans corralled Colts running back Jordan Wilkins at the one, and the Colts were unable to get point after having a 1st and goal at the Tennessee five.

Everything went downhill from there.

A 17-yard punt by Titans punter Trevor Daniel gave Indianapolis the ball at the Tennessee 27-yard line, and the Colts cashed it for a two-yard touchdown by Hines to take a 20-17 lead.

Things then got worse, as Daniel's next punt was blocked and returned for a touchdown to give the Colts a 27-17 lead with 1:52 remaining in the third quarter. Gostkowski missed a 44-yard field goal at the start of the fourth quarter as the special teams problems continued.

When the Colts got the ball back, Jacoby Brissett finished off another long drive with a one-yard touchdown run to make it 34-17 with 9:21 left in the contest.

It was just too much for the Titans to overcome.

The Titans return to action against the Ravens on November 22 in Baltimore.

###

# Week 10

## National Football League Game Summary

NFL Copyright © 2020 by The National Football League. All rights reserved. This summary and play-by-play is for the express purpose of assisting media in their coverage of the game; any other use of this material is prohibited without the written permission of the National Football League.

Date: Thursday, 11/12/2020

Indianapolis Colts at Tennessee Titans  
at Nissan Stadium, Nashville, TN

Start Time: 7:22 PM CST

### Game Day Weather

Game Weather: Clear

Temp: 56° F (13.3° C) Humidity: 46%, Wind: N 6 mph

Played Open Stadium on Turf: Grass

Outdoor Weather: Clear, Wind Chill: 56

### Officials

Referee: Allen, Brad (122)  
Line Judge: Gallagher, Daniel (85)  
Back Judge: Russell, Jimmy (82)

Umpire: Stritesky, Bruce (102)  
Field Judge: Patterson, Rick (15)  
Replay Official: McGrath, John (0)

Down Judge: Short, Danny (113)  
Side Judge: Cheek, Boris (41)

### Lineups

Indianapolis Colts			Tennessee Titans				
Offense		Defense	Offense		Defense		
WR 13	T.Hilton	DE 50	J.Houston	TE 87	G.Swaim	NT 90	D.Jones
LT 74	A.Castonzo	DT 99	D.Buckner	TE 81	J.Smith	DT 98	J.Simmons
LG 56	Q.Nelson	NT 90	G.Stewart	LT 70	T.Sambrailo	OLB 99	J.Clowney
C 78	R.Kelly	DE 96	D.Autry	LG 76	R.Saffold III	ILB 54	R.Evans
RG 64	M.Glowinski	WLB 53	D.Leonard	C 60	B.Jones	ILB 55	J.Brown
RT 72	B.Smith	MLB 54	A.Walker	RG 64	N.Davis	OLB 58	H.Landry III
TE 80	T.Burton	SAM 58	B.Okereke	RT 71	D.Kelly	CB 39	B.Borders
WR 11	M.Pittman	CB 38	T.Carrie	WR 14	K.Raymond	CB 33	D.King
WR 14	Z.Pascal	FS 32	J.Blackmon	QB 17	R.Tannehill	SS 24	K.Vaccaro
QB 17	P.Rivers	SS 37	K.Willis	FB 41	K.Blasingame	FS 31	K.Byard
RB 28	J.Taylor	CB 27	X.Rhodes	RB 22	D.Henry	CB 21	M.Butler

### Substitutions

K 3 R.Blankenship, QB 7 J.Brissett, P 8 R.Sanchez, WR 12 D.Harris, RB 20 J.Wilkins, RB 21 N.Hines, CB 23 K.Moore, CB 26 R.Ya-Sin, S 30 G.Odum, S 31 T.Wilson, CB 34 I.Rodgers, LB 44 Z.Franklin, LB 45 E.Speed, LS 46 L.Rhodes, DE 55 C.Marsh, LB 59 J.Glasgow, T 62 L.Clark, G 63 D.Pinter, T 75 C.Green, DT 76 T.Stallworth, TE 81 M.Alie-Cox, WR 83 M.Johnson, TE 86 N.Togiai, DT 91 S.Day, DT/DE 94 T.Lewis, DE 97 A.Muhammad

### Substitutions

K 3 S.Gostkowski, QB 5 L.Woodside, WR 11 A.Brown, P 12 T.Daniel, WR 13 C.Batson, WR 15 N.Westbrook-Ikhine, RB 28 J.McNichols, CB 30 C.Milton, DB 35 C.Jackson, DB 37 A.Hooker, RB 45 D.Foreman, DB 46 J.Kalu, LS 47 M.Overton, LB 49 N.Dzubnar, OLB 50 D.Roberson, LB 51 D.Long Jr., LB 56 D.Bates, C 62 A.Brewer, OL 72 D.Quessenberry, G/C 75 J.Douglas, WR 84 C.Davis, TE 86 A.Firkser, DL 91 L.Murchison, DT 93 T.Tart, DL 94 J.Crawford

### Did Not Play

CB 36 K.Orr

### Not Active

QB 9 J.Eason, CB 35 T.Smith, DE 52 B.Banogu, TE 84 J.Doyle, WR 85 D.Patmon

### Did Not Play

### Not Active

P 8 R.Allen, WR 10 A.Humphries, DB 25 A.Jackson, LS 44 M.Orzech, T 79 I.Wilson, TE 85 M.Pruitt, DE 92 M.Dickerson

### Field Goals (made ( ) & missed)

R.Blankenship	(24) (43)	S.Gostkowski	(50) 44WR				
		1	2	3	4	OT	Total
VISITOR:	Indianapolis Colts	3	10	14	7	0	34
HOME:	Tennessee Titans	7	10	0	0	0	17

### Scoring Plays

Team	Qtr	Time	Play Description (Extra Point) (Drive Info)	Visitor	Home
Titans	1	11:50	D.Foreman 5 yd. pass from R.Tannehill (S.Gostkowski kick) (6-67, 3:10)	0	7
Colts	1	0:36	R.Blankenship 24 yd. Field Goal (11-69, 4:30)	3	7
Titans	2	11:12	S.Gostkowski 50 yd. Field Goal (8-43, 4:24)	3	10
Colts	2	7:49	N.Hines 13 yd. pass from P.Rivers (R.Blankenship kick) (8-80, 3:23)	10	10
Titans	2	2:54	J.Smith 1 yd. run (S.Gostkowski kick) (9-75, 4:55)	10	17
Colts	2	0:00	R.Blankenship 43 yd. Field Goal (13-51, 2:54)	13	17
Colts	3	2:51	N.Hines 2 yd. run (R.Blankenship kick) (4-27, 1:18)	20	17
Colts	3	1:52	T.Carrie 6 yd. return of blocked punt (R.Blankenship kick)	27	17
Colts	4	9:21	J.Brissett 2 yd. run (R.Blankenship kick) (4-66, 2:50)	34	17

# Week 10

## National Football League Game Summary

NFL Copyright © 2020 by The National Football League. All rights reserved. This summary and play-by-play is for the express purpose of assisting media in their coverage of the game; any other use of this material is prohibited without the written permission of the National Football League.

---

Paid Attendance: 13,949

Time: 2:57



## Final Team Statistics

	Visitor Colts	Home Titans
TOTAL FIRST DOWNS	26	25
By Rushing	11	9
By Passing	14	9
By Penalty	1	7
THIRD DOWN EFFICIENCY	4-12-33%	3-10-30%
FOURTH DOWN EFFICIENCY	3-5-60%	0-1-0%
TOTAL NET YARDS	430	294
Total Offensive Plays (inc. times thrown passing)	69	60
Average gain per offensive play	6.2	4.9
NET YARDS RUSHING	133	157
Total Rushing Plays	29	32
Average gain per rushing play	4.6	4.9
Tackles for a loss-number and yards	2-5	4-7
NET YARDS PASSING	297	137
Times thrown - yards lost attempting to pass	1-11	1-10
Gross yards passing	308	147
PASS ATTEMPTS-COMPLETIONS-HAD INTERCEPTED	39-29-0	27-15-0
Avg gain per pass play (inc.# thrown passing)	7.4	4.9
KICKOFFS Number-In End Zone-Touchbacks	6-6-4	4-2-1
PUNTS Number and Average	1-46.0	3-21.3
Had Blocked	0	1
FGs - PATs Had Blocked	0-0	0-0
Net Punting Average	44.0	21.3
TOTAL RETURN YARDAGE (Not Including Kickoffs)	0	2
No. and Yards Punt Returns	0-0	1-2
No. and Yards Kickoff Returns	3-67	2-60
No. and Yards Interception Returns	0-0	0-0
PENALTIES Number and Yards	9-73	3-30
FUMBLES Number and Lost	0-0	0-0
TOUCHDOWNS	4	2
Rushing	2	1
Passing	1	1
Other (Blocked Kicks, etc.)	1	0
EXTRA POINTS Made-Attempts	4-4	2-2
Kicking Made-Attempts	4-4	2-2
FIELD GOALS Made-Attempts	2-2	1-2
RED ZONE EFFICIENCY	3-6-50%	2-4-50%
GOAL TO GO EFFICIENCY	1-2-50%	2-2-100%
SAFETIES	0	0
FINAL SCORE	34	17
TIME OF POSSESSION	31:18	28:42



## Ball Possession And Drive Chart

### Indianapolis Colts

#	Time Recd	Time Lost	Time Poss	How Ball Obtained	Drive Began	# Play	Yds Gain	Yds Pen	Net Yds	1st Down	Last Scrm	How Given Up
1	11:50	6:54	4:56	Kickoff	IND 25	11	46	0	46	3	TEN 29	Downs
2	5:06	0:36	4:30	Punt	IND 25	11	69	0	69	4	* TEN 6	Field Goal
3	11:12	7:49	3:23	Kickoff	IND 20	8	80	0	80	4	* TEN 13	Touchdown
4	2:54	0:00	2:54	Kickoff	IND 24	13	56	-5	51	4	* TEN 25	Field Goal
5	15:00	7:24	7:36	Kickoff	IND 26	15	73	0	73	5	* TEN 1	Downs
6	4:09	2:51	1:18	Punt	TEN 27	4	27	0	27	2	* TEN 2	Touchdown
7	12:11	9:21	2:50	Missed FG	IND 34	4	51	15	66	3	* TEN 2	Touchdown
8	6:52	3:01	3:51	Downs	IND 12	5	28	0	28	1	IND 40	Punt

(239) Average IND 30

### Tennessee Titans

#	Time Recd	Time Lost	Time Poss	How Ball Obtained	Drive Began	# Play	Yds Gain	Yds Pen	Net Yds	1st Down	Last Scrm	How Given Up
1	15:00	11:50	3:10	Kickoff	TEN 33	6	67	0	67	4	* IND 5	Touchdown
2	6:54	5:06	1:48	Downs	TEN 29	3	4	-5	-1	0	TEN 28	Punt
3	0:36	11:12	4:24	Kickoff	TEN 25	8	38	5	43	3	IND 32	Field Goal
4	7:49	2:54	4:55	Kickoff	TEN 25	9	47	28	75	7	* IND 1	Touchdown
5	7:24	4:09	3:15	Downs	TEN 1	5	9	0	9	1	TEN 10	Punt
6	2:51	1:52	0:59	Kickoff	TEN 25	3	1	0	1	0	TEN 26	Blocked Punt
7	1:52	12:11	4:41	Kickoff	TEN 22	12	47	5	52	4	* IND 26	Missed FG
8	9:21	6:52	2:29	Kickoff	TEN 25	10	63	0	63	3	* IND 12	Downs
9	3:01	0:00	3:01	Punt	TEN 16	6	18	20	38	3	IND 46	End of Game

(201) Average TEN 22

\* inside opponent's 20

Time of Possession by Quarter		1st	2nd	3rd	4th	OT	Total
Visitor	Indianapolis Colts	9:26	6:17	8:54	6:41		31:18
Home	Tennessee Titans	5:34	8:43	6:06	8:19		28:42
Kickoff Drive No.-Start Average		Colts: 4 - IND 24		Titans: 6 - TEN 26			



# First Half Summary

PERIOD SCORES

Colts	3	10 = 13
Titans	7	10 = 17

TIME OF POSSESSION

Colts	15:43
Titans	14:17

Scoring Plays

Team	Qtr	Time	Play Description (Extra Point) (Drive Info)	Visitor	Home
Titans	1	11:50	D.Foreman 5 yd. pass from R.Tannehill (S.Gostkowski kick) (6-67, 3:10)	0	7
Colts	1	0:36	R.Blankenship 24 yd. Field Goal (11-69, 4:30)	3	7
Titans	2	11:12	S.Gostkowski 50 yd. Field Goal (8-43, 4:24)	3	10
Colts	2	7:49	N.Hines 13 yd. pass from P.Rivers (R.Blankenship kick) (8-80, 3:23)	10	10
Titans	2	2:54	J.Smith 1 yd. run (S.Gostkowski kick) (9-75, 4:55)	10	17
Colts	2	0:00	R.Blankenship 43 yd. Field Goal (13-51, 2:54)	13	17

	Indianapolis Colts	Tennessee Titans
<b>TOTAL FIRST DOWNS</b>	<b>15</b>	<b>14</b>
First Downs Rushing-Passing-by Penalty	4 - 11 - 0	4 - 6 - 4
<b>THIRD DOWN EFFICIENCY</b>	<b>3-7-43%</b>	<b>2-4-50%</b>
<b>TOTAL NET YARDS</b>	<b>251</b>	<b>156</b>
Total Offensive Plays	41	25
<b>NET YARDS RUSHING</b>	<b>53</b>	<b>57</b>
<b>NET YARDS PASSING</b>	<b>198</b>	<b>99</b>
Gross Yards Passing	209	99
Times thrown-yards lost attempting to pass	1-11	0-0
Pass Attempts-Completions-Had Intercepted	27 - 19 - 0	13 - 9 - 0
Punts-Number and Average	0 - 0	1 - 47
Penalties-Number and Yards	6 - 38	1 - 5
Fumbles-Number and Lost	0 - 0	0 - 0
Red Zone Efficiency	1-3-33%	2-2-100%
Average Drive Start	IND 24	TEN 28

Indianapolis Colts

Tennessee Titans

Indianapolis Colts										Tennessee Titans							
RUSHING	ATT	YDS	AVG	LG	TD	RUSHING	ATT	YDS	AVG	LG	TD						
N.Hines	6	37	6.2	12	0	D.Henry	10	51	5.1	20	0						
J.Taylor	4	10	2.5	4	0	R.Tannehill	1	5	5.0	5	0						
J.Wilkins	3	6	2.0	3	0	J.Smith	1	1	1.0	1	1						
<b>Total</b>	<b>13</b>	<b>53</b>	<b>4.1</b>	<b>12</b>	<b>0</b>	<b>Total</b>	<b>12</b>	<b>57</b>	<b>4.8</b>	<b>20</b>	<b>1</b>						
PASSING	ATT	CMP	YDS	SK/YD	TD	LG	IN	RT	PASSING	ATT	CMP	YDS	SK/YD	TD	LG	IN	RT
P.Rivers	27	19	209	1/11	1	30	0	105.3	R.Tannehill	13	9	99	0/0	1	21	0	117.1
<b>Total</b>	<b>27</b>	<b>19</b>	<b>209</b>	<b>1/11</b>	<b>1</b>	<b>30</b>	<b>0</b>	<b>105.3</b>	<b>Total</b>	<b>13</b>	<b>9</b>	<b>99</b>	<b>0/0</b>	<b>1</b>	<b>21</b>	<b>0</b>	<b>117.1</b>
PASS RECEIVING	TAR	REC	YDS	AVG	LG	TD	PASS RECEIVING	TAR	REC	YDS	AVG	LG	TD				
N.Hines	6	5	45	9.0	13	1	C.Davis	3	2	38	19.0	20	0				
T.Hilton	5	4	40	10.0	12	0	A.Brown	3	1	21	21.0	21	0				
M.Pittman	4	3	42	14.0	30	0	K.Blasingame	1	1	13	13.0	13	0				
J.Taylor	2	2	25	12.5	14	0	J.Smith	1	1	8	8.0	8	0				
Z.Pascal	3	2	21	10.5	18	0	D.Henry	2	1	6	6.0	6	0				
D.Harris	1	1	21	21.0	21	0	A.Firkser	1	1	5	5.0	5	0				
T.Burton	1	1	9	9.0	9	0	D.Foreman	1	1	5	5.0	5	1				
M.Alie-Cox	2	1	6	6.0	6	0	C.Batson	1	1	3	3.0	3	0				
J.Wilkins	1	0	0	0.0	0	0											
<b>Total</b>	<b>25</b>	<b>19</b>	<b>209</b>	<b>11.0</b>	<b>30</b>	<b>1</b>	<b>Total</b>	<b>13</b>	<b>9</b>	<b>99</b>	<b>11.0</b>	<b>21</b>	<b>1</b>				

Indianapolis Colts

Regular Defensive Plays

Special Teams

Misc



## First Quarter

IND wins the coin toss and elects to defer. TEN elects to Receive, and IND elects to defend the south goal.

R.Sanchez kicks 67 yards from IND 35 to TEN -2. C.Batson to TEN 33 for 35 yards (K.Moore).

Tennessee Titans at 15:00. (1st play from scrimmage 14:53)

1-10-TEN 33	(14:53) R.Tannehill pass short right to K.Blasingame pushed ob at TEN 46 for 13 yards (X.Rhodes).	P1
<u>1-10-TEN 46</u>	(14:23) R.Tannehill pass short middle to A.Brown to IND 33 for 21 yards (X.Rhodes, K.Willis). IND-X.Rhodes was injured during the play.	P2
<u>1-10-IND 33</u>	(13:51) D.Henry up the middle to IND 30 for 3 yards (K.Willis).	
2-7-IND 30	(13:20) R.Tannehill scrambles right end to IND 25 for 5 yards (D.Autry).	
3-2-IND 25	(12:37) (Shotgun) R.Tannehill pass short right to C.Davis to IND 5 for 20 yards (K.Willis; R.Ya-Sin).	P3
<u>1-5-IND 5</u>	(11:54) R.Tannehill pass short right to D.Foreman for 5 yards, TOUCHDOWN.	P4
	S.Gostkowski extra point is GOOD, Center-M.Overton, Holder-T.Daniel.	

IND 0 TEN 7, 6 plays, 67 yards, 3:10 drive, 3:10 elapsed

S.Gostkowski kicks 65 yards from TEN 35 to end zone, Touchback.

Indianapolis Colts at 11:50

1-10-IND 25	(11:50) (Shotgun) P.Rivers pass short left to J.Taylor pushed ob at IND 36 for 11 yards (J.Brown).	P1
<u>1-10-IND 36</u>	(11:26) (Shotgun) P.Rivers pass short right to M.Pittman to IND 41 for 5 yards (B.Borders).	
2-5-IND 41	(10:53) (No Huddle, Shotgun) J.Taylor up the middle to IND 45 for 4 yards (J.Simmons; K.Byard).	
3-1-IND 45	(10:26) (Shotgun) J.Taylor up the middle to IND 45 for no gain (H.Landry III).	
	Timeout #1 by IND at 09:42.	
4-1-IND 45	(9:42) J.Taylor up the middle to IND 47 for 2 yards (J.Crawford; J.Clowney).	R2
<u>1-10-IND 47</u>	(9:09) (Shotgun) J.Wilkins up the middle to 50 for 3 yards (J.Clowney).	
2-7-50	(8:42) (No Huddle, Shotgun) P.Rivers pass short right to T.Hilton to TEN 38 for 12 yards (K.Byard).	P3
<u>1-10-TEN 38</u>	(8:06) (Shotgun) P.Rivers pass short right to M.Alie-Cox to TEN 32 for 6 yards (B.Borders).	
2-4-TEN 32	(7:31) (No Huddle, Shotgun) J.Wilkins right end to TEN 29 for 3 yards (R.Evans; D.King).	
3-1-TEN 29	(7:02) (No Huddle, Shotgun) P.Rivers pass incomplete short right to M.Pittman.	
4-1-TEN 29	(6:58) J.Wilkins up the middle to TEN 29 for no gain (M.Butler).	

Tennessee Titans at 6:54

1-10-TEN 29	(6:54) D.Henry left end to TEN 25 for -4 yards (J.Blackmon).	
2-14-TEN 25	(6:19) (Shotgun) R.Tannehill pass short middle to J.Smith to TEN 33 for 8 yards (D.Leonard; B.Okereke).	
3-6-TEN 33	(5:40) (Shotgun) PENALTY on TEN-T.Sambrailo, False Start, 5 yards, enforced at TEN 33 - No Play.	
3-11-TEN 28	(5:19) (Shotgun) R.Tannehill pass incomplete deep left to A.Brown [D.Buckner].	
4-11-TEN 28	(5:13) T.Daniel punts 47 yards to IND 25, Center-M.Overton, fair catch by N.Hines.	

Indianapolis Colts at 5:06

1-10-IND 25	(5:06) (Shotgun) N.Hines right tackle to IND 34 for 9 yards (K.Byard; D.King).	
2-1-IND 34	(4:42) (Shotgun) N.Hines left tackle to IND 46 for 12 yards (D.King; M.Butler).	R4
<u>1-10-IND 46</u>	(4:02) (No Huddle, Shotgun) P.Rivers pass short left to T.Hilton pushed ob at TEN 45 for 9 yards (D.King).	
2-1-TEN 45	(3:41) (Shotgun) N.Hines up the middle to TEN 42 for 3 yards (J.Simmons; D.Jones).	R5
<u>1-10-TEN 42</u>	(3:06) (Shotgun) P.Rivers pass short middle to T.Burton to TEN 33 for 9 yards (K.Byard).	
2-1-TEN 33	(2:37) (No Huddle, Shotgun) N.Hines right guard to TEN 31 for 2 yards (D.Jones).	R6
<u>1-10-TEN 31</u>	(1:57) (Shotgun) P.Rivers pass short right to Z.Pascal to TEN 13 for 18 yards (R.Evans).	P7
<u>1-10-TEN 13</u>	(1:18) (Shotgun) P.Rivers pass incomplete short left to Z.Pascal.	
2-10-TEN 13	(1:13) (Shotgun) P.Rivers pass short right to M.Pittman pushed ob at TEN 6 for 7 yards (B.Borders).	
3-3-TEN 6	(:42) (Shotgun) P.Rivers pass incomplete short right to J.Wilkins.	
4-3-TEN 6	(:40) R.Blankenship 24 yard field goal is GOOD, Center-L.Rhodes, Holder-R.Sanchez.	

IND 3 TEN 7, 11 plays, 69 yards, 4:30 drive, 14:24 elapsed

R.Sanchez kicks 65 yards from IND 35 to end zone, Touchback.

Tennessee Titans at 0:36

1-10-TEN 25	(:36) D.Henry left guard to TEN 33 for 8 yards (B.Okereke).	
-------------	---	--

END OF QUARTER

	Score	Time Poss	First Downs				Efficiencies	
			R	P	X	T	3 Down	4 Down
Indianapolis Colts	3	9:26	4	3	0	7	0/3	1/2
Tennessee Titans	7	5:34	0	4	0	4	1/2	0/0

## Second Quarter

11/12/2020

## Play By Play

Tennessee Titans continued.

2-2-TEN 33	(15:00) D.Henry right end to TEN 33 for no gain (T.Lewis, A.Walker).	
3-2-TEN 33	(14:15) (Shotgun) R.Tannehill pass short middle to A.Firkser to TEN 38 for 5 yards (B.Okereke).	P5
<u>1-10-TEN 38</u>	(13:39) R.Tannehill sacked at TEN 30 for -8 yards (G.Stewart).	
	PENALTY on IND-T.Carrie, Defensive Holding, 5 yards, enforced at TEN 38 - No Play.	X6
<u>1-10-TEN 43</u>	(13:18) D.Henry right end pushed ob at IND 37 for 20 yards (K.Willis).	R7
<u>1-10-IND 37</u>	(12:40) R.Tannehill pass incomplete short right to C.Davis [D.Buckner].	
2-10-IND 37	(12:35) D.Henry left guard to IND 35 for 2 yards (T.Stallworth; D.Leonard).	
3-8-IND 35	(11:57) (Shotgun) R.Tannehill pass short right to C.Batson to IND 32 for 3 yards (K.Willis).	
4-5-IND 32	(11:17) S.Gostkowski 50 yard field goal is GOOD, Center-M.Overton, Holder-T.Daniel.	

IND 3 TEN 10, 8 plays, 43 yards, 1 penalty, 4:24 drive, 3:48 elapsed

S.Gostkowski kicks 69 yards from TEN 35 to IND -4. I.Rodgers to IND 20 for 24 yards (K.Blasingame).

Indianapolis Colts at 11:12, (1st play from scrimmage 11:07)

1-10-IND 20	(11:07) (Shotgun) P.Rivers pass short right to N.Hines to IND 31 for 11 yards (K.Byard).	P8
<u>1-10-IND 31</u>	(10:27) (Shotgun) P.Rivers pass incomplete short right to N.Hines (J.Brown, T.Tart).	
2-10-IND 31	(10:23) (Shotgun) N.Hines left tackle to IND 39 for 8 yards (R.Evans, J.Crawford).	
3-2-IND 39	(9:59) (No Huddle, Shotgun) P.Rivers pass deep left to M.Pittman to TEN 31 for 30 yards (K.Vaccaro).	P9
<u>1-10-TEN 31</u>	(9:20) (No Huddle, Shotgun) P.Rivers pass incomplete short left to M.Alie-Cox (J.Simmons).	
2-10-TEN 31	(9:16) (Shotgun) P.Rivers pass short left to J.Taylor to TEN 17 for 14 yards (J.Crawford, K.Byard).	P10
<u>1-10-TEN 17</u>	(8:40) (Shotgun) J.Taylor left end to TEN 13 for 4 yards (M.Butler, J.Brown).	
2-6-TEN 13	(7:55) (Shotgun) P.Rivers pass short left to N.Hines for 13 yards, TOUCHDOWN. The Replay Official reviewed the runner broke the plane ruling, and the play was Upheld. The ruling on the field stands. R.Blankenship extra point is GOOD, Center-L.Rhodes, Holder-R.Sanchez.	P11

IND 10 TEN 10, 8 plays, 80 yards, 3:23 drive, 7:11 elapsed

R.Sanchez kicks 65 yards from IND 35 to end zone, Touchback.

Tennessee Titans at 7:49

1-10-TEN 25	(7:49) R.Tannehill pass short left to D.Henry to TEN 31 for 6 yards (G.Stewart).	
2-4-TEN 31	(7:05) D.Henry right end to TEN 39 for 8 yards (G.Stewart, D.Leonard).	R8
<u>1-10-TEN 39</u>	(6:20) R.Tannehill pass incomplete short left to D.Henry.	
2-10-TEN 39	(6:16) (Shotgun) D.Henry right tackle to TEN 44 for 5 yards (D.Buckner).	
	PENALTY on IND-D.Buckner, Defensive Offside, 5 yards, enforced at TEN 39 - No Play.	
2-5-TEN 44	(6:04) (Shotgun) D.Henry up the middle to TEN 48 for 4 yards (A.Muhammad; D.Leonard). TEN-R.Saffold III was injured during the play.	
	PENALTY on IND-D.Autry, Defensive Offside, 5 yards, enforced at TEN 44 - No Play.	X9
<u>1-10-TEN 49</u>	(5:50) (Shotgun) R.Tannehill pass incomplete short left to A.Brown (X.Rhodes).	
2-10-TEN 49	(5:46) D.Henry right tackle pushed ob at IND 35 for 16 yards (K.Willis).	R10
<u>1-10-IND 35</u>	(5:10) (Shotgun) R.Tannehill pass deep left to C.Davis to IND 17 for 18 yards (R.Ya-Sin).	P11
<u>1-10-IND 17</u>	(4:26) D.Henry right end to IND 18 for -1 yards (T.Lewis).	
2-11-IND 18	(3:42) (Shotgun) R.Tannehill pass incomplete deep right to C.Batson.	
	PENALTY on IND-R.Ya-Sin, Defensive Pass Interference, 17 yards, enforced at IND 18 - No Play.	X12
<u>1-1-IND 1</u>	(3:38) D.Henry up the middle to IND 2 for -1 yards (G.Stewart).	
2-2-IND 2	(3:06) (Shotgun) R.Tannehill pass incomplete short middle to A.Brown (J.Blackmon) [D.Buckner].	
	PENALTY on IND-T.Lewis, Roughing the Passer, 1 yard, enforced at IND 2 - No Play.	X13
<u>1-1-IND 1</u>	(2:58) J.Smith left end for 1 yard, TOUCHDOWN. S.Gostkowski extra point is GOOD, Center-M.Overton, Holder-T.Daniel.	R14

IND 10 TEN 17, 9 plays, 75 yards, 4 penalties, 4:55 drive, 12:06 elapsed

S.Gostkowski kicks 61 yards from TEN 35 to IND 4. I.Rodgers to IND 24 for 20 yards (K.Raymond; J.Kalu).

Indianapolis Colts at 2:54, (1st play from scrimmage 2:47)

1-10-IND 24	(2:47) (Shotgun) P.Rivers pass short right to T.Hilton to IND 35 for 11 yards (J.Brown).	P12
<u>1-10-IND 35</u>	(2:26) (No Huddle, Shotgun) N.Hines left guard to IND 38 for 3 yards (J.Clowney).	

Two-Minute Warning

2-7-IND 38	(2:00) (Shotgun) P.Rivers pass short right to Z.Pascal to IND 41 for 3 yards (J.Brown).	
------------	---	--

Indianapolis Colts vs Tennessee Titans at Nissan Stadium

- 3-4-IND 41 (1:22) (Shotgun) P.Rivers pass deep left to D.Harris to TEN 38 for 21 yards (D.King). P13
- 1-10-TEN 38 (:55) (No Huddle, Shotgun) P.Rivers pass short middle to N.Hines to TEN 30 for 8 yards (K.Vaccaro).  
Timeout #2 by IND at 00:46.
- 2-2-TEN 30 (:46) (Shotgun) P.Rivers pass incomplete short left [J.Crawford].
- 3-2-TEN 30 (:40) (Shotgun) P.Rivers pass short left to T.Hilton ran ob at TEN 22 for 8 yards (M.Butler). P14
- 1-10-TEN 22 (:36) (Shotgun) P.Rivers pass incomplete deep right to T.Hilton.
- 2-10-TEN 22 (:30) (Shotgun) P.Rivers pass short left to N.Hines to TEN 11 for 11 yards (A.Hooker). P15  
Timeout #3 by IND at 00:21.
- 1-10-TEN 11 (:21) (Shotgun) P.Rivers pass short left to N.Hines pushed ob at TEN 9 for 2 yards (K.Vaccaro).
- 2-8-TEN 9 (:16) (Shotgun) P.Rivers sacked at TEN 20 for -11 yards (D.Jones).
- 3-19-TEN 20 (:02) P.Rivers spiked the ball to stop the clock.
- 4-19-TEN 20 (:01) (Field Goal formation) PENALTY on IND-C.Green, False Start, 5 yards, enforced at TEN 20 - No Play.
- 4-24-TEN 25 (:01) R.Blankenship 43 yard field goal is GOOD, Center-L.Rhodes, Holder-R.Sanchez.  
Penalty on TEN-J.Kalu, Defensive Offside, declined.

IND 13 TEN 17, 13 plays, 51 yards, 2:54 drive, 15:00 elapsed

END OF QUARTER	Score	Time Poss	First Downs				Efficiencies	
			R	P	X	T	3 Down	4 Down
Indianapolis Colts	13	6:17	0	8	0	8	3/4	0/0
Tennessee Titans	17	8:43	4	2	4	10	1/2	0/0

## Third Quarter

11/12/2020

## Play By Play

IND elects to Receive, and TEN elects to defend the South goal.

S.Gostkowski kicks 62 yards from TEN 35 to IND 3. I.Rodgers to IND 26 for 23 yards (D.Long Jr.).

Indianapolis Colts at 15:00, (1st play from scrimmage 14:55)

1-10-IND 26	(14:55) (Shotgun) P.Rivers pass short left to T.Burton to IND 40 for 14 yards (J.Brown; K.Vaccaro).	P16
<u>1-10-IND 40</u>	(14:21) N.Hines left end to TEN 46 for 14 yards (K.Vaccaro, M.Butler).	R17
<u>1-10-TEN 46</u>	(13:42) N.Hines left end pushed ob at TEN 33 for 13 yards (H.Landry III).	R18
<u>1-10-TEN 33</u>	(13:12) (No Huddle) N.Hines right end to TEN 36 for -3 yards (J.Clowney).	
2-13-TEN 36	(12:32) (Shotgun) P.Rivers pass incomplete deep left to M.Johnson (M.Butler).	
3-13-TEN 36	(12:25) (Shotgun) P.Rivers pass short middle to M.Alie-Cox to TEN 25 for 11 yards (J.Brown).	
4-2-TEN 25	(11:40) (Shotgun) P.Rivers pass short right to Z.Pascal pushed ob at TEN 16 for 9 yards (K.Byard).	P19
<u>1-10-TEN 16</u>	(11:16) (No Huddle, Shotgun) P.Rivers pass short right to M.Alie-Cox to TEN 14 for 2 yards (B.Borders).	
2-8-TEN 14	(10:34) J.Taylor up the middle to TEN 14 for no gain (D.Jones).	
3-8-TEN 14	(9:55) (Shotgun) P.Rivers pass short right to M.Pittman to TEN 7 for 7 yards (B.Borders).	
4-1-TEN 7	(9:34) (No Huddle, Shotgun) J.Taylor up the middle to TEN 5 for 2 yards (H.Landry III; R.Evans).	R20
<u>1-5-TEN 5</u>	(9:09) (No Huddle, Shotgun) P.Rivers pass short left to T.Burton to TEN 4 for 1 yard (M.Butler).	
2-4-TEN 4	(8:31) (Shotgun) P.Rivers pass short middle to Z.Pascal for 4 yards, TOUCHDOWN. The Replay Official reviewed the runner broke the plane ruling, and the play was REVERSED.	
3-1-TEN 1	(Shotgun) P.Rivers pass short middle to Z.Pascal to TEN 1 for 3 yards (J.Crawford).	
3-1-TEN 1	(8:13) (Shotgun) J.Taylor left guard to TEN 1 for no gain (K.Vaccaro, K.Byard).	
4-1-TEN 1	(7:29) (Shotgun) J.Wilkins right guard to TEN 1 for no gain (R.Evans).	

Tennessee Titans at 7:24

1-10-TEN 1	(7:24) D.Henry up the middle to TEN 6 for 5 yards (A.Walker; G.Stewart).	
2-5-TEN 6	(6:49) (Shotgun) D.Henry left tackle to TEN 11 for 5 yards (D.Leonard).	R15
<u>1-10-TEN 11</u>	(6:11) D.Henry left end to TEN 20 for 9 yards (D.Buckner).	
2-1-TEN 20	(5:35) (Shotgun) D.Foreman up the middle to TEN 20 for no gain (D.Autry; D.Buckner).	
3-1-TEN 20	(4:53) R.Tannehill sacked at TEN 10 for -10 yards (D.Autry).	
4-11-TEN 10	(4:14) T.Daniel punts 17 yards to TEN 27, Center-M.Overton, out of bounds.	

Indianapolis Colts at 4:09

1-10-TEN 27	(4:09) (Shotgun) N.Hines up the middle to TEN 23 for 4 yards (R.Evans, K.Vaccaro).	
2-6-TEN 23	(3:32) M.Pittman right end to TEN 2 for 21 yards (M.Butler).	R21
<u>1-2-TEN 2</u>	(3:00) (Shotgun) P.Rivers pass incomplete short left.	
2-2-TEN 2	(2:55) (Shotgun) N.Hines left guard for 2 yards, TOUCHDOWN. R.Blankenship extra point is GOOD, Center-L.Rhodes, Holder-R.Sanchez.	R22

IND 20 TEN 17, 4 plays, 27 yards, 1:18 drive, 12:09 elapsed

R.Sanchez kicks 65 yards from IND 35 to end zone, Touchback.

Tennessee Titans at 2:51

1-10-TEN 25	(2:51) R.Tannehill pass incomplete deep right to J.Smith.	
2-10-TEN 25	(2:46) (Shotgun) D.Henry left tackle to TEN 26 for 1 yard (X.Rhodes; D.Leonard).	
3-9-TEN 26	(2:01) (Shotgun) R.Tannehill pass incomplete short middle to A.Firkser (B.Okereke).	
4-9-TEN 26	(1:57) T.Daniel punt is BLOCKED by E.Speed, Center-M.Overton, RECOVERED by IND-T.Carrie at TEN 6. T.Carrie for 6 yards, TOUCHDOWN.	

Indianapolis Colts at 1:52

R.Blankenship extra point is GOOD, Center-L.Rhodes, Holder-R.Sanchez.

IND 27 TEN 17, 0 plays, 6 yards, 0:00 drive, 13:08 elapsed

R.Sanchez kicks 68 yards from IND 35 to TEN -3. C.Batson to TEN 22 for 25 yards (C.Marsh).

Tennessee Titans at 1:52, (1st play from scrimmage 1:48)

1-10-TEN 22	(1:48) D.Henry right guard to TEN 25 for 3 yards (G.Stewart; D.Autry).	
2-7-TEN 25	(1:14) (Shotgun) R.Tannehill pass short middle to J.Smith to TEN 31 for 6 yards (A.Walker, T.Carrie) [J.Houston].	
3-1-TEN 31	(:32) (Shotgun) D.Henry left guard to TEN 40 for 9 yards (A.Walker).	R16

END OF QUARTER

	Score	Time Poss	First Downs				Efficiencies	
			R	P	X	T	3 Down	4 Down
Indianapolis Colts	27	8:54	5	2	0	7	0/3	2/3
Tennessee Titans	17	6:06	2	0	0	2	1/3	0/0



## Tennessee Titans continued.

<u>1-10-TEN 40</u>	(15:00) D.Henry right tackle to IND 48 for 12 yards (K.Willis; J.Blackmon).	R17
<u>1-10-IND 48</u>	(14:21) D.Henry right tackle to IND 42 for 6 yards (D.Buckner, A.Walker).	
2-4-IND 42	(13:41) (Shotgun) R.Tannehill pass short left to C.Batson ran ob at IND 37 for 5 yards.	P18
<u>1-10-IND 37</u>	(13:09) R.Tannehill scrambles left tackle pushed ob at IND 33 for 4 yards (D.Leonard).	
	PENALTY on IND-D.Leonard, Unnecessary Roughness, 15 yards, enforced at IND 33.	X19
<u>1-10-IND 18</u>	(12:47) R.Tannehill pass incomplete short right to J.Smith (T.Carrie).	
2-10-IND 18	(12:43) D.Henry right tackle to IND 7 for 11 yards (D.Leonard).	
	PENALTY on TEN-N.Davis, Offensive Holding, 10 yards, enforced at IND 16.	
2-18-IND 26	(12:23) (Shotgun) R.Tannehill pass incomplete short right to A.Brown.	
3-18-IND 26	(12:18) (Shotgun) R.Tannehill pass incomplete short middle to A.Firkser.	
4-18-IND 26	(12:15) S.Gostkowski 44 yard field goal is No Good, Wide Right, Center-M.Overton, Holder-T.Daniel.	

## Indianapolis Colts at 12:11

1-10-IND 34	(12:11) D.Harris left end to IND 31 for -3 yards (R.Evans).	
	PENALTY on TEN-R.Evans, Face Mask (15 Yards), 15 yards, enforced at IND 34 - No Play.	X23
<u>1-10-IND 49</u>	(11:44) (Shotgun) P.Rivers pass short right to M.Pittman to TEN 11 for 40 yards (K.Byard).	P24
<u>1-10-TEN 11</u>	(10:56) N.Hines up the middle to TEN 8 for 3 yards (D.Jones, J.Crawford).	
2-7-TEN 8	(10:12) (Shotgun) P.Rivers pass short middle to M.Pittman to TEN 2 for 6 yards (J.Brown).	
	Timeout #1 by IND at 09:25.	
3-1-TEN 2	(9:25) J.Brissett up the middle for 2 yards, TOUCHDOWN.	R25
	R.Blankenship extra point is GOOD, Center-L.Rhodes, Holder-R.Sanchez.	

IND 34 TEN 17, 4 plays, 66 yards, 1 penalty, 2:50 drive, 5:39 elapsed
---

R.Sanchez kicks 65 yards from IND 35 to end zone, Touchback.

## Tennessee Titans at 9:21

1-10-TEN 25	(9:21) (Shotgun) R.Tannehill pass short right to C.Davis to TEN 32 for 7 yards (R.Ya-Sin, D.Leonard).	
2-3-TEN 32	(8:56) (No Huddle, Shotgun) R.Tannehill pass short right to C.Davis pushed ob at TEN 36 for 4 yards (R.Ya-Sin).	P20
<u>1-10-TEN 36</u>	(8:42) (No Huddle, Shotgun) R.Tannehill pass short right to J.McNichols pushed ob at TEN 44 for 8 yards (B.Okereke).	
2-2-TEN 44	(8:26) (No Huddle, Shotgun) J.McNichols up the middle to IND 40 for 16 yards (J.Blackmon).	R21
<u>1-10-IND 40</u>	(8:03) (No Huddle, Shotgun) J.McNichols right guard to IND 37 for 3 yards (K.Willis).	
2-7-IND 37	(7:44) (No Huddle, Shotgun) R.Tannehill pass deep right to C.Davis ran ob at IND 19 for 18 yards [D.Buckner].	P22
<u>1-10-IND 19</u>	(7:26) (No Huddle) J.McNichols left tackle to IND 12 for 7 yards (J.Blackmon).	
2-3-IND 12	(7:02) (No Huddle, Shotgun) R.Tannehill pass incomplete short right to N.Westbrook-Ikhine.	
3-3-IND 12	(6:59) (Shotgun) R.Tannehill pass incomplete short right to J.Smith (T.Carrie).	
4-3-IND 12	(6:57) (Shotgun) R.Tannehill pass incomplete short right to J.Smith.	

## Indianapolis Colts at 6:52

1-10-IND 12	(6:52) J.Wilkins up the middle to IND 14 for 2 yards (K.Vaccaro; D.Long Jr.).	
2-8-IND 14	(6:07) J.Wilkins left end to IND 32 for 18 yards (K.Byard).	R26
<u>1-10-IND 32</u>	(5:20) J.Wilkins up the middle to IND 36 for 4 yards (H.Landry III).	
2-6-IND 36	(4:36) J.Wilkins right tackle to IND 34 for -2 yards (H.Landry III).	
3-8-IND 34	(3:55) (Shotgun) P.Rivers pass short right to M.Pittman to IND 40 for 6 yards (D.Long Jr.).	
4-2-IND 40	(3:09) R.Sanchez punts 46 yards to TEN 14, Center-L.Rhodes. K.Raymond to TEN 16 for 2 yards (I.Rodgers).	

## Tennessee Titans at 3:01

1-10-TEN 16	(3:01) D.Foreman left tackle to TEN 18 for 2 yards (D.Buckner).	
2-8-TEN 18	(2:20) (Shotgun) D.Foreman up the middle to TEN 26 for 8 yards (D.Buckner; D.Leonard).	R23
	PENALTY on IND-A.Muhammad, Disqualification, 15 yards, enforced at TEN 26.	X24
<u>1-10-TEN 41</u>	(2:12) D.Foreman right guard to TEN 43 for 2 yards (T.Wilson, S.Day).	

## Two-Minute Warning

2-8-TEN 43	(2:00) D.Foreman left end to TEN 42 for -1 yards (T.Lewis).	
3-9-TEN 42	(1:18) (Shotgun) D.Foreman up the middle to TEN 49 for 7 yards (C.Marsh).	
4-2-TEN 49	(:41) (Shotgun) PENALTY on IND-T.Lewis, Neutral Zone Infraction, 5 yards, enforced at TEN 49 - No Play.	X25

Indianapolis Colts vs Tennessee Titans at Nissan Stadium

1-10-IND 46 (:41) (Shotgun) D.Foreman left tackle to IND 46 for no gain (I.Rodgers).

END OF QUARTER

	Score	Time Poss	First Downs				Efficiencies	
			R	P	X	T	3 Down	4 Down
Indianapolis Colts	34	6:41	2	1	1	4	1/2	0/0
Tennessee Titans	17	8:19	3	3	3	9	0/3	0/1

# Miscellaneous Statistics Report

Indianapolis Colts vs Tennessee Titans  
11/12/2020 at Nissan Stadium

## Ten Longest Plays for Indianapolis Colts

Yards	Qtr	Play Start	Play Description
40	4	1-10-IND 49	(11:44) (Shotgun) P.Rivers pass short right to M.Pittman to TEN 11 for 40 yards (K.Byard).
30	2	3-2-IND 39	(9:59) (No Huddle, Shotgun) P.Rivers pass deep left to M.Pittman to TEN 31 for 30 yards (K.Vaccaro).
21	2	3-4-IND 41	(1:22) (Shotgun) P.Rivers pass deep left to D.Harris to TEN 38 for 21 yards (D.King).
21	3	2-6-TEN 23	(3:32) M.Pittman right end to TEN 2 for 21 yards (M.Butler).
18	1	1-10-TEN 31	(1:57) (Shotgun) P.Rivers pass short right to Z.Pascal to TEN 13 for 18 yards (R.Evans).
18	4	2-8-IND 14	(6:07) J.Wilkins left end to IND 32 for 18 yards (K.Byard).
14	2	2-10-TEN 31	(9:16) (Shotgun) P.Rivers pass short left to J.Taylor to TEN 17 for 14 yards (J.Crawford, K.Byard).
14	3	1-10-IND 26	(14:55) (Shotgun) P.Rivers pass short left to T.Burton to IND 40 for 14 yards (J.Brown; K.Vaccaro).
14	3	1-10-IND 40	(14:21) N.Hines left end to TEN 46 for 14 yards (K.Vaccaro, M.Butler).
13	2	2-6-TEN 13	(7:55) (Shotgun) P.Rivers pass short left to N.Hines for 13 yards, TOUCHDOWN. The Replay Official reviewed the runner broke the plane ruling, and the play was Upheld. The ruling on the field stands.

## Ten Longest Plays for Tennessee Titans

Yards	Qtr	Play Start	Play Description
23	4	2-8-TEN 18	(2:20) (Shotgun) D.Foreman up the middle to TEN 26 for 8 yards (D.Buckner; D.Leonard).
21	1	1-10-TEN 46	(14:23) R.Tannehill pass short middle to A.Brown to IND 33 for 21 yards (X.Rhodes, K.Willis). IND-X.Rhodes was injured
20	1	3-2-IND 25	(12:37) (Shotgun) R.Tannehill pass short right to C.Davis to IND 5 for 20 yards (K.Willis; R.Ya-Sin).
20	2	1-10-TEN 43	(13:18) D.Henry right end pushed ob at IND 37 for 20 yards (K.Willis).
19	4	1-10-IND 37	(13:09) R.Tannehill scrambles left tackle pushed ob at IND 33 for 4 yards (D.Leonard).
18	2	1-10-IND 35	(5:10) (Shotgun) R.Tannehill pass deep left to C.Davis to IND 17 for 18 yards (R.Ya-Sin).
18	4	2-7-IND 37	(7:44) (No Huddle, Shotgun) R.Tannehill pass deep right to C.Davis ran ob at IND 19 for 18 yards [D.Buckner].
16	2	2-10-TEN 49	(5:46) D.Henry right tackle pushed ob at IND 35 for 16 yards (K.Willis).
16	4	2-2-TEN 44	(8:26) (No Huddle, Shotgun) J.McNichols up the middle to IND 40 for 16 yards (J.Blackmon).
13	1	1-10-TEN 33	(14:53) R.Tannehill pass short right to K.Blasingame pushed ob at TEN 46 for 13 yards (X.Rhodes).

## Touchdown Scoring Information

		Offense	Defense	Special Teams
VISITOR	Indianapolis Colts	3	0	1
HOME	Tennessee Titans	2	0	0

## Player Scoring Information

Club	Player	TD	Rush TD	Rec TD	KO TD	Punt TD	Int TD	Fum TD	Misc TD	FG	XP	2Pt Rush	2Pt Rec	Sfty	Points
IND	N.Hines	0	1	1	0	0	0	0	0	0	0	0	0	0	12
IND	R.Blankenship	0	0	0	0	0	0	0	0	2	4	0	0	0	10
IND	J.Brissett	0	1	0	0	0	0	0	0	0	0	0	0	0	6
IND	T.Carrie	0	0	0	0	0	0	0	1	0	0	0	0	0	6
TEN	J.Smith	0	1	0	0	0	0	0	0	0	0	0	0	0	6
TEN	D.Foreman	0	0	1	0	0	0	0	0	0	0	0	0	0	6
TEN	S.Gostkowski	0	0	0	0	0	0	0	0	1	2	0	0	0	5

## Possession Detail

	First Half		Second Half		Game	
	Visitor	Home	Visitor	Home	Visitor	Home
Largest Lead	0	7	17	0	17	7
Drives Leading	0	2	2	1	2	3
Time of Possession Leading	0:00	6:12	6:41	3:15	6:41	9:27
Largest Deficit	-7	0	0	-17	-7	-17
Drives Trailing	4	0	2	4	6	4
Time of Possession Trailing	15:43	0:00	8:54	11:10	24:37	11:10
Times Score Tied Up		1		0		1
Lead Changes		2		1		3

# Playtime Percentage

*Percent of playtime per player on offense, defense and special teams*

Indianapolis Colts					Tennessee Titans				
		Offense	Defense	Special Teams			Offense	Defense	Special Teams
A Castonzo	T	70 100%		6 25%	T Sambrailo	T	65 100%		4 17%
M Glowinski	G	70 100%		6 25%	N Davis	G	65 100%		4 17%
Q Nelson	G	70 100%		6 25%	D Kelly	T	59 91%		4 17%
B Smith	G	70 100%		6 25%	R Tannehill	QB	59 91%		
R Kelly	C	70 100%			B Jones	C	55 85%		
P Rivers	QB	69 99%			A Brown	WR	49 75%		
M Pittman	WR	57 81%			J Smith	TE	47 72%		
T Hilton	WR	47 67%			C Davis	WR	40 62%		
Z Pascal	WR	47 67%			D Henry	RB	38 58%		
M Alie-Cox	TE	46 66%			G Swaim	TE	36 55%		17 71%
N Hines	RB	39 56%		3 12%	J Douglas	G	36 55%		4 17%
T Burton	TE	37 53%		1 4%	R Saffold	G	33 51%		2 8%
M Johnson	WR	18 26%		3 12%	C Batson	WR	24 37%		6 25%
J Taylor	RB	17 24%			A Firkser	TE	22 34%		6 25%
N Togiaï	TE	16 23%		1 4%	J McNichols	RB	17 26%		6 25%
J Wilkins	RB	14 20%		5 21%	K Raymond	WR	16 25%		7 29%
D Harris	WR	9 13%		6 25%	K Blasingame	FB	14 22%		11 46%
D Pinter	G	3 4%			N Westbrook	WR	9 14%		6 25%
J Brissett	QB	1 1%			D Quessenberry	G	9 14%		4 17%
D Leonard	LB		61 94%	4 17%	D Foreman	RB	9 14%		
K Willis	SS		61 94%	1 4%	A Brewer	C	7 11%		
J Blackmon	FS		60 92%		L Woodside	QB	6 9%		
X Rhodes	CB		55 85%		B Borders	CB		70 100%	6 25%
B Okereke	LB		54 83%	7 29%	K Byard	FS		70 100%	
D Buckner	DE		47 72%	10 42%	M Butler	CB		67 96%	
R Ya-Sin	CB		44 68%	5 21%	K Vaccaro	SS		66 94%	
A Walker	LB		39 60%	6 25%	J Brown	LB		65 93%	1 4%
D Autry	DE		37 57%		H Landry	LB		64 91%	
J Houston	DE		36 55%		R Evans	LB		62 89%	
G Stewart	NT		34 52%	10 42%	J Simmons	DT		57 81%	7 29%
A Muhammad	DE		34 52%	7 29%	D Jones	NT		55 79%	9 38%
K Moore	CB		33 51%	7 29%	J Clowney	DE		52 74%	
T Carrie	CB		32 49%	15 62%	D King	CB		48 69%	
T Lewis	DE		30 46%	2 8%	J Crawford	DT		32 46%	11 46%
T Stallworth	DT		18 28%	7 29%	A Hooker	FS		18 26%	20 83%
S Day	DT		18 28%		T Tart	DT		17 24%	5 21%
C Marsh	DE		7 11%	13 54%	D Roberson	LB		11 16%	11 46%
G Odum	FS		5 8%	15 62%	C Jackson	CB		8 11%	4 17%
T Wilson	SS		5 8%	13 54%	D Long	LB		5 7%	14 58%
I Rodgers	CB		4 6%	12 50%	L Murchison	DT		3 4%	
Z Franklin	LB		1 2%	18 75%	D Bates	LB			20 83%
J Glasgow	LB			18 75%	N Dzubnar	LB			20 83%
E Speed	LB			13 54%	J Kalu	CB			19 79%
R Sanchez	P			13 54%	C Milton	CB			14 58%
L Rhodes	LS			7 29%					

L Clark	T	6	25%	S Gostkowski	K	8	33%
C Green	T	6	25%	M Overton	LS	7	29%
R Blankenship	K	6	25%	T Daniel	P	7	29%

# 2020 TENNESSEE TITANS REGULAR SEASON STATISTICS

Won 6, Lost 3

Date	W-L	Score	OT	Opponent	Attendance
09/14	W	16-14		at Denver	
09/20	W	33-30		Jacksonville	
09/27	W	31-30		at Minnesota	
10/13	W	42-16		Buffalo	8,403
10/18	W	42-36	OT	Houston	10,166
10/25	L	24-27		Pittsburgh	10,355
11/01	L	20-31		at Cincinnati	9,712
11/08	W	24-17		Chicago	13,871
11/12	L	17-34		Indianapolis	13,949
11/22				at Baltimore	
11/29				at Indianapolis	
12/06				Cleveland	
12/13				at Jacksonville	
12/20				Detroit	
12/27				at Green Bay	
01/03				at Houston	

Statistic	Tenn.	Opp.
<b>Total First Downs</b>	<b>206</b>	<b>217</b>
Rushing	71	64
Passing	113	138
Penalty	22	15
3rd Down: Made/Att	48/107	66/124
3rd Down Pct.	44.9	53.2
4th Down: Made/Att	4/6	11/16
4th Down Pct.	66.7	68.8
<b>Possession Avg.</b>	<b>27:52</b>	<b>32:08</b>
<b>Total Net Yards</b>	<b>3371</b>	<b>3583</b>
Avg. Per Game	374.6	398.1
Total Plays	573	618
Avg. Per Play	5.9	5.8
<b>Net Yards Rushing</b>	<b>1338</b>	<b>1086</b>
Avg. Per Game	148.7	120.7
Total Rushes	278	241
<b>Net Yards Passing</b>	<b>2033</b>	<b>2497</b>
Avg. Per Game	225.9	277.4
Sacked/Yards Lost	13/95	11/89
Gross Yards	2128	2586
Att./Completions	282/182	366/248
Completion Pct.	64.5	67.8
Had Intercepted	3	9
<b>Punts/Average</b>	<b>31/46.2</b>	<b>28/48.8</b>
Net Punting Avg.	31/39.1	28/42.3
<b>Penalties/Yards</b>	<b>49/459</b>	<b>59/460</b>
<b>Fumbles/Ball Lost</b>	<b>4/1</b>	<b>16/5</b>
<b>Touchdowns</b>	<b>31</b>	<b>30</b>
Rushing	10	9
Passing	20	20
Returns	1	1

Score By Periods	Q1	Q2	Q3	Q4	OT	PTS
<b>Team</b>	<b>51</b>	<b>72</b>	<b>46</b>	<b>74</b>	<b>6</b>	<b>249</b>
<b>Opponents</b>	<b>41</b>	<b>67</b>	<b>44</b>	<b>83</b>	<b>0</b>	<b>235</b>

Scoring	TD	Rush	Rec	Ret	K-PAT	FG	S	PTS
Gostkowski	0	0	0	0	25/27	12/20	0	61
Henry	8	8	0	0			0	48
J. Smith	7	1	6	0			0	42
A. Brown	6	0	6	0			0	36
C. Davis	3	0	3	0			0	18
Humphries	2	0	2	0			0	12
Firkser	1	0	1	0			0	6
Foreman	1	0	1	0			0	6
King	1	0	0	1			0	6
Pruitt	1	0	1	0			0	6
Tannehill	1	1	0	0			0	6
Westbrook	0	0	0	0			0	2
<b>Team</b>	<b>31</b>	<b>10</b>	<b>20</b>	<b>1</b>	<b>25/27</b>	<b>12/20</b>	<b>0</b>	<b>249</b>
<b>Opponents</b>	<b>30</b>	<b>9</b>	<b>20</b>	<b>1</b>	<b>25/27</b>	<b>10/11</b>	<b>0</b>	<b>235</b>

**2-Pt Conv:** Westbrook, TM 1-3, OPP 0-3

**Sacks:** Landry 2.5, D. Jones 2, Simmons 2, J. Brown 1, Crawford 1, Fulton 1, Vaccaro 1, R. Evans 0.5, **TM 11, OPP 13**

**FUM/Lost:** Tannehill 3/1, Brinkley 1/0

Passing	Att	Cmp	Yds	Cmp%	Yds/Att	TD	TD%	Int	Int%	Long	Sack/Lost	Rating
Tannehill	281	182	2128	64.8	7.57	20	7.1	3	1.1	73t	12/95	106.9
Kern	1	0	0	0.0	0.00	0	0.0	0	0.0	---	0/0	39.6
Humphries	0	0	0	---	---	0	---	0	---	---	1/0	---
<b>Team</b>	<b>282</b>	<b>182</b>	<b>2128</b>	<b>64.5</b>	<b>7.55</b>	<b>20</b>	<b>7.1</b>	<b>3</b>	<b>1.1</b>	<b>73t</b>	<b>13/95</b>	<b>106.5</b>
<b>Opponents</b>	<b>366</b>	<b>248</b>	<b>2586</b>	<b>67.8</b>	<b>7.07</b>	<b>20</b>	<b>5.5</b>	<b>9</b>	<b>2.5</b>	<b>71t</b>	<b>11/89</b>	<b>96.0</b>

Rushing	No.	Yds	Avg	Long	TD
Henry	201	946	4.7	94t	8
McNichols	26	173	6.7	20	0
Tannehill	24	114	4.8	23	1
Foreman	17	66	3.9	15	0
D. Evans	5	21	4.2	9	0
Batson	1	11	11.0	11	0
Perry	2	9	4.5	6	0
J. Smith	1	1	1.0	1t	1
Humphries	0	0	---	---	0
Raymond	1	-3	-3.0	-3	0
<b>Team</b>	<b>278</b>	<b>1338</b>	<b>4.8</b>	<b>94t</b>	<b>10</b>
<b>Opponents</b>	<b>241</b>	<b>1086</b>	<b>4.5</b>	<b>39t</b>	<b>9</b>

Receiving	No.	Yds	Avg	Long	TD
C. Davis	34	436	12.8	38	3
A. Brown	32	478	14.9	73t	6
J. Smith	26	318	12.2	63	6
Firkser	25	249	10.0	45	1
Humphries	22	219	10.0	23	2
Henry	11	87	7.9	53	0
Raymond	9	187	20.8	61	0
Batson	6	53	8.8	18	0
McNichols	5	27	5.4	9	0
Blasingame	3	23	7.7	13	0
Pruitt	3	17	5.7	10	1
Swaim	2	10	5.0	8	0
Hollister	1	12	12.0	12	0
Westbrook	1	7	7.0	7	0
Foreman	1	5	5.0	5t	1
Tannehill	1	0	0.0	0	0
<b>Team</b>	<b>182</b>	<b>2128</b>	<b>11.7</b>	<b>73t</b>	<b>20</b>
<b>Opponents</b>	<b>248</b>	<b>2586</b>	<b>10.4</b>	<b>71t</b>	<b>20</b>

Interceptions	No.	Yds	Avg	Long	TD
Butler	2	97	48.5	68	0
Hooker	2	3	1.5	3	0
Fulton	1	44	44.0	44	0
Cruikshank	1	13	13.0	13	0
Joseph	1	5	5.0	5	0
J. Brown	1	0	0.0	0	0
Landry	1	0	0.0	0	0
T. Smith	0	5	---	5	0
<b>Team</b>	<b>9</b>	<b>167</b>	<b>18.6</b>	<b>68</b>	<b>0</b>
<b>Opponents</b>	<b>3</b>	<b>16</b>	<b>5.3</b>	<b>16</b>	<b>0</b>

Punting	No.	Yds	Avg	Net	TB	In	Lg	B
Kern	20	965	48.3	41.4	2	11	66	0
Allen	8	404	50.5	40.0	1	0	65	0
Daniel	2	64	32.0	21.3	0	0	47	1
<b>Team</b>	<b>31</b>	<b>1433</b>	<b>46.2</b>	<b>39.1</b>	<b>3</b>	<b>11</b>	<b>66</b>	<b>1</b>
<b>Opponents</b>	<b>28</b>	<b>1367</b>	<b>48.8</b>	<b>42.3</b>	<b>2</b>	<b>14</b>	<b>71</b>	<b>0</b>

Punt Returns	Ret	FC	Yds	Avg	Long	TD
Raymond	17	5	143	8.4	40	0
<b>Team</b>	<b>17</b>	<b>5</b>	<b>143</b>	<b>8.4</b>	<b>40</b>	<b>0</b>
<b>Opponents</b>	<b>14</b>	<b>8</b>	<b>162</b>	<b>11.6</b>	<b>57</b>	<b>0</b>

Kickoff Returns	No.	Yds	Avg	Long	TD
Raymond	15	275	18.3	30	0
Batson	3	83	27.7	35	0
Blasingame	1	11	11.0	11	0
Kalu	1	2	2.0	2	0
<b>Team</b>	<b>20</b>	<b>371</b>	<b>18.6</b>	<b>35</b>	<b>0</b>
<b>Opponents</b>	<b>22</b>	<b>458</b>	<b>20.8</b>	<b>49</b>	<b>0</b>

Field Goals	1-19	20-29	30-39	40-49	50+
Gostkowski	0/0	1/2	3/4	2/7	6/7
<b>Team</b>	<b>0/0</b>	<b>1/2</b>	<b>3/4</b>	<b>2/7</b>	<b>6/7</b>
<b>Opponents</b>	<b>0/0</b>	<b>2/2</b>	<b>5/5</b>	<b>3/4</b>	<b>0/0</b>

Gostkowski: (47N,44B,42N,25G) (51G,49G) (39G,31G,30G,51G,54G,55G) () (27B,37N) (51G,45N) (53N) (40G) (50G,44N)  
 OPP: () (35G) (41G,49N) (43G) (38G) (38G,30G) (33G) (22G) (24G,43G)

## **TITANS RALLY FOR 30-24 OVERTIME WIN OVER RAVENS**

***BY JIM WYATT  
TENNESSEE TITANS  
NOVEMBER 22, 2020***

BALTIMORE – The Ravens didn't like seeing the Titans gathering on their midfield logo in pregame.

Imagine how they felt seeing the Titans celebrate on their field after the game.

The Titans rallied from a second-half deficit on Sunday and walked out of M&T Bank with a 30-24 win.

A 29-yard touchdown run by Derrick Henry won it in overtime.

Receiver A.J. Brown scored on a 14-yard touchdown catch from quarterback Ryan Tannehill with 2:18 left, and a successful two-point conversion gave the Titans a 24-21 lead in regulation. The score capped a 10-play, 90-yard drive in the closing minutes.

But the Ravens then tied it at 24-24 on a 29-yard field goal by kicker Justin Tucker with 15 seconds left, and the game headed to overtime.

Then came Henry's run.

The Titans, who knocked the Ravens out of the playoffs last season, improved to 7-3 with the win.

The Titans took a 7-0 lead early, scoring on a five-yard touchdown pass from Tannehill to tight end Jonnu Smith, which capped a nine-play, 79-yard drive.

The Ravens cut the lead to 7-6 on a pair of field goals by Tucker, as the Titans defense rose up with some big early stops in the red zone.

But the Ravens broke through with 5:17 left in the second quarter, scoring on a two-yard touchdown run by running back J.K. Dobbins. After a successful two-point

conversion play, the Ravens led the Titans 14-7.

The Titans cut the lead to 14-10 with 48 seconds left before halftime on a 40-yard field goal by kicker Stephen Gostkowski, and that was the score at the half.

After the Ravens extended their lead to 21-10 in the third quarter on a 31-yard touchdown pass from quarterback Lamar Jackson to tight end Mark Andrews, the Titans cut the lead to 21-16 back-to-back field goals by Gostkowski, from 40 and 22 yards out.

Then came the dramatic finish.

The Titans face the Colts next Sunday in Indianapolis.

###

# National Football League Game Summary

NFL Copyright © 2020 by The National Football League. All rights reserved. This summary and play-by-play is for the express purpose of assisting media in their coverage of the game; any other use of this material is prohibited without the written permission of the National Football League.

Date: Sunday, 11/22/2020

Tennessee Titans at Baltimore Ravens  
at M&T Bank Stadium, Baltimore, MD

Start Time: 1:02 PM EST

## Game Day Weather

Game Weather: Cloudy

Temp: 53° F (11.7° C) Humidity: 67%, Wind: East 6 mph

Played Open Stadium on Turf: Natural Grass

Outdoor Weather: Cloudy, Wind Chill: n/a

## Officials

Referee: Kemp, Alex (55)  
Line Judge: Bradley, Greg (98)  
Back Judge: Edwards, Matt (96)

Umpire: Paganelli, Carl (124)  
Field Judge: Brown, Terry (43)  
Replay Official: Nicholson, James (0)

Down Judge: McKenzie, Dana (8)  
Side Judge: Walker, Jabir (26)

## Lineups

Tennessee Titans			Baltimore Ravens				
Offense		Defense	Offense		Defense		
FB 41	K.Blasingame	DE 94	J.Crawford	WR 83	W.Snead	DT 92	J.Madubuike
TE 81	J.Smith	NT 90	D.Jones	WR 15	M.Brown	NT 71	J.Ellis
LT 70	T.Sambrailo	DT 98	J.Simmons	C/G 68	M.Skura	DE 95	D.Wolfe
LG 62	A.Brewer	OLB 50	D.Roberson	LT 78	O.Brown	RUSH 90	P.McPhee
C 60	B.Jones	ILB 54	R.Evans	LG 77	B.Bozeman	MLB 48	P.Queen
RG 64	N.Davis	ILB 55	J.Brown	C 65	P.Mekari	WLB 40	M.Harrison
RT 71	D.Kelly	OLB 58	H.Landry III	RG 72	B.Powers	SAM 99	M.Judon
WR 87	G.Swaim	CB 39	B.Borders	RT 70	D.Fluker	LCB 24	M.Peters
QB 17	R.Tannehill	CB 37	A.Hooker	QB 8	L.Jackson	SS 36	C.Clark
RB 22	D.Henry	FS 31	K.Byard	RB 35	G.Edwards	FS 32	D.Elliott
WR 11	A.Brown	CB 21	M.Butler	FB 42	P.Ricard	RCB 44	M.Humphrey

## Substitutions

K 3 S.Gostkowski, QB 5 L.Woodside, P 12 T.Daniel, WR 13 C.Batson, WR 14 K.Raymond, WR 15 N.Westbrook-Ikhine, RB 20 S.Perry, RB 28 J.McNichols, CB 30 C.Milton, CB 33 D.King, DB 35 C.Jackson, RB 45 D.Foreman, DB 46 J.Kalu, LS 47 M.Overton, LB 49 N.Dzubnar, LB 53 W.Compton, LB 56 D.Bates, LB 59 T.Skipper, OL 72 D.Quessenberry, G/C 75 J.Douglas, WR 84 C.Davis, TE 86 A.Firkser, DE 92 M.Dickerson, DT 93 T.Tart

P 4 S.Koch, K 9 J.Tucker, WR 11 J.Proche, WR 13 D.Duvernay, RB 21 M.Ingram, CB 22 J.Smith, RB 27 J.Dobbins, S 28 J.Richards, CB 29 T.Williams, DB/LB 41 A.Levine, RB 43 J.Hill, OLB 45 J.Ferguson, LS 46 M.Cox, ILB 49 C.Board, OLB 54 T.Bowser, LB 57 K.Welch, ILB 58 L.Fort, G 66 W.Holden, WR 80 M.Boykin, TE 82 L.Wilson, WR 88 D.Bryant, TE 89 M.Andrews, DE 91 Y.Ngakoue, DT 96 B.Washington

## Did Not Play

CB 38 G.Mabin, T 79 I.Wilson

## Did Not Play

QB 3 R.Griffin, C 63 T.Colon-Castillo

## Not Active

WR 10 A.Humphries, S 24 K.Vaccaro, DB 25 A.Jackson, LS 44 M.Orzech, G 76 R.Saffold III, TE 85 M.Pruitt, DL 91 L.Murchison

## Not Active

S 26 G.Stone, DE 53 J.Ward, G 67 B.Bredeson, DE 93 C.Campbell, DT 98 B.Williams

## Field Goals (made ( ) & missed)

Player	(40)	(40)	(22)	J.Tucker	(30)	(27)	(29)	OT	Total
S.Gostkowski									
VISITOR: Tennessee Titans	7	3	3	11	6				30
HOME: Baltimore Ravens	3	11	7	3	0				24

## Scoring Plays

Team	Qtr	Time	Play Description (Extra Point) (Drive Info)	Visitor	Home
Titans	1	8:37	J.Smith 1 yd. pass from R.Tannehill (S.Gostkowski kick) (9-79, 5:16) (6-73, 2:37) (6-73, 2:37)	7	0
Ravens	1	1:50	J.Tucker 30 yd. Field Goal (13-63, 6:47)	7	3
Ravens	2	11:05	J.Tucker 27 yd. Field Goal (7-13, 3:03)	7	6
Ravens	2	5:17	J.Dobbins 2 yd. run (L.Jackson-J.Dobbins pass) (9-60, 4:08)	7	14
Titans	2	0:48	S.Gostkowski 40 yd. Field Goal (14-53, 4:29)	10	14
Ravens	3	9:34	M.Andrews 31 yd. pass from L.Jackson (J.Tucker kick) (7-74, 3:52)	10	21
Titans	3	5:33	S.Gostkowski 40 yd. Field Goal (8-53, 4:01)	13	21
Titans	4	11:12	S.Gostkowski 22 yd. Field Goal (12-81, 5:34)	16	21
Titans	4	2:18	A.Brown 14 yd. pass from R.Tannehill (R.Tannehill run) (10-90, 5:25)	24	21



# National Football League Game Summary

NFL Copyright © 2020 by The National Football League. All rights reserved. This summary and play-by-play is for the express purpose of assisting media in their coverage of the game; any other use of this material is prohibited without the written permission of the National Football League.

---

Ravens	4	0:15	J.Tucker 29 yd. Field Goal (9-65, 2:03)	24	24
Titans	5	5:21	D.Henry 29 yd. run	30	24
Paid Attendance: 0				Time: 3:13	

# Final Individual Statistics

## Tennessee Titans

RUSHING	ATT	YDS	AVG	LG	TD
D.Henry	28	133	4.8	29	1
R.Tannehill	4	35	8.8	21	0
C.Batson	1	4	4.0	4	0
D.Foreman	1	1	1.0	1	0
Total	34	173	5.1	29	1

PASSING	ATT	CMP	YDS	SK/YD	TD	LG	IN	RT
R.Tannehill	31	22	259	2/16	2	50	1	104.1
L.Woodside	1	1	7	0/0	0	7	0	95.8
Total	32	23	266	2/16	2	50	1	104.4

PASS RECEIVING	TAR	REC	YDS	AVG	LG	TD
C.Davis	7	5	113	22.6	50	0
A.Brown	7	4	62	15.5	25	1
A.Firkser	5	4	33	8.3	12	0
J.Smith	6	4	20	5.0	8	1
C.Batson	2	2	21	10.5	14	0
G.Swaim	1	1	9	9.0	9	0
N.Westbrook-Ikhine	1	1	7	7.0	7	0
J.McNichols	1	1	2	2.0	2	0
D.Henry	2	1	-1	-1.0	-1	0
Total	32	23	266	11.6	50	2

INTERCEPTIONS	NO	YDS	AVG	LG	TD
A.Hooker	1	6	6.0	6	0
Total	1	6	6.0	6	0

PUNTING	NO	YDS	AVG	NET	TB	IN20	LG
T.Daniel	2	93	46.5	43.0	0	0	52
Total	2	93	46.5	43.0	0	0	52

PUNT RETURNS	NO	YDS	AVG	FC	LG	TD
K.Raymond	0	0	0.0	2	0	0
[DOWNED]	1	0	0.0	0	0	0
Total	0	0	0.0	2	0	0

KICKOFF RETURNS	NO	YDS	AVG	FC	LG	TD
C.Batson	3	47	15.7	0	19	0
[TOUCHBACK]	3	0	0.0	0	0	0
Total	3	47	15.7	0	19	0

## Baltimore Ravens

RUSHING	ATT	YDS	AVG	LG	TD
J.Dobbins	15	70	4.7	11	1
L.Jackson	13	51	3.9	14	0
G.Edwards	3	6	2.0	3	0
M.Ingram	2	2	1.0	2	0
Total	33	129	3.9	14	1

PASSING	ATT	CMP	YDS	SK/YD	TD	LG	IN	RT
L.Jackson	29	17	186	1/9	1	31	1	74.8
Total	29	17	186	1/9	1	31	1	74.8

PASS RECEIVING	TAR	REC	YDS	AVG	LG	TD
M.Andrews	7	5	96	19.2	31	1
D.Bryant	5	4	28	7.0	16	0
W.Snead	7	3	23	7.7	9	0
J.Dobbins	2	2	15	7.5	9	0
J.Proche	1	1	14	14.0	14	0
D.Duvernay	2	1	5	5.0	5	0
P.Ricard	1	1	5	5.0	5	0
M.Brown	3	0	0	0.0	0	0
Total	28	17	186	10.9	31	1

INTERCEPTIONS	NO	YDS	AVG	LG	TD
T.Bowser	1	25	25.0	25	0
Total	1	25	25.0	25	0

PUNTING	NO	YDS	AVG	NET	TB	IN20	LG
S.Koch	3	126	42.0	42.0	0	1	46
Total	3	126	42.0	42.0	0	1	46

PUNT RETURNS	NO	YDS	AVG	FC	LG	TD
J.Proche	1	7	7.0	1	7	0
Total	1	7	7.0	1	7	0

KICKOFF RETURNS	NO	YDS	AVG	FC	LG	TD
D.Duvernay	2	54	27.0	0	37	0
[TOUCHBACK]	5	0	0.0	0	0	0
Total	2	54	27.0	0	37	0

### Tennessee Titans

FUMBLES	FUM	LOST	OWN-REC	YDS	TD	FORCED	OPP-REC	YDS	TD	OUT-BDS
R.Tannehill	2	0	1	0	0	0	0	0	0	1
J.Douglas	1	0	0	-20	0	0	0	0	0	0
D.Henry	0	0	1	0	0	0	0	0	0	0
Total	3	0	2	-20	0	0	0	0	0	1

### Baltimore Ravens

FUMBLES	FUM	LOST	OWN-REC	YDS	TD	FORCED	OPP-REC	YDS	TD	OUT-BDS
Y.Ngakoue	0	0	0	0	0	1	0	0	0	0
Total	0	0	0	0	0	1	0	0	0	0

## Final Team Statistics

	Visitor Titans	Home Ravens
TOTAL FIRST DOWNS	26	21
By Rushing	8	9
By Passing	16	9
By Penalty	2	3
THIRD DOWN EFFICIENCY	5-12-42%	9-15-60%
FOURTH DOWN EFFICIENCY	1-1-100%	0-0-0%
TOTAL NET YARDS	423	306
Total Offensive Plays (inc. times thrown passing)	68	63
Average gain per offensive play	6.2	4.9
NET YARDS RUSHING	173	129
Total Rushing Plays	34	33
Average gain per rushing play	5.1	3.9
Tackles for a loss-number and yards	2-7	1-3
NET YARDS PASSING	250	177
Times thrown - yards lost attempting to pass	2-16	1-9
Gross yards passing	266	186
PASS ATTEMPTS-COMPLETIONS-HAD INTERCEPTED	32-23-1	29-17-1
Avg gain per pass play (inc.# thrown passing)	7.4	5.9
KICKOFFS Number-In End Zone-Touchbacks	7-7-5	6-3-3
PUNTS Number and Average	2-46.5	3-42.0
Had Blocked	0	0
FGs - PATs Had Blocked	0-0	0-0
Net Punting Average	43.0	42.0
TOTAL RETURN YARDAGE (Not Including Kickoffs)	6	32
No. and Yards Punt Returns	0-0	1-7
No. and Yards Kickoff Returns	3-47	2-54
No. and Yards Interception Returns	1-6	1-25
PENALTIES Number and Yards	4-44	6-81
FUMBLES Number and Lost	3-0	0-0
TOUCHDOWNS	3	2
Rushing	1	1
Passing	2	1
EXTRA POINTS Made-Attempts	2-2	2-2
Kicking Made-Attempts	1-1	1-1
Passing Made-Attempts	0-0	1-1
Rushing Made-Attempts	1-1	0-0
FIELD GOALS Made-Attempts	3-3	3-3
RED ZONE EFFICIENCY	2-5-40%	1-4-25%
GOAL TO GO EFFICIENCY	1-2-50%	0-1-0%
SAFETIES	0	0
FINAL SCORE	30	24
TIME OF POSSESSION	33:33	31:06

## Ball Possession And Drive Chart

### Tennessee Titans

#	Time Recd	Time Lost	Time Poss	How Ball Obtained	Drive Began	# Play	Yds Gain	Yds Pen	Net Yds	1st Down	Last Scrm	How Given Up
1	13:53	8:37	5:16	Punt	TEN 21	9	40	39	79	5	* BLT 1	Touchdown
2	1:50	14:08	2:42	Kickoff	TEN 16	5	22	0	22	1	TEN 38	Interception
3	11:05	9:25	1:40	Kickoff	TEN 16	3	3	0	3	0	TEN 19	Punt
4	5:17	0:48	4:29	Kickoff	TEN 25	14	38	15	53	4	* BLT 22	Field Goal
5	15:00	13:26	1:34	Kickoff	TEN 25	3	4	0	4	0	TEN 29	Punt
6	9:34	5:33	4:01	Kickoff	TEN 25	8	53	0	53	2	* BLT 22	Field Goal
7	1:46	11:12	5:34	Interception	TEN 15	12	81	0	81	5	* BLT 4	Field Goal
8	7:43	2:18	5:25	Punt	TEN 10	10	90	0	90	5	* BLT 14	Touchdown
9	0:15	0:00	0:15	Kickoff	TEN 25	1	-1	0	-1	0	TEN 25	End of Half
10	7:58	5:21	2:37	Punt	TEN 27	6	73	0	73	4	BLT 29	Touchdown

(205) Average TEN 20

### Baltimore Ravens

#	Time Recd	Time Lost	Time Poss	How Ball Obtained	Drive Began	# Play	Yds Gain	Yds Pen	Net Yds	1st Down	Last Scrm	How Given Up
1	15:00	13:53	1:07	Kickoff	BLT 36	3	3	0	3	0	BLT 39	Punt
2	8:37	1:50	6:47	Kickoff	BLT 25	13	48	15	63	4	* TEN 12	Field Goal
3	14:08	11:05	3:03	Interception	TEN 22	7	13	0	13	1	* TEN 9	Field Goal
4	9:25	5:17	4:08	Punt	BLT 40	9	65	-5	60	4	* TEN 2	Touchdown
5	0:48	0:00	0:48	Kickoff	BLT 25	2	4	-13	-9	0	BLT 13	End of Half
6	13:26	9:34	3:52	Punt	BLT 26	7	54	20	74	5	TEN 31	Touchdown
7	5:33	1:46	3:47	Kickoff	BLT 17	7	27	0	27	2	BLT 44	Interception
8	11:12	7:43	3:29	Kickoff	BLT 25	6	20	-4	16	1	BLT 41	Punt
9	2:18	0:15	2:03	Kickoff	BLT 25	9	70	-5	65	4	* TEN 10	Field Goal
10	10:00	7:58	2:02	Kickoff	BLT 25	3	2	0	2	0	BLT 27	Punt

(322) Average BLT 32

\* inside opponent's 20

### Time of Possession by Quarter

Visitor	Home	1st	2nd	3rd	4th	OT	Total
Tennessee Titans	Baltimore Ravens	7:06	7:01	7:21	9:28	2:37	33:33
Baltimore Ravens	Tennessee Titans	7:54	7:59	7:39	5:32	2:02	31:06

### Kickoff Drive No.-Start Average

Titans: 6 - TEN 22

Ravens: 7 - BLT 25

# Final Defensive Statistics

Tennessee Titans	Regular Defensive Plays											Special Teams					Misc				
	TKL	AST	COMB	SK	/ YDS	TFL	Q	IN	PD	FF	FR	TKL	AST	FF	FR	BL	TKL	AST	FF	FR	
R.Evans	5	4	9	0	0	0	0	0	0	0	0	0	0	0	0	0	0	0	0	0	0
K.Byard	5	2	7	0	0	0	0	0	1	0	0	0	0	0	0	0	0	0	0	0	0
H.Landry III	4	3	7	1	9	1	1	0	0	0	0	0	0	0	0	0	0	0	0	0	0
A.Hooker	3	3	6	0	0	0	0	1	2	0	0	0	0	0	0	0	0	0	0	0	0
W.Compton	3	3	6	0	0	0	0	0	0	0	0	0	0	0	0	0	0	0	0	0	0
M.Butler	4	0	4	0	0	0	0	0	0	0	0	0	0	0	0	0	0	0	0	0	0
D.King	3	1	4	0	0	0	0	0	2	0	0	0	0	0	0	0	0	0	0	0	0
J.Kalu	3	1	4	0	0	0	0	0	0	0	0	0	0	0	0	0	0	0	0	0	0
J.Brown	2	1	3	0	0	1	0	0	0	0	0	0	0	0	0	0	0	0	0	0	0
J.Simmons	1	2	3	0	0	0	0	0	0	0	0	0	0	0	0	0	0	0	0	0	0
B.Borders	2	0	2	0	0	0	0	0	1	0	0	0	0	0	0	0	0	0	0	0	0
M.Dickerson	1	1	2	0	0	0	0	0	0	0	0	0	0	0	0	0	0	0	0	0	0
D.Roberson	1	0	1	0	0	0	1	0	0	0	0	0	0	0	0	0	0	0	0	0	0
D.Jones	1	0	1	0	0	0	0	0	0	0	0	0	0	0	0	0	0	0	0	0	0
T.Tart	0	1	1	0	0	0	0	0	0	0	0	0	0	0	0	0	0	0	0	0	0
D.Bates	0	0	0	0	0	0	0	0	0	0	0	1	1	0	0	0	0	0	0	0	0
C.Jackson	0	0	0	0	0	0	0	0	0	0	0	1	0	0	0	0	0	0	0	0	0
N.Dzubnar	0	0	0	0	0	0	0	0	0	0	0	0	1	0	0	0	0	0	0	0	0
C.Davis	0	0	0	0	0	0	0	0	0	0	0	0	0	0	0	0	1	0	0	0	0
D.Henry	0	0	0	0	0	0	0	0	0	0	0	0	0	0	0	0	0	0	0	0	1
R.Tannehill	0	0	0	0	0	0	0	0	0	0	0	0	0	0	0	0	0	0	0	0	1
<b>Total</b>	<b>38</b>	<b>22</b>	<b>60</b>	<b>1</b>	<b>9</b>	<b>2</b>	<b>2</b>	<b>1</b>	<b>6</b>	<b>0</b>	<b>0</b>	<b>2</b>	<b>2</b>	<b>0</b>	<b>0</b>	<b>0</b>	<b>1</b>	<b>0</b>	<b>0</b>	<b>0</b>	<b>2</b>

TKL = Tackle AST = Assist COMB = Combined QH=QB Hit IN = Interception PD = Pass Defense FF = Forced Fumble FR = Fumble Recovery

Baltimore Ravens	Regular Defensive Plays											Special Teams					Misc				
	TKL	AST	COMB	SK	/ YDS	TFL	QH	IN	PD	FF	FR	TKL	AST	FF	FR	BL	TKL	AST	FF	FR	
P.Queen	3	6	9	0	0	0	1	0	0	0	0	0	0	0	0	0	0	0	0	0	0
M.Humphrey	8	0	8	0	0	1	0	0	0	0	0	0	0	0	0	0	0	0	0	0	0
M.Harrison	3	4	7	0	0	1	0	0	0	0	0	0	0	0	0	0	0	0	0	0	0
M.Judon	4	2	6	1	8	1	3	0	0	0	0	0	0	0	0	0	0	0	0	0	0
D.Elliott	3	3	6	0	0	0	0	0	0	0	0	0	0	0	0	0	0	0	0	0	0
D.Wolfe	2	4	6	0	0	1	0	0	0	0	0	0	0	0	0	0	0	0	0	0	0
C.Clark	4	1	5	0	0	0	0	0	0	0	0	0	0	0	0	0	0	0	0	0	0
P.McPhee	3	1	4	0	0	0	2	0	0	0	0	0	0	0	0	0	0	0	0	0	0
M.Peters	3	0	3	0	0	0	0	0	0	0	0	0	0	0	0	0	0	0	0	0	0
J.Ellis	2	1	3	0	0	0	0	0	0	0	0	0	0	0	0	0	0	0	0	0	0
Y.Ngakoue	2	0	2	1	8	0	0	0	0	1	0	0	0	0	0	0	0	0	0	0	0
C.Board	1	1	2	0	0	0	1	0	0	0	0	0	0	0	0	0	0	0	0	0	0
T.Bowser	0	2	2	0	0	0	0	1	1	0	0	0	0	0	0	0	0	0	0	0	0
J.Ferguson	1	0	1	0	0	0	0	0	0	0	0	0	0	0	0	0	0	0	0	0	0
A.Levine	1	0	1	0	0	0	0	0	0	0	0	0	0	0	0	0	0	0	0	0	0
J.Smith	1	0	1	0	0	0	0	0	0	0	0	0	0	0	0	0	0	0	0	0	0
L.Fort	0	1	1	0	0	0	0	0	1	0	0	1	0	0	0	0	0	0	0	0	0
J.Hill	0	0	0	0	0	0	0	0	0	0	0	2	0	0	0	0	0	0	0	0	0
D.Duvernay	0	0	0	0	0	0	0	0	0	0	0	0	0	0	0	0	1	0	0	0	0
<b>Total</b>	<b>41</b>	<b>26</b>	<b>67</b>	<b>2</b>	<b>16</b>	<b>4</b>	<b>7</b>	<b>1</b>	<b>2</b>	<b>1</b>	<b>0</b>	<b>3</b>	<b>0</b>	<b>0</b>	<b>0</b>	<b>0</b>	<b>1</b>	<b>0</b>	<b>0</b>	<b>0</b>	<b>0</b>





Play By Play

# First Quarter

11/22/2020

TEN wins the coin toss and elects to defer. BLT elects to Receive, and TEN elects to defend the west goal.

S.Gostkowski kicks 66 yards from TEN 35 to BLT -1. D.Duvernay to BLT 36 for 37 yards (C.Jackson).

Baltimore Ravens at 15:00, (1st play from scrimmage 14:54)

- 1-10-BLT 36 (14:54) (Shotgun) M.Skura and P.Mekari reported in as eligible. G.Edwards left guard to BLT 39 for 3 yards (R.Evans; A.Hooker).
- 2-7-BLT 39 (14:17) (Shotgun) L.Jackson pass incomplete deep right to W.Snead (B.Borders).
- 3-7-BLT 39 (14:12) (Shotgun) L.Jackson pass incomplete deep right to D.Bryant.
- Penalty on BLT-B.Powers, Offensive Holding, declined.
- 4-7-BLT 39 (14:04) S.Koch punts 40 yards to TEN 21, Center-M.Cox, downed by BLT-A.Levine.

Tennessee Titans at 13:53

- 1-10-TEN 21 (13:53) R.Tannehill pass incomplete deep left to A.Brown (M.Humphrey).  
PENALTY on BLT-M.Humphrey, Defensive Pass Interference, 39 yards, enforced at TEN 21 - No Play. X1
- 1-10-BLT 40 (13:45) D.Henry right end to BLT 36 for 4 yards (J.Ellis).
- 2-6-BLT 36 (13:13) D.Henry left tackle to BLT 41 for -5 yards (M.Humphrey).
- 3-11-BLT 41 (12:28) (Shotgun) R.Tannehill pass short right to C.Batson ran ob at BLT 27 for 14 yards (M.Judon) [C.Board]. P2
- 1-10-BLT 27 (11:51) D.Henry left guard to BLT 22 for 5 yards (P.Queen; M.Harrison).
- 2-5-BLT 22 (11:11) (Shotgun) R.Tannehill pass short left to A.Firkser to BLT 15 for 7 yards (P.Queen). P3
- 1-10-BLT 15 (10:37) D.Henry right end to BLT 13 for 2 yards (P.Queen).
- 2-8-BLT 13 (9:58) (Shotgun) R.Tannehill pass short middle to J.Smith to BLT 5 for 8 yards (D.Elliott; P.Queen). P4
- 1-5-BLT 5 (9:19) (Shotgun) Direct snap to C.Batson. C.Batson left end to BLT 1 for 4 yards (P.Queen).
- 2-1-BLT 1 (8:42) D.Kelly reported in as eligible. R.Tannehill pass short left to J.Smith for 1 yard, TOUCHDOWN. P5  
S.Gostkowski extra point is GOOD, Center-M.Overton, Holder-T.Daniel.

TEN 7 BLT 0, 9 plays, 79 yards, 1 penalty, 5:16 drive, 6:23 elapsed

S.Gostkowski kicks 65 yards from TEN 35 to end zone, Touchback.

Baltimore Ravens at 8:37

- 1-10-BLT 25 (8:37) (Shotgun) L.Jackson right tackle to BLT 27 for 2 yards (R.Evans).
- 2-8-BLT 27 (7:55) (Shotgun) L.Jackson pass short middle to D.Duvernay pushed ob at BLT 32 for 5 yards (K.Byard). Shovel pass
- 3-3-BLT 32 (7:18) (Shotgun) L.Jackson right end to BLT 37 for 5 yards (K.Byard). R1
- 1-10-BLT 37 (6:38) (Shotgun) M.Skura reported in as eligible. M.Ingram right tackle to BLT 37 for no gain (D.King; J.Brown).
- 2-10-BLT 37 (5:52) (Shotgun) L.Jackson pass incomplete short middle to M.Brown.
- 3-10-BLT 37 (5:47) (Shotgun) L.Jackson pass short middle to M.Andrews to TEN 49 for 14 yards (K.Byard; J.Kalu). P2
- 1-10-TEN 49 (5:10) (Shotgun) M.Ingram left end to TEN 47 for 2 yards (R.Evans; M.Dickerson).
- 2-8-TEN 47 (4:32) (Shotgun) J.Dobbins right end to TEN 37 for 10 yards (D.King). R3
- 1-10-TEN 37 (3:51) (Shotgun) L.Jackson right end ran ob at TEN 30 for 7 yards (B.Borders).  
PENALTY on TEN-D.King, Face Mask (15 Yards), 15 yards, enforced at TEN 30. X4
- 1-10-TEN 15 (3:24) (Shotgun) L.Jackson pass incomplete short right to M.Andrews (K.Byard).
- 2-10-TEN 15 (3:19) (Shotgun) G.Edwards left end to TEN 14 for 1 yard (D.Jones).
- 3-9-TEN 14 (2:36) (Shotgun) L.Jackson scrambles right guard to TEN 12 for 2 yards (R.Evans).
- 4-7-TEN 12 (1:54) J.Tucker 30 yard field goal is GOOD, Center-M.Cox, Holder-S.Koch.

TEN 7 BLT 3, 13 plays, 63 yards, 1 penalty, 6:47 drive, 13:10 elapsed

J.Tucker kicks 63 yards from BLT 35 to TEN 2. C.Batson to TEN 16 for 14 yards (J.Hill).

Tennessee Titans at 1:50, (1st play from scrimmage 1:45)

- 1-10-TEN 16 (1:45) D.Henry left end to TEN 24 for 8 yards (L.Fort; P.Queen).
- 2-2-TEN 24 (1:12) D.Henry right guard to TEN 32 for 8 yards (D.Elliott; P.Queen). R6
- 1-10-TEN 32 (:36) R.Tannehill pass short left to D.Henry to TEN 31 for -1 yards (M.Harrison).

END OF QUARTER

	Score	Time Poss	First Downs				Efficiencies	
			R	P	X	T	3 Down	4 Down
Tennessee Titans	7	7:06	1	4	1	6	1/1	0/0
Baltimore Ravens	3	7:54	2	1	1	4	2/4	0/0



Tennessee Titans continued.

- 2-11-TEN 31 (15:00) (Shotgun) R.Tannehill pass short right to C.Batson to TEN 38 for 7 yards (M.Humphrey).  
 3-4-TEN 38 (14:18) (Shotgun) R.Tannehill pass short middle intended for J.Smith INTERCEPTED by T.Bowser [P.Queen] at TEN 47. T.Bowser to TEN 22 for 25 yards (C.Davis).

Baltimore Ravens at 14:08

- 1-10-TEN 22 (14:08) (Shotgun) L.Jackson pass incomplete short right to W.Snead (D.King).  
 2-10-TEN 22 (14:01) (Shotgun) J.Dobbins right guard to TEN 16 for 6 yards (K.Byard).  
 3-4-TEN 16 (13:18) (Shotgun) J.Dobbins right end to TEN 7 for 9 yards (J.Simmons).  
1-7-TEN 7 (12:33) (Shotgun) L.Jackson up the middle to TEN 10 for -3 yards (J.Brown).  
 2-10-TEN 10 (11:52) (Shotgun) L.Jackson scrambles right end pushed ob at TEN 9 for 1 yard (J.Brown).  
 3-9-TEN 9 (11:12) (Shotgun) L.Jackson pass incomplete short right to W.Snead.  
 4-9-TEN 9 (11:08) J.Tucker 27 yard field goal is GOOD, Center-M.Cox, Holder-S.Koch.

R5

TEN 7 BLT 6, 7 plays, 13 yards, 3:03 drive, 3:55 elapsed

J.Tucker kicks 63 yards from BLT 35 to TEN 2. C.Batson to TEN 16 for 14 yards (J.Hill).

Tennessee Titans at 11:05, (1st play from scrimmage 11:01)

- 1-10-TEN 16 (11:01) D.Henry left guard to TEN 19 for 3 yards (P.McPhee).  
 2-7-TEN 19 (10:23) D.Henry right end to TEN 19 for no gain (M.Judon).  
 3-7-TEN 19 (9:35) (Shotgun) R.Tannehill pass incomplete short left to A.Brown [P.McPhee].  
 4-7-TEN 19 (9:31) T.Daniel punts 41 yards to BLT 40, Center-M.Overton, fair catch by J.Proche.

Baltimore Ravens at 9:25

- 1-10-BLT 40 (9:25) J.Dobbins right guard to TEN 49 for 11 yards (K.Byard).  
1-10-TEN 49 (8:49) (Shotgun) J.Dobbins right tackle to TEN 45 for 4 yards (R.Evans).  
 2-6-TEN 45 (8:10) (Shotgun) J.Dobbins right end to TEN 38 for 7 yards (M.Dickerson).  
1-10-TEN 38 (7:28) (Shotgun) L.Jackson right end pushed ob at TEN 36 for 2 yards (A.Hooker).  
 2-8-TEN 36 (6:50) (Shotgun) L.Jackson pass incomplete deep middle to M.Brown (A.Hooker).  
 3-8-TEN 36 (6:44) (Shotgun) PENALTY on BLT-W.Holden, False Start, 5 yards, enforced at TEN 36 - No Play.  
 3-13-TEN 41 (6:44) (Shotgun) L.Jackson pass deep middle to M.Andrews to TEN 11 for 30 yards (J.Kalu).  
1-10-TEN 11 (6:05) J.Dobbins left guard to TEN 7 for 4 yards (A.Hooker; T.Tart).  
 2-6-TEN 7 (5:27) (Shotgun) L.Jackson pass short middle to P.Ricard for 7 yards, TOUCHDOWN.  
 The Replay Official reviewed the runner broke the plane ruling, and the play was REVERSED.  
 (Shotgun) L.Jackson pass short middle to P.Ricard to TEN 2 for 5 yards (R.Evans).  
 3-1-TEN 2 (5:22) M.Skura reported in as eligible. J.Dobbins left guard for 2 yards, TOUCHDOWN.  
 The Replay Official reviewed the runner broke the plane ruling, and the play was Upheld. The ruling on the field stands.  
 TWO-POINT CONVERSION ATTEMPT. L.Jackson pass to J.Dobbins is complete. ATTEMPT SUCCEEDS.

R6

R7

P8

R9

TEN 7 BLT 14, 9 plays, 60 yards, 4:08 drive, 9:43 elapsed

J.Tucker kicks 59 yards from BLT 35 to TEN 6. C.Batson to TEN 25 for 19 yards (L.Fort).

Tennessee Titans at 5:17, (1st play from scrimmage 5:12)

- 1-10-TEN 25 (5:12) R.Tannehill right end ran ob at TEN 46 for 21 yards (C.Board).  
1-10-TEN 46 (4:46) (No Huddle) D.Henry right end to TEN 49 for 3 yards (J.Ferguson). BLT-P.Queen was injured during the play.  
 2-7-TEN 49 (4:13) R.Tannehill pass incomplete deep middle to C.Davis.  
 3-7-TEN 49 (4:07) (Shotgun) R.Tannehill pass incomplete short left to C.Davis.  
 4-7-TEN 49 (4:03) (Punt formation) Direct snap to L.Woodside. L.Woodside pass short right to N.Westbrook-Ikhine pushed ob at BLT 44 for 7 yards (A.Levine). Fake punt  
1-10-BLT 44 (3:22) D.Henry left end to BLT 41 for 3 yards (M.Judon).  
 2-7-BLT 41 (2:41) R.Tannehill pass incomplete short middle to A.Brown (L.Fort).  
 3-7-BLT 41 (2:35) (Shotgun) R.Tannehill pass incomplete short middle to A.Brown [P.McPhee].  
 PENALTY on BLT-P.McPhee, Roughing the Passer, 15 yards, enforced at BLT 41 - No Play.  
1-10-BLT 26 (2:31) D.Henry right end to BLT 23 for 3 yards (J.Ellis).

R7

P8

X9

Two-Minute Warning

- 2-7-BLT 23 (2:00) (Shotgun) R.Tannehill pass short right to J.Smith ran ob at BLT 17 for 6 yards (M.Peters).  
 3-1-BLT 17 (1:55) (Shotgun) D.Henry left guard to BLT 14 for 3 yards (C.Clark).  
 Timeout #1 by BLT at 01:50.  
1-10-BLT 14 (1:50) D.Henry left end to BLT 14 for no gain (P.Queen; D.Wolfe).

R10

Tennessee Titans vs Baltimore Ravens at M&T Bank Stadium

Timeout #2 by BLT at 01:45.

2-10-BLT 14 (1:45) (Shotgun) R.Tannehill sacked at BLT 22 for -8 yards (Y.Ngakoue). FUMBLES (Y.Ngakoue), ball out of bounds at BLT 11.

Timeout #1 by TEN at 00:56.

3-18-BLT 22 (:56) (Shotgun) R.Tannehill pass incomplete short left to J.Smith.

4-18-BLT 22 (:52) S.Gostkowski 40 yard field goal is GOOD, Center-M.Overton, Holder-T.Daniel.

TEN 10 BLT 14, 14 plays, 53 yards, 1 penalty, 4:29 drive, 14:12 elapsed
---

S.Gostkowski kicks 65 yards from TEN 35 to end zone, Touchback.

Baltimore Ravens at 0:48

1-10-BLT 25 (:48) (Shotgun) J.Dobbins left end to BLT 26 for 1 yard (H.Landry III). TEN-J.Brown was injured during the play.

PENALTY on BLT-B.Powers, Clipping, 13 yards, enforced at BLT 26.

1-22-BLT 13 (:41) (Shotgun) J.Dobbins right end to BLT 16 for 3 yards (W.Compton).

END OF QUARTER

	Score	Time Poss	First Downs				Efficiencies	
			R	P	X	T	3 Down	4 Down
Tennessee Titans	10	7:01	2	1	1	4	1/5	1/1
Baltimore Ravens	14	7:59	4	1	0	5	3/4	0/0

## Third Quarter

11/22/2020

## Play By Play

TEN elects to Receive, and BLT elects to defend the East goal.

J.Tucker kicks 65 yards from BLT 35 to end zone, Touchback.

Tennessee Titans at 15:00

- 1-10-TEN 25 (15:00) D.Henry right guard to TEN 27 for 2 yards (M.Judon; D.Wolfe).  
 2-8-TEN 27 (14:24) R.Tannehill pass incomplete short left to D.Henry [M.Judon].  
 3-8-TEN 27 (14:17) (Shotgun) R.Tannehill pass short middle to J.McNichols to TEN 29 for 2 yards (T.Bowser; D.Wolfe).  
 4-6-TEN 29 (13:38) T.Daniel punts 52 yards to BLT 19, Center-M.Overton. J.Proche to BLT 26 for 7 yards (N.Dzubnar; D.Bates).

Baltimore Ravens at 13:26

- 1-10-BLT 26 (13:26) (Shotgun) L.Jackson pass short left to D.Bryant to BLT 30 for 4 yards (M.Butler). Bryant's first catch as a Raven.  
 2-6-BLT 30 (12:51) (Shotgun) L.Jackson pass short middle to M.Andrews to BLT 36 for 6 yards (R.Evans; W.Compton). P10  
1-10-BLT 36 (12:13) J.Dobbins left guard to BLT 38 for 2 yards (D.Roberson).  
 2-8-BLT 38 (11:31) (Shotgun) L.Jackson right guard to BLT 41 for 3 yards (H.Landry III).  
 3-5-BLT 41 (10:51) (Shotgun) L.Jackson pass short middle to J.Dobbins pushed ob at BLT 47 for 6 yards (A.Hooker). P11  
 PENALTY on TEN-A.Hooker, Face Mask (15 Yards), 15 yards, enforced at BLT 47. X12  
1-10-TEN 38 (10:31) (Shotgun) L.Jackson pass incomplete short left. quarterback throws pass away  
 PENALTY on TEN-D.King, Defensive Holding, 5 yards, enforced at TEN 38 - No Play. X13  
1-10-TEN 33 (10:20) (Shotgun) G.Edwards left guard to TEN 31 for 2 yards (H.Landry III; K.Byard).  
 2-8-TEN 31 (9:40) (Shotgun) M.Skura reported in as eligible. L.Jackson pass deep left to M.Andrews for 31 yards, TOUCHDOWN. P14  
 J.Tucker extra point is GOOD, Center-M.Cox, Holder-S.Koch.

TEN 10 BLT 21, 7 plays, 74 yards, 2 penalties, 3:52 drive, 5:26 elapsed

J.Tucker kicks 65 yards from BLT 35 to end zone, Touchback.

Tennessee Titans at 9:34

- 1-10-TEN 25 (9:34) D.Henry left end to TEN 30 for 5 yards (D.Elliott).  
 2-5-TEN 30 (8:46) D.Foreman right tackle to TEN 31 for 1 yard (D.Elliott).  
 3-4-TEN 31 (8:01) (Shotgun) R.Tannehill pass short left to A.Brown to TEN 43 for 12 yards (Y.Ngakoue). P11  
1-10-TEN 43 (7:18) R.Tannehill pass deep right to C.Davis pushed ob at BLT 7 for 50 yards (D.Elliott). P12  
1-7-BLT 7 (7:08) (No Huddle) R.Tannehill pass incomplete short right to A.Brown. TEN-B.Jones was injured during the play.  
 2-7-BLT 7 (7:03) (Shotgun) Direct snap to D.Henry. D.Henry Aborted. J.Douglas FUMBLES at BLT 12, recovered by TEN-D.Henry at BLT 27.  
 3-27-BLT 27 (6:18) (Shotgun) R.Tannehill pass short right to J.Smith to BLT 22 for 5 yards (M.Humphrey).  
 4-22-BLT 22 (5:37) S.Gostkowski 40 yard field goal is GOOD, Center-M.Overton, Holder-T.Daniel.

TEN 13 BLT 21, 8 plays, 53 yards, 4:01 drive, 9:27 elapsed

S.Gostkowski kicks 65 yards from TEN 35 to BLT 0. D.Duvernay to BLT 17 for 17 yards (D.Bates).

Baltimore Ravens at 5:33, (1st play from scrimmage 5:29)

- 1-10-BLT 17 (5:29) (Shotgun) M.Skura reported in as eligible. J.Dobbins right end to BLT 20 for 3 yards (W.Compton).  
 2-7-BLT 20 (4:52) (Shotgun) L.Jackson pass incomplete short right to M.Brown.  
 3-7-BLT 20 (4:49) (Shotgun) L.Jackson pass short right to J.Proche to BLT 34 for 14 yards (B.Borders). P15  
1-10-BLT 34 (4:10) (Shotgun) M.Skura reported in as eligible. L.Jackson pass short left to D.Bryant to BLT 39 for 5 yards (M.Butler).  
 2-5-BLT 39 (3:30) (Shotgun) M.Skura reported in as eligible. L.Jackson pass short left to D.Bryant to BLT 42 for 3 yards (M.Butler).  
 3-2-BLT 42 (2:48) (Shotgun) L.Jackson right end to BLT 44 for 2 yards (D.King). R16  
1-10-BLT 44 (1:58) (Shotgun) M.Skura reported in as eligible. L.Jackson pass deep left intended for D.Duvernay INTERCEPTED by A.Hooker at TEN 9.  
 A.Hooker to TEN 15 for 6 yards (D.Duvernay).

Tennessee Titans at 1:46

- 1-10-TEN 15 (1:46) D.Henry left guard to TEN 17 for 2 yards (P.McPhee).  
 2-8-TEN 17 (1:08) D.Henry right end to TEN 15 for -2 yards (D.Wolfe).  
 3-10-TEN 15 (:23) (Shotgun) R.Tannehill pass short middle to A.Firkser to TEN 27 for 12 yards (C.Clark). P13

END OF QUARTER

	Score	Time Poss	First Downs				Efficiencies	
			R	P	X	T	3 Down	4 Down
Tennessee Titans	13	7:21	0	3	0	3	2/4	0/0
Baltimore Ravens	21	7:39	1	4	2	7	3/3	0/0

Tennessee Titans continued.

<u>1-10-TEN 27</u>	(15:00) R.Tannehill pass deep left to C.Davis to TEN 43 for 16 yards (M.Humphrey). TEN-J.Smith was injured during the play.	P14
<u>1-10-TEN 43</u>	(14:30) D.Henry right end pushed ob at BLT 33 for 24 yards (C.Clark).	R15
<u>1-10-BLT 33</u>	(14:10) (No Huddle) R.Tannehill pass short middle to G.Swaim to BLT 24 for 9 yards (M.Harrison; D.Elliott).	
2-1-BLT 24	(13:43) (No Huddle) D.Henry left tackle to BLT 23 for 1 yard (J.Ellis; M.Judon).	R16
<u>1-10-BLT 23</u>	(13:01) D.Henry left end to BLT 12 for 11 yards (M.Harrison). BLT-D.Wolfe was injured during the play.	R17
<u>1-10-BLT 12</u>	(12:33) R.Tannehill scrambles left end ran ob at BLT 9 for 3 yards (M.Humphrey).	
2-7-BLT 9	(11:57) (Shotgun) R.Tannehill pass short left to A.Firkser ran ob at BLT 4 for 5 yards (J.Smith).	
3-2-BLT 4	(11:19) (Shotgun) R.Tannehill pass incomplete short middle to A.Firkser [P.McPhee].	
4-2-BLT 4	(11:15) S.Gostkowski 22 yard field goal is GOOD, Center-M.Overton, Holder-T.Daniel.	

TEN 16 BLT 21, 12 plays, 81 yards, 5:34 drive, 3:48 elapsed

S.Gostkowski kicks 65 yards from TEN 35 to end zone, Touchback.

Baltimore Ravens at 11:12

1-10-BLT 25	(11:12) (Shotgun) J.Dobbins left end to BLT 30 for 5 yards (W.Compton; J.Simmons).	
2-5-BLT 30	(10:34) (Shotgun) L.Jackson right end to BLT 30 for no gain (H.Landry III; R.Evans).	
3-5-BLT 30	(9:49) (Shotgun) L.Jackson pass short left to W.Snead to BLT 36 for 6 yards (D.King).	P17
<u>1-10-BLT 36</u>	(9:06) (Shotgun) M.Skura reported in as eligible. J.Dobbins right guard to BLT 37 for 1 yard (W.Compton; J.Simmons).	
2-9-BLT 37	(8:36) (Shotgun) L.Jackson right end to BLT 45 for 8 yards (W.Compton). Baltimore challenged the short of the line to gain ruling, and the play was Upheld. The ruling on the field stands. (Timeout #1.)	
3-1-BLT 45	(7:54) PENALTY on BLT-M.Andrews, False Start, 4 yards, enforced at BLT 45 - No Play.	
3-5-BLT 41	(7:54) (Shotgun) L.Jackson pass incomplete deep middle to M.Andrews.	
4-5-BLT 41	(7:49) S.Koch punts 40 yards to TEN 19, Center-M.Cox, fair catch by K.Raymond. PENALTY on TEN-N.Dzubnar, Offensive Holding, 9 yards, enforced at TEN 19.	

Tennessee Titans at 7:43

1-10-TEN 10	(7:43) D.Henry left guard to TEN 11 for 1 yard (T.Bowser; D.Wolfe). TEN-T.Sambrailo was injured during the play.	
2-9-TEN 11	(7:09) R.Tannehill scrambles right end to TEN 23 for 12 yards (D.Wolfe).	R18
<u>1-10-TEN 23</u>	(6:35) D.Henry left tackle to TEN 27 for 4 yards (M.Harrison; P.McPhee).	
2-6-TEN 27	(5:57) R.Tannehill pass short middle to A.Firkser to TEN 36 for 9 yards (C.Clark) [M.Judon].	P19
<u>1-10-TEN 36</u>	(5:17) R.Tannehill pass short right to C.Davis ran ob at BLT 42 for 22 yards (M.Peters).	P20
<u>1-10-BLT 42</u>	(4:50) (No Huddle) D.Henry left guard to BLT 39 for 3 yards (C.Clark; C.Board).	
2-7-BLT 39	(4:05) (Shotgun) R.Tannehill pass short left to A.Brown pushed ob at BLT 14 for 25 yards (M.Humphrey).	P21
<u>1-10-BLT 14</u>	(3:56) D.Henry right end to BLT 6 for 8 yards (M.Harrison; P.Queen).	
2-2-BLT 6	(3:12) (Shotgun) R.Tannehill FUMBLES (Aborted) at BLT 11, and recovers at BLT 12. R.Tannehill sacked at BLT 14 for -8 yards (M.Judon).	
3-10-BLT 14	(2:26) (Shotgun) R.Tannehill pass short middle to A.Brown for 14 yards, TOUCHDOWN. Timeout #1 by TEN at 02:18. TWO-POINT CONVERSION ATTEMPT. R.Tannehill rushes up the middle. ATTEMPT SUCCEEDS.	P22

TEN 24 BLT 21, 10 plays, 90 yards, 5:25 drive, 12:42 elapsed

S.Gostkowski kicks 65 yards from TEN 35 to end zone, Touchback.

Baltimore Ravens at 2:18

1-10-BLT 25	(2:18) (Shotgun) L.Jackson pass short right to W.Snead to BLT 33 for 8 yards (R.Evans).	
-------------	---	--

Two-Minute Warning

2-2-BLT 33	(2:00) (Shotgun) L.Jackson right guard to BLT 41 for 8 yards (J.Kalu).	R18
<u>1-10-BLT 41</u>	(1:44) (No Huddle, Shotgun) L.Jackson pass short left to M.Andrews pushed ob at TEN 44 for 15 yards (M.Butler).	P19
<u>1-10-TEN 44</u>	(1:37) (Shotgun) L.Jackson scrambles up the middle to TEN 30 for 14 yards (J.Kalu).	R20
<u>1-10-TEN 30</u>	(1:17) (No Huddle, Shotgun) L.Jackson pass short right to D.Bryant to TEN 14 for 16 yards (K.Byard).	P21
<u>1-10-TEN 14</u>	(:51) (No Huddle, Shotgun) PENALTY on BLT-D.Bryant, False Start, 5 yards, enforced at TEN 14 - No Play.	
1-15-TEN 19	(:39) (No Huddle, Shotgun) L.Jackson pass short middle to W.Snead to TEN 10 for 9 yards (A.Hooker). Timeout #2 by BLT at 00:32.	
2-6-TEN 10	(:32) (Shotgun) L.Jackson pass incomplete short middle to W.Snead (D.King).	
3-6-TEN 10	(:28) (Shotgun) L.Jackson pass incomplete short right [D.Roberson]. Jackson throws pass away to avoid sack.	
4-6-TEN 10	(:18) J.Tucker 29 yard field goal is GOOD, Center-M.Cox, Holder-S.Koch.	

Tennessee Titans vs Baltimore Ravens at M&T Bank Stadium

TEN 24 BLT 24, 9 plays, 65 yards, 2:03 drive, 14:45 elapsed

J.Tucker kicks 65 yards from BLT 35 to end zone, Touchback.

Tennessee Titans at 0:15

1-10-TEN 25 (:15) R.Tannehill kneels to TEN 24 for -1 yards.

END OF QUARTER

	Score	Time Poss	First Downs				Efficiencies	
			R	P	X	T	3 Down	4 Down
Tennessee Titans	24	9:28	4	5	0	9	1/2	0/0
Baltimore Ravens	24	5:32	2	3	0	5	1/3	0/0

# Overtime

11/22/2020

Play By Play

BLT wins toss, elects to Receive, and TEN elects to defend the West goal.

S.Gostkowski kicks 65 yards from TEN 35 to end zone, Touchback.

Baltimore Ravens at 10:00

- 1-10-BLT 25 (10:00) (Shotgun) J.Dobbins right end to BLT 27 for 2 yards (A.Hooker; H.Landry III).
- 2-8-BLT 27 (9:24) (Shotgun) L.Jackson sacked at BLT 18 for -9 yards (H.Landry III).
- 3-17-BLT 18 (8:40) (Shotgun) L.Jackson pass short middle to J.Dobbins to BLT 27 for 9 yards (H.Landry III).
- 4-8-BLT 27 (8:05) S.Koch punts 46 yards to TEN 27, Center-M.Cox, fair catch by K.Raymond.

Tennessee Titans at 7:58

- 1-10-TEN 27 (7:58) R.Tannehill pass short right to C.Davis pushed ob at TEN 41 for 14 yards (M.Humphrey). P23
- 1-10-TEN 41 (7:25) D.Henry left end to TEN 45 for 4 yards (M.Harrison).
- 2-6-TEN 45 (6:44) (Shotgun) R.Tannehill pass short middle to C.Davis to BLT 44 for 11 yards (M.Peters). BLT-M.Judon was injured during the play. P24
- 1-10-BLT 44 (6:20) D.Henry left guard to BLT 40 for 4 yards (P.McPhee).
- 2-6-BLT 40 (5:43) (Shotgun) R.Tannehill pass short right to A.Brown pushed ob at BLT 29 for 11 yards (M.Humphrey). P25
- 1-10-BLT 29 (5:29) D.Henry left end for 29 yards, TOUCHDOWN. R26

TEN 30 BLT 24, 6 plays, 73 yards, 2:37 drive, 4:39 elapsed
--

END OF QUARTER

	Score	Time Poss	First Downs				Efficiencies	
			R	P	X	T	3 Down	4 Down
Tennessee Titans	30	2:37	1	3	0	4	0/0	0/0
Baltimore Ravens	24	2:02	0	0	0	0	0/1	0/0

# Miscellaneous Statistics Report

Tennessee Titans vs Baltimore Ravens  
11/22/2020 at M&T Bank Stadium

## Ten Longest Plays for Tennessee Titans

Yards	Qtr	Play Start	Play Description
50	3	1-10-TEN 43	(7:18) R.Tannehill pass deep right to C.Davis pushed ob at BLT 7 for 50 yards (D.Elliott).
29	5	1-10-BLT 29	(5:29) D.Henry left end for 29 yards, TOUCHDOWN.
25	4	2-7-BLT 39	(4:05) (Shotgun) R.Tannehill pass short left to A.Brown pushed ob at BLT 14 for 25 yards (M.Humphrey).
24	4	1-10-TEN 43	(14:30) D.Henry right end pushed ob at BLT 33 for 24 yards (C.Clark).
22	4	1-10-TEN 36	(5:17) R.Tannehill pass short right to C.Davis ran ob at BLT 42 for 22 yards (M.Peters).
21	2	1-10-TEN 25	(5:12) R.Tannehill right end ran ob at TEN 46 for 21 yards (C.Board).
16	4	1-10-TEN 27	(15:00) R.Tannehill pass deep left to C.Davis to TEN 43 for 16 yards (M.Humphrey). TEN-J.Smith was injured during the play.
14	1	3-11-BLT 41	(12:28) (Shotgun) R.Tannehill pass short right to C.Batson ran ob at BLT 27 for 14 yards (M.Judon) [C.Board].
14	4	3-10-BLT 14	(2:26) (Shotgun) R.Tannehill pass short middle to A.Brown for 14 yards, TOUCHDOWN.
14	5	1-10-TEN 27	(7:58) R.Tannehill pass short right to C.Davis pushed ob at TEN 41 for 14 yards (M.Humphrey).

## Ten Longest Plays for Baltimore Ravens

Yards	Qtr	Play Start	Play Description
31	3	2-8-TEN 31	(9:40) (Shotgun) M.Skura reported in as eligible. L.Jackson pass deep left to M.Andrews for 31 yards, TOUCHDOWN.
30	2	3-13-TEN 41	(6:44) (Shotgun) L.Jackson pass deep middle to M.Andrews to TEN 11 for 30 yards (J.Kalu).
22	1	1-10-TEN 37	(3:51) (Shotgun) L.Jackson right end ran ob at TEN 30 for 7 yards (B.Borders).
21	3	3-5-BLT 41	(10:51) (Shotgun) L.Jackson pass short middle to J.Dobbins pushed ob at BLT 47 for 6 yards (A.Hooker).
16	4	1-10-TEN 30	(1:17) (No Huddle, Shotgun) L.Jackson pass short right to D.Bryant to TEN 14 for 16 yards (K.Byard).
15	4	1-10-BLT 41	(1:44) (No Huddle, Shotgun) L.Jackson pass short left to M.Andrews pushed ob at TEN 44 for 15 yards (M.Butler).
14	1	3-10-BLT 37	(5:47) (Shotgun) L.Jackson pass short middle to M.Andrews to TEN 49 for 14 yards (K.Byard; J.Kalu).
14	3	3-7-BLT 20	(4:49) (Shotgun) L.Jackson pass short right to J.Proche to BLT 34 for 14 yards (B.Borders).
14	4	1-10-TEN 44	(1:37) (Shotgun) L.Jackson scrambles up the middle to TEN 30 for 14 yards (J.Kalu).
11	2	1-10-BLT 40	(9:25) J.Dobbins right guard to TEN 49 for 11 yards (K.Byard).

## Touchdown Scoring Information

		Offense	Defense	Special Teams
VISITOR	Tennessee Titans	3	0	0
HOME	Baltimore Ravens	2	0	0

## Player Scoring Information

Club	Player	TD	Rush TD	Rec TD	KO TD	Punt TD	Int TD	Fum TD	Misc TD	FG	XP	2Pt Rush	2Pt Rec	Sfty	Points
TEN	S.Gostkowski	0	0	0	0	0	0	0	0	3	1	0	0	0	10
TEN	D.Henry	0	1	0	0	0	0	0	0	0	0	0	0	0	6
TEN	A.Brown	0	0	1	0	0	0	0	0	0	0	0	0	0	6
TEN	J.Smith	0	0	1	0	0	0	0	0	0	0	0	0	0	6
TEN	R.Tannehill	0	0	0	0	0	0	0	0	0	0	1	0	0	2
BLT	J.Tucker	0	0	0	0	0	0	0	0	3	1	0	0	0	10
BLT	J.Dobbins	0	1	0	0	0	0	0	0	0	0	0	1	0	8
BLT	M.Andrews	0	0	1	0	0	0	0	0	0	0	0	0	0	6

## Possession Detail

	First Half		Second Half		Game	
	Visitor	Home	Visitor	Home	Visitor	Home
Largest Lead	7	7	6	11	7	11
Drives Leading	2	1	0	3	2	4
Time of Possession Leading	4:22	0:48	0:00	11:08	4:22	11:56
Largest Deficit	-7	-7	-11	-6	-11	-7
Drives Trailing	1	3	4	1	5	4
Time of Possession Trailing	4:29	13:58	16:34	2:03	21:03	16:01
Times Score Tied Up		0		1		1
Lead Changes		2		2		4

# Playtime Percentage

*Percent of playtime per player on offense, defense and special teams*

Tennessee Titans					Baltimore Ravens				
		Offense	Defense	Special Teams			Offense	Defense	Special Teams
D Kelly	T	70 100%		4 15%	O Brown	T	65 100%		4 15%
N Davis	G	70 100%		4 15%	B Bozeman	G	65 100%		4 15%
A Brewer	C	70 100%			B Powers	G	65 100%		4 15%
R Tannehill	QB	70 100%			P Mekari	C	65 100%		4 15%
B Jones	C	69 99%			L Jackson	QB	65 100%		
A Brown	WR	57 81%			M Andrews	TE	56 86%		
D Henry	RB	55 79%			W Snead	WR	48 74%		
T Sambrailo	T	53 76%		4 15%	M Brown	WR	47 72%		
C Davis	WR	52 74%			J Dobbins	RB	41 63%		
J Smith	TE	52 74%			D Fluker	G	35 54%		4 15%
G Swaim	TE	44 63%		13 48%	D Bryant	WR	35 54%		
A Firkser	TE	28 40%		6 22%	W Holden	G	30 46%		4 15%
C Batson	WR	18 26%		6 22%	P Ricard	FB	23 35%		7 26%
D Quessenberry	G	18 26%		4 15%	M Boykin	WR	15 23%		19 70%
K Blasingame	FB	15 21%		15 56%	D Duvernay	WR	13 20%		8 30%
K Raymond	WR	15 21%		10 37%	G Edwards	RB	13 20%		1 4%
J McNichols	RB	12 17%		6 22%	L Willson	TE	11 17%		2 7%
J Douglas	G	1 1%		4 15%	M Skura	C	9 14%		4 15%
D Foreman	RB	1 1%		1 4%	J Hill	RB	7 11%		19 70%
K Byard	FS		65 100%		M Ingram	RB	6 9%		
A Hooker	FS		64 98%	10 37%	J Proche	WR	1 2%		3 11%
B Borders	CB		64 98%	6 22%	C Clark	SS		70 100%	8 30%
M Butler	CB		64 98%	1 4%	M Humphrey	CB		70 100%	5 19%
H Landry	LB		64 98%		D Elliott	FS		69 99%	2 7%
J Simmons	DT		57 88%	5 19%	M Peters	CB		68 97%	
R Evans	LB		57 88%		P Queen	LB		59 84%	
D King	CB		52 80%	7 26%	J Ellis	NT		58 83%	4 15%
D Roberson	LB		52 80%	6 22%	D Wolfe	DE		56 80%	4 15%
D Jones	NT		50 77%	9 33%	M Judon	LB		47 67%	4 15%
W Compton	LB		33 51%	16 59%	P McPhee	LB		43 61%	4 15%
J Brown	LB		32 49%		M Harrison	LB		35 50%	23 85%
T Tart	DT		19 29%	4 15%	J Madubuike	DT		33 47%	
J Kalu	CB		18 28%	20 74%	B Washington	DT		29 41%	
J Crawford	DT		13 20%	9 33%	T Bowser	LB		26 37%	14 52%
M Dickerson	DT		8 12%	1 4%	J Smith	CB		26 37%	
D Bates	LB		1 2%	23 85%	Y Ngakoué	DE		22 31%	
N Dzubnar	LB		1 2%	23 85%	C Board	LB		20 29%	23 85%
T Skipper	LB		1 2%	2 7%	L Fort	LB		20 29%	15 56%
C Milton	CB			17 63%	J Ferguson	LB		19 27%	5 19%
S Perry	RB			15 56%	A Levine	SS			23 85%
S Gostkowski	K			11 41%	J Richards	SS			23 85%
N Westbrook	WR			11 41%	K Welch	LB			19 70%
C Jackson	CB			9 33%	J Tucker	K			10 37%
M Overton	LS			7 26%	T Williams	CB			9 33%
T Daniel	P			7 26%					



L Woodside

QB

1

4% S Koch

P

7

26%

M Cox

LS

7

26%

# 2020 TENNESSEE TITANS REGULAR SEASON STATISTICS

Won 7, Lost 3

Date	W-L	Score	OT	Opponent	Attendance
09/14	W	16-14		at Denver	
09/20	W	33-30		Jacksonville	
09/27	W	31-30		at Minnesota	
10/13	W	42-16		Buffalo	8,403
10/18	W	42-36	OT	Houston	10,166
10/25	L	24-27		Pittsburgh	10,355
11/01	L	20-31		at Cincinnati	9,712
11/08	W	24-17		Chicago	13,871
11/12	L	17-34		Indianapolis	13,949
11/22	W	30-24	OT	at Baltimore	
11/29				at Indianapolis	
12/06				Cleveland	
12/13				at Jacksonville	
12/20				Detroit	
12/27				at Green Bay	
01/03				at Houston	

Statistic	Tenn.	Opp.
<b>Total First Downs</b>	<b>232</b>	<b>238</b>
Rushing	79	73
Passing	129	147
Penalty	24	18
3rd Down: Made/Att	53/119	75/139
3rd Down Pct.	44.5	54.0
4th Down: Made/Att	5/7	11/16
4th Down Pct.	71.4	68.8
<b>Possession Avg.</b>	<b>28:13</b>	<b>31:47</b>
<b>Total Net Yards</b>	<b>3794</b>	<b>3889</b>
Avg. Per Game	379.4	388.9
Total Plays	641	681
Avg. Per Play	5.9	5.7
<b>Net Yards Rushing</b>	<b>1511</b>	<b>1215</b>
Avg. Per Game	151.1	121.5
Total Rushes	312	274
<b>Net Yards Passing</b>	<b>2283</b>	<b>2674</b>
Avg. Per Game	228.3	267.4
Sacked/Yards Lost	15/111	12/98
Gross Yards	2394	2772
Att./Completions	314/205	395/265
Completion Pct.	65.3	67.1
Had Intercepted	4	10
<b>Punts/Average</b>	<b>33/46.2</b>	<b>31/48.2</b>
Net Punting Avg.	33/39.3	31/42.3
<b>Penalties/Yards</b>	<b>53/503</b>	<b>65/541</b>
<b>Fumbles/Ball Lost</b>	<b>7/1</b>	<b>16/5</b>
<b>Touchdowns</b>	<b>34</b>	<b>32</b>
Rushing	11	10
Passing	22	21
Returns	1	1

Score By Periods	Q1	Q2	Q3	Q4	OT	PTS
<b>Team</b>	<b>58</b>	<b>75</b>	<b>49</b>	<b>85</b>	<b>12</b>	<b>279</b>
<b>Opponents</b>	<b>44</b>	<b>78</b>	<b>51</b>	<b>86</b>	<b>0</b>	<b>259</b>

Scoring	TD	Rush	Rec	Ret	K-PAT	FG	S	PTS
Gostkowski	0	0	0	0	26/28	15/23	0	71
Henry	9	9	0	0			0	54
J. Smith	8	1	7	0			0	48
A. Brown	7	0	7	0			0	42
C. Davis	3	0	3	0			0	18
Humphries	2	0	2	0			0	12
Tannehill	1	1	0	0			0	8
Firkser	1	0	1	0			0	6
Foreman	1	0	1	0			0	6
King LG	1	0	0	1			0	6
King TM	1	0	0	1			0	6
Pruitt	1	0	1	0			0	6
Westbrook	0	0	0	0			0	2
<b>Team</b>	<b>34</b>	<b>11</b>	<b>22</b>	<b>1</b>	<b>26/28</b>	<b>15/23</b>	<b>0</b>	<b>279</b>
<b>Opponents</b>	<b>32</b>	<b>10</b>	<b>21</b>	<b>1</b>	<b>26/28</b>	<b>13/14</b>	<b>0</b>	<b>259</b>

**2-Pt Conv:** Tannehill, Westbrook 2-4, OPP 1-4  
**Sacks:** Landry 3.5, D. Jones 2, Simmons 2, J. Brown 1, Crawford 1, Fulton 1, King LG 1, Vaccaro 1, R. Evans 0.5, **TM 12, OPP 15**  
**FUM/Lost:** Tannehill 5/1, Brinkley 1/0, Douglas 1/0

Rushing	No.	Yds	Avg	Long	TD
Henry	229	1079	4.7	94t	9
McNichols	26	173	6.7	20	0
Tannehill	28	149	5.3	23	1
Foreman	18	67	3.7	15	0
D. Evans	5	21	4.2	9	0
Batson	2	15	7.5	11	0
Perry	2	9	4.5	6	0
J. Smith	1	1	1.0	1t	1
Humphries	0	0	---	---	0
Raymond	1	-3	-3.0	-3	0
<b>Team</b>	<b>312</b>	<b>1511</b>	<b>4.8</b>	<b>94t</b>	<b>11</b>
<b>Opponents</b>	<b>274</b>	<b>1215</b>	<b>4.4</b>	<b>39t</b>	<b>10</b>

Receiving	No.	Yds	Avg	Long	TD
C. Davis	39	549	14.1	50	3
A. Brown	36	540	15.0	73t	7
J. Smith	30	338	11.3	63	7
Firkser	29	282	9.7	45	1
Humphries	22	219	10.0	23	2
Henry	12	86	7.2	53	0
Raymond	9	187	20.8	61	0
Batson	8	74	9.3	18	0
McNichols	6	29	4.8	9	0
Blasingame	3	23	7.7	13	0
Swaim	3	19	6.3	9	0
Pruitt	3	17	5.7	10	1
Westbrook	2	14	7.0	7	0
Hollister	1	12	12.0	12	0
Foreman	1	5	5.0	5t	1
Tannehill	1	0	0.0	0	0
<b>Team</b>	<b>205</b>	<b>2394</b>	<b>11.7</b>	<b>73t</b>	<b>22</b>
<b>Opponents</b>	<b>265</b>	<b>2772</b>	<b>10.5</b>	<b>71t</b>	<b>21</b>

Interceptions	No.	Yds	Avg	Long	TD
Hooker	3	9	3.0	6	0
Butler	2	97	48.5	68	0
Fulton	1	44	44.0	44	0
Cruikshank	1	13	13.0	13	0
Joseph TM	1	5	5.0	5	0
J. Brown	1	0	0.0	0	0
Landry	1	0	0.0	0	0
T. Smith	0	5	---	5	0
<b>Team</b>	<b>10</b>	<b>173</b>	<b>17.3</b>	<b>68</b>	<b>0</b>
<b>Opponents</b>	<b>4</b>	<b>41</b>	<b>10.3</b>	<b>25</b>	<b>0</b>

Punting	No.	Yds	Avg	Net	TB	In	Lg	B
Kern	20	965	48.3	41.4	2	11	66	0
Allen	8	404	50.5	40.0	1	0	65	0
Daniel	4	157	39.3	30.0	0	0	52	1
<b>Team</b>	<b>33</b>	<b>1526</b>	<b>46.2</b>	<b>39.3</b>	<b>3</b>	<b>11</b>	<b>66</b>	<b>1</b>
<b>Opponents</b>	<b>31</b>	<b>1493</b>	<b>48.2</b>	<b>42.3</b>	<b>2</b>	<b>15</b>	<b>71</b>	<b>0</b>

Punt Returns	Ret	FC	Yds	Avg	Long	TD
Raymond	17	7	143	8.4	40	0
King LG	6	4	17	2.8	7	0
<b>Team</b>	<b>17</b>	<b>7</b>	<b>143</b>	<b>8.4</b>	<b>40</b>	<b>0</b>
<b>Opponents</b>	<b>15</b>	<b>9</b>	<b>169</b>	<b>11.3</b>	<b>57</b>	<b>0</b>

Kickoff Returns	No.	Yds	Avg	Long	TD
Raymond	15	275	18.3	30	0
Batson	6	130	21.7	35	0
Blasingame	1	11	11.0	11	0
Kalu	1	2	2.0	2	0
<b>Team</b>	<b>23</b>	<b>418</b>	<b>18.2</b>	<b>35</b>	<b>0</b>
<b>Opponents</b>	<b>24</b>	<b>512</b>	<b>21.3</b>	<b>49</b>	<b>0</b>

Field Goals	1-19	20-29	30-39	40-49	50+
Gostkowski	0/0	2/3	3/4	4/9	6/7
<b>Team</b>	<b>0/0</b>	<b>2/3</b>	<b>3/4</b>	<b>4/9</b>	<b>6/7</b>
<b>Opponents</b>	<b>0/0</b>	<b>4/4</b>	<b>6/6</b>	<b>3/4</b>	<b>0/0</b>

Gostkowski: (47N,44B,42N,25G)(51G,49G)(39G,31G, 30G,51G,54G,55G)(  
 (27B,37N)(51G,45N)(53N)(40G) (50G,44N)(40G,40G,22G)  
 OPP: )(35G)(41G,49N)(43G)(38G)(38G,30G)(33G) (22G)(24G,43G)(30G,27G,29G)

Passing	Att	Cmp	Yds	Cmp%	Yds/Att	TD	TD%	Int	Int%	Long	Sack/Lost	Rating
Tannehill	312	204	2387	65.4	7.65	22	7.1	4	1.3	73t	14/111	106.6
Kern	1	0	0	0.0	0.00	0	0.0	0	0.0	---	0/0	39.6
Woodside	1	1	7	100.0	7.00	0	0.0	0	0.0	7	0/0	95.8
Humphries	0	0	0	---	---	0	---	0	---	---	1/0	---
<b>Team</b>	<b>314</b>	<b>205</b>	<b>2394</b>	<b>65.3</b>	<b>7.62</b>	<b>22</b>	<b>7.0</b>	<b>4</b>	<b>1.3</b>	<b>73t</b>	<b>15/111</b>	<b>106.3</b>
<b>Opponents</b>	<b>395</b>	<b>265</b>	<b>2772</b>	<b>67.1</b>	<b>7.02</b>	<b>21</b>	<b>5.3</b>	<b>10</b>	<b>2.5</b>	<b>71t</b>	<b>12/98</b>	<b>94.4</b>

## **TITANS RACE PAST COLTS 45-26, TAKE LEAD IN AFC SOUTH**

**BY JIM WYATT  
TENNESSEE TITANS  
NOVEMBER 29, 2020**

INDIANAPOLIS – The Titans showed up at Lucas Oil Stadium on Sunday and treated fans to their own version of the Indy 500 by racing past the Colts.

As a result, the road to the AFC South title has taken a detour through Nashville.

The Titans scored at a fast and furious pace early against the Colts and sped away with a 45-26 win -- and a spot alone atop the division with five games left to play in December. They looked like a racecar in the process, even with a giant Hummer, or hammer, in the backfield.

And after a shaky start, the defense played with some swagger, and success.

"It was a big win for us," Titans quarterback Ryan Tannehill said. "We knew coming in it was going to be a tough game – we have a ton of respect for (the Colts). We knew we were going to have to come out and start fast and be able to finish strong. Being able to start the way we did was huge, and we did enough down the stretch to be able to pull it off."

It's been quite the turnaround for the Titans, who appeared stuck in neutral following a November 12 loss to the Colts at Nissan Stadium. But the Titans have looked like a different team since, with back-to-back road wins at Baltimore and Indianapolis.

Did someone say, 'All gas, no brakes?'

OK, maybe not.

Nonetheless, the Titans improved to 8-3 with the win, while the Colts dropped to 7-4.

"We were playing for first place, and we were going on the road," Titans coach Mike Vrabel said. "We knew it was a tough place to play. We played them 17 days ago and we knew it was going to be a challenge. I'm just proud of the way our guys finished.

"I think it was a combination of a lot of things – playing complementary football, playing better, coaching better."

Titans running back Derrick Henry ran for 140 yards and three touchdowns in the first half, and he finished the game with 178 yards on 27 carries. It was Henry's eighth straight road game with 100-plus rushing yards, which tied him with former Titans running back Chris Johnson for the second-longest streak since the 1970 merger.

Henry was a bruiser once again, one week after running for 133 yards and the game-winning touchdown at Baltimore. Henry leads the NFL with 1,257 rushing yards, and 12 touchdowns.

"I think we focused on what we could do as a team," said Henry, who scored on runs of one, 11 and 12 yards. "Being physical, finishing drives, getting off the field on third down as a defense ... and (doing well) on special teams, just playing an overall game, a great game, in all three phases. I feel like we did that today."

Tannehill engineered one drive after the next at the start, as the Titans scored 35 points in the first half with an offensive explosion. Tannehill completed 13-of-22 passes for 221 yards and a touchdown in the contest, and he also ran for a score as the Titans built a comfortable lead.

The Titans scored on their opening possession on a 12-yard touchdown pass from Tannehill to Henry, which capped a 10-play, 75-yard drive that featured an efficient Tannehill and a productive Henry.

After the Colts answered back with a an 11-yard touchdown pass from quarterback Philip Rivers to tight end Trey Burton, the Titans got on the board again with a quick strike – a 69-yard touchdown pass from Tannehill to receiver A.J. Brown, which gave the Titans a 14-7 lead with nine seconds left in the first quarter. Brown caught a pass across the middle from Tannehill, and then he outraced several Colts defenders into the end zone.

"Whenever I've got the ball in my hands I am trying to score – that is my mindset," said Brown, who finished the contest with four catches for 98 yards. "And (make sure) not get tackled inside the 10."

After the Colts answered back with a one-yard touchdown run by quarterback Jacoby Brissett to tie the game at 14-14, the Titans just kept on coming.

Henry scored again on a one-yard touchdown run to make it 21-14, and then Henry scored again on an 11-yard touchdown run.

Smelling blood, the Titans kept their foot on the gas. A fourth-down throw from Tannehill to Davis put the ball at the Indianapolis one-yard line, and Tannehill ran it in for another touchdown, capping it off with a finger roll, and the Titans led 35-14 at halftime.

The Titans extended the lead to 38-14 late in the third quarter on a 49-yard field goal by kicker Stephen Gostkowski before the Colts added a pair of fourth quarter touchdowns -- a one-yard run by Brissett, and a pass from Rivers to receiver T.Y. Hilton – to make it 38-26.

Brown capped off the scoring when he returned an onsidess kick 42 yards for a touchdown with 2:29 left.

The Titans return to action next Sunday against the Browns at Nissan Stadium.

"At 6 and 3, I don't think we were down and out," Titans safety Kenny Vaccaro said. "But at the same time, we knew we had to play better if we

wanted to separate ourselves from the pack. If we wanted to be a contending team, we couldn't play like we had played. Obviously now we have won two (in a row), two great wins. But we have to keep building and keep building, that way we improve into December and hopefully we're in the playoffs."

###

# National Football League Game Summary

NFL Copyright © 2020 by The National Football League. All rights reserved. This summary and play-by-play is for the express purpose of assisting media in their coverage of the game; any other use of this material is prohibited without the written permission of the National Football League.

Date: Sunday, 11/29/2020

Tennessee Titans at Indianapolis Colts

Start Time: 1:02 PM EST

at Lucas Oil Stadium, Indianapolis, Ind.

## Game Day Weather

Game Weather: Partly Cloudy, 45 degr. Wind SW at 10 mph  
 Played Retractable Roof - Closed on Turf: Artificial

Temp: 45° F (7.2° C) Humidity: 56%, Wind: SW 10 mph  
 Outdoor Weather: Partly Cloudy, 45 degr. Wind SW at 10 mph, Wind Chill: 40

## Officials

Referee: Hussey, John (35)	Umpire: Ellison, Roy (81)	Down Judge: Bolinger, Brian (40)
Line Judge: Symonette, Tom (100)	Field Judge: Zimmer, Steve (33)	Side Judge: Baynes, Allen (56)
Back Judge: Bell, Grantis (27)	Replay Official: McGrath, John (0)	

## Lineups

Tennessee Titans			Indianapolis Colts		
Offense		Defense	Offense		Defense
WR 84	C.Davis	DE 94	J.Crawford	WR 13	T.Hilton
TE 87	G.Swaim	NT 90	D.Jones	LT 74	A.Castonzo
LT 72	D.Quessenberry	DT 98	J.Simmons	LG 56	Q.Nelson
LG 76	R.Saffold III	ILB 53	W.Compton	C 63	D.Pinter
C 60	B.Jones	ILB 54	R.Evans	RG 64	M.Glowinski
RG 64	N.Davis	OLB 58	H.Landry III	RT 72	B.Smith
RT 71	D.Kelly	CB 39	B.Borders	TE 84	J.Doyle
WR 11	A.Brown	CB 33	D.King	WR 14	Z.Pascal
QB 17	R.Tannehill	SS 24	K.Vaccaro	WR 11	M.Pittman
FB 41	K.Blasingame	FS 31	K.Byard	QB 17	P.Rivers
RB 22	D.Henry	CB 21	M.Butler	RB 21	N.Hines

## Substitutions

K 3 S.Gostkowski, QB 5 L.Woodside, P 6 B.Kern, WR 13 C.Batson, WR 14 K.Raymond, WR 15 N.Westbrook-Ikhine, RB 20 S.Perry, DB 23 T.Smith, RB 28 J.McNichols, CB 30 C.Milton, DB 37 A.Hooker, RB 45 D.Foreman, DB 46 J.Kalu, LS 47 M.Overton, LB 49 N.Dzubnar, OLB 50 D.Roberson, LB 51 D.Long, LB 56 D.Bates, OLB 59 T.Skipper, C 62 A.Brewer, G/C 75 J.Douglas, T 79 I.Wilson, TE 81 J.Smith, TE 86 A.Firkser, DE 92 M.Dickerson, DT 93 T.Tart

## Substitutions

K 3 R.Blankenship, QB 7 J.Brissett, P 8 R.Sanchez, WR 12 D.Harris, WR 16 A.Dulin, RB 20 J.Wilkins, CB 26 R.Ya-Sin, S 30 G.Odum, S 31 T.Wilson, CB 35 T.Smith, CB 38 T.Carrie, LB 45 E.Speed, LS 46 L.Rhodes, LB 49 M.Adams, DE 55 C.Marsh, DE 57 K.Turay, LB 59 J.Glasgow, T 62 L.Clark, T 75 C.Green, TE 80 T.Burton, TE 81 M.Alie-Cox, WR 83 M.Johnson, DT 92 K.Cline, DT 93 R.Windsor, DE 97 A.Muhammad

## Did Not Play

C 68 J.Hunt

## Did Not Play

## Not Active

WR 10 A.Humphries, CB 25 A.Jackson, LS 44 M.Orzech, TE 85 M.Pruitt, DL 91 L.Murchison

## Not Active

QB 9 J.Eason, CB 34 I.Rodgers, DE 52 B.Banogu, LB 58 B.Okereke, C 78 R.Kelly, WR 85 D.Patmon, TE 86 N.Togia

## Field Goals (made ( ) & missed)

S.Gostkowski	(49)					
		1	2	3	4	OT
VISITOR:	Tennessee Titans	14	21	3	7	0
HOME:	Indianapolis Colts	7	7	0	12	0
						Total
						45
						26

## Scoring Plays

Team	Qtr	Time	Play Description (Extra Point) (Drive Info)	Visitor	Home
Titans	1	9:12	D.Henry 12 yd. run (S.Gostkowski kick) (10-75, 5:48)	7	0
Colts	1	2:34	T.Burton 11 yd. pass from P.Rivers (R.Blankenship kick) (12-75, 6:38)	7	7
Titans	1	0:09	A.Brown 69 yd. pass from R.Tannehill (S.Gostkowski kick) (4-75, 2:25)	14	7
Colts	2	12:51	J.Brissett 1 yd. run (R.Blankenship kick) (6-75, 2:18)	14	14
Titans	2	6:15	D.Henry 1 yd. run (S.Gostkowski kick) (8-65, 3:29)	21	14
Titans	2	1:41	D.Henry 11 yd. run (S.Gostkowski kick) (9-86, 2:44)	28	14
Titans	2	0:20	R.Tannehill 1 yd. run (S.Gostkowski kick) (5-44, 0:53)	35	14
Titans	3	0:44	S.Gostkowski 49 yd. Field Goal (8-32, 4:54)	38	14
Colts	4	13:23	J.Brissett 1 yd. run (run failed) (9-75, 2:21)	38	20

# National Football League Game Summary

NFL Copyright © 2020 by The National Football League. All rights reserved. This summary and play-by-play is for the express purpose of assisting media in their coverage of the game; any other use of this material is prohibited without the written permission of the National Football League.

---

Colts	4	2:34	T.Hilton 5 yd. pass from P.Rivers (pass failed) (11-94, 3:21)	38	26
Titans	4	2:29	A.Brown 42 yd. kickoff return (S.Gostkowski kick) (0-0, 0:05)	45	26
Paid Attendance: 12,464				Time: 3:24	



## Final Team Statistics

	Visitor Titans	Home Colts
TOTAL FIRST DOWNS	28	27
By Rushing	16	6
By Passing	9	17
By Penalty	3	4
THIRD DOWN EFFICIENCY	5-12-42%	5-13-38%
FOURTH DOWN EFFICIENCY	1-1-100%	1-2-50%
TOTAL NET YARDS	449	336
Total Offensive Plays (inc. times thrown passing)	68	67
Average gain per offensive play	6.6	5.0
NET YARDS RUSHING	229	56
Total Rushing Plays	45	21
Average gain per rushing play	5.1	2.7
Tackles for a loss-number and yards	1-1	0-0
NET YARDS PASSING	220	280
Times thrown - yards lost attempting to pass	1-1	2-15
Gross yards passing	221	295
PASS ATTEMPTS-COMPLETIONS-HAD INTERCEPTED	22-13-0	44-24-1
Avg gain per pass play (inc.# thrown passing)	9.6	6.1
KICKOFFS Number-In End Zone-Touchbacks	8-7-6	5-3-3
PUNTS Number and Average	4-40.0	5-50.8
Had Blocked	0	0
FGs - PATs Had Blocked	0-0	0-0
Net Punting Average	40.0	40.4
TOTAL RETURN YARDAGE (Not Including Kickoffs)	52	0
No. and Yards Punt Returns	4-52	0-0
No. and Yards Kickoff Returns	2-60	2-49
No. and Yards Interception Returns	1-0	0-0
PENALTIES Number and Yards	9-63	6-50
FUMBLES Number and Lost	0-0	0-0
TOUCHDOWNS	6	4
Rushing	4	2
Passing	1	2
Kickoff Returns	1	0
EXTRA POINTS Made-Attempts	6-6	2-4
Kicking Made-Attempts	6-6	2-2
Passing Made-Attempts	0-0	0-1
Rushing Made-Attempts	0-0	0-1
FIELD GOALS Made-Attempts	1-1	0-0
RED ZONE EFFICIENCY	4-5-80%	4-4-100%
GOAL TO GO EFFICIENCY	2-2-100%	3-3-100%
SAFETIES	0	0
FINAL SCORE	45	26
TIME OF POSSESSION	35:33	24:27



## Ball Possession And Drive Chart

### Tennessee Titans

#	Time Recd	Time Lost	Time Poss	How Ball Obtained	Drive Began	# Play	Yds Gain	Yds Pen	Net Yds	1st Down	Last Scrm	How Given Up
1	15:00	9:12	5:48	Kickoff	TEN 25	10	75	0	75	5	* IND 12	Touchdown
2	2:34	0:09	2:25	Kickoff	TEN 25	4	80	-5	75	2	TEN 31	Touchdown
3	12:51	11:15	1:36	Kickoff	TEN 25	4	16	0	16	1	TEN 41	Punt
4	9:44	6:15	3:29	Punt	TEN 35	8	50	15	65	6	* IND 1	Touchdown
5	4:25	1:41	2:44	Punt	TEN 14	9	81	5	86	6	* IND 11	Touchdown
6	1:13	0:20	0:53	Punt	IND 44	5	44	0	44	2	* IND 1	Touchdown
7	13:42	11:36	2:06	Punt	TEN 28	5	16	0	16	1	TEN 44	Punt
8	8:44	6:26	2:18	Punt	TEN 39	4	16	0	16	1	IND 45	Punt
9	5:38	0:44	4:54	Interception	TEN 37	8	42	-10	32	2	IND 31	Field Goal
10	13:23	5:55	7:28	Kickoff	TEN 32	9	34	-5	29	2	IND 39	Punt
11	2:34	2:29	0:05	Kickoff		0	0	0	0	0		Touchdown
12	1:47	0:00	1:47	Downs	IND 16	3	-5	0	-5	0	* IND 20	End of Game

(400) Average TEN 36

### Indianapolis Colts

#	Time Recd	Time Lost	Time Poss	How Ball Obtained	Drive Began	# Play	Yds Gain	Yds Pen	Net Yds	1st Down	Last Scrm	How Given Up
1	9:12	2:34	6:38	Kickoff	IND 25	12	75	0	75	5	* TEN 11	Touchdown
2	0:09	12:51	2:18	Kickoff	IND 25	6	66	9	75	6	* TEN 1	Touchdown
3	11:15	9:44	1:31	Punt	IND 12	3	6	0	6	0	IND 18	Punt
4	6:15	4:25	1:50	Kickoff	IND 30	4	14	0	14	1	IND 44	Punt
5	1:41	1:13	0:28	Kickoff	IND 25	3	1	-10	-9	0	IND 16	Punt
6	0:20	0:00	0:20	Kickoff	IND 15	1	-1	0	-1	0	IND 15	End of Half
7	15:00	13:42	1:18	Kickoff	IND 25	4	15	0	15	1	IND 40	Punt
8	11:36	8:44	2:52	Punt	IND 8	6	9	6	15	2	IND 23	Punt
9	6:26	5:38	0:48	Punt	IND 13	4	14	0	14	1	IND 27	Interception
10	0:44	13:23	2:21	Kickoff	IND 25	9	75	0	75	4	* TEN 1	Touchdown
11	5:55	2:34	3:21	Punt	IND 6	11	71	23	94	7	* TEN 5	Touchdown
12	2:29	1:47	0:42	Kickoff	IND 25	4	-9	0	-9	0	IND 25	Downs

(234) Average IND 20

\* inside opponent's 20

Time of Possession by Quarter		1st	2nd	3rd	4th	OT	Total
Visitor	Tennessee Titans	8:13	8:42	9:18	9:20		35:33
Home	Indianapolis Colts	6:47	6:18	5:42	5:40		24:27
Kickoff Drive No.-Start Average		Titans: 4 - TEN 27			Colts: 8 - IND 24		

# Final Defensive Statistics

Tennessee Titans	Regular Defensive Plays											Special Teams					Misc				
	TKL	AST	COMB	SK	/ YDS	TFL	Q	IN	PD	FF	FR	TKL	AST	FF	FR	BL	TKL	AST	FF	FR	
K.Vaccaro	7	2	9	0	0	0	0	0	0	0	0	0	0	0	0	0	0	0	0	0	0
K.Byard	7	0	7	0	0	0	0	0	0	0	0	0	0	0	0	0	0	0	0	0	0
M.Butler	4	0	4	0	0	0	0	0	0	0	0	0	0	0	0	0	0	0	0	0	0
D.Jones	3	1	4	0	0	0	1	0	0	0	0	0	0	0	0	0	0	0	0	0	0
R.Evans	3	1	4	0	0	0	0	0	1	0	0	0	0	0	0	0	0	0	0	0	0
J.Simmons	2	2	4	1	6	1	1	0	1	0	0	0	0	0	0	0	0	0	0	0	0
D.Long	2	1	3	0	0	0	0	0	1	0	0	0	0	0	0	0	0	0	0	0	0
D.King	2	1	3	0	0	0	0	0	0	0	0	0	0	0	0	0	0	0	0	0	0
W.Compton	2	1	3	0	0	0	0	0	0	0	0	0	0	0	0	0	0	0	0	0	0
B.Borders	2	0	2	0	0	0	0	1	1	0	0	0	0	0	0	0	0	0	0	0	0
J.Crawford	2	0	2	0	0	0	0	0	0	0	0	0	0	0	0	0	0	0	0	0	0
H.Landry III	1	0	1	1	9	1	1	0	0	0	0	0	0	0	0	0	0	0	0	0	0
T.Tart	1	0	1	0	0	0	1	0	0	0	0	0	0	0	0	0	0	0	0	0	0
M.Dickerson	0	1	1	0	0	0	1	0	0	0	0	0	0	0	0	0	0	0	0	0	0
D.Roberson	0	0	0	0	0	0	1	0	0	0	0	1	1	0	0	0	0	0	0	0	0
A.Hooker	0	0	0	0	0	0	0	0	1	0	0	0	0	0	0	0	0	0	0	0	0
S.Perry	0	0	0	0	0	0	0	0	0	0	0	1	0	0	0	0	0	0	0	0	0
<b>Total</b>	<b>38</b>	<b>10</b>	<b>48</b>	<b>2</b>	<b>15</b>	<b>2</b>	<b>6</b>	<b>1</b>	<b>5</b>	<b>0</b>	<b>0</b>	<b>2</b>	<b>1</b>	<b>0</b>	<b>0</b>	<b>0</b>	<b>0</b>	<b>0</b>	<b>0</b>	<b>0</b>	<b>0</b>

TKL = Tackle AST = Assist COMB = Combined QH=QB Hit IN = Interception PD = Pass Defense FF = Forced Fumble FR = Fumble Recovery

Indianapolis Colts	Regular Defensive Plays											Special Teams					Misc				
	TKL	AST	COMB	SK	/ YDS	TFL	QH	IN	PD	FF	FR	TKL	AST	FF	FR	BL	TKL	AST	FF	FR	
D.Leonard	9	5	14	1	1	1	1	0	1	0	0	0	0	0	0	0	0	0	0	0	0
A.Walker	3	3	6	0	0	0	0	0	0	0	0	0	0	0	0	0	0	0	0	0	0
T.Lewis	5	0	5	0	0	1	0	0	1	0	0	0	0	0	0	0	0	0	0	0	0
K.Willis	4	1	5	0	0	0	1	0	1	0	0	1	0	0	0	0	0	0	0	0	0
A.Muhammad	3	2	5	0	0	0	0	0	0	0	0	0	0	0	0	0	0	0	0	0	0
G.Stewart	3	1	4	0	0	0	0	0	0	0	0	0	0	0	0	0	0	0	0	0	0
T.Stallworth	2	2	4	0	0	0	0	0	0	0	0	0	0	0	0	0	0	0	0	0	0
K.Moore	3	0	3	0	0	0	0	0	0	0	0	0	0	0	0	0	0	0	0	0	0
R.Ya-Sin	2	1	3	0	0	0	0	0	0	0	0	0	0	0	0	0	0	0	0	0	0
Z.Franklin	2	0	2	0	0	0	0	0	0	0	0	1	0	0	0	0	0	0	0	0	0
T.Carrie	2	0	2	0	0	0	0	0	0	0	0	1	0	0	0	0	0	0	0	0	0
J.Houston	2	0	2	0	0	0	0	0	0	0	0	0	0	0	0	0	0	0	0	0	0
C.Marsh	2	0	2	0	0	0	0	0	0	0	0	0	0	0	0	0	0	0	0	0	0
J.Blackmon	1	1	2	0	0	0	0	0	0	0	0	0	0	0	0	0	0	0	0	0	0
K.Cline	1	1	2	0	0	0	0	0	0	0	0	0	0	0	0	0	0	0	0	0	0
X.Rhodes	1	0	1	0	0	0	0	0	0	0	0	0	0	0	0	0	0	0	0	0	0
R.Windsor	1	0	1	0	0	0	0	0	0	0	0	0	0	0	0	0	0	0	0	0	0
T.Wilson	1	0	1	0	0	0	0	0	0	0	0	0	0	0	0	0	0	0	0	0	0
A.Dulin	0	0	0	0	0	0	0	0	0	0	0	1	0	0	0	0	0	0	0	0	0
L.Rhodes	0	0	0	0	0	0	0	0	0	0	0	1	0	0	0	0	0	0	0	0	0
Z.Pascal	0	0	0	0	0	0	0	0	0	0	0	0	0	0	0	0	1	0	0	0	0
<b>Total</b>	<b>47</b>	<b>17</b>	<b>64</b>	<b>1</b>	<b>1</b>	<b>2</b>	<b>2</b>	<b>0</b>	<b>3</b>	<b>0</b>	<b>0</b>	<b>5</b>	<b>0</b>	<b>0</b>	<b>0</b>	<b>0</b>	<b>1</b>	<b>0</b>	<b>0</b>	<b>0</b>	<b>0</b>





## Play By Play

## First Quarter

11/29/2020

IND wins the coin toss and elects to defer. TEN elects to Receive, and IND elects to defend the north goal.

R.Blankenship kicks 65 yards from IND 35 to end zone, Touchback.

Tennessee Titans at 15:00

1-10-TEN 25	(15:00) (Shotgun) D.Henry left end to TEN 31 for 6 yards (T.Lewis).	
2-4-TEN 31	(14:27) R.Tannehill pass short right to C.Davis pushed ob at TEN 43 for 12 yards (R.Ya-Sin).	P1
<u>1-10-TEN 43</u>	(13:53) (Shotgun) D.Henry right guard to TEN 46 for 3 yards (T.Stallworth).	
2-7-TEN 46	(13:19) D.Henry right tackle to IND 45 for 9 yards (K.Willis).	R2
<u>1-10-IND 45</u>	(12:36) R.Tannehill pass short right to D.Henry to IND 41 for 4 yards (K.Willis).	
2-6-IND 41	(11:57) D.Henry left end to IND 29 for 12 yards (J.Blackmon).	R3
<u>1-10-IND 29</u>	(11:18) R.Tannehill pass short middle to A.Brown to IND 22 for 7 yards (K.Moore).	
2-3-IND 22	(10:39) J.McNichols right end to IND 20 for 2 yards (A.Walker).	
3-1-IND 20	(9:54) (Shotgun) R.Tannehill pass short middle to G.Swaim to IND 12 for 8 yards (D.Leonard).	P4
<u>1-10-IND 12</u>	(9:19) D.Henry right end for 12 yards, TOUCHDOWN.	R5
S.Gostkowski extra point is GOOD, Center-M.Overton, Holder-B.Kern.		

TEN 7 IND 0, 10 plays, 75 yards, 5:48 drive, 5:48 elapsed

S.Gostkowski kicks 65 yards from TEN 35 to end zone, Touchback.

Indianapolis Colts at 9:12

1-10-IND 25	(9:12) (Shotgun) N.Hines up the middle to IND 27 for 2 yards (D.King; W.Compton).	
2-8-IND 27	(8:45) (No Huddle, Shotgun) P.Rivers pass short right to N.Hines pushed ob at IND 39 for 12 yards (K.Byard).	P1
<u>1-10-IND 39</u>	(8:01) (No Huddle, Shotgun) N.Hines right end to IND 44 for 5 yards (R.Evans).	
2-5-IND 44	(7:26) (No Huddle, Shotgun) N.Hines right end to IND 46 for 2 yards (D.Jones).	
3-3-IND 46	(6:41) (Shotgun) J.Wilkins up the middle to IND 48 for 2 yards (R.Evans, J.Simmons). #7 Brissett in at QB for IND.	
4-1-IND 48	(6:05) J.Brissett scrambles right end ran ob at 50 for 2 yards (K.Byard).	R2
<u>1-10-50</u>	(5:27) P.Rivers pass short right to J.Wilkins to TEN 29 for 21 yards (K.Byard).	P3
<u>1-10-TEN 29</u>	(4:46) J.Wilkins up the middle to TEN 26 for 3 yards (J.Crawford, M.Dickerson).	
2-7-TEN 26	(4:08) (Shotgun) P.Rivers pass short right to T.Burton ran ob at TEN 14 for 12 yards.	P4
<u>1-10-TEN 14</u>	(3:29) (Shotgun) N.Hines left guard to TEN 11 for 3 yards (R.Evans; K.Vaccaro).	
2-7-TEN 11	(2:43) (Shotgun) P.Rivers pass incomplete short middle to M.Pittman.	
3-7-TEN 11	(2:40) (Shotgun) P.Rivers pass short middle to T.Burton for 11 yards, TOUCHDOWN.	P5
R.Blankenship extra point is GOOD, Center-L.Rhodes, Holder-R.Sanchez.		

TEN 7 IND 7, 12 plays, 75 yards, 6:38 drive, 12:26 elapsed

R.Blankenship kicks 65 yards from IND 35 to end zone, Touchback.

Tennessee Titans at 2:34

1-10-TEN 25	(2:34) (Shotgun) R.Tannehill pass short left to D.Henry to TEN 28 for 3 yards (K.Willis; T.Stallworth).	
2-7-TEN 28	(1:54) D.Henry right end to TEN 34 for 6 yards (J.Blackmon; D.Leonard).	
3-1-TEN 34	(1:17) R.Tannehill up the middle to TEN 36 for 2 yards (A.Walker).	R6
<u>1-10-TEN 36</u>	(:43) R.Tannehill pass short left to C.Davis pushed ob at TEN 45 for 9 yards (J.Blackmon).	
PENALTY on TEN, Illegal Shift, 5 yards, enforced at TEN 36 - No Play.		
1-15-TEN 31	(:22) (Shotgun) R.Tannehill pass short middle to A.Brown for 69 yards, TOUCHDOWN.	P7
S.Gostkowski extra point is GOOD, Center-M.Overton, Holder-B.Kern.		

TEN 14 IND 7, 4 plays, 75 yards, 2:25 drive, 14:51 elapsed

S.Gostkowski kicks 65 yards from TEN 35 to end zone, Touchback.

Indianapolis Colts at 0:09

1-10-IND 25	(:09) (Shotgun) J.Wilkins left end to IND 28 for 3 yards (J.Crawford).
-------------	--

## END OF QUARTER

	Score	Time Poss	First Downs				Efficiencies	
			R	P	X	T	3 Down	4 Down
Tennessee Titans	14	8:13	4	3	0	7	2/2	0/0
Indianapolis Colts	7	6:47	1	4	0	5	1/2	1/1

## Second Quarter

11/29/2020

## Play By Play

Indianapolis Colts continued.

2-7-IND 28	(15:00) (Shotgun) P.Rivers pass deep left to T.Burton ran ob at IND 47 for 19 yards.	P6
<u>1-10-IND 47</u>	(14:36) (No Huddle, Shotgun) P.Rivers pass short right to N.Hines to TEN 34 for 19 yards (K.Vaccaro).	P7
<u>1-10-TEN 34</u>	(14:00) (No Huddle, Shotgun) N.Hines right tackle to TEN 24 for 10 yards (K.Byard, D.Long).	R8
<u>1-10-TEN 24</u>	(13:23) (No Huddle, Shotgun) P.Rivers pass short left to M.Pittman pushed ob at TEN 10 for 14 yards (M.Butler).	P9
<u>1-10-TEN 10</u>	(13:02) (No Huddle, Shotgun) P.Rivers pass incomplete short left to T.Hilton.	
	PENALTY on TEN-K.Byard, Defensive Pass Interference, 9 yards, enforced at TEN 10 - No Play.	X10
<u>1-1-TEN 1</u>	(12:58) (Shotgun) J.Brissett left guard for 1 yard, TOUCHDOWN.	R11
	R.Blankenship extra point is GOOD, Center-L.Rhodes, Holder-R.Sanchez.	

TEN 14 IND 14, 6 plays, 75 yards, 1 penalty, 2:18 drive, 2:09 elapsed

R.Blankenship kicks 65 yards from IND 35 to end zone, Touchback.

Tennessee Titans at 12:51

1-10-TEN 25	(12:51) D.Henry right tackle to TEN 35 for 10 yards (Z.Franklin).	R8
<u>1-10-TEN 35</u>	(12:10) D.Henry left tackle to TEN 41 for 6 yards (J.Houston).	
2-4-TEN 41	(11:32) R.Tannehill pass incomplete short right to D.Henry (K.Willis).	
3-4-TEN 41	(11:25) (Shotgun) R.Tannehill pass incomplete short left to A.Firkser (D.Leonard).	
4-4-TEN 41	(11:21) B.Kern punts 47 yards to IND 12, Center-M.Overton, out of bounds.	

Indianapolis Colts at 11:15

1-10-IND 12	(11:15) J.Wilkins left tackle to IND 13 for 1 yard (K.Vaccaro, J.Simmons). #17 Rivers in at QB for IND.
2-9-IND 13	(10:37) (Shotgun) P.Rivers pass incomplete short left to N.Hines.
3-9-IND 13	(10:34) (Shotgun) P.Rivers pass short middle to N.Hines to IND 18 for 5 yards (K.Byard).
4-4-IND 18	(9:54) R.Sanchez punts 58 yards to TEN 24, Center-L.Rhodes. K.Raymond to TEN 35 for 11 yards (A.Dulin).

Tennessee Titans at 9:44

1-10-TEN 35	(9:44) R.Tannehill pass short middle to G.Swaim to TEN 47 for 12 yards (K.Moore).	P9
<u>1-10-TEN 47</u>	(9:05) D.Henry right tackle to IND 43 for 10 yards (Z.Franklin).	R10
<u>1-10-IND 43</u>	(8:23) D.Henry right end to IND 38 for 5 yards (D.Leonard).	
2-5-IND 38	(7:46) (Shotgun) R.Tannehill pass incomplete short right to D.Henry (T.Lewis).	
3-5-IND 38	(7:42) (Shotgun) R.Tannehill pass incomplete deep right to C.Davis.	
	PENALTY on IND-R.Ya-Sin, Defensive Pass Interference, 13 yards, enforced at IND 38 - No Play.	X11
<u>1-10-IND 25</u>	(7:37) PENALTY on IND-R.Windsor, Neutral Zone Infraction, 5 yards, enforced at IND 25 - No Play.	
1-5-IND 20	(7:37) (Shotgun) PENALTY on TEN-G.Swaim, False Start, 5 yards, enforced at IND 20 - No Play.	
1-10-IND 25	(7:37) R.Tannehill pass short left to C.Davis pushed ob at IND 4 for 21 yards (T.Carrie).	P12
<u>1-4-IND 4</u>	(7:14) (No Huddle, Shotgun) D.Henry right guard to IND 3 for 1 yard (J.Houston, A.Walker).	
2-3-IND 3	(6:31) A.Brewer reported in as eligible. R.Tannehill pass incomplete short right.	
3-3-IND 3	(6:25) (Shotgun) R.Tannehill sacked at IND 13 for -10 yards (sack split by J.Houston and A.Muhammad).	
	PENALTY on IND-R.Ya-Sin, Illegal Use of Hands, 2 yards, enforced at IND 3 - No Play.	X13
<u>1-1-IND 1</u>	(6:20) A.Brewer reported in as eligible. D.Henry right end for 1 yard, TOUCHDOWN.	R14
	S.Gostkowski extra point is GOOD, Center-M.Overton, Holder-B.Kern.	

TEN 21 IND 14, 8 plays, 65 yards, 3 penalties, 3:29 drive, 8:45 elapsed

S.Gostkowski kicks 62 yards from TEN 35 to IND 3. T.Smith to IND 30 for 27 yards (D.Roberson).

Indianapolis Colts at 6:15, (1st play from scrimmage 6:08)

1-10-IND 30	(6:08) (Shotgun) P.Rivers pass short right to N.Hines to IND 40 for 10 yards (R.Evans).	P12
<u>1-10-IND 40</u>	(5:27) (Shotgun) P.Rivers pass incomplete short middle to T.Burton [T.Tart].	
2-10-IND 40	(5:23) (Shotgun) P.Rivers pass short left to N.Hines to IND 44 for 4 yards (D.King).	
3-6-IND 44	(4:37) (Shotgun) P.Rivers pass incomplete short right to M.Pittman.	
4-6-IND 44	(4:32) R.Sanchez punts 42 yards to TEN 14, Center-L.Rhodes, fair catch by K.Raymond.	

Tennessee Titans at 4:25

1-10-TEN 14	(4:25) D.Henry right tackle to TEN 45 for 31 yards (K.Willis).	R15
<u>1-10-TEN 45</u>	(3:42) D.Henry left guard to IND 47 for 8 yards (K.Moore).	
2-2-IND 47	(3:01) D.Foreman left end to IND 42 for 5 yards (G.Stewart).	R16

Tennessee Titans vs Indianapolis Colts at Lucas Oil Stadium

- 1-10-IND 42 (2:25) (No Huddle) R.Tannehill pass incomplete deep right [K.Willis].
- 2-10-IND 42 (2:15) D.Foreman left end to IND 30 for 12 yards (D.Leonard; K.Cline). R17
- PENALTY on IND-G.Stewart, Defensive Holding, 5 yards, enforced at IND 30. X18

Two-Minute Warning

- 1-10-IND 25 (2:00) D.Henry up the middle to IND 20 for 5 yards (D.Leonard, T.Stallworth).  
Timeout #1 by IND at 01:56.
- 2-5-IND 20 (1:56) D.Henry right end to IND 16 for 4 yards (T.Stallworth, D.Leonard).  
Timeout #2 by IND at 01:52.
- 3-1-IND 16 (1:52) (Shotgun) Direct snap to C.Batson. C.Batson right end to IND 11 for 5 yards (D.Leonard). R19  
Timeout #3 by IND at 01:46.
- 1-10-IND 11 (1:46) D.Henry right end for 11 yards, TOUCHDOWN. R20  
S.Gostkowski extra point is GOOD, Center-M.Overton, Holder-B.Kern.

TEN 28 IND 14, 9 plays, 86 yards, 1 penalty, 2:44 drive, 13:19 elapsed

S.Gostkowski kicks 65 yards from TEN 35 to end zone, Touchback.

Indianapolis Colts at 1:41

- 1-10-IND 25 (1:41) (Shotgun) P.Rivers pass incomplete deep right to T.Burton [K.Vaccaro].  
PENALTY on IND-N.Hines, Offensive Holding, 10 yards, enforced at IND 25 - No Play.
- 1-20-IND 15 (1:35) (Shotgun) P.Rivers pass incomplete short left to N.Hines.
- 2-20-IND 15 (1:31) (Shotgun) P.Rivers pass incomplete short right to M.Pittman.
- 3-20-IND 15 (1:27) (Shotgun) P.Rivers pass short middle to D.Harris to IND 16 for 1 yard (D.Long).  
Timeout #1 by TEN at 01:21.
- 4-19-IND 16 (1:21) R.Sanchez punts 55 yards to TEN 29, Center-L.Rhodes. K.Raymond to TEN 41 for 12 yards (L.Rhodes).  
PENALTY on IND-M.Adams, Disqualification, 15 yards, enforced at TEN 41.

Tennessee Titans at 1:13

- 1-10-IND 44 (1:13) (Shotgun) J.McNichols up the middle to IND 41 for 3 yards (A.Muhammad).
- 2-7-IND 41 (:54) (No Huddle, Shotgun) J.McNichols up the middle to IND 38 for 3 yards (A.Muhammad, A.Walker).
- 3-4-IND 38 (:35) (No Huddle, Shotgun) R.Tannehill pass incomplete short left to A.Brown.  
Timeout #2 by TEN at 00:31.
- 4-4-IND 38 (:31) (Shotgun) R.Tannehill pass deep middle to C.Davis to IND 1 for 37 yards (T.Carrie). P21  
Timeout #3 by TEN at 00:22.
- 1-1-IND 1 (:22) (Shotgun) R.Tannehill right guard for 1 yard, TOUCHDOWN. R22  
S.Gostkowski extra point is GOOD, Center-M.Overton, Holder-B.Kern.

TEN 35 IND 14, 5 plays, 44 yards, 0:53 drive, 14:40 elapsed

S.Gostkowski kicks 72 yards from TEN 35 to IND -7. T.Smith to IND 15 for 22 yards (S.Perry, D.Roberson).

Indianapolis Colts at 0:20, (1st play from scrimmage 0:15)

- 1-10-IND 15 (:15) C.Green reported in as eligible. J.Brissett kneels to IND 14 for -1 yards.

END OF QUARTER

	Score	Time Poss	First Downs				Efficiencies	
			R	P	X	T	3 Down	4 Down
Tennessee Titans	35	8:42	9	3	3	15	1/3	1/1
Indianapolis Colts	14	6:18	2	4	1	7	0/3	0/0

## Play By Play

## Third Quarter

11/29/2020

IND elects to Receive, and TEN elects to defend the South goal.

S.Gostkowski kicks 65 yards from TEN 35 to end zone, Touchback.

Indianapolis Colts at 15:00

1-10-IND 25 (15:00) (Shotgun) P.Rivers pass short left to T.Hilton pushed ob at IND 37 for 12 yards (M.Butler) [D.Jones]. P13  
1-10-IND 37 (14:37) (Shotgun) N.Hines right guard to IND 40 for 3 yards (D.Jones).  
 2-7-IND 40 (14:03) (Shotgun) P.Rivers pass incomplete short right to M.Pittman.  
 3-7-IND 40 (13:58) (Shotgun) P.Rivers pass incomplete short middle to T.Burton (A.Hooker).  
 4-7-IND 40 (13:53) R.Sanchez punts 49 yards to TEN 11, Center-L.Rhodes. K.Raymond to TEN 28 for 17 yards (K.Willis).

Tennessee Titans at 13:42

1-10-TEN 28 (13:42) D.Henry left end to TEN 27 for -1 yards (T.Lewis, D.Leonard).  
 2-11-TEN 27 (13:02) R.Tannehill pass short right to K.Blasingame pushed ob at TEN 43 for 16 yards (D.Leonard). P23  
 Penalty on IND-X.Rhodes, Defensive Holding, declined.  
1-10-TEN 43 (12:32) D.Henry up the middle to TEN 44 for 1 yard (T.Lewis).  
 2-9-TEN 44 (11:54) (Shotgun) R.Tannehill pass incomplete short right to A.Brown.  
 3-9-TEN 44 (11:48) (Shotgun) R.Tannehill pass incomplete short middle to J.McNichols.  
 4-9-TEN 44 (11:44) B.Kern punts 48 yards to IND 8, Center-M.Overton, out of bounds.

Indianapolis Colts at 11:36

1-10-IND 8 (11:36) (Shotgun) J.Wilkins left end ran ob at IND 19 for 11 yards (M.Butler). R14  
1-10-IND 19 (11:01) (Shotgun) P.Rivers pass incomplete short middle.  
 2-10-IND 19 (10:57) (Shotgun) P.Rivers pass incomplete deep left to M.Pittman.  
 3-10-IND 19 (10:52) (Shotgun) P.Rivers pass incomplete short right to M.Pittman.  
 PENALTY on TEN-D.King, Defensive Pass Interference, 6 yards, enforced at IND 19 - No Play. X15  
1-10-IND 25 (10:48) (Shotgun) J.Wilkins right end to IND 27 for 2 yards (W.Compton).  
 2-8-IND 27 (10:15) D.Harris right end to IND 29 for 2 yards (W.Compton, K.Vaccaro).  
 3-6-IND 29 (9:33) (Shotgun) P.Rivers sacked at IND 23 for -6 yards (J.Simmons).  
 4-12-IND 23 (8:54) R.Sanchez punts 50 yards to TEN 27, Center-L.Rhodes. K.Raymond to TEN 39 for 12 yards (Z.Franklin).

Tennessee Titans at 8:44

1-10-TEN 39 (8:44) D.Henry left tackle to IND 47 for 14 yards (X.Rhodes). R24  
1-10-IND 47 (8:02) D.Henry left tackle to IND 47 for no gain (G.Stewart, D.Leonard).  
 2-10-IND 47 (7:20) (Shotgun) J.McNichols up the middle to IND 45 for 2 yards (T.Lewis).  
 3-8-IND 45 (6:38) (Shotgun) R.Tannehill pass incomplete short right to K.Raymond.  
 4-8-IND 45 (6:33) B.Kern punts 32 yards to IND 13, Center-M.Overton, fair catch by N.Hines.

Indianapolis Colts at 6:26

1-10-IND 13 (6:26) (Shotgun) P.Rivers pass short right to T.Hilton pushed ob at IND 27 for 14 yards (B.Borders). P16  
1-10-IND 27 (5:58) (No Huddle, Shotgun) P.Rivers pass incomplete short left.  
 2-10-IND 27 (5:52) (Shotgun) P.Rivers pass incomplete short middle to Z.Pascal.  
 3-10-IND 27 (5:46) (Shotgun) P.Rivers pass deep right intended for Z.Pascal INTERCEPTED by B.Borders at TEN 37. B.Borders to TEN 37 for no gain (Z.Pascal).

Tennessee Titans at 5:38

1-10-TEN 37 (5:38) PENALTY on TEN-G.Swaim, False Start, 5 yards, enforced at TEN 37 - No Play.  
 1-15-TEN 32 (5:38) D.Henry right end to TEN 44 for 12 yards (C.Marsh, R.Ya-Sin).  
 2-3-TEN 44 (5:00) D.Foreman right tackle to IND 49 for 7 yards (D.Leonard, A.Muhammad). R25  
1-10-IND 49 (4:17) D.Foreman right end to IND 45 for 4 yards (D.Leonard).  
 2-6-IND 45 (3:34) R.Tannehill pass short right to G.Swaim pushed ob at IND 35 for 10 yards (D.Leonard). P26  
1-10-IND 35 (3:06) (No Huddle) J.McNichols right end to IND 29 for 6 yards (K.Cline).  
 2-4-IND 29 (2:34) (No Huddle) J.McNichols up the middle to IND 27 for 2 yards (K.Willis). IND-Z.Franklin was injured during the play.  
 3-2-IND 27 (1:57) (No Huddle) J.McNichols up the middle to IND 26 for 1 yard (T.Lewis).  
 4-1-IND 26 (1:07) (Field Goal formation) PENALTY on TEN-D.Kelly, False Start, 5 yards, enforced at IND 26 - No Play.  
 4-6-IND 31 (:49) S.Gostkowski 49 yard field goal is GOOD, Center-M.Overton, Holder-B.Kern.

TEN 38 IND 14, 8 plays, 32 yards, 4:54 drive, 14:16 elapsed

S.Gostkowski kicks 65 yards from TEN 35 to end zone, Touchback.



Tennessee Titans vs Indianapolis Colts at Lucas Oil Stadium

Indianapolis Colts at 0:44

1-10-IND 25 (:44) (Shotgun) P.Rivers pass incomplete short right to T.Hilton (J.Simmons).

2-10-IND 25 (:40) (Shotgun) P.Rivers pass short middle to N.Hines to IND 34 for 9 yards (K.Vaccaro).

3-1-IND 34 (:19) (No Huddle, Shotgun) N.Hines up the middle to IND 36 for 2 yards (D.Jones).

R17

END OF QUARTER

	Score	Time Poss	First Downs				Efficiencies	
			R	P	X	T	3 Down	4 Down
Tennessee Titans	38	9:18	2	2	0	4	0/3	0/0
Indianapolis Colts	14	5:42	2	2	1	5	1/4	0/0

## Fourth Quarter

11/29/2020

## Play By Play

Indianapolis Colts continued.

<u>1-10-IND 36</u>	(15:00) (Shotgun) P.Rivers pass incomplete short middle to Z.Pascal (R.Evans).	
2-10-IND 36	(14:56) (No Huddle, Shotgun) P.Rivers pass short left to M.Alie-Cox to IND 47 for 11 yards (K.Vaccaro).	P18
	Penalty on TEN-K.Vaccaro, Defensive Holding, declined.	
<u>1-10-IND 47</u>	(14:34) (Shotgun) P.Rivers pass deep right to T.Hilton to TEN 2 for 51 yards (B.Borders, A.Hooker) [M.Dickerson]. FUMBLES (A.Hooker), RECOVERED by TEN-D.King at TEN -1. Touchback. The Replay Official reviewed the fumble ruling, and the play was REVERSED.	P19
	(Shotgun) P.Rivers pass deep right to T.Hilton to TEN 3 for 50 yards (B.Borders) [M.Dickerson].	
<u>1-3-TEN 3</u>	(14:22) (Shotgun) N.Hines right tackle to TEN 3 for no gain (T.Tart).	
2-3-TEN 3	(13:47) (Shotgun) N.Hines right guard to TEN 1 for 2 yards (K.Byard, D.Jones). #7 Brissett in at QB for IND.	
3-1-TEN 1	(13:27) (No Huddle) J.Brissett up the middle for 1 yard, TOUCHDOWN.	R20
	TWO-POINT CONVERSION ATTEMPT. J.Wilkins rushes left guard. ATTEMPT FAILS. #17 Rivers in at QB for IND.	

TEN 38 IND 20, 9 plays, 75 yards, 2:21 drive, 1:37 elapsed

R.Blankenship kicks 51 yards from IND 35 to TEN 14. C.Batson to TEN 32 for 18 yards (T.Carrie).

Tennessee Titans at 13:23, (1st play from scrimmage 13:17)

1-10-TEN 32	(13:17) D.Henry left tackle to TEN 34 for 2 yards (A.Muhammad).	
2-8-TEN 34	(12:34) PENALTY on TEN-R.Saffold III, False Start, 5 yards, enforced at TEN 34 - No Play.	
2-13-TEN 29	(12:34) R.Tannehill pass short right to A.Brown to TEN 41 for 12 yards (R.Ya-Sin).	
3-1-TEN 41	(11:50) (Shotgun) D.Henry left tackle to TEN 43 for 2 yards (G.Stewart, A.Muhammad).	R27
<u>1-10-TEN 43</u>	(11:06) D.Henry right tackle to TEN 46 for 3 yards (T.Lewis).	
	Penalty on IND-T.Stallworth, Defensive Holding, offsetting, enforced at TEN 43 - No Play. Penalty on TEN-D.Quessenberry, Chop Block, offsetting.	
1-10-TEN 43	(10:41) D.Henry right tackle to TEN 44 for 1 yard (A.Walker, G.Stewart).	
2-9-TEN 44	(9:52) R.Tannehill sacked at TEN 43 for -1 yards (D.Leonard).	
3-10-TEN 43	(9:08) (Shotgun) R.Tannehill pass short right to A.Brown ran ob at IND 47 for 10 yards.	P28
<u>1-10-IND 47</u>	(8:29) D.Henry left tackle to IND 44 for 3 yards (R.Windsor).	
2-7-IND 44	(7:47) D.Henry up the middle to IND 40 for 4 yards (C.Marsh, A.Walker).	
3-3-IND 40	(7:02) (Shotgun) J.McNichols up the middle to IND 39 for 1 yard (T.Wilson).	
4-2-IND 39	(6:02) B.Kern punts 33 yards to IND 6, Center-M.Overton, fair catch by N.Hines.	

Indianapolis Colts at 5:55

1-10-IND 6	(5:55) (Shotgun) P.Rivers pass incomplete short right to J.Doyle.	
2-10-IND 6	(5:51) (Shotgun) P.Rivers pass incomplete short right to J.Wilkins.	
3-10-IND 6	(5:48) (Shotgun) P.Rivers pass deep middle intended for Z.Pascal INTERCEPTED by M.Butler at IND 29. M.Butler to IND 29 for no gain (Z.Pascal). The Replay Official reviewed the interception ruling, and the play was REVERSED.	P21
	(Shotgun) P.Rivers pass deep middle to Z.Pascal to IND 29 for 23 yards (M.Butler).	
<u>1-10-IND 29</u>	(5:31) (Shotgun) P.Rivers pass short right to M.Pittman pushed ob at IND 43 for 14 yards (K.Byard).	P22
<u>1-10-IND 43</u>	(5:06) (No Huddle, Shotgun) P.Rivers pass short left to J.Wilkins to 50 for 7 yards (D.Long).	
2-3-50	(4:40) (No Huddle, Shotgun) P.Rivers pass short middle to M.Alie-Cox to TEN 42 for 8 yards (D.King).	P23
<u>1-10-TEN 42</u>	(4:14) (No Huddle, Shotgun) P.Rivers pass short right to J.Wilkins to TEN 35 for 7 yards (K.Vaccaro). TEN-K.Vaccaro was injured during the play. TEN-T.Tart was injured during the play.	
2-3-TEN 35	(3:49) (Shotgun) P.Rivers pass incomplete short right to T.Burton (D.Long).	
3-3-TEN 35	(3:43) (Shotgun) P.Rivers pass short left to N.Hines to TEN 32 for 3 yards (K.Vaccaro).	P24
<u>1-10-TEN 32</u>	(3:19) (No Huddle, Shotgun) P.Rivers pass short middle to N.Hines to TEN 28 for 4 yards (K.Vaccaro) [D.Roberson].	
2-6-TEN 28	(2:50) (Shotgun) P.Rivers pass incomplete deep right to T.Hilton (B.Borders).	
	PENALTY on TEN-D.King, Illegal Contact, 5 yards, enforced at TEN 28 - No Play.	X25
<u>1-10-TEN 23</u>	(2:43) (Shotgun) P.Rivers pass incomplete deep right to N.Hines [J.Crawford].	
	PENALTY on TEN-K.Byard, Defensive Pass Interference, 18 yards, enforced at TEN 23 - No Play.	X26
<u>1-5-TEN 5</u>	(2:38) (Shotgun) P.Rivers pass short right to T.Hilton for 5 yards, TOUCHDOWN.	P27
	TWO-POINT CONVERSION ATTEMPT. P.Rivers pass to Z.Pascal is incomplete. ATTEMPT FAILS.	

TEN 38 IND 26, 11 plays, 94 yards, 2 penalties, 3:21 drive, 12:26 elapsed

R.Sanchez kicks outside 7 yards from IND 35 to IND 42. A.Brown for 42 yards, TOUCHDOWN.

Tennessee Titans at 2:34

S.Gostkowski extra point is GOOD, Center-M.Overton, Holder-B.Kern.

Tennessee Titans vs Indianapolis Colts at Lucas Oil Stadium

TEN 45 IND 26, 0 plays, 42 yards, 0:05 drive, 12:31 elapsed

S.Gostkowski kicks 65 yards from TEN 35 to end zone, Touchback.

Indianapolis Colts at 2:29

1-10-IND 25 (2:29) (Shotgun) J.Brissett pass incomplete short right to M.Pittman.

2-10-IND 25 (2:25) (Shotgun) N.Hines up the middle to IND 25 for no gain (J.Simmons).

Two-Minute Warning

3-10-IND 25 (2:00) (Shotgun) J.Brissett pass incomplete deep right to M.Pittman.

4-10-IND 25 (1:55) (Shotgun) J.Brissett sacked at IND 16 for -9 yards (H.Landry III).

Tennessee Titans at 1:47

1-10-IND 16 (1:47) L.Woodside kneels to IND 18 for -2 yards.

2-12-IND 18 (1:07) L.Woodside kneels to IND 20 for -2 yards.

3-14-IND 20 (:30) L.Woodside kneels to IND 21 for -1 yards.

END OF QUARTER

	Score	Time Poss	First Downs				Efficiencies	
			R	P	X	T	3 Down	4 Down
Tennessee Titans	45	9:20	1	1	0	2	2/4	0/0
Indianapolis Colts	26	5:40	1	7	2	10	3/4	0/1

# Miscellaneous Statistics Report

Tennessee Titans vs Indianapolis Colts  
11/29/2020 at Lucas Oil Stadium

## Ten Longest Plays for Tennessee Titans

Yards	Qtr	Play Start	Play Description
69	1	1-15-TEN 31	(:22) (Shotgun) R.Tannehill pass short middle to A.Brown for 69 yards, TOUCHDOWN.
37	2	4-4-IND 38	(:31) (Shotgun) R.Tannehill pass deep middle to C.Davis to IND 1 for 37 yards (T.Carrie).
31	2	1-10-TEN 14	(4:25) D.Henry right tackle to TEN 45 for 31 yards (K.Willis).
21	2	1-10-IND 25	(7:37) R.Tannehill pass short left to C.Davis pushed ob at IND 4 for 21 yards (T.Carrie).
17	2	2-10-IND 42	(2:15) D.Foreman left end to IND 30 for 12 yards (D.Leonard; K.Cline). PENALTY on IND-G.Stewart, Defensive Holding, 5 yards, enforced at IND 30.
16	3	2-11-TEN 27	(13:02) R.Tannehill pass short right to K.Blasingame pushed ob at TEN 43 for 16 yards (D.Leonard). Penalty on IND-X.Rhodes, Defensive Holding, declined.
14	3	1-10-TEN 39	(8:44) D.Henry left tackle to IND 47 for 14 yards (X.Rhodes).
12	1	2-4-TEN 31	(14:27) R.Tannehill pass short right to C.Davis pushed ob at TEN 43 for 12 yards (R.Ya-Sin).
12	1	2-6-IND 41	(11:57) D.Henry left end to IND 29 for 12 yards (J.Blackmon).
12	1	1-10-IND 12	(9:19) D.Henry right end for 12 yards, TOUCHDOWN.

## Ten Longest Plays for Indianapolis Colts

Yards	Qtr	Play Start	Play Description
50	4	1-10-IND 47	(14:34) (Shotgun) P.Rivers pass deep right to T.Hilton to TEN 2 for 51 yards (B.Borders, A.Hooker) [M.Dickerson]. FUMBLES
23	4	3-10-IND 6	(5:48) (Shotgun) P.Rivers pass deep middle intended for Z.Pascal INTERCEPTED by M.Butler at IND 29. M.Butler to IND 29
21	1	1-10-50	(5:27) P.Rivers pass short right to J.Wilkins to TEN 29 for 21 yards (K.Byard).
19	2	2-7-IND 28	(15:00) (Shotgun) P.Rivers pass deep left to T.Burton ran ob at IND 47 for 19 yards.
19	2	1-10-IND 47	(14:36) (No Huddle, Shotgun) P.Rivers pass short right to N.Hines to TEN 34 for 19 yards (K.Vaccaro).
14	2	1-10-TEN 24	(13:23) (No Huddle, Shotgun) P.Rivers pass short left to M.Pittman pushed ob at TEN 10 for 14 yards (M.Butler).
14	3	1-10-IND 13	(6:26) (Shotgun) P.Rivers pass short right to T.Hilton pushed ob at IND 27 for 14 yards (B.Borders).
14	4	1-10-IND 29	(5:31) (Shotgun) P.Rivers pass short right to M.Pittman pushed ob at IND 43 for 14 yards (K.Byard).
12	1	2-8-IND 27	(8:45) (No Huddle, Shotgun) P.Rivers pass short right to N.Hines pushed ob at IND 39 for 12 yards (K.Byard).
12	1	2-7-TEN 26	(4:08) (Shotgun) P.Rivers pass short right to T.Burton ran ob at TEN 14 for 12 yards.

## Touchdown Scoring Information

VISITOR	HOME	Offense	Defense	Special Teams
Tennessee Titans	Indianapolis Colts	5	0	1
		4	0	0

## Player Scoring Information

Club	Player	TD	Rush TD	Rec TD	KO TD	Punt TD	Int TD	Fum TD	Misc TD	FG	XP	2Pt Rush	2Pt Rec	Sfty	Points
TEN	D.Henry	0	3	0	0	0	0	0	0	0	0	0	0	0	18
TEN	A.Brown	0	0	1	1	0	0	0	0	0	0	0	0	0	12
TEN	S.Gostkowski	0	0	0	0	0	0	0	0	1	6	0	0	0	9
TEN	R.Tannehill	0	1	0	0	0	0	0	0	0	0	0	0	0	6
IND	J.Brissett	0	2	0	0	0	0	0	0	0	0	0	0	0	12
IND	T.Hilton	0	0	1	0	0	0	0	0	0	0	0	0	0	6
IND	T.Burton	0	0	1	0	0	0	0	0	0	0	0	0	0	6
IND	R.Blankenship	0	0	0	0	0	0	0	0	0	2	0	0	0	2

## Possession Detail

	First Half		Second Half		Game	
	Visitor	Home	Visitor	Home	Visitor	Home
Largest Lead	21	0	24	0	24	0
Drives Leading	2	0	6	0	8	0
Time of Possession Leading	3:37	0:00	18:38	0:00	22:15	0:00
Largest Deficit	0	-21	0	-24	0	-24
Drives Trailing	0	5	0	6	0	11
Time of Possession Trailing	0:00	11:34	0:00	11:22	0:00	22:56
Times Score Tied Up		2		0		2
Lead Changes		3		0		3

# Playtime Percentage

*Percent of playtime per player on offense, defense and special teams*

Tennessee Titans					Indianapolis Colts				
		Offense	Defense	Special Teams			Offense	Defense	Special Teams
N Davis	G	72 100%		7 23%	M Glowinski	G	74 100%		2 6%
D Quessenberry	G	72 100%		7 23%	Q Nelson	G	74 100%		2 6%
D Kelly	T	69 96%		7 23%	B Smith	G	74 100%		2 6%
R Saffold	G	69 96%		6 19%	D Pinter	G	74 100%		
R Tannehill	QB	69 96%			P Rivers	QB	64 86%		
B Jones	C	69 96%			M Pittman	WR	64 86%		
A Brown	WR	58 81%		1 3%	L Clark	T	55 74%		2 6%
C Davis	WR	56 78%		1 3%	T Hilton	WR	54 73%		
J Smith	TE	54 75%		2 6%	Z Pascal	WR	53 72%		
G Swaim	TE	46 64%		15 48%	N Hines	RB	48 65%		4 13%
D Henry	RB	46 64%			M Alie-Cox	TE	38 51%		2 6%
C Batson	WR	23 32%		5 16%	T Burton	TE	27 36%		5 16%
A Firkser	TE	20 28%		5 16%	M Johnson	WR	26 35%		8 26%
J McNichols	RB	18 25%		1 3%	J Wilkins	RB	26 35%		5 16%
K Blasingame	FB	16 22%		11 35%	J Doyle	TE	22 30%		1 3%
K Raymond	WR	15 21%		15 48%	A Castonzo	T	19 26%		1 3%
D Foreman	RB	5 7%		4 13%	D Harris	WR	11 15%		1 3%
A Brewer	C	5 7%			J Brissett	QB	10 14%		
J Douglas	G	3 4%		7 23%	C Green	T	1 1%		2 6%
I Wilson	T	3 4%		1 3%	A Walker	LB		72 100%	10 32%
L Woodside	QB	3 4%			J Blackmon	FS		72 100%	9 29%
N Westbrook	WR	1 1%		9 29%	D Leonard	LB		72 100%	7 23%
K Byard	FS		74 100%	1 3%	K Moore	CB		71 99%	3 10%
B Borders	CB		74 100%		G Stewart	NT		65 90%	8 26%
M Butler	CB		74 100%		K Willis	SS		60 83%	5 16%
K Vaccaro	SS		72 97%		X Rhodes	CB		58 81%	
D King	CB		71 96%	3 10%	T Lewis	DE		55 76%	9 29%
H Landry	LB		65 88%		T Stallworth	DT		53 74%	7 23%
R Evans	LB		60 81%		A Muhammad	DE		46 64%	1 3%
J Simmons	DT		56 76%	3 10%	Z Franklin	LB		32 44%	27 87%
J Crawford	DT		44 59%	10 32%	J Houston	DE		32 44%	
D Jones	NT		37 50%	10 32%	R Ya-Sin	CB		27 38%	5 16%
D Long	LB		36 49%	9 29%	T Carrie	CB		25 35%	24 77%
W Compton	LB		30 41%	10 32%	C Marsh	DE		15 21%	22 71%
D Roberson	LB		28 38%	12 39%	T Wilson	SS		13 18%	16 52%
A Hooker	FS		27 36%	15 48%	K Cline	DT		12 17%	6 19%
T Tart	DT		26 35%	2 6%	R Windsor	DT		7 10%	2 6%
M Dickerson	DT		21 28%	1 3%	K Turay	DE		4 6%	1 3%
J Kalu	CB		12 16%	19 61%	E Speed	LB		1 1%	19 61%
T Skipper	LB		7 9%	17 55%	J Glasgow	LB			28 90%
D Bates	LB			24 77%	G Odum	FS			23 74%
N Dzubnar	LB			23 74%	T Smith	CB			23 74%
C Milton	CB			19 61%	A Dulin	WR			17 55%
S Perry	RB			16 52%	M Adams	LB			11 35%
S Gostkowski	K			15 48%					

B Kern	P	11	35%	R Sanchez	P	8	26%
M Overton	LS	11	35%	L Rhodes	LS	7	23%
T Smith	CB	6	19%	R Blankenship	K	6	19%

# 2020 TENNESSEE TITANS REGULAR SEASON STATISTICS

Won 8, Lost 3

Date	W-L	Score	OT	Opponent	Attendance
09/14	W	16-14		at Denver	
09/20	W	33-30		Jacksonville	
09/27	W	31-30		at Minnesota	
10/13	W	42-16		Buffalo	8,403
10/18	W	42-36	OT	Houston	10,166
10/25	L	24-27		Pittsburgh	10,355
11/01	L	20-31		at Cincinnati	9,712
11/08	W	24-17		Chicago	13,871
11/12	L	17-34		Indianapolis	13,949
11/22	W	30-24	OT	at Baltimore	
11/29	W	45-26		at Indianapolis	12,464
12/06				Cleveland	
12/13				at Jacksonville	
12/20				Detroit	
12/27				at Green Bay	
01/03				at Houston	

Statistic	Tenn.	Opp.
<b>Total First Downs</b>	<b>260</b>	<b>265</b>
Rushing	95	79
Passing	138	164
Penalty	27	22
3rd Down: Made/Att	58/131	80/152
3rd Down Pct.	44.3	52.6
4th Down: Made/Att	6/8	12/18
4th Down Pct.	75.0	66.7
<b>Possession Avg.</b>	<b>28:53</b>	<b>31:07</b>
<b>Total Net Yards</b>	<b>4243</b>	<b>4225</b>
Avg. Per Game	385.7	384.1
Total Plays	709	748
Avg. Per Play	6.0	5.6
<b>Net Yards Rushing</b>	<b>1740</b>	<b>1271</b>
Avg. Per Game	158.2	115.5
Total Rushes	357	295
<b>Net Yards Passing</b>	<b>2503</b>	<b>2954</b>
Avg. Per Game	227.5	268.5
Sacked/Yards Lost	16/112	14/113
Gross Yards	2615	3067
Att./Completions	336/218	439/289
Completion Pct.	64.9	65.8
Had Intercepted	4	11
<b>Punts/Average</b>	<b>37/45.6</b>	<b>36/48.5</b>
Net Punting Avg.	37/39.4	36/42.0
<b>Penalties/Yards</b>	<b>62/566</b>	<b>71/591</b>
<b>Fumbles/Ball Lost</b>	<b>7/1</b>	<b>16/5</b>
<b>Touchdowns</b>	<b>40</b>	<b>36</b>
Rushing	15	12
Passing	23	23
Returns	2	1

Score By Periods	Q1	Q2	Q3	Q4	OT	PTS
<b>Team</b>	<b>72</b>	<b>96</b>	<b>52</b>	<b>92</b>	<b>12</b>	<b>324</b>
<b>Opponents</b>	<b>51</b>	<b>85</b>	<b>51</b>	<b>98</b>	<b>0</b>	<b>285</b>

Scoring	TD	Rush	Rec	Ret	K-PAT	FG	S	PTS
Gostkowski	0	0	0	0	32/34	16/24	0	80
Henry	12	12	0	0			0	72
A. Brown	9	0	8	1			0	54
J. Smith	8	1	7	0			0	48
C. Davis	3	0	3	0			0	18
Tannehill	2	2	0	0			0	14
Humphries	2	0	2	0			0	12
Firkser	1	0	1	0			0	6
Foreman	1	0	1	0			0	6
King	1	0	0	1			0	6
Pruitt	1	0	1	0			0	6
Westbrook	0	0	0	0			0	2
<b>Team</b>	<b>40</b>	<b>15</b>	<b>23</b>	<b>2</b>	<b>32/34</b>	<b>16/24</b>	<b>0</b>	<b>324</b>
<b>Opponents</b>	<b>36</b>	<b>12</b>	<b>23</b>	<b>1</b>	<b>28/30</b>	<b>13/14</b>	<b>0</b>	<b>285</b>

**2-Pt Conv:** Tannehill, Westbrook, **TM 2-4, OPP 1-6**  
**Sacks:** Landry 4.5, Simmons 3, D. Jones 2, J. Brown 1, Crawford 1, Fulton 1, Vaccaro 1, R. Evans 0.5, **TM 14, OPP 16**  
**FUM/Lost:** Tannehill 5/1, Brinkley 1/0, Douglas 1/0

Passing	Att	Cmp	Yds	Cmp%	Yds/Att	TD	TD%	Int	Int%	Long	Sack/Lost	Rating
Tannehill	334	217	2608	65.0	7.81	23	6.9	4	1.2	73t	15/112	106.7
Kern	1	0	0	0.0	0.00	0	0.0	0	0.0	---	0/0	39.6
Woodside	1	1	7	100.0	7.00	0	0.0	0	0.0	7	0/0	95.8
Humphries	0	0	0	---	---	0	---	0	---	---	1/0	---
<b>Team</b>	<b>336</b>	<b>218</b>	<b>2615</b>	<b>64.9</b>	<b>7.78</b>	<b>23</b>	<b>6.8</b>	<b>4</b>	<b>1.2</b>	<b>73t</b>	<b>16/112</b>	<b>106.4</b>
<b>Opponents</b>	<b>439</b>	<b>289</b>	<b>3067</b>	<b>65.8</b>	<b>6.99</b>	<b>23</b>	<b>5.2</b>	<b>11</b>	<b>2.5</b>	<b>71t</b>	<b>14/113</b>	<b>93.1</b>

Rushing	No.	Yds	Avg	Long	TD
Henry	256	1257	4.9	94t	12
McNichols	34	193	5.7	20	0
Tannehill	30	152	5.1	23	2
Foreman	22	95	4.3	15	0
D. Evans	5	21	4.2	9	0
Batson	3	20	6.7	11	0
Perry	2	9	4.5	6	0
J. Smith	1	1	1.0	1t	1
Humphries	0	0	---	---	0
Raymond	1	-3	-3.0	-3	0
Woodside	3	-5	-1.7	-1	0
<b>Team</b>	<b>357</b>	<b>1740</b>	<b>4.9</b>	<b>94t</b>	<b>15</b>
<b>Opponents</b>	<b>295</b>	<b>1271</b>	<b>4.3</b>	<b>39t</b>	<b>12</b>

Receiving	No.	Yds	Avg	Long	TD
C. Davis	42	619	14.7	50	3
A. Brown	40	638	16.0	73t	8
J. Smith	30	338	11.3	63	7
Firkser	29	282	9.7	45	1
Humphries	22	219	10.0	23	2
Henry	14	93	6.6	53	0
Raymond	9	187	20.8	61	0
Batson	8	74	9.3	18	0
Swaim	6	49	8.2	12	0
McNichols	6	29	4.8	9	0
Blasingame	4	39	9.8	16	0
Pruitt	3	17	5.7	10	1
Westbrook	2	14	7.0	7	0
Hollister	1	12	12.0	12	0
Foreman	1	5	5.0	5t	1
Tannehill	1	0	0.0	0	0
<b>Team</b>	<b>218</b>	<b>2615</b>	<b>12.0</b>	<b>73t</b>	<b>23</b>
<b>Opponents</b>	<b>289</b>	<b>3067</b>	<b>10.6</b>	<b>71t</b>	<b>23</b>

Interceptions	No.	Yds	Avg	Long	TD
Hooker	3	9	3.0	6	0
Butler	2	97	48.5	68	0
Fulton	1	44	44.0	44	0
Cruikshank	1	13	13.0	13	0
Joseph	1	5	5.0	5	0
Borders	1	0	0.0	0	0
J. Brown	1	0	0.0	0	0
Landry	1	0	0.0	0	0
T. Smith	0	5	---	5	0
<b>Team</b>	<b>11</b>	<b>173</b>	<b>15.7</b>	<b>68</b>	<b>0</b>
<b>Opponents</b>	<b>4</b>	<b>41</b>	<b>10.3</b>	<b>25</b>	<b>0</b>

Punting	No.	Yds	Avg	Net	TB	In	Lg	B
Kern	24	1125	46.9	41.1	2	15	66	0
Allen	8	404	50.5	40.0	1	0	65	0
Daniel	4	157	39.3	30.0	0	0	52	1
<b>Team</b>	<b>37</b>	<b>1686</b>	<b>45.6</b>	<b>39.4</b>	<b>3</b>	<b>15</b>	<b>66</b>	<b>1</b>
<b>Opponents</b>	<b>36</b>	<b>1747</b>	<b>48.5</b>	<b>42.0</b>	<b>2</b>	<b>16</b>	<b>71</b>	<b>0</b>

Punt Returns	Ret	FC	Yds	Avg	Long	TD
Raymond	21	8	195	9.3	40	0
<b>Team</b>	<b>21</b>	<b>8</b>	<b>195</b>	<b>9.3</b>	<b>40</b>	<b>0</b>
<b>Opponents</b>	<b>15</b>	<b>11</b>	<b>169</b>	<b>11.3</b>	<b>57</b>	<b>0</b>

Kickoff Returns	No.	Yds	Avg	Long	TD
Raymond	15	275	18.3	30	0
Batson	7	148	21.1	35	0
Blasingame	1	11	11.0	11	0
A. Brown	1	42	42.0	42t	1
Kalu	1	2	2.0	2	0
<b>Team</b>	<b>25</b>	<b>478</b>	<b>19.1</b>	<b>42t</b>	<b>1</b>
<b>Opponents</b>	<b>26</b>	<b>561</b>	<b>21.6</b>	<b>49</b>	<b>0</b>

Field Goals	1-19	20-29	30-39	40-49	50+
Gostkowski	0/0	2/3	3/4	5/10	6/7
<b>Team</b>	<b>0/0</b>	<b>2/3</b>	<b>3/4</b>	<b>5/10</b>	<b>6/7</b>
<b>Opponents</b>	<b>0/0</b>	<b>4/4</b>	<b>6/6</b>	<b>3/4</b>	<b>0/0</b>

Gostkowski: (47N,44B,42N,25G) (51G,49G) (39G,31G, 30G,51G,54G,55G) ( ) (27B,37N) (51G,45N) (53N) (40G) (50G,44N) (40G,40G,22G) (49G)  
 OPP: ( ) (35G) (41G,49N) (43G) (38G) (38G,30G) (33G) (22G) (24G,43G) (30G,27G,29G) ( )

## **TITANS FALL TO THE BROWNS, 41-35, AT NISSAN STADIUM**

**BY JIM WYATT**  
**TENNESSEE TITANS**  
**DECEMBER 6, 2020**

NASHVILLE – The Titans left Code Blue feeling, well, blue.

A mistake-filled first half provided too big of a hole for the Titans to climb out of in a 41-35 loss to the Cleveland Browns at Nissan Stadium.

With the loss, the Titans dropped to 8-4. The Titans and Colts are tied atop the AFC South heading into the final quarter of the season.

The Titans turned the ball over three times on Sunday, with two fumbles and an interception.

Titans quarterback Ryan Tannehill completed 29-of-45 passes for 389 yards, with three touchdowns and an interception.

Titans running back Derrick Henry carried the ball 15 times for 60 yards.

Titans receiver Corey Davis had 11 catches for 182 yards and a touchdown.

But on this day, the Titans didn't play enough defense, and they were way to sloppy.

As a result, a valiant comeback effort fell short. The Titans outscored the Browns 28-3 in the second half.

The Titans got off to a miserable start, as they fell behind 38-7 by halftime. Despite showing some spunk in the second half, the Titans couldn't make things better as their comeback effort fell short.

The Browns jumped ahead 17-0 lead on after a 27-yard field goal from kicker Cody Parkey, and back-to-back touchdown passes from quarterback Baker Mayfield. Mayfield threw a two-yard

touchdown pass to receiver Jarvis Landry before throwing a one-yard scoring toss to tackle Kendall Lamm.

The Titans got on the scoreboard in the second quarter, scoring on a 14-yard touchdown pass from Tannehill to Davis, which capped off a four-play, 74-yard drive that was jumpstarted by a 40-yard pass from Tannehill to receiver A.J. Brown.

But things got worse.

The Browns quickly jumped ahead 24-7 on a 75-yard touchdown pass from Mayfield to receiver Donovan Peoples-Jones, and they then scored on a 17-yard touchdown pass from Mayfield to receiver Rashard Higgins to make it 31-7 with 5:46 left in the second quarter. A one-yard touchdown run by running back Nick Chubb made it 38-7 at the half.

The Titans turned the ball over twice in the first half, when they were outgained 344 to 148 by the Browns, who racked up 22 first downs to just eight for the Titans.

The Titans started fast in the second half, scoring 14 points in the first 5:52 of the second half.

Tannehill connected with tight end MyCole Pruitt for a 22-yard touchdown pass, which capped off a quick, three-play, 75-yard scoring drive that took just 1:08 off the clock, and that made it 38-13.

Minutes later, the Titans scored again in wild fashion to cut the lead to 38-21 as Pruitt scooped up an A.J. Brown fumble and took it in for a three-yard score. Brown had reached the Cleveland three after a 16-yard catch from Tannehill, but his fumble set up Pruitt's chance to get a scoop and score.

A 43-yard field goal by Parkey stretched Cleveland's lead to 41-21 with 5:29 left in the third quarter.

The Titans were driving for more points late in the third quarter, but a Tannehill pass went off the hands of

receiver Adam Humphries inside the 10-yard line, and it was intercepted by the Browns.

Titans running back Jeremy McNichols scored on a touchdown run with 1:23 left to make it 41-28, and Tannehill connected with Cameron Batson for an eight-yard touchdown to make it 41-35 with 28 seconds left.

And that was the end of Tennessee's final threat.

The Titans return to action next Sunday against the Jaguars in Nashville.

###



# Week 13

## National Football League Game Summary

NFL Copyright © 2020 by The National Football League. All rights reserved. This summary and play-by-play is for the express purpose of assisting media in their coverage of the game; any other use of this material is prohibited without the written permission of the National Football League.

Date: Sunday, 12/6/2020

Cleveland Browns at Tennessee Titans  
at Nissan Stadium, Nashville, TN

Start Time: 12:02 PM Central

### Game Day Weather

Game Weather: Sunny

Temp: 52° F (11.1° C) Humidity: 68%, Wind: SE 1 mph

Played Open Stadium on Turf: Grass

Outdoor Weather: Sunny, Wind Chill: 52

### Officials

Referee: Blakeman, Clete (34)  
Line Judge: Stephan, Tom (68)  
Back Judge: Helverson, Scott (93)

Umpire: Bryan, Fred (11)  
Field Judge: Blubaugh, Joe (57)  
Replay Official: McGrath, John (0)

Down Judge: Hittner, Mark (28)  
Side Judge: Banks, Michael (72)

### Lineups

Cleveland Browns			Tennessee Titans		
Offense		Defense	Offense		Defense
WR 80	J.Landry	DE 95	M.Garrett	WR 84	C.Davis
LT 71	J.Wills	DT 98	S.Richardson	TE 87	G.Swaim
LG 75	J.Bitonio	DT 65	L.Ogunjobi	LT 72	D.Quessenberry
C 64	J.Tretter	DE 54	O.Vernon	LG 76	R.Saffold III
RG 77	W.Teller	WILL 51	M.Wilson	C 60	B.Jones
RT 78	J.Conklin	MIKE 93	B.Goodson	RG 64	N.Davis
TE 81	A.Hooper	SAM 90	J.Elliott	RT 71	D.Kelly
WR 82	R.Higgins	CB 39	T.Mitchell	TE 85	M.Pruitt
QB 6	B.Mayfield	CB 28	K.Johnson	WR 11	A.Brown
RB 24	N.Chubb	FS 23	A.Sendejo	QB 17	R.Tannehill
FB 88	H.Bryant	SS 42	K.Joseph	RB 22	D.Henry

### Substitutions

K 2 C.Parkey, P 7 J.Gillan, WR 11 D.Peoples-Jones, CB 20 T.Thomas, RB 27 K.Hunt, S 29 S.Redwine, RB 30 D.Johnson, RB 31 A.Janovich, CB 34 R.Jackson, S 35 J.Moffatt, CB 36 M.Stewart Jr., LB 44 S.Takitaki, LS 47 C.Hughlett, LB 50 J.Phillips, LB 52 E.Lee, C 53 N.Harris, LB 55 T.Davis, LB 56 M.Smith, T 70 K.Lamm, G 74 C.Hubbard, WR 84 J.Bradley, TE 85 D.Njoku, TE 89 S.Carlson, DE 94 A.Clayborn, DT 96 V.Taylor

### Substitutions

K 3 S.Gostkowski, P 6 B.Kern, WR 10 A.Humphries, WR 13 C.Batson, WR 14 K.Raymond, RB 20 S.Perry, DB 23 T.Smith, RB 28 J.McNichols, CB 30 C.Milton, CB 33 D.King, DB 37 A.Hooker, FB/RB 41 K.Blasingame, RB 45 D.Foreman, DB 46 J.Kalu, LS 47 M.Overton, LB 49 N.Dzubnar, OLB 50 D.Roberson, LB 53 W.Compton, LB 56 D.Bates, C 62 A.Brewer, G/C 75 J.Douglas, TE 86 A.Firkser, DE 92 M.Dickerson, DT 93 T.Tart

### Did Not Play

QB 5 C.Keenum

### Did Not Play

QB 5 L.Woodside, T 78 M.Newhouse

### Not Active

WR 10 T.Taylor, WR 12 K.Hodge, CB 21 D.Ward, RB 25 D.Hilliard, S 37 T.Thompson, DE 91 J.Jackson

### Not Active

WR 15 N.Westbrook-Ikhine, CB 25 A.Jackson, TE 81 J.Smith, DL 91 L.Murchison

### Field Goals (made ( ) & missed)

C.Parkey (27) (43)

		1	2	3	4	OT	Total
VISITOR:	Cleveland Browns	10	28	3	0	0	41
HOME:	Tennessee Titans	0	7	14	14	0	35

### Scoring Plays

Team	Qtr	Time	Play Description (Extra Point) (Drive Info)	Visitor	Home
Browns	1	10:43	C.Parkey 27 yd. Field Goal (8-66, 4:17)	3	0
Browns	1	3:19	J.Landry 2 yd. pass from B.Mayfield (C.Parkey kick) (9-59, 4:32)	10	0
Browns	2	14:56	K.Lamm 1 yd. pass from B.Mayfield (C.Parkey kick) (6-21, 3:13)	17	0
Titans	2	13:14	C.Davis 17 yd. pass from R.Tannehill (S.Gostkowski kick) (4-74, 1:42)	17	7
Browns	2	13:04	D.Peoples-Jones 75 yd. pass from B.Mayfield (C.Parkey kick) (1-75, 0:10)	24	7
Browns	2	5:46	R.Higgins 17 yd. pass from B.Mayfield (C.Parkey kick) (11-90, 5:38)	31	7
Browns	2	0:55	N.Chubb 1 yd. run (C.Parkey kick) (9-65, 3:22)	38	7
Titans	3	13:52	M.Pruitt 22 yd. pass from R.Tannehill (run failed) (3-75, 1:08)	38	13
Titans	3	9:08	M.Pruitt 3 yd. fumble recovery (R.Tannehill run) (6-61, 2:10)	38	21

# Week 13

## National Football League Game Summary

NFL Copyright © 2020 by The National Football League. All rights reserved. This summary and play-by-play is for the express purpose of assisting media in their coverage of the game; any other use of this material is prohibited without the written permission of the National Football League.

---

Browns	3	5:29	C.Parkey 43 yd. Field Goal (8-50, 3:39)	41	21
Titans	4	1:23	J.McNichols 1 yd. run (S.Gostkowski kick) (15-91, 4:20)	41	28
Titans	4	0:28	C.Batson 8 yd. pass from R.Tannehill (S.Gostkowski kick) (4-13, 0:20)	41	35
Paid Attendance: 13,986				Time: 3:23	

# Final Individual Statistics

Cleveland Browns								Tennessee Titans									
RUSHING								RUSHING									
	ATT	YDS	AVG	LG	TD			ATT	YDS	AVG	LG	TD					
N.Chubb	18	80	4.4	29	1	D.Henry		15	60	4.0	10	0					
K.Hunt	14	33	2.4	8	0	J.McNichols		2	2	1.0	1	1					
B.Mayfield	4	5	1.3	3	0	C.Batson		1	0	0.0	0	0					
Total	36	118	3.3	29	1	Total		18	62	3.4	10	1					
PASSING								PASSING									
	ATT	CMP	YDS	SK/YD	TD	LG	IN	RT		ATT	CMP	YDS	SK/YD	TD	LG	IN	RT
B.Mayfield	33	25	334	0/0	4	75	0	147.0	R.Tannehill	45	29	389	3/20	3	43	1	104.8
J.Landry	1	1	6	0/0	0	6	0	91.7	Total	45	29	389	3/20	3	43	1	104.8
Total	34	26	340	0/0	4	75	0	146.7									
PASS RECEIVING								PASS RECEIVING									
	TAR	REC	YDS	AVG	LG	TD			TAR	REC	YDS	AVG	LG	TD			
J.Landry	10	8	62	7.8	13	1	C.Davis		12	11	182	16.5	43	1			
R.Higgins	9	6	95	15.8	35	1	A.Firkser		7	5	51	10.2	14	0			
K.Hunt	3	3	24	8.0	13	0	A.Brown		7	4	87	21.8	40	0			
D.Peoples-Jones	3	2	92	46.0	75	1	J.McNichols		4	3	15	5.0	8	0			
A.Hooper	2	2	24	12.0	16	0	C.Batson		3	3	14	4.7	8	1			
N.Chubb	1	1	26	26.0	26	0	M.Pruitt		2	1	22	22.0	22	1			
B.Mayfield	1	1	6	6.0	6	0	A.Humphries		4	1	9	9.0	9	0			
D.Johnson	1	1	5	5.0	5	0	D.Henry		1	1	9	9.0	9	0			
D.Njoku	1	1	5	5.0	5	0	A.Brewer		1	0	0	0.0	0	0			
K.Lamm	1	1	1	1.0	1	1	G.Swaim		1	0	0	0.0	0	0			
Total	32	26	340	13.1	75	4	Total		42	29	389	13.4	43	3			
INTERCEPTIONS								INTERCEPTIONS									
	NO	YDS	AVG	LG	TD			NO	YDS	AVG	LG	TD					
M.Stewart Jr.	1	21	21.0	21	0	Total		0	0	0	0	0					
Total	1	21	21.0	21	0												
PUNTING								PUNTING									
	NO	YDS	AVG	NET	TB	IN20	LG		NO	YDS	AVG	NET	TB	IN20	LG		
J.Gillan	3	123	41.0	41.0	0	1	47	B.Kern	3	138	46.0	45.7	0	0	54		
Total	3	123	41.0	41.0	0	1	47	Total	3	138	46.0	45.7	0	0	54		
PUNT RETURNS								PUNT RETURNS									
	NO	YDS	AVG	FC	LG	TD			NO	YDS	AVG	FC	LG	TD			
D.Peoples-Jones	3	1	0.3	0	1	0	K.Raymond		0	0	0.0	2	0	0			
Total	3	1	0.3	0	1	0	[OUT OF BOUNDS]		1	0	0.0	0	0	0			
							Total		0	0	0.0	2	0	0			
KICKOFF RETURNS								KICKOFF RETURNS									
	NO	YDS	AVG	FC	LG	TD			NO	YDS	AVG	FC	LG	TD			
[TOUCHBACK]	4	0	0.0	0	0	0	C.Batson		4	83	20.8	0	27	0			
Total	0	0	0.0	0	0	0	[TOUCHBACK]		4	0	0.0	0	0	0			
							Total		4	83	20.8	0	27	0			

## Cleveland Browns

FUMBLES	FUM	LOST	OWN-REC	YDS	TD	FORCED	OPP-REC	YDS	TD	OUT-BDS
B.Mayfield	1	1	0	0	0	0	0	0	0	0
T.Mitchell	0	0	0	0	0	1	0	0	0	0
S.Richardson	0	0	0	0	0	1	0	0	0	0
M.Smith	0	0	0	0	0	1	0	0	0	0
K.Johnson	0	0	0	0	0	0	1	0	0	0
K.Joseph	0	0	0	0	0	0	1	0	0	0
Total	1	1	0	0	0	3	2	0	0	0

## Tennessee Titans

FUMBLES	FUM	LOST	OWN-REC	YDS	TD	FORCED	OPP-REC	YDS	TD	OUT-BDS
A.Brown	2	1	0	0	0	0	0	0	0	0
C.Batson	1	0	1	-5	0	0	0	0	0	0
D.Henry	1	1	0	0	0	0	0	0	0	0
M.Pruitt	0	0	1	3	1	0	0	0	0	0
J.Crawford	0	0	0	0	0	1	0	0	0	0

Cleveland Browns vs Tennessee Titans

12/6/2020 at Nissan Stadium

## Final Individual Statistics

K. Vaccaro	0	0	0	0	0	0	1	53	0	0
Total	4	2	2	-2	1	1	1	53	0	0

## Final Team Statistics

	Visitor Browns	Home Titans
TOTAL FIRST DOWNS	26	25
By Rushing	5	4
By Passing	18	18
By Penalty	3	3
THIRD DOWN EFFICIENCY	10-16-63%	2-10-20%
FOURTH DOWN EFFICIENCY	0-1-0%	3-4-75%
TOTAL NET YARDS	458	431
Total Offensive Plays (inc. times thrown passing)	70	66
Average gain per offensive play	6.5	6.5
NET YARDS RUSHING	118	62
Total Rushing Plays	36	18
Average gain per rushing play	3.3	3.4
Tackles for a loss-number and yards	3-3	2-3
NET YARDS PASSING	340	369
Times thrown - yards lost attempting to pass	0-0	3-20
Gross yards passing	340	389
PASS ATTEMPTS-COMPLETIONS-HAD INTERCEPTED	34-26-0	45-29-1
Avg gain per pass play (inc.# thrown passing)	10.0	7.7
KICKOFFS Number-In End Zone-Touchbacks	8-4-4	6-4-4
PUNTS Number and Average	3-41.0	3-46.0
Had Blocked	0	0
FGs - PATs Had Blocked	0-0	0-0
Net Punting Average	41.0	45.7
TOTAL RETURN YARDAGE (Not Including Kickoffs)	22	0
No. and Yards Punt Returns	3-1	0-0
No. and Yards Kickoff Returns	0-0	4-83
No. and Yards Interception Returns	1-21	0-0
PENALTIES Number and Yards	13-92	5-52
FUMBLES Number and Lost	1-1	4-2
TOUCHDOWNS	5	5
Rushing	1	1
Passing	4	3
Fumbles	0	1
EXTRA POINTS Made-Attempts	5-5	4-5
Kicking Made-Attempts	5-5	3-3
Rushing Made-Attempts	0-0	1-2
FIELD GOALS Made-Attempts	2-2	0-0
RED ZONE EFFICIENCY	4-5-80%	4-5-80%
GOAL TO GO EFFICIENCY	3-3-100%	1-1-100%
SAFETIES	0	0
FINAL SCORE	41	35
TIME OF POSSESSION	36:46	23:14

## Ball Possession And Drive Chart

### Cleveland Browns

#	Time Recd	Time Lost	Time Poss	How Ball Obtained	Drive Began	# Play	Yds Gain	Yds Pen	Net Yds	1st Down	Last Scrm	How Given Up
1	15:00	10:43	4:17	Kickoff	CLV 25	8	71	-5	66	3	* TEN 9	Field Goal
2	7:51	3:19	4:32	Downs	CLV 41	9	52	7	59	5	* TEN 2	Touchdown
3	3:09	14:56	3:13	Fumble	TEN 21	6	20	1	21	2	* TEN 1	Touchdown
4	13:14	13:04	0:10	Kickoff	CLV 25	1	75	0	75	1	CLV 25	Touchdown
5	11:24	5:46	5:38	Punt	CLV 10	11	75	15	90	6	* TEN 17	Touchdown
6	4:17	0:55	3:22	Punt	CLV 35	9	51	14	65	5	* TEN 1	Touchdown
7	13:52	11:18	2:34	Kickoff	CLV 25	3	7	-10	-3	0	CLV 22	Punt
8	9:08	5:29	3:39	Kickoff	CLV 25	8	60	-10	50	2	TEN 25	Field Goal
9	0:15	14:02	1:13	Interception	CLV 30	3	3	0	3	0	CLV 33	Punt
10	12:48	5:43	7:05	Punt	CLV 20	9	34	-10	24	2	CLV 44	Punt
11	1:23	0:48	0:35	Kickoff	TEN 45	4	11	0	11	0	TEN 36	Fumble
12	0:28	0:00	0:28	Kickoff	TEN 43	1	-1	0	-1	0	TEN 43	End of Game

(427) Average CLV 36

### Tennessee Titans

#	Time Recd	Time Lost	Time Poss	How Ball Obtained	Drive Began	# Play	Yds Gain	Yds Pen	Net Yds	1st Down	Last Scrm	How Given Up
1	10:43	7:51	2:52	Kickoff	TEN 28	6	30	0	30	1	CLV 42	Downs
2	3:19	3:09	0:10	Kickoff	TEN 23	1	-2	0	-2	0	TEN 23	Fumble
3	14:56	13:14	1:42	Kickoff	TEN 26	4	74	0	74	3	* CLV 17	Touchdown
4	13:04	11:24	1:40	Kickoff	TEN 25	3	1	0	1	0	TEN 26	Punt
5	5:46	4:17	1:29	Kickoff	TEN 25	3	-1	0	-1	0	TEN 24	Punt
6	0:55	0:00	0:55	Kickoff	TEN 25	5	46	0	46	2	CLV 48	Fumble
7	15:00	13:52	1:08	Kickoff	TEN 25	3	75	0	75	3	CLV 22	Touchdown
8	11:18	9:08	2:10	Punt	TEN 39	6	61	0	61	3	* CLV 19	Touchdown
9	5:29	0:15	5:14	Kickoff	TEN 24	13	39	20	59	5	* CLV 17	Interception
10	14:02	12:48	1:14	Punt	TEN 30	3	-2	0	-2	0	TEN 28	Punt
11	5:43	1:23	4:20	Punt	TEN 9	15	100	-9	91	7	* CLV 1	Touchdown
12	0:48	0:28	0:20	Fumble	CLV 13	4	8	5	13	1	* CLV 8	Touchdown

(366) Average TEN 30

\* inside opponent's 20

Time of Possession by Quarter		1st	2nd	3rd	4th	OT	Total
Visitor	Cleveland Browns	11:58	9:14	6:28	9:06		36:46
Home	Tennessee Titans	3:02	5:46	8:32	5:54		23:14

Kickoff Drive No.-Start Average Browns: 4 - CLV 25 Titans: 8 - TEN 25

# Final Defensive Statistics

Cleveland Browns	Regular Defensive Plays											Special Teams					Misc				
	TKL	AST	COMB	SK	/ YDS	TFL	Q	IN	PD	FF	FR	TKL	AST	FF	FR	BL	TKL	AST	FF	FR	
A.Sendejo	6	2	8	0	0	0	0	0	0	0	0	0	0	0	0	0	0	0	0	0	0
B.Goodson	4	2	6	0	0	0	0	0	1	0	0	0	0	0	0	0	0	0	0	0	0
M.Wilson	4	2	6	0	0	1	0	0	0	0	0	0	0	0	0	0	0	0	0	0	0
M.Smith	3	3	6	1	4	1	1	0	0	1	0	0	0	0	0	0	0	0	0	0	0
S.Richardson	3	1	4	0	0	0	1	0	0	1	0	0	0	0	0	0	0	0	0	0	0
T.Mitchell	3	1	4	0	0	0	0	0	0	1	0	0	0	0	0	0	0	0	0	0	0
K.Joseph	3	0	3	0	0	0	0	0	0	0	1	0	0	0	0	0	0	0	0	0	0
K.Johnson	2	1	3	0	0	0	1	0	1	0	1	0	0	0	0	0	0	0	0	0	0
M.Stewart Jr.	2	1	3	0	0	0	0	1	2	0	0	0	0	0	0	0	0	0	0	0	0
J.Phillips	0	3	3	0	0	0	0	0	0	0	0	0	0	0	0	0	0	0	0	0	0
M.Garrett	2	0	2	1	9	1	1	0	0	0	0	0	0	0	0	0	0	0	0	0	0
S.Takitaki	2	0	2	0	0	0	0	0	0	0	0	1	1	0	0	0	0	0	0	0	0
L.Ogunjobi	1	1	2	1	7	1	1	0	0	0	0	0	0	0	0	0	0	0	0	0	0
S.Redwine	1	0	1	0	0	0	0	0	0	0	0	0	0	0	0	0	0	0	0	0	0
J.Elliott	1	0	1	0	0	0	0	0	0	0	0	0	0	0	0	0	0	0	0	0	0
T.Davis	0	0	0	0	0	0	0	0	1	0	0	2	0	0	0	0	0	0	0	0	0
E.Lee	0	0	0	0	0	0	0	0	0	0	0	1	0	0	0	0	0	0	0	0	0
K.Hunt	0	0	0	0	0	0	0	0	0	0	0	0	0	0	0	0	1	0	0	0	0
Total	37	17	54	3	20	4	5	1	5	3	2	4	1	0	0	0	1	0	0	0	0

TKL = Tackle AST = Assist COMB = Combined QH=QB Hit IN = Interception PD = Pass Defense FF = Forced Fumble FR = Fumble Recovery

Tennessee Titans	Regular Defensive Plays											Special Teams					Misc				
	TKL	AST	COMB	SK	/ YDS	TFL	QH	IN	PD	FF	FR	TKL	AST	FF	FR	BL	TKL	AST	FF	FR	
M.Butler	7	1	8	0	0	0	0	0	0	0	0	0	0	0	0	0	0	0	0	0	0
J.Crawford	6	1	7	0	0	1	0	0	0	1	0	0	0	0	0	0	0	0	0	0	0
J.Simmons	3	4	7	0	0	0	0	0	0	0	0	0	0	0	0	0	0	0	0	0	0
K.Vaccaro	5	1	6	0	0	0	0	0	1	0	1	0	0	0	0	0	0	0	0	0	0
B.Borders	4	2	6	0	0	1	0	0	2	0	0	0	0	0	0	0	0	0	0	0	0
K.Byard	4	2	6	0	0	0	0	0	0	0	0	0	0	0	0	0	0	0	0	0	0
R.Evans	3	3	6	0	0	1	1	0	0	0	0	0	0	0	0	0	0	0	0	0	0
D.Long	3	3	6	0	0	0	0	0	0	0	0	0	0	0	0	0	0	0	0	0	0
D.King	3	3	6	0	0	0	0	0	0	0	0	0	0	0	0	0	0	0	0	0	0
T.Skipper	4	0	4	0	0	0	0	0	0	0	0	0	0	0	0	0	0	0	0	0	0
H.Landry III	2	1	3	0	0	0	0	0	0	0	0	0	0	0	0	0	0	0	0	0	0
D.Jones	1	2	3	0	0	0	0	0	0	0	0	0	0	0	0	0	0	0	0	0	0
A.Hooker	1	1	2	0	0	0	0	0	0	0	0	0	0	0	0	0	0	0	0	0	0
W.Compton	1	0	1	0	0	0	0	0	0	0	0	0	1	0	0	0	0	0	0	0	0
D.Roberson	1	0	1	0	0	0	0	0	0	0	0	0	0	0	0	0	0	0	0	0	0
M.Dickerson	0	1	1	0	0	0	0	0	0	0	0	0	0	0	0	0	0	0	0	0	0
K.Blasingame	0	0	0	0	0	0	0	0	0	0	0	1	0	0	0	0	0	0	0	0	0
T.Smith	0	0	0	0	0	0	0	0	0	0	0	1	0	0	0	0	0	0	0	0	0
N.Dzubnar	0	0	0	0	0	0	0	0	0	0	0	0	1	0	0	0	0	0	0	0	0
B.Jones	0	0	0	0	0	0	0	0	0	0	0	0	0	0	0	0	1	0	0	0	0
M.Pruitt	0	0	0	0	0	0	0	0	0	0	0	0	0	0	0	0	0	0	0	0	1
C.Batson	0	0	0	0	0	0	0	0	0	0	0	0	0	0	0	0	0	0	0	0	1
Total	48	25	73	0	0	3	1	0	3	1	1	2	2	0	0	0	1	0	0	0	2

# First Half Summary

PERIOD SCORES

Browns	10 28 = 38
Titans	0 7 = 7

TIME OF POSSESSION

Browns	21:12
Titans	8:48

Scoring Plays

Team	Qtr	Time	Play Description (Extra Point) (Drive Info)	Visitor	Home
Browns	1	10:43	C.Parkey 27 yd. Field Goal (8-66, 4:17)	3	0
Browns	1	3:19	J.Landry 2 yd. pass from B.Mayfield (C.Parkey kick) (9-59, 4:32)	10	0
Browns	2	14:56	K.Lamm 1 yd. pass from B.Mayfield (C.Parkey kick) (6-21, 3:13)	17	0
Titans	2	13:14	C.Davis 17 yd. pass from R.Tannehill (S.Gostkowski kick) (4-74, 1:42)	17	7
Browns	2	13:04	D.Peoples-Jones 75 yd. pass from B.Mayfield (C.Parkey kick) (1-75, 0:10)	24	7
Browns	2	5:46	R.Higgins 17 yd. pass from B.Mayfield (C.Parkey kick) (11-90, 5:38)	31	7
Browns	2	0:55	N.Chubb 1 yd. run (C.Parkey kick) (9-65, 3:22)	38	7

	Cleveland Browns	Tennessee Titans
<b>TOTAL FIRST DOWNS</b>	<b>22</b>	<b>6</b>
First Downs Rushing-Passing-by Penalty	3 - 16 - 3	0 - 6 - 0
<b>THIRD DOWN EFFICIENCY</b>	<b>7-8-88%</b>	<b>0-3-0%</b>
<b>TOTAL NET YARDS</b>	<b>344</b>	<b>148</b>
Total Offensive Plays	43	22
<b>NET YARDS RUSHING</b>	<b>48</b>	<b>15</b>
<b>NET YARDS PASSING</b>	<b>296</b>	<b>133</b>
Gross Yards Passing	296	137
Times thrown-yards lost attempting to pass	0-0	1-4
Pass Attempts-Completions-Had Intercepted	26 - 21 - 0	14 - 9 - 0
Punts-Number and Average	0 - 0	2 - 48
Penalties-Number and Yards	4 - 25	4 - 42
Fumbles-Number and Lost	0 - 0	2 - 2
Red Zone Efficiency	4-5-80%	1-1-100%
Average Drive Start	CLV 36	TEN 25

Cleveland Browns

Tennessee Titans

Cleveland Browns							Tennessee Titans						
RUSHING	ATT	YDS	AVG	LG	TD		RUSHING	ATT	YDS	AVG	LG	TD	
N.Chubb	12	40	3.3	14	1		D.Henry	7	15	2.1	7	0	
K.Hunt	4	5	1.3	4	0								
B.Mayfield	1	3	3.0	3	0								
<b>Total</b>	<b>17</b>	<b>48</b>	<b>2.8</b>	<b>14</b>	<b>1</b>		<b>Total</b>	<b>7</b>	<b>15</b>	<b>2.1</b>	<b>7</b>	<b>0</b>	

Cleveland Browns										Tennessee Titans									
PASSING	ATT	CMP	YDS	SK/YD	TD	LG	IN	RT		PASSING	ATT	CMP	YDS	SK/YD	TD	LG	IN	RT	
B.Mayfield	25	20	290	0/0	4	75	0	154.6		R.Tannehill	14	9	137	1/4	1	40	0	120.2	
J.Landry	1	1	6	0/0	0	6	0	91.7											
<b>Total</b>	<b>26</b>	<b>21</b>	<b>296</b>	<b>0/0</b>	<b>4</b>	<b>75</b>	<b>0</b>	<b>153.7</b>		<b>Total</b>	<b>14</b>	<b>9</b>	<b>137</b>	<b>1/4</b>	<b>1</b>	<b>40</b>	<b>0</b>	<b>120.2</b>	

Cleveland Browns								Tennessee Titans							
PASS RECEIVING	TAR	REC	YDS	AVG	LG	TD		PASS RECEIVING	TAR	REC	YDS	AVG	LG	TD	
J.Landry	9	8	62	7.8	13	1		C.Davis	4	4	51	12.8	18	1	
R.Higgins	7	5	88	17.6	35	1		A.Brown	4	3	71	23.7	40	0	
D.Peoples-Jones	3	2	92	46.0	75	1		A.Firkser	1	1	14	14.0	14	0	
N.Chubb	1	1	26	26.0	26	0		C.Batson	1	1	1	1.0	1	0	
K.Hunt	1	1	11	11.0	11	0		A.Humphries	2	0	0	0.0	0	0	
B.Mayfield	1	1	6	6.0	6	0		A.Brewer	1	0	0	0.0	0	0	
D.Johnson	1	1	5	5.0	5	0									
D.Njoku	1	1	5	5.0	5	0									
K.Lamm	1	1	1	1.0	1	1									
<b>Total</b>	<b>25</b>	<b>21</b>	<b>296</b>	<b>14.1</b>	<b>75</b>	<b>4</b>		<b>Total</b>	<b>13</b>	<b>9</b>	<b>137</b>	<b>15.2</b>	<b>40</b>	<b>1</b>	

Cleveland Browns

Regular Defensive Plays

Special Teams

Misc





## First Quarter

TEN wins the coin toss and elects to defer. CLV elects to Receive, and TEN elects to defend the south goal.

S.Gostkowski kicks 65 yards from TEN 35 to end zone, Touchback.

Cleveland Browns at 15:00

1-10-CLV 25	(15:00) (Shotgun) B.Mayfield pass short middle to J.Landry to CLV 35 for 10 yards (K.Byard).	P1
<u>1-10-CLV 35</u>	(14:24) N.Chubb left tackle to CLV 38 for 3 yards (J.Crawford, H.Landry III).	
2-7-CLV 38	(13:41) B.Mayfield pass deep right to R.Higgins pushed ob at TEN 27 for 35 yards (K.Byard).	P2
<u>1-10-TEN 27</u>	(13:12) N.Chubb right tackle to TEN 13 for 14 yards (K.Vaccaro, B.Borders).	R3
<u>1-10-TEN 13</u>	(12:28) (Shotgun) B.Mayfield pass incomplete short middle to D.Peoples-Jones.	
2-10-TEN 13	(12:25) (Shotgun) B.Mayfield pass short right to D.Johnson pushed ob at TEN 8 for 5 yards (D.Long).	
3-5-TEN 8	(11:57) (Shotgun) PENALTY on CLV-R.Higgins, False Start, 5 yards, enforced at TEN 8 - No Play.	
3-10-TEN 13	(11:34) (Shotgun) B.Mayfield pass short left to J.Landry to TEN 9 for 4 yards (M.Butler).	
4-6-TEN 9	(10:47) C.Parkey 27 yard field goal is GOOD, Center-C.Hughlett, Holder-J.Gillan.	

CLV 3 TEN 0, 8 plays, 66 yards, 4:17 drive, 4:17 elapsed

C.Parkey kicks 64 yards from CLV 35 to TEN 1. C.Batson to TEN 28 for 27 yards (T.Davis, S.Takitaki).

Tennessee Titans at 10:43, (1st play from scrimmage 10:39)

1-10-TEN 28	(10:39) D.Henry left tackle to TEN 31 for 3 yards (B.Goodson).	
2-7-TEN 31	(10:06) R.Tannehill pass short middle to C.Davis pushed ob at TEN 49 for 18 yards (A.Sendejo).	P1
<u>1-10-TEN 49</u>	(9:32) (Shotgun) D.Henry right end to CLV 44 for 7 yards (T.Mitchell; M.Smith).	
2-3-CLV 44	(8:54) D.Henry right tackle to CLV 42 for 2 yards (S.Richardson).	
3-1-CLV 42	(8:08) R.Tannehill pass incomplete short left to A.Brewer (B.Goodson).	
4-1-CLV 42	(8:02) (Shotgun) D.Henry up the middle to CLV 42 for no gain (S.Richardson). Tennessee challenged the short of the line to gain ruling, and the play was Upheld. The ruling on the field stands. (Timeout #1 at 07:51.)	

Cleveland Browns at 7:51

1-10-CLV 41	(7:51) PENALTY on CLV-J.Tretter, False Start, 5 yards, enforced at CLV 41 - No Play.	
1-15-CLV 36	(7:51) B.Mayfield pass short right to N.Chubb to TEN 38 for 26 yards (D.Long).	P4
<u>1-10-TEN 38</u>	(7:13) N.Chubb right end to TEN 30 for 8 yards (D.Jones, J.Simmons).	
2-2-TEN 30	(6:32) N.Chubb left guard to TEN 30 for no gain (D.Long; J.Simmons).	
3-2-TEN 30	(5:54) (Shotgun) J.Landry pass short left to B.Mayfield ran ob at TEN 24 for 6 yards [R.Evans]. PENALTY on TEN-R.Evans, Roughing the Passer, 12 yards, enforced at TEN 24.	P5 X6
<u>1-10-TEN 12</u>	(5:28) K.Hunt right tackle to TEN 8 for 4 yards (H.Landry III).	
2-6-TEN 8	(4:44) (Shotgun) B.Mayfield pass incomplete short left to J.Landry (K.Vaccaro).	
3-6-TEN 8	(4:39) (Shotgun) B.Mayfield pass short right to R.Higgins pushed ob at TEN 1 for 7 yards (B.Borders).	P7
<u>1-1-TEN 1</u>	(4:03) (Shotgun) K.Hunt up the middle to TEN 2 for -1 yards (R.Evans, K.Byard).	
2-2-TEN 2	(3:25) B.Mayfield pass short middle to J.Landry for 2 yards, TOUCHDOWN. (Kick formation) PENALTY on CLV-K.Lamm, False Start, 5 yards, enforced at TEN 15 - No Play. C.Parkey extra point is GOOD, Center-C.Hughlett, Holder-J.Gillan.	P8

CLV 10 TEN 0, 9 plays, 59 yards, 1 penalty, 4:32 drive, 11:41 elapsed

C.Parkey kicks 56 yards from CLV 35 to TEN 9. C.Batson to TEN 23 for 14 yards (E.Lee).

Tennessee Titans at 3:19, (1st play from scrimmage 3:15)

1-10-TEN 23	(3:15) D.Henry right guard to TEN 20 for -3 yards (S.Richardson). FUMBLES (S.Richardson), RECOVERED by CLV-K.Joseph at TEN 21.
-------------	--

Cleveland Browns at 3:09

1-10-TEN 21	(3:09) (Shotgun) B.Mayfield pass short left to R.Higgins to TEN 13 for 8 yards (M.Butler).	
2-2-TEN 13	(2:36) N.Chubb right guard to TEN 14 for -1 yards (B.Borders).	
3-3-TEN 14	(1:53) (Shotgun) B.Mayfield pass short left to J.Landry pushed ob at TEN 7 for 7 yards (D.King).	P9
<u>1-7-TEN 7</u>	(1:24) (Shotgun) N.Chubb left end to TEN 8 for -1 yards (J.Crawford).	
2-8-TEN 8	(:40) (Shotgun) B.Mayfield pass short right to J.Landry to TEN 2 for 6 yards (B.Borders, D.King).	
3-2-TEN 2	(:12) (No Huddle) PENALTY on TEN-T.Tart, Encroachment, 1 yard, enforced at TEN 2 - No Play.	

END OF QUARTER

	Score	Time Poss	First Downs				Efficiencies	
			R	P	X	T	3 Down	4 Down
Cleveland Browns	10	11:58	1	7	1	9	3/4	0/0
Tennessee Titans	0	3:02	0	1	0	1	0/1	0/1

## Second Quarter

12/6/2020

## Play By Play

Cleveland Browns continued.

3-1-TEN 1 (15:00) K.Lamm reported in as eligible. B.Mayfield pass short left to K.Lamm for 1 yard, TOUCHDOWN. P10  
C.Parkey extra point is GOOD, Center-C.Hughlett, Holder-J.Gillan.

CLV 17 TEN 0, 6 plays, 21 yards, 1 penalty, 3:13 drive, 0:04 elapsed
--

C.Parkey kicks 58 yards from CLV 35 to TEN 7. C.Batson to TEN 26 for 19 yards (T.Davis).

Tennessee Titans at 14:56, (1st play from scrimmage 14:52)

1-10-TEN 26 (14:52) R.Tannehill pass short middle to A.Brown to TEN 38 for 12 yards (K.Johnson; A.Sendejo). P2

1-10-TEN 38 (14:20) (No Huddle) D.Henry right end to TEN 43 for 5 yards (K.Joseph).

2-5-TEN 43 (13:54) (No Huddle) R.Tannehill pass deep middle to A.Brown to CLV 17 for 40 yards (T.Mitchell). P3

1-10-CLV 17 (13:22) (No Huddle) R.Tannehill pass deep right to C.Davis for 17 yards, TOUCHDOWN. TEN-A.Brown was injured during the play. His return is Questionable. P4  
S.Gostkowski extra point is GOOD, Center-M.Overton, Holder-B.Kern.

CLV 17 TEN 7, 4 plays, 74 yards, 1:42 drive, 1:46 elapsed
---

S.Gostkowski kicks 65 yards from TEN 35 to end zone, Touchback.

Cleveland Browns at 13:14

1-10-CLV 25 (13:14) B.Mayfield pass deep right to D.Peoples-Jones for 75 yards, TOUCHDOWN. P11

C.Parkey extra point is GOOD, Center-C.Hughlett, Holder-J.Gillan.

CLV 24 TEN 7, 1 plays, 75 yards, 0:10 drive, 1:56 elapsed
---

C.Parkey kicks 65 yards from CLV 35 to end zone, Touchback.

Tennessee Titans at 13:04

1-10-TEN 25 (13:04) (Shotgun) R.Tannehill pass short middle to C.Batson to TEN 26 for 1 yard (M.Wilson).

2-9-TEN 26 (12:26) D.Henry left tackle to TEN 26 for no gain (M.Wilson, L.Ogunjobi).

3-9-TEN 26 (11:39) (Shotgun) R.Tannehill pass incomplete short right to A.Humphries (M.Stewart Jr.).

4-9-TEN 26 (11:35) B.Kern punts 54 yards to CLV 20, Center-M.Overton. D.Peoples-Jones to CLV 34 for 14 yards (W.Compton; N.Dzubnar).

PENALTY on CLV-E.Lee, Offensive Holding, 10 yards, enforced at CLV 20.

Cleveland Browns at 11:24

1-10-CLV 10 (11:24) K.Hunt right tackle to CLV 10 for no gain (J.Simmons).

2-10-CLV 10 (10:42) (Shotgun) B.Mayfield pass short right to K.Hunt to CLV 21 for 11 yards (R.Evans; K.Byard). P12

1-10-CLV 21 (9:57) (Shotgun) B.Mayfield pass incomplete deep right to R.Higgins (B.Borders).

2-10-CLV 21 (9:52) (Shotgun) B.Mayfield pass incomplete short right to R.Higgins.

3-10-CLV 21 (9:46) (Shotgun) B.Mayfield pass deep right to R.Higgins to CLV 42 for 21 yards (K.Byard). P13

PENALTY on TEN-J.Simmons, Unnecessary Roughness, 15 yards, enforced at CLV 42. X14

1-10-TEN 43 (9:16) B.Mayfield pass short left to D.Njoku to TEN 38 for 5 yards (A.Hooker).

2-5-TEN 38 (8:25) K.Hunt left tackle to TEN 36 for 2 yards (R.Evans).

3-3-TEN 36 (7:40) (Shotgun) B.Mayfield scrambles left end to TEN 33 for 3 yards (J.Simmons). R15

1-10-TEN 33 (6:52) B.Mayfield pass short left to J.Landry pushed ob at TEN 21 for 12 yards (W.Compton). P16

Penalty on TEN-R.Evans, Defensive Holding, declined.

1-10-TEN 21 (6:34) N.Chubb left guard to TEN 17 for 4 yards (J.Simmons).

2-6-TEN 17 (5:51) (Shotgun) B.Mayfield pass deep right to R.Higgins for 17 yards, TOUCHDOWN. P17

C.Parkey extra point is GOOD, Center-C.Hughlett, Holder-J.Gillan.

CLV 31 TEN 7, 11 plays, 90 yards, 1 penalty, 5:38 drive, 9:14 elapsed
---

C.Parkey kicks 65 yards from CLV 35 to end zone, Touchback.

Tennessee Titans at 5:46

1-10-TEN 25 (5:46) R.Tannehill pass short right to C.Davis to TEN 28 for 3 yards (M.Wilson).

2-7-TEN 28 (5:19) (No Huddle) R.Tannehill pass incomplete deep left to A.Brown.

3-7-TEN 28 (5:12) (Shotgun) R.Tannehill sacked at TEN 24 for -4 yards (M.Smith).

4-11-TEN 24 (4:31) B.Kern punts 42 yards to CLV 34, Center-M.Overton. D.Peoples-Jones to CLV 35 for 1 yard (K.Blasingame).

Cleveland Browns at 4:17

1-10-CLV 35 (4:17) B.Mayfield pass short left to D.Peoples-Jones to TEN 48 for 17 yards (M.Butler). P18

1-10-TEN 48 (3:40) N.Chubb right guard to TEN 45 for 3 yards (R.Evans).

2-7-TEN 45 (3:05) (Shotgun) B.Mayfield pass short left to J.Landry pushed ob at TEN 32 for 13 yards (D.King). P19

Cleveland Browns vs Tennessee Titans at Nissan Stadium

1-10-TEN 32 (2:29) N.Chubb up the middle to TEN 28 for 4 yards (D.King; D.Long).  
 PENALTY on TEN-R.Evans, Unnecessary Roughness, 14 yards, enforced at TEN 28. X20

Two-Minute Warning

1-10-TEN 14 (2:00) N.Chubb right guard to TEN 10 for 4 yards (K.Vaccaro; B.Borders).

2-6-TEN 10 (1:19) B.Mayfield pass short left to J.Landry pushed ob at TEN 2 for 8 yards (B.Borders). P21  
 Timeout #1 by CLV at 01:13.

1-2-TEN 2 (1:13) B.Mayfield pass incomplete short right.

2-2-TEN 2 (1:06) N.Chubb left end to TEN 1 for 1 yard (M.Butler; D.King).  
 Timeout #2 by TEN at 00:58.

3-1-TEN 1 (:58) N.Chubb up the middle for 1 yard, TOUCHDOWN. R22  
 C.Parkey extra point is GOOD, Center-C.Hughlett, Holder-J.Gillan.

CLV 38 TEN 7, 9 plays, 65 yards, 1 penalty, 3:22 drive, 14:05 elapsed
---

C.Parkey kicks 65 yards from CLV 35 to end zone, Touchback.

Tennessee Titans at 0:55

1-10-TEN 25 (:55) (Shotgun) R.Tannehill pass incomplete deep right.

2-10-TEN 25 (:47) (No Huddle, Shotgun) R.Tannehill pass short right to C.Davis to TEN 38 for 13 yards (K.Johnson). P5

1-10-TEN 38 (:24) (No Huddle, Shotgun) R.Tannehill pass short left to A.Humphries to CLV 49 for 13 yards (M.Stewart Jr.) [S.Richardson].  
 The Replay Official reviewed the pass completion ruling, and the play was REVERSED.

2-10-TEN 38 (:17) (Shotgun) R.Tannehill pass incomplete short left to A.Humphries [S.Richardson].  
 (No Huddle, Shotgun) R.Tannehill pass short middle to A.Firkser to CLV 48 for 14 yards (M.Smith; B.Goodson). P6  
 Timeout #3 by TEN at 00:10.

1-10-CLV 48 (:10) (Shotgun) R.Tannehill pass short middle to A.Brown to CLV 29 for 19 yards (M.Smith). FUMBLES (M.Smith), RECOVERED by CLV-K.Johnson at CLV 21.

END OF QUARTER

	Score	Time Poss	First Downs				Efficiencies	
			R	P	X	T	3 Down	4 Down
Cleveland Browns	38	9:14	2	9	2	13	4/4	0/0
Tennessee Titans	7	5:46	0	5	0	5	0/2	0/0

## Play By Play

## Third Quarter

12/6/2020

TEN elects to Receive, and CLV elects to defend the North goal.

C.Parkey kicks 65 yards from CLV 35 to end zone, Touchback.

Tennessee Titans at 15:00

1-10-TEN 25 (15:00) D.Henry right tackle to TEN 35 for 10 yards (A.Sendejo). R7

1-10-TEN 35 (14:39) (No Huddle) R.Tannehill pass deep left to C.Davis pushed ob at CLV 22 for 43 yards (A.Sendejo). P8

1-10-CLV 22 (13:56) (Shotgun) R.Tannehill pass deep middle to M.Pruitt for 22 yards, TOUCHDOWN. P9

(Pass formation) PENALTY on CLV-L.Ogunjobi, Encroachment, 1 yard, enforced at CLV 2 - No Play.

TWO-POINT CONVERSION ATTEMPT. D.Henry rushes left guard. ATTEMPT FAILS.

CLV 38 TEN 13, 3 plays, 75 yards, 1:08 drive, 1:08 elapsed

S.Gostkowski kicks 65 yards from TEN 35 to end zone, Touchback.

Cleveland Browns at 13:52

1-10-CLV 25 (13:52) N.Chubb left end to CLV 30 for 5 yards (H.Landry III).  
PENALTY on CLV-J.Wills, Offensive Holding, 10 yards, enforced at CLV 25 - No Play.

1-20-CLV 15 (13:26) (Shotgun) N.Chubb up the middle to CLV 17 for 2 yards (M.Butler, D.Jones).

2-18-CLV 17 (12:43) (Shotgun) B.Mayfield scrambles up the middle to CLV 18 for 1 yard (H.Landry III).

3-17-CLV 18 (12:04) (Shotgun) K.Hunt right guard to CLV 22 for 4 yards (D.Long, J.Simmons).

4-13-CLV 22 (11:27) J.Gillan punts 39 yards to TEN 39, Center-C.Hughlett, out of bounds.

Tennessee Titans at 11:18

1-10-TEN 39 (11:18) D.Henry left tackle to TEN 42 for 3 yards (S.Takitaki, S.Richardson).

2-7-TEN 42 (10:55) (No Huddle) R.Tannehill pass deep left to C.Davis to CLV 40 for 18 yards (K.Joseph). P10

1-10-CLV 40 (10:30) (No Huddle) D.Henry left end to CLV 41 for -1 yards (M.Wilson).

2-11-CLV 41 (10:01) (No Huddle, Shotgun) R.Tannehill pass short right to C.Davis to CLV 19 for 22 yards (K.Joseph). P11

1-10-CLV 19 (9:23) (No Huddle) R.Tannehill pass incomplete short right [K.Johnson].

2-10-CLV 19 (9:15) (No Huddle, Shotgun) R.Tannehill pass short left to A.Brown to CLV 1 for 18 yards (T.Mitchell). FUMBLES (T.Mitchell), recovered by TEN-M.Pruitt at CLV 3. M.Pruitt for 3 yards, TOUCHDOWN. P12

(Pass formation) TWO-POINT CONVERSION ATTEMPT. R.Tannehill rushes left end. ATTEMPT SUCCEEDS.

CLV 38 TEN 21, 6 plays, 61 yards, 2:10 drive, 5:52 elapsed

S.Gostkowski kicks 65 yards from TEN 35 to end zone, Touchback.

Cleveland Browns at 9:08

1-10-CLV 25 (9:08) B.Mayfield pass short left to A.Hooper pushed ob at CLV 33 for 8 yards (D.King).

2-2-CLV 33 (8:32) B.Mayfield pass incomplete short right.  
PENALTY on CLV-B.Mayfield, Intentional Grounding, 10 yards, enforced at CLV 33.

3-12-CLV 23 (8:29) (Shotgun) B.Mayfield pass short right to A.Hooper to CLV 39 for 16 yards (K.Vaccaro). P23

1-10-CLV 39 (7:47) N.Chubb up the middle pushed ob at TEN 32 for 29 yards (K.Vaccaro). R24

1-10-TEN 32 (7:06) K.Hunt left end to TEN 32 for no gain (M.Butler).

2-10-TEN 32 (6:21) (Shotgun) B.Mayfield pass short left to R.Higgins to TEN 25 for 7 yards (M.Butler).

3-3-TEN 25 (5:40) (Shotgun) B.Mayfield pass incomplete short left to J.Landry.

4-3-TEN 25 (5:33) C.Parkey 43 yard field goal is GOOD, Center-C.Hughlett, Holder-J.Gillan.

CLV 41 TEN 21, 8 plays, 50 yards, 3:39 drive, 9:31 elapsed

C.Parkey kicks 64 yards from CLV 35 to TEN 1. C.Batson to TEN 24 for 23 yards (S.Takitaki).

Tennessee Titans at 5:29, (1st play from scrimmage 5:24)

1-10-TEN 24 (5:24) (Shotgun) R.Tannehill pass deep right intended for G.Swaim INTERCEPTED by A.Sendejo at TEN 49. A.Sendejo ran ob at TEN 27 for 22 yards.  
PENALTY on CLV-K.Johnson, Unnecessary Roughness, 15 yards, enforced at TEN 24 - No Play. X13

1-10-TEN 39 (5:13) (No Huddle) D.Henry right tackle to TEN 48 for 9 yards (A.Sendejo; J.Phillips).

2-1-TEN 48 (4:40) (No Huddle) D.Henry right guard to CLV 49 for 3 yards (M.Wilson; J.Phillips). R14

1-10-CLV 49 (4:17) (No Huddle) R.Tannehill pass short left to D.Henry to CLV 40 for 9 yards (S.Takitaki).

2-1-CLV 40 (3:44) (No Huddle) R.Tannehill pass incomplete short right to M.Pruitt.

3-1-CLV 40 (3:36) D.Henry right end to CLV 31 for 9 yards (T.Mitchell). R15

1-10-CLV 31 (2:49) (No Huddle) D.Henry up the middle to CLV 26 for 5 yards (M.Garrett).

2-5-CLV 26 (2:36) (No Huddle) R.Tannehill pass incomplete deep left.

3-5-CLV 26 (2:30) (Shotgun) R.Tannehill sacked at CLV 33 for -7 yards (L.Ogunjobi).

Cleveland Browns vs Tennessee Titans at Nissan Stadium

- 4-12-CLV 33 (1:45) (Shotgun) R.Tannehill pass incomplete short left to A.Humphries [M.Garrett].  
 PENALTY on CLV-M.Stewart Jr., Defensive Holding, 5 yards, enforced at CLV 33 - No Play. X16
- 1-10-CLV 28 (1:39) (Shotgun) Direct snap to C.Batson. C.Batson FUMBLES (Aborted) at CLV 33, and recovers at CLV 33. C.Batson to CLV 33 for no gain (J.Phillips; M.Wilson).
- 2-15-CLV 33 (1:08) (No Huddle, Shotgun) R.Tannehill pass incomplete short right to C.Davis (K.Johnson).
- 3-15-CLV 33 (1:03) (Shotgun) R.Tannehill pass short middle to C.Davis to CLV 22 for 11 yards (M.Smith; M.Stewart Jr.).  
 Timeout #1 by CLV at 00:34.
- 4-4-CLV 22 (:34) (Shotgun) R.Tannehill pass incomplete short left to C.Batson. P17  
 Tennessee challenged the incomplete pass ruling, and the play was REVERSED.  
 (Shotgun) R.Tannehill pass short left to C.Batson ran ob at CLV 17 for 5 yards.
- 1-10-CLV 17 (:25) (Shotgun) R.Tannehill pass short right intended for A.Humphries INTERCEPTED by M.Stewart Jr. at CLV 9. M.Stewart Jr. to CLV 30 for 21 yards (B.Jones).

Cleveland Browns at 0:15

- 1-10-CLV 30 (:15) N.Chubb left tackle to CLV 32 for 2 yards (T.Skipper).

END OF QUARTER

	Score	Time Poss	First Downs				Efficiencies	
			R	P	X	T	3 Down	4 Down
Cleveland Browns	41	6:28	1	1	0	2	1/3	0/0
Tennessee Titans	21	8:32	3	6	2	11	1/3	1/1

## Fourth Quarter

12/6/2020

## Play By Play

Cleveland Browns continued.

- 2-8-CLV 32 (15:00) N.Chubb right guard to CLV 33 for 1 yard (T.Skipper, J.Simmons).  
 3-7-CLV 33 (14:15) (Shotgun) B.Mayfield pass incomplete short left to R.Higgins (B.Borders).  
 4-7-CLV 33 (14:09) J.Gillan punts 37 yards to TEN 30, Center-C.Hughlett, fair catch by K.Raymond.

Tennessee Titans at 14:02

- 1-10-TEN 30 (14:02) D.Henry left guard to TEN 37 for 7 yards (A.Sendejo).  
 2-3-TEN 37 (13:40) (No Huddle) R.Tannehill pass incomplete deep right to A.Brown.  
 3-3-TEN 37 (13:35) (Shotgun) R.Tannehill sacked at TEN 28 for -9 yards (M.Garrett).  
 4-12-TEN 28 (12:58) B.Kern punts 42 yards to CLV 30, Center-M.Overton. D.Peoples-Jones to CLV 45 for 15 yards (T.Smith).  
 PENALTY on CLV-R.Jackson, Illegal Block Above the Waist, 10 yards, enforced at CLV 30.  
 Penalty on CLV-E.Lee, Offensive Holding, declined.

Cleveland Browns at 12:48

- 1-10-CLV 20 (12:48) K.Hunt right end to CLV 21 for 1 yard (M.Dickerson; R.Evans).  
 PENALTY on CLV-A.Hooper, Offensive Holding, 10 yards, enforced at CLV 20 - No Play.  
 1-20-CLV 10 (12:26) K.Hunt left tackle to CLV 12 for 2 yards (K.Vaccaro).  
 2-18-CLV 12 (11:41) (Shotgun) K.Hunt up the middle to CLV 20 for 8 yards (D.Roberson, R.Evans).  
 3-10-CLV 20 (10:55) (Shotgun) B.Mayfield pass short left to K.Hunt to CLV 33 for 13 yards (K.Byard). P25  
1-10-CLV 33 (10:05) K.Hunt right tackle to CLV 38 for 5 yards (J.Crawford). TEN-T.Tart was injured during the play. His return is Questionable.  
 2-5-CLV 38 (9:22) N.Chubb right guard to CLV 40 for 2 yards (T.Skipper).  
 3-3-CLV 40 (8:38) N.Chubb left end pushed ob at CLV 44 for 4 yards (M.Butler). R26  
1-10-CLV 44 (8:01) K.Hunt right tackle to CLV 44 for no gain (J.Crawford).  
 2-10-CLV 44 (7:20) K.Hunt right tackle to CLV 44 for no gain (T.Skipper, D.Long).  
 Timeout #2 by CLV at 06:34.  
 3-10-CLV 44 (6:34) (Shotgun) B.Mayfield pass short middle to K.Hunt to CLV 44 for no gain (K.Vaccaro, A.Hooker).  
 4-10-CLV 44 (5:50) J.Gillan punts 47 yards to TEN 9, Center-C.Hughlett, fair catch by K.Raymond.

Tennessee Titans at 5:43

- 1-10-TEN 9 (5:43) (Shotgun) R.Tannehill pass incomplete deep right to A.Brown.  
 2-10-TEN 9 (5:37) (No Huddle, Shotgun) R.Tannehill pass short right to C.Davis to TEN 14 for 5 yards (K.Johnson).  
 3-5-TEN 14 (5:08) (No Huddle, Shotgun) R.Tannehill pass short middle to A.Firkser to TEN 20 for 6 yards (B.Goodson). P18  
1-10-TEN 20 (4:48) (No Huddle, Shotgun) R.Tannehill pass short middle to J.McNichols to TEN 24 for 4 yards (B.Goodson).  
 2-6-TEN 24 (4:31) (No Huddle, Shotgun) R.Tannehill pass short middle to A.Firkser to TEN 38 for 14 yards (S.Redwine). P19  
1-10-TEN 38 (4:08) (No Huddle, Shotgun) R.Tannehill pass short middle to A.Firkser to TEN 44 for 6 yards (M.Smith).  
 2-4-TEN 44 (3:47) (No Huddle, Shotgun) R.Tannehill pass short middle to A.Firkser to CLV 45 for 11 yards (B.Goodson). P20  
1-10-CLV 45 (3:20) (No Huddle, Shotgun) R.Tannehill pass short middle to J.McNichols to CLV 37 for 8 yards (A.Sendejo, B.Goodson).  
 2-2-CLV 37 (2:58) (No Huddle, Shotgun) R.Tannehill pass incomplete deep right to G.Swaim (T.Davis).  
 3-2-CLV 37 (2:53) (No Huddle, Shotgun) J.McNichols up the middle to CLV 36 for 1 yard (J.Elliott).  
 4-1-CLV 36 (2:26) (No Huddle, Shotgun) R.Tannehill pass short right to C.Davis pushed ob at CLV 26 for 10 yards (S.Redwine).  
 PENALTY on TEN-D.Quessenberry, Illegal Use of Hands, 10 yards, enforced at CLV 36 - No Play.  
 4-11-CLV 46 (2:20) (Shotgun) R.Tannehill pass deep right to C.Davis to CLV 28 for 18 yards (A.Sendejo). P21  
1-10-CLV 28 (2:01) (No Huddle, Shotgun) R.Tannehill pass short middle to J.McNichols to CLV 25 for 3 yards (M.Stewart Jr.).

Two-Minute Warning

- 2-7-CLV 25 (1:56) (Shotgun) R.Tannehill pass short right to C.Davis to CLV 11 for 14 yards (M.Stewart Jr.). P22  
1-10-CLV 11 (1:31) (No Huddle, Shotgun) R.Tannehill pass short left to A.Humphries ran ob at CLV 2 for 9 yards.  
 2-1-CLV 2 (1:29) (No Huddle, Shotgun) R.Tannehill pass incomplete short middle to C.Davis (K.Johnson).  
 PENALTY on CLV-L.Ogunjobi, Defensive Offside, 1 yard, enforced at CLV 2 - No Play. X23  
1-1-CLV 1 (1:26) J.McNichols left tackle for 1 yard, TOUCHDOWN. R24  
 S.Gostkowski extra point is GOOD, Center-M.Overton, Holder-B.Kern.

CLV 41 TEN 28, 15 plays, 91 yards, 1 penalty, 4:20 drive, 13:37 elapsed

(Onside Kick formation) S.Gostkowski kicks onside 10 yards from TEN 35 to TEN 45. M.Smith (didn't try to advance) to TEN 45 for no gain.

Cleveland Browns at 1:23, (1st play from scrimmage 1:21)

- 1-10-TEN 45 (1:21) K.Hunt right guard to TEN 40 for 5 yards (J.Crawford).

Cleveland Browns vs Tennessee Titans at Nissan Stadium

Timeout #1 by TEN at 01:16.

2-5-TEN 40 (1:16) K.Hunt right tackle to TEN 37 for 3 yards (M.Dickerson; D.Jones).

Timeout #2 by TEN at 01:11.

3-2-TEN 37 (1:11) K.Hunt left guard to TEN 36 for 1 yard (J.Crawford; R.Evans).

Timeout #3 by TEN at 00:58.

4-1-TEN 36 (:57) B.Mayfield up the middle to TEN 34 for 2 yards (J.Crawford). FUMBLES (J.Crawford), RECOVERED by TEN-K.Vaccaro at TEN 34. K.Vaccaro pushed ob at CLV 13 for 53 yards (K.Hunt).

The Replay Official reviewed the fumble ruling, and the play was Upheld. The ruling on the field stands.

Tennessee Titans at 0:48

1-10-CLV 13 (:48) (Shotgun) R.Tannehill pass incomplete short left to A.Firkser.

2-10-CLV 13 (:43) (No Huddle, Shotgun) R.Tannehill pass incomplete short left to A.Firkser.

3-10-CLV 13 (:38) (Shotgun) R.Tannehill pass incomplete short right to J.McNichols.

4-10-CLV 13 (:33) (Shotgun) PENALTY on CLV-M.Garrett, Defensive Offside, 5 yards, enforced at CLV 13 - No Play.

4-5-CLV 8 (:33) (Shotgun) R.Tannehill pass short left to C.Batson for 8 yards, TOUCHDOWN.

S.Gostkowski extra point is GOOD, Center-M.Overton, Holder-B.Kern.

P25

CLV 41 TEN 35, 4 plays, 13 yards, 1 penalty, 0:20 drive, 14:32 elapsed

(Onside Kick formation) S.Gostkowski kicks onside 8 yards from TEN 35 to TEN 43. A.Janovich (didn't try to advance) to TEN 43 for no gain.

Cleveland Browns at 0:28, (1st play from scrimmage 0:27)

1-10-TEN 43 (:27) B.Mayfield kneels to TEN 44 for -1 yards.

END OF QUARTER

	Score	Time Poss	First Downs				Efficiencies	
			R	P	X	T	3 Down	4 Down
Cleveland Browns	41	9:06	1	1	0	2	2/5	0/1
Tennessee Titans	35	5:54	1	6	1	8	1/4	2/2



# Miscellaneous Statistics Report

Cleveland Browns vs Tennessee Titans  
12/6/2020 at Nissan Stadium

### Ten Longest Plays for Cleveland Browns

Yards	Qtr	Play Start	Play Description
75	2	1-10-CLV 25	(13:14) B.Mayfield pass deep right to D.Peoples-Jones for 75 yards, TOUCHDOWN.
36	2	3-10-CLV 21	(9:46) (Shotgun) B.Mayfield pass deep right to R.Higgins to CLV 42 for 21 yards (K.Byard). PENALTY on TEN-J.Simmons, Unnecessary Roughness, 15 yards, enforced at CLV 42.
35	1	2-7-CLV 38	(13:41) B.Mayfield pass deep right to R.Higgins pushed ob at TEN 27 for 35 yards (K.Byard).
29	3	1-10-CLV 39	(7:47) N.Chubb up the middle pushed ob at TEN 32 for 29 yards (K.Vaccaro).
26	1	1-15-CLV 36	(7:51) B.Mayfield pass short right to N.Chubb to TEN 38 for 26 yards (D.Long).
18	1	3-2-TEN 30	(5:54) (Shotgun) J.Landry pass short left to B.Mayfield ran ob at TEN 24 for 6 yards [R.Evans]. PENALTY on TEN-R.Evans, Roughing the Passer, 12 yards, enforced at TEN 24.
18	2	1-10-TEN 32	(2:29) N.Chubb up the middle to TEN 28 for 4 yards (D.King; D.Long). PENALTY on TEN-R.Evans, Unnecessary Roughness, 14 yards, enforced at TEN 28.
17	2	2-6-TEN 17	(5:51) (Shotgun) B.Mayfield pass deep right to R.Higgins for 17 yards, TOUCHDOWN.
17	2	1-10-CLV 35	(4:17) B.Mayfield pass short left to D.Peoples-Jones to TEN 48 for 17 yards (M.Butler).
16	3	3-12-CLV 23	(8:29) (Shotgun) B.Mayfield pass short right to A.Hooper to CLV 39 for 16 yards (K.Vaccaro).

### Ten Longest Plays for Tennessee Titans

Yards	Qtr	Play Start	Play Description
43	3	1-10-TEN 35	(14:39) (No Huddle) R.Tannehill pass deep left to C.Davis pushed ob at CLV 22 for 43 yards (A.Sendejo).
40	2	2-5-TEN 43	(13:54) (No Huddle) R.Tannehill pass deep middle to A.Brown to CLV 17 for 40 yards (T.Mitchell).
22	3	1-10-CLV 22	(13:56) (Shotgun) R.Tannehill pass deep middle to M.Pruitt for 22 yards, TOUCHDOWN.
22	3	2-11-CLV 41	(10:01) (No Huddle, Shotgun) R.Tannehill pass short right to C.Davis to CLV 19 for 22 yards (K.Joseph).
19	3	2-10-CLV 19	(9:15) (No Huddle, Shotgun) R.Tannehill pass short left to A.Brown to CLV 1 for 18 yards (T.Mitchell). FUMBLES (T.Mitchell),
18	1	2-7-TEN 31	(10:06) R.Tannehill pass short middle to C.Davis pushed ob at TEN 49 for 18 yards (A.Sendejo).
18	3	2-7-TEN 42	(10:55) (No Huddle) R.Tannehill pass deep left to C.Davis to CLV 40 for 18 yards (K.Joseph).
18	4	4-11-CLV 46	(2:20) (Shotgun) R.Tannehill pass deep right to C.Davis to CLV 28 for 18 yards (A.Sendejo).
17	2	1-10-CLV 17	(13:22) (No Huddle) R.Tannehill pass deep right to C.Davis for 17 yards, TOUCHDOWN. TEN-A.Brown was injured during the
14	2	2-10-TEN 38	(:17) (Shotgun) R.Tannehill pass short middle to A.Firkser to CLV 48 for 14 yards (M.Smith; B.Goodson).

### Touchdown Scoring Information

		Offense	Defense	Special Teams
VISITOR	Cleveland Browns	5	0	0
HOME	Tennessee Titans	5	0	0

### Player Scoring Information

Club	Player	TD	Rush TD	Rec TD	KO TD	Punt TD	Int TD	Fum TD	Misc TD	FG	XP	2Pt Rush	2Pt Rec	Sfty	Points
CLV	C.Parkey	0	0	0	0	0	0	0	0	2	5	0	0	0	11
CLV	N.Chubb	0	1	0	0	0	0	0	0	0	0	0	0	0	6
CLV	J.Landry	0	0	1	0	0	0	0	0	0	0	0	0	0	6
CLV	R.Higgins	0	0	1	0	0	0	0	0	0	0	0	0	0	6
CLV	D.Peoples-Jones	0	0	1	0	0	0	0	0	0	0	0	0	0	6
CLV	K.Lamm	0	0	1	0	0	0	0	0	0	0	0	0	0	6
TEN	M.Pruitt	0	0	1	0	0	0	1	0	0	0	0	0	0	12
TEN	J.McNichols	0	1	0	0	0	0	0	0	0	0	0	0	0	6
TEN	C.Davis	0	0	1	0	0	0	0	0	0	0	0	0	0	6
TEN	C.Batson	0	0	1	0	0	0	0	0	0	0	0	0	0	6
TEN	S.Gostkowski	0	0	0	0	0	0	0	0	0	3	0	0	0	3
TEN	R.Tannehill	0	0	0	0	0	0	0	0	0	0	1	0	0	2

### Possession Detail

	First Half		Second Half		Game	
	Visitor	Home	Visitor	Home	Visitor	Home
Largest Lead	31	0	25	0	31	0
Drives Leading	5	0	6	0	11	0
Time of Possession Leading	16:55	0:00	15:34	0:00	32:29	0:00
Largest Deficit	0	-31	0	-25	0	-31
Drives Trailing	0	6	0	6	0	12
Time of Possession Trailing	0:00	8:48	0:00	14:26	0:00	23:14
Times Score Tied Up		0		0		0
Lead Changes		1		0		1

# Playtime Percentage

*Percent of playtime per player on offense, defense and special teams*

Cleveland Browns

Tennessee Titans

		Cleveland Browns				Tennessee Titans						
		Offense	Defense	Special Teams		Offense	Defense	Special Teams				
J Willis	T	72 100%		7	23%	N Davis	G	72 100%	3	10%		
W Teller	G	72 100%		7	23%	R Saffold	G	72 100%	3	10%		
J Conklin	T	72 100%		7	23%	D Kelly	T	72 100%	3	10%		
J Bitonio	G	72 100%		7	23%	D Quessenberry	G	72 100%	3	10%		
J Tretter	C	72 100%				B Jones	C	72 100%				
B Mayfield	QB	72 100%				R Tannehill	QB	72 100%				
A Hooper	TE	54 75%				A Brown	WR	62 86%				
R Higgins	WR	49 68%				C Davis	WR	56 78%				
J Landry	WR	48 67%				D Henry	RB	39 54%				
D Peoples-Jones	WR	41 57%		9	30%	G Swaim	TE	38 53%	14	47%		
H Bryant	TE	39 54%		6	20%	J McNichols	RB	33 46%	8	27%		
N Chubb	RB	36 50%				M Pruitt	TE	32 44%	8	27%		
K Hunt	RB	35 49%				A Firkser	TE	30 42%	10	33%		
D Njoku	TE	30 42%				A Humphries	WR	26 36%				
A Janovich	FB	13 18%		8	27%	C Batson	WR	22 31%	10	33%		
J Bradley	WR	11 15%		1	3%	K Raymond	WR	14 19%	9	30%		
D Johnson	RB	2 3%		15	50%	K Blasingame	FB	6 8%	7	23%		
S Carlson	TE	1 1%		27	90%	A Brewer	C	2 3%				
K Lamm	T	1 1%		7	23%	R Evans	LB		70	97%		
A Sendejo	FS		72 100%	8	27%	H Landry	LB		70	97%		
O Vernon	DE		72 100%	3	10%	M Butler	CB		70	97%		
K Johnson	CB		71 99%			B Borders	CB		67	93%		
T Mitchell	CB		71 99%			K Byard	FS		63	88%		
B Goodson	LB		54 75%	3	10%	K Vaccaro	SS		62	86%		
S Richardson	DT		54 75%	2	7%	J Simmons	DT		54	75%	7	23%
M Garrett	DE		52 72%	1	3%	D Long	LB		53	74%	8	27%
L Ogunjobi	DT		43 60%	2	7%	D Jones	NT		44	61%	10	33%
K Joseph	SS		42 58%	5	17%	D King	CB		39	54%	2	7%
A Clayborn	DE		40 56%	2	7%	J Crawford	DT		38	53%	10	33%
M Stewart	CB		39 54%	20	67%	M Dickerson	DT		37	51%		
M Smith	LB		36 50%	4	13%	A Hooker	FS		30	42%	27	90%
M Wilson	LB		29 40%			D Roberson	LB		26	36%	7	23%
S Redwine	FS		29 40%			T Skipper	LB		24	33%	14	47%
S Takitaki	LB		25 35%	14	47%	T Tart	DT		22	31%	7	23%
J Elliott	DT		23 32%			W Compton	LB		21	29%	18	60%
J Phillips	LB		18 25%	15	50%	N Dzubnar	LB		2	3%	27	90%
V Taylor	DT		13 18%	2	7%	D Bates	LB				27	90%
T Davis	LB		5 7%	21	70%	J Kalu	CB				24	80%
T Thomas	CB		4 6%	23	77%	C Milton	CB				19	63%
R Jackson	CB			21	70%	S Perry	RB				12	40%
E Lee	LB			20	67%	S Gostkowski	K				9	30%
C Parkey	K			15	50%	T Smith	CB				6	20%
J Moffatt	SS			14	47%	B Kern	P				6	20%
C Hughlett	LS			10	33%	M Overton	LS				6	20%
J Gillan	P			10	33%							

N Harris	C	7	23%	J Douglas	G	3	10%
C Hubbard	T	7	23%	D Foreman	RB	3	10%

# 2020 TENNESSEE TITANS REGULAR SEASON STATISTICS

Won 8, Lost 4

Date	W-L	Score	OT	Opponent	Attendance
09/14	W	16-14		at Denver	
09/20	W	33-30		Jacksonville	
09/27	W	31-30		at Minnesota	
10/13	W	42-16		Buffalo	8,403
10/18	W	42-36	OT	Houston	10,166
10/25	L	24-27		Pittsburgh	10,355
11/01	L	20-31		at Cincinnati	9,712
11/08	W	24-17		Chicago	13,871
11/12	L	17-34		Indianapolis	13,949
11/22	W	30-24	OT	at Baltimore	
11/29	W	45-26		at Indianapolis	12,464
12/06	L	35-41		Cleveland	13,986
12/13				at Jacksonville	
12/20				Detroit	
12/27				at Green Bay	
01/03				at Houston	

Statistic	Tenn.	Opp.
<b>Total First Downs</b>	<b>285</b>	<b>291</b>
Rushing	99	84
Passing	156	182
Penalty	30	25
3rd Down: Made/Att	60/141	90/168
3rd Down Pct.	42.6	53.6
4th Down: Made/Att	9/12	12/19
4th Down Pct.	75.0	63.2
<b>Possession Avg.</b>	<b>28:25</b>	<b>31:35</b>
<b>Total Net Yards</b>	<b>4674</b>	<b>4683</b>
Avg. Per Game	389.5	390.3
Total Plays	775	818
Avg. Per Play	6.0	5.7
<b>Net Yards Rushing</b>	<b>1802</b>	<b>1389</b>
Avg. Per Game	150.2	115.8
Total Rushes	375	331
<b>Net Yards Passing</b>	<b>2872</b>	<b>3294</b>
Avg. Per Game	239.3	274.5
Sacked/Yards Lost	19/132	14/113
Gross Yards	3004	3407
Att./Completions	381/247	473/315
Completion Pct.	64.8	66.6
Had Intercepted	5	11
<b>Punts/Average</b>	<b>40/45.6</b>	<b>39/47.9</b>
Net Punting Avg.	40/39.9	39/41.9
<b>Penalties/Yards</b>	<b>67/618</b>	<b>84/683</b>
<b>Fumbles/Ball Lost</b>	<b>11/3</b>	<b>17/6</b>
<b>Touchdowns</b>	<b>45</b>	<b>41</b>
Rushing	16	13
Passing	26	27
Returns	3	1

Score By Periods	Q1	Q2	Q3	Q4	OT	PTS
<b>Team</b>	<b>72</b>	<b>103</b>	<b>66</b>	<b>106</b>	<b>12</b>	<b>359</b>
<b>Opponents</b>	<b>61</b>	<b>113</b>	<b>54</b>	<b>98</b>	<b>0</b>	<b>326</b>

Scoring	TD	Rush	Rec	Ret	K-PAT	FG	S	PTS
Gostkowski	0	0	0	0	35/37	16/24	0	83
Henry	12	12	0	0			0	72
A. Brown	9	0	8	1			0	54
J. Smith	8	1	7	0			0	48
Sloman LG	0	0	0	0	18/21	8/11	0	42
C. Davis	4	0	4	0			0	24
Pruitt	3	0	2	1			0	18
Tannehill	2	2	0	0			0	16
Humphries	2	0	2	0			0	12
Batson	1	0	1	0			0	6
Firkser	1	0	1	0			0	6
Foreman	1	0	1	0			0	6
King LG	1	0	0	1			0	6
King TM	1	0	0	1			0	6
McNichols	1	1	0	0			0	6
Westbrook	0	0	0	0			0	2
<b>Team</b>	<b>45</b>	<b>16</b>	<b>26</b>	<b>3</b>	<b>35/37</b>	<b>16/24</b>	<b>0</b>	<b>359</b>
<b>Opponents</b>	<b>41</b>	<b>13</b>	<b>27</b>	<b>1</b>	<b>33/35</b>	<b>15/16</b>	<b>0</b>	<b>326</b>

**2-Pt Conv:** Tannehill 2, Westb M 3-6, OPP 1-6

**Sacks:** Landry 4.5, Simmons 3, D. Jones 2, J. Brown 1, Crawford 1, Fulton 1, King LG 1, Vaccaro 1, R. Evans 0.5, **TM 14, OPP 19**

**FUM/Lost:** Tannehill 5/1, A. Brown 2/1, Batson 1/0, Brinkley 1/0, Douglas 1/0, Henry 1/1

Passing	Att	Cmp	Yds	Cmp%	Yds/Att	TD	TD%	Int	Int%	Long	Sack/Lost	Rating
Tannehill	379	246	2997	64.9	7.91	26	6.9	5	1.3	73t	18/132	106.5
Kern	1	0	0	0.0	0.00	0	0.0	0	0.0	---	0/0	39.6
Woodside	1	1	7	100.0	7.00	0	0.0	0	0.0	7	0/0	95.8
Humphries	0	0	0	---	---	0	---	0	---	---	1/0	---
<b>Team</b>	<b>381</b>	<b>247</b>	<b>3004</b>	<b>64.8</b>	<b>7.88</b>	<b>26</b>	<b>6.8</b>	<b>5</b>	<b>1.3</b>	<b>73t</b>	<b>19/132</b>	<b>106.2</b>
<b>Opponents</b>	<b>473</b>	<b>315</b>	<b>3407</b>	<b>66.6</b>	<b>7.20</b>	<b>27</b>	<b>5.7</b>	<b>11</b>	<b>2.3</b>	<b>75t</b>	<b>14/113</b>	<b>96.9</b>

Rushing	No.	Yds	Avg	Long	TD
Henry	271	1317	4.9	94t	12
McNichols	36	195	5.4	20	1
Tannehill	30	152	5.1	23	2
Foreman	22	95	4.3	15	0
D. Evans	5	21	4.2	9	0
Batson	4	20	5.0	11	0
Perry	2	9	4.5	6	0
J. Smith	1	1	1.0	1t	1
Humphries	0	0	---	---	0
Raymond	1	-3	-3.0	-3	0
Woodside	3	-5	-1.7	-1	0
<b>Team</b>	<b>375</b>	<b>1802</b>	<b>4.8</b>	<b>94t</b>	<b>16</b>
<b>Opponents</b>	<b>331</b>	<b>1389</b>	<b>4.2</b>	<b>39t</b>	<b>13</b>

Receiving	No.	Yds	Avg	Long	TD
C. Davis	53	801	15.1	50	4
A. Brown	44	725	16.5	73t	8
Firkser	34	333	9.8	45	1
J. Smith	30	338	11.3	63	7
Humphries	23	228	9.9	23	2
Henry	15	102	6.8	53	0
Batson	11	88	8.0	18	1
Raymond	9	187	20.8	61	0
McNichols	9	44	4.9	9	0
Swaim	6	49	8.2	12	0
Blasingame	4	39	9.8	16	0
Pruitt	4	39	9.8	22t	2
Westbrook	2	14	7.0	7	0
Hollister	1	12	12.0	12	0
Foreman	1	5	5.0	5t	1
Tannehill	1	0	0.0	0	0
<b>Team</b>	<b>247</b>	<b>3004</b>	<b>12.2</b>	<b>73t</b>	<b>26</b>
<b>Opponents</b>	<b>315</b>	<b>3407</b>	<b>10.8</b>	<b>75t</b>	<b>27</b>

Interceptions	No.	Yds	Avg	Long	TD
Hooker	3	9	3.0	6	0
Butler	2	97	48.5	68	0
Fulton	1	44	44.0	44	0
Cruikshank	1	13	13.0	13	0
Joseph TM	1	5	5.0	5	0
Borders	1	0	0.0	0	0
J. Brown	1	0	0.0	0	0
Landry	1	0	0.0	0	0
T. Smith	0	5	---	5	0
<b>Team</b>	<b>11</b>	<b>173</b>	<b>15.7</b>	<b>68</b>	<b>0</b>
<b>Opponents</b>	<b>5</b>	<b>62</b>	<b>12.4</b>	<b>25</b>	<b>0</b>

Punting	No.	Yds	Avg	Net	TB	In	Lg	B
Kern	27	1263	46.8	41.6	2	15	66	0
Allen TM	8	404	50.5	40.0	1	0	65	0
Daniel	4	157	39.3	30.0	0	0	52	1
<b>Team</b>	<b>40</b>	<b>1824</b>	<b>45.6</b>	<b>39.9</b>	<b>3</b>	<b>15</b>	<b>66</b>	<b>1</b>
<b>Opponents</b>	<b>39</b>	<b>1870</b>	<b>47.9</b>	<b>41.9</b>	<b>2</b>	<b>17</b>	<b>71</b>	<b>0</b>

Punt Returns	Ret	FC	Yds	Avg	Long	TD
Raymond	21	10	195	9.3	40	0
King LG	6	4	17	2.8	7	0
<b>Team</b>	<b>21</b>	<b>10</b>	<b>195</b>	<b>9.3</b>	<b>40</b>	<b>0</b>
<b>Opponents</b>	<b>18</b>	<b>11</b>	<b>170</b>	<b>9.4</b>	<b>57</b>	<b>0</b>

Kickoff Returns	No.	Yds	Avg	Long	TD
Raymond	15	275	18.3	30	0
Batson	11	231	21.0	35	0
Blasingame	1	11	11.0	11	0
A. Brown	1	42	42.0	42t	1
Kalu	1	2	2.0	2	0
<b>Team</b>	<b>29</b>	<b>561</b>	<b>19.3</b>	<b>42t</b>	<b>1</b>
<b>Opponents</b>	<b>26</b>	<b>561</b>	<b>21.6</b>	<b>49</b>	<b>0</b>

Field Goals	1-19	20-29	30-39	40-49	50+
Gostkowski	0/0	2/3	3/4	5/10	6/7
Sloman LG	0/0	2/3	5/5	1/2	0/1
<b>Team</b>	<b>0/0</b>	<b>2/3</b>	<b>3/4</b>	<b>5/10</b>	<b>6/7</b>
<b>Opponents</b>	<b>0/0</b>	<b>5/5</b>	<b>6/6</b>	<b>4/5</b>	<b>0/0</b>

Gostkowski: (47N,44B,42N,25G)(51G,49G)(39G,31G, 30G,51G,54G,55G)(27B,37N)  
 (51G,45N)(53N)(40G) (50G,44N)(40G,40G,22G)(49G)(  
 Sloman, LA-R-Ten.: )(29N,35G,31G)(30G)(53N,30G) (32G)(28G)(42G)(22G,48B)  
 Sloman, Ten.: ()(0)(0)(0)(0)(0)(0)(0)  
 TM: (47N,44B,42N,25G)(51G,49G)(39G,31G,30G,51G, 54G,55G)(27B,37N)(51G,45N)  
 (53N)(40G)(50G,44N) (40G,40G,22G)(49G)(  
 OPP: )(35G)(41G,49N)(43G)(38G)(38G,30G)(33G) (22G)(24G,43G)(30G,27G,29G)(  
 (27G,43G)

## **TITANS DOMINATE JAGUARS IN 31-10 WIN, STAY IN AFC SOUTH LEAD**

**BY JIM WYATT  
TENNESSEE TITANS  
DECEMBER 13, 2020**

JACKSONVILLE – A thick fog welcomed the Titans to TIAA Bank Field at the start of the day on Sunday.

By the end of the day, it was sunny skies all around, as the Titans walked away with a clear-cut 31-10 victory over the Jaguars.

"We wanted to start fast, come out there and be physical and run the ball," center Ben Jones said, "and we kept it on track today."

Titans running back Derrick Henry ran for 215 yards and two touchdowns on 26 carries in the win. It was Henry's ninth straight 100-yard contest on the road, and the fourth 200-yard game of his career. Two of Henry's 200-yard performances have come against the Jaguars.

Titans quarterback Ryan Tannehill completed 19 of 24 passes for 212 yards and two touchdowns and a 131.2 passer rating.

Titans receiver A.J. Brown had seven catches for 112 yards and a touchdown in the game.

The defense also played scrappy, holding Jacksonville to just one touchdown while stiffening up when it mattered.

It was a critical bounce-back win for the Titans, who improved to 9-4 and remained in first place in the AFC South with three games to play. The win gave the Titans their fifth nine-win season in a row, and their eighth win in their last 10 meetings against the Jaguars. The Titans are now 4-1 in their five AFC South contests this season.

"We played the game exactly how we wanted to," Titans Coach Mike

Vrabel said. "We had a lot of great individual efforts, and then just to be able to close it out the way that we did. I really like how we came out and tried to execute some of the keys, and I thought we were ready.

"... But we have a long way to go. We are going to have to go back to work and try to get our 10th win, and then keep moving from there."

The Titans started off with a bang on offense, scoring in highlight-reel fashion on a flea-flicker that ended with one-handed catch by Brown. On the play, after Tannehill received a pitch back from Henry after handing him the ball, Brown got behind Jaguars cornerback Sidney Jones and made an incredible grab to cap off a 37-yard touchdown, which gave the Titans a 7-0 lead.

Earlier, Titans defensive lineman DaQuan Jones blocked a 53-yard field goal by Jaguars kicker Aldrick Rosas.

"It didn't really set in until I got to the sideline, that I just caught the ball with one hand," Brown said. "You dream of catches like that – you don't try and do that, at least I don't. But he was holding my left hand and I just had to try and make a play on the ball."

Leading 7-0 early in the second quarter, the Titans appeared to be on the verge of getting more points. But a fourth-and-two run by Titans running back Jeremy McNichols from the Jacksonville nine-yard line was stuffed, and the Titans came away without points.

After a turnover by the Titans on their next possession, Rosas kicked a 53-yard field goal to make it 7-3.

But the Titans exploded at the end of the second quarter, scoring 10 points in the final 44 seconds, and they never looked back.

Henry carried the ball five times for 75 yards on a drive in the closing minutes of the half, and he capped it off with a 36-yard touchdown run to

give the Titans a 14-3 lead with 44 seconds left before the half.

After a defensive stop, the Titans quickly got into position for a 53-yard field goal by kicker Stephen Gostkowski, which made it 17-3.

The Titans picked up where they left off at the start of the second half, and the rout was on.

A five-yard touchdown pass from Tannehill to tight end Geoff Swaim gave the Titans a 24-3 lead just 2:36 into the third quarter, as it capped a five-play, 75-yard drive.

Minutes later, the Titans found paydirt again, as they capped off a six-play, 48-yard drive with a one-yard touchdown run by Henry.

The scoring splurge opened up the game.

"We weren't finishing (early)," Tannehill said. "We moved the ball, marched it down the field and then weren't able to convert inside the red zone. ... We were moving the ball, [but] we just weren't playing clean enough in order to finish drives in the end zone. We just kind of stuck with it, kept going."

After Gardner Minshew II replaced Mike Glennon at quarterback for the Jaguars, Jacksonville drove the field and cut the lead to 31-10 on a five-yard touchdown pass from Minshew to Keelan Cole.

The Titans played back-ups on offense to close out the game and got out of town with a win.

"I feel like we played a really good game," Titans linebacker Rashaan Evans said. "The defense started fast, and special teams did what they did. The defense overall, I felt like we played a really good game. We just have to keep this momentum and build on this."

With three games to go, the Titans know they still have plenty of work to do.

"We've been consistent in winning but obviously the theme of this year

is that we had a great end of the year last year, but it wasn't enough," Titans tackle Dennis Kelly said. "So, it's just taking the next step and being able to build on it and put ourselves in the best position to play deep into the playoffs."

The Titans return to action next Sunday against the Detroit Lions in a noon game at Nissan Stadium.

###

# National Football League Game Summary

NFL Copyright © 2020 by The National Football League. All rights reserved. This summary and play-by-play is for the express purpose of assisting media in their coverage of the game; any other use of this material is prohibited without the written permission of the National Football League.

Date: Sunday, 12/13/2020

Tennessee Titans at Jacksonville Jaguars  
at TIAA Bank Field, Jacksonville, FL

Start Time: 1:02 PM EST

## Game Day Weather

Game Weather: Partly Cloudy  
Played Open Stadium on Turf: Grass

Temp: 69° F (20.6° C) Humidity: 83%, Wind: North 2mph mph

## Officials

Referee: Hill, Adrian (29)	Umpire: King, Paul (121)	Down Judge: Camp, Ed (134)
Line Judge: Codey, Kevin (16)	Field Judge: Quirk, Jim (5)	Side Judge: Washington, Keith (7)
Back Judge: Steed, Greg (12)	Replay Official: Smith, Billy (0)	

## Lineups

Tennessee Titans			Jacksonville Jaguars		
Offense		Defense	Offense		Defense
WR 84 C.Davis		DE 94 J.Crawford	WR 17 D.Chark Jr.		DL 94 D.Smoot
TE 81 J.Smith		NT 90 D.Jones	LT 74 C.Robinson		NT 99 D.Ekualé
LT 72 D.Quessenberry		DT 98 J.Simmons	LG 78 B.Bartch		DT 58 D.Costin
LG 76 R.Saffold III		DB 23 T.Smith	C 69 T.Shatley		DE 96 A.Gotsis
C 60 B.Jones		ILB 54 R.Evans	RG 60 A.Cann		WLB 44 M.Jack
RG 64 N.Davis		ILB 51 D.Long	RT 75 J.Taylor		MLB 47 J.Schobert
RT 71 D.Kelly		OLB 58 H.Landry III	TE 80 J.O'Shaughnessy		CB 35 S.Jones IV
TE 87 G.Swaim		FS 31 K.Byard	QB 2 M.Glennon		FS 26 J.Wilson
WR 11 A.Brown		CB 21 M.Butler	RB 30 J.Robinson		SS 29 J.Jones
QB 17 R.Tannehill		S 37 A.Hooker	TE 88 T.Eifert		LCB 37 T.Herndon
RB 22 D.Henry		OLB 59 T.Skipper	WR 10 L.Shenault Jr.		LB 43 J.Giles-Harris

## Substitutions

K 3 S.Gostkowski, QB 5 L.Woodside, P 6 B.Kern, WR 13 C.Batson, WR 14 K.Raymond, WR 15 N.Westbrook-Ikhine, RB 20 S.Perry, RB 28 J.McNichols, CB 30 C.Milton, CB 33 D.King, DB 35 C.Jackson, CB 36 K.Orr, FB/RB 41 K.Blasingame, DB 46 J.Kalu, LS 47 M.Overton, LB 49 N.Dzubnar, OLB 50 D.Roberson, LB 53 W.Compton, LB 56 D.Bates, G/C 62 A.Brewer, G/C 75 J.Douglas, T 78 M.Newhouse, TE 85 M.Pruitt, TE 86 A.Firkser, DL 91 L.Murchison, DE 92 M.Dickerson

## Substitutions

CB 5 Q.Meeks, K 7 A.Rosas, P 9 L.Cooke, QB 15 G.Minshew II, WR 18 C.Conley, WR 19 C.Johnson, RB 22 D.Ozigbo, CB 24 J.Scott, RB 31 N.Cottrell, RB 33 D.Ogunbowale, CB 34 G.Mabin, S 39 D.Middleton, S 40 B.Watson, S 42 A.Wingard, DE/LB 45 K.Chaisson, LS 46 R.Maticcik, LB 50 S.Quarterman, LB 53 D.Allen, DE/LB 59 A.Lynch, OL 62 K.McDermott, OL 76 W.Richardson Jr., OL 77 T.Wallace-Simms, WR 84 K.Cole Sr., TE 85 E.Saubert, DL 90 T.Bryan, DT 92 C.Reid

## Did Not Play

## Did Not Play

## Not Active

S 24 K.Vaccaro, CB 25 A.Jackson, RB 32 D.Evans, RB 45 D.Foreman, DE 57 W.Ray

## Not Active

QB 6 J.Luton, CB 36 L.Barcoo, LB 55 K.Correa, LB 56 Q.Williams, OL 65 B.Linder, TE 87 T.Davis, DE 93 R.Gilbert

## Field Goals (made ( ) & missed)

S.Gostkowski (53)		A.Rosas		53B (53)			
		1	2	3	4	OT	Total
VISITOR:	Tennessee Titans	7	10	14	0	0	31
HOME:	Jacksonville Jaguars	0	3	7	0	0	10

## Scoring Plays

Team	Qtr	Time	Play Description (Extra Point) (Drive Info)	Visitor	Home
Titans	1	7:56	A.Brown 37 yd. pass from R.Tannehill (S.Gostkowski kick) (3-57, 1:12)	7	0
Jaguars	2	3:27	A.Rosas 53 yd. Field Goal (4-5, 0:55)	7	3
Titans	2	0:44	D.Henry 36 yd. run (S.Gostkowski kick) (5-75, 2:43)	14	3
Titans	2	0:00	S.Gostkowski 53 yd. Field Goal (3-28, 0:09)	17	3
Titans	3	12:24	G.Swaim 5 yd. pass from R.Tannehill (S.Gostkowski kick) (5-75, 2:36)	24	3
Titans	3	8:48	D.Henry 1 yd. run (S.Gostkowski kick) (6-48, 2:43)	31	3
Jaguars	3	2:59	K.Cole Sr. 5 yd. pass from G.Minshew II (A.Rosas kick) (11-60, 5:49)	31	10

Paid Attendance: 15,896

Time: 3:02



# Final Individual Statistics

## Tennessee Titans

RUSHING	ATT	YDS	AVG	LG	TD
D.Henry	26	215	8.3	47	2
L.Woodside	1	18	18.0	18	0
J.McNichols	11	9	0.8	6	0
A.Hooker	1	4	4.0	4	0
J.Smith	1	3	3.0	3	0
Total	40	249	6.2	47	2

PASSING	ATT	CMP	YDS	SK/YD	TD	LG	IN	RT
R.Tannehill	24	19	212	1/7	2	37	0	131.2
Total	24	19	212	1/7	2	37	0	131.3

PASS RECEIVING	TAR	REC	YDS	AVG	LG	TD
A.Brown	9	7	112	16.0	37	1
G.Swaim	3	3	34	11.3	16	1
C.Davis	3	3	34	11.3	19	0
J.Smith	2	2	20	10.0	11	0
D.Henry	2	2	7	3.5	6	0
A.Firkser	1	1	5	5.0	5	0
J.McNichols	1	1	0	0.0	0	0
N.Westbrook-Ikhine	1	0	0	0.0	0	0
K.Raymond	1	0	0	0.0	0	0
Total	23	19	212	11.2	37	2

INTERCEPTIONS	NO	YDS	AVG	LG	TD
M.Butler	1	11	11.0	11	0
Total	1	11	11.0	11	0

PUNTING	NO	YDS	AVG	NET	TB	IN20	LG
B.Kern	4	165	41.3	41.3	0	4	50
Total	4	165	41.3	41.3	0	4	50

PUNT RETURNS	NO	YDS	AVG	FC	LG	TD
K.Raymond	2	13	6.5	0	13	0
[OUT OF BOUNDS]	1	0	0.0	0	0	0
[TOUCHBACK]	1	0	0.0	0	0	0
Total	2	13	6.5	0	13	0

KICKOFF RETURNS	NO	YDS	AVG	FC	LG	TD
[TOUCHBACK]	3	0	0.0	0	0	0
Total	0	0	0.0	0	0	0

## Jacksonville Jaguars

RUSHING	ATT	YDS	AVG	LG	TD
J.Robinson	12	67	5.6	47	0
G.Minshew II	2	22	11.0	13	0
L.Shenault Jr.	1	2	2.0	2	0
Total	15	91	6.1	47	0

PASSING	ATT	CMP	YDS	SK/YD	TD	LG	IN	RT
G.Minshew II	31	18	178	0/0	1	27	0	85.1
M.Glennon	23	13	85	0/0	0	22	1	46.5
Total	54	31	263	0/0	1	27	1	68.7

PASS RECEIVING	TAR	REC	YDS	AVG	LG	TD
K.Cole Sr.	12	7	67	9.6	22	1
L.Shenault Jr.	11	6	49	8.2	22	0
D.Ozigbo	4	4	30	7.5	12	0
J.Robinson	4	4	16	4.0	9	0
C.Johnson	3	2	33	16.5	27	0
T.Eifert	2	2	22	11.0	18	0
D.Chark Jr.	9	2	16	8.0	11	0
J.O'Shaughnessy	2	2	14	7.0	10	0
D.Ogunbowale	1	1	12	12.0	12	0
E.Saubert	1	1	4	4.0	4	0
Total	49	31	263	8.5	27	1

INTERCEPTIONS	NO	YDS	AVG	LG	TD
Total	0	0	0	0	0

PUNTING	NO	YDS	AVG	NET	TB	IN20	LG
L.Cooke	4	199	49.8	41.5	1	0	62
Total	4	199	49.8	41.5	1	0	62

PUNT RETURNS	NO	YDS	AVG	FC	LG	TD
K.Cole Sr.	0	0	0.0	2	0	0
[DOWNED]	1	0	0.0	0	0	0
[OUT OF BOUNDS]	1	0	0.0	0	0	0
Total	0	0	0.0	2	0	0

KICKOFF RETURNS	NO	YDS	AVG	FC	LG	TD
N.Cottrell	1	16	16.0	0	16	0
[TOUCHBACK]	4	0	0.0	0	0	0
Total	1	16	16.0	0	16	0

### Tennessee Titans

FUMBLES	FUM	LOST	OWN-REC	YDS	TD	FORCED	OPP-REC	YDS	TD	OUT-BDS
C.Davis	1	1	0	0	0	0	0	0	0	0
Total	1	1	0	0	0	0	0	0	0	0

### Jacksonville Jaguars

FUMBLES	FUM	LOST	OWN-REC	YDS	TD	FORCED	OPP-REC	YDS	TD	OUT-BDS
D.Smoot	0	0	0	0	0	1	0	0	0	0
D.Costin	0	0	0	0	0	0	1	0	0	0
Total	0	0	0	0	0	1	1	0	0	0

## Final Team Statistics

	Visitor Titans	Home Jaguars
TOTAL FIRST DOWNS	25	20
By Rushing	10	3
By Passing	11	16
By Penalty	4	1
THIRD DOWN EFFICIENCY	3-9-33%	5-14-36%
FOURTH DOWN EFFICIENCY	1-2-50%	1-3-33%
TOTAL NET YARDS	454	354
Total Offensive Plays (inc. times thrown passing)	65	69
Average gain per offensive play	7.0	5.1
NET YARDS RUSHING	249	91
Total Rushing Plays	40	15
Average gain per rushing play	6.2	6.1
Tackles for a loss-number and yards	4-9	2-5
NET YARDS PASSING	205	263
Times thrown - yards lost attempting to pass	1-7	0-0
Gross yards passing	212	263
PASS ATTEMPTS-COMPLETIONS-HAD INTERCEPTED	24-19-0	54-31-1
Avg gain per pass play (inc.# thrown passing)	8.2	4.9
KICKOFFS Number-In End Zone-Touchbacks	5-4-4	3-3-3
PUNTS Number and Average	4-41.3	4-49.8
Had Blocked	0	0
FGs - PATs Had Blocked	0-0	1-0
Net Punting Average	41.3	41.5
TOTAL RETURN YARDAGE (Not Including Kickoffs)	24	0
No. and Yards Punt Returns	2-13	0-0
No. and Yards Kickoff Returns	0-0	1-16
No. and Yards Interception Returns	1-11	0-0
PENALTIES Number and Yards	7-78	10-80
FUMBLES Number and Lost	1-1	0-0
TOUCHDOWNS	4	1
Rushing	2	0
Passing	2	1
EXTRA POINTS Made-Attempts	4-4	1-1
Kicking Made-Attempts	4-4	1-1
FIELD GOALS Made-Attempts	1-1	1-2
RED ZONE EFFICIENCY	2-3-67%	1-3-33%
GOAL TO GO EFFICIENCY	2-2-100%	1-1-100%
SAFETIES	0	0
FINAL SCORE	31	10
TIME OF POSSESSION	31:43	28:17

## Ball Possession And Drive Chart

### Tennessee Titans

#	Time Recd	Time Lost	Time Poss	How Ball Obtained	Drive Began	# Play	Yds Gain	Yds Pen	Net Yds	1st Down	Last Scrm	How Given Up
1	9:08	7:56	1:12	Missed FG	TEN 43	3	52	5	57	2	JAX 37	Touchdown
2	6:22	3:06	3:16	Punt	TEN 22	8	28	0	28	2	50	Punt
3	1:43	9:43	7:00	Punt	TEN 25	13	69	-5	64	4	* JAX 9	Downs
4	5:41	4:22	1:19	Punt	TEN 20	3	17	0	17	1	TEN 32	Fumble
5	3:27	0:44	2:43	Kickoff	TEN 25	5	75	0	75	2	JAX 36	Touchdown
6	0:09	0:00	0:09	Punt	TEN 37	3	28	0	28	1	JAX 35	Field Goal
7	15:00	12:24	2:36	Kickoff	TEN 25	5	75	0	75	4	* JAX 5	Touchdown
8	11:31	8:48	2:43	Interception	JAX 48	6	43	5	48	4	* JAX 1	Touchdown
9	2:59	14:52	3:07	Kickoff	TEN 25	6	18	-5	13	1	TEN 38	Punt
10	12:18	7:54	4:24	Downs	TEN 14	8	25	10	35	3	TEN 49	Punt
11	5:03	1:49	3:14	Downs	TEN 19	6	24	0	24	1	TEN 43	Punt

(307) Average TEN 28

### Jacksonville Jaguars

#	Time Recd	Time Lost	Time Poss	How Ball Obtained	Drive Began	# Play	Yds Gain	Yds Pen	Net Yds	1st Down	Last Scrm	How Given Up
1	15:00	9:08	5:52	Kickoff	JAX 25	10	40	0	40	2	TEN 35	Missed FG
2	7:56	6:22	1:34	Kickoff	JAX 25	4	23	-5	18	1	JAX 43	Punt
3	3:06	1:43	1:23	Punt	JAX 13	3	6	0	6	0	JAX 19	Punt
4	9:43	5:41	4:02	Downs	JAX 11	8	27	0	27	2	JAX 38	Punt
5	4:22	3:27	0:55	Fumble	TEN 40	4	5	0	5	0	TEN 35	Field Goal
6	0:44	0:09	0:35	Kickoff	JAX 30	3	-5	-10	-15	0	JAX 15	Punt
7	12:24	11:31	0:53	Kickoff	JAX 25	2	3	0	3	0	JAX 28	Interception
8	8:48	2:59	5:49	Kickoff	JAX 40	11	65	-5	60	5	* TEN 5	Touchdown
9	14:52	12:18	2:34	Punt	JAX 12	10	74	0	74	3	* TEN 14	Downs
10	7:54	5:03	2:51	Punt	JAX 11	11	80	-10	70	4	* TEN 19	Downs
11	1:49	0:00	1:49	Punt	JAX 19	5	36	8	44	3	TEN 45	End of Game

(271) Average JAX 25

\* inside opponent's 20

Time of Possession by Quarter		1st	2nd	3rd	4th	OT	Total
Visitor	Tennessee Titans	6:11	9:28	8:18	7:46		31:43
Home	Jacksonville Jaguars	8:49	5:32	6:42	7:14		28:17
Kickoff Drive No.-Start Average		Titans: 3 - TEN 25			Jaguars: 5 - JAX 29		

# Final Defensive Statistics

Tennessee Titans	Regular Defensive Plays											Special Teams					Misc				
	TKL	AST	COMB	SK	/ YDS	TFL	Q	IN	PD	FF	FR	TKL	AST	FF	FR	BL	TKL	AST	FF	FR	
K.Byard	8	3	11	0	0	0	0	0	0	0	0	0	0	0	0	0	0	0	0	0	0
R.Evans	6	2	8	0	0	0	0	0	2	0	0	0	0	0	0	0	0	0	0	0	0
A.Hooker	5	2	7	0	0	1	0	0	0	0	0	0	0	0	0	0	0	0	0	0	0
D.Long	2	3	5	0	0	0	0	0	0	0	0	0	0	0	0	0	0	0	0	0	0
M.Butler	3	0	3	0	0	0	0	1	2	0	0	0	0	0	0	0	0	0	0	0	0
M.Dickerson	3	0	3	0	0	0	0	0	0	0	0	0	0	0	0	0	0	0	0	0	0
D.King	3	0	3	0	0	1	0	0	0	0	0	0	0	0	0	0	0	0	0	0	0
T.Smith	2	1	3	0	0	1	0	0	1	0	0	0	0	0	0	0	0	0	0	0	0
H.Landry III	2	0	2	0	0	0	0	0	0	0	0	0	0	0	0	0	0	0	0	0	0
J.Crawford	2	0	2	0	0	0	0	0	0	0	0	0	0	0	0	0	0	0	0	0	0
J.Simmons	1	0	1	0	0	0	0	0	0	0	0	0	0	0	0	0	0	0	0	0	0
J.Kalu	1	0	1	0	0	0	0	0	0	0	0	0	0	0	0	0	0	0	0	0	0
D.Jones	0	1	1	0	0	0	1	0	0	0	0	0	0	0	0	1	0	0	0	0	0
T.Skipper	0	1	1	0	0	0	0	0	0	0	0	0	0	0	0	0	0	0	0	0	0
L.Murchison	0	1	1	0	0	0	0	0	0	0	0	0	0	0	0	0	0	0	0	0	0
D.Bates	0	0	0	0	0	0	0	0	0	0	0	1	0	0	0	0	0	0	0	0	0
A.Brown	0	0	0	0	0	0	0	0	0	0	0	0	0	0	0	0	1	0	0	0	0
<b>Total</b>	<b>38</b>	<b>14</b>	<b>52</b>	<b>0</b>	<b>0</b>	<b>3</b>	<b>1</b>	<b>1</b>	<b>5</b>	<b>0</b>	<b>0</b>	<b>1</b>	<b>0</b>	<b>0</b>	<b>0</b>	<b>1</b>	<b>1</b>	<b>0</b>	<b>0</b>	<b>0</b>	<b>0</b>

TKL = Tackle AST = Assist COMB = Combined QH=QB Hit IN = Interception PD = Pass Defense FF = Forced Fumble FR = Fumble Recovery

Jacksonville Jaguars	Regular Defensive Plays											Special Teams					Misc				
	TKL	AST	COMB	SK	/ YDS	TFL	QH	IN	PD	FF	FR	TKL	AST	FF	FR	BL	TKL	AST	FF	FR	
M.Jack	7	3	10	0	0	1	0	0	0	0	0	0	0	0	0	0	0	0	0	0	0
T.Herndon	7	2	9	0	0	0	0	0	1	0	0	0	0	0	0	0	0	0	0	0	0
J.Schobert	5	3	8	0	0	1	1	0	0	0	0	0	0	0	0	0	0	0	0	0	0
J.Wilson	5	2	7	0	0	1	0	0	0	0	0	0	0	0	0	0	0	0	0	0	0
D.Ekualé	2	4	6	0	0	0	0	0	0	0	0	0	0	0	0	0	0	0	0	0	0
J.Giles-Harris	2	3	5	1	7	1	1	0	0	0	0	0	0	0	0	0	0	0	0	0	0
D.Costin	2	2	4	0	0	0	1	0	0	0	1	0	0	0	0	0	0	0	0	0	0
G.Mabin	2	1	3	0	0	0	0	0	1	0	0	0	0	0	0	0	0	0	0	0	0
A.Wingard	2	1	3	0	0	0	0	0	0	0	0	0	0	0	0	0	0	0	0	0	0
S.Jones IV	2	1	3	0	0	0	0	0	0	0	0	0	0	0	0	0	0	0	0	0	0
J.Jones	1	2	3	0	0	0	0	0	0	0	0	0	0	0	0	0	0	0	0	0	0
A.Gotsis	0	3	3	0	0	0	1	0	0	0	0	0	0	0	0	0	0	0	0	0	0
D.Smoot	2	0	2	0	0	0	0	0	0	1	0	0	0	0	0	0	0	0	0	0	0
D.Ogunbowale	1	0	1	0	0	0	0	0	0	0	0	0	1	0	0	0	0	0	0	0	0
A.Lynch	1	0	1	0	0	0	0	0	0	0	0	0	0	0	0	0	0	0	0	0	0
J.Scott	1	0	1	0	0	1	0	0	0	0	0	0	0	0	0	0	0	0	0	0	0
T.Bryan	0	1	1	0	0	0	0	0	0	0	0	0	0	0	0	0	0	0	0	0	0
K.Chaisson	0	0	0	0	0	0	3	0	0	0	0	0	0	0	0	0	0	0	0	0	0
D.Allen	0	0	0	0	0	0	0	0	0	0	0	1	0	0	0	0	0	0	0	0	0
B.Watson	0	0	0	0	0	0	0	0	0	0	0	0	1	0	0	0	0	0	0	0	0
J.O'Shaughnessy	0	0	0	0	0	0	0	0	0	0	0	0	0	0	0	0	1	0	0	0	0
<b>Total</b>	<b>42</b>	<b>28</b>	<b>70</b>	<b>1</b>	<b>7</b>	<b>5</b>	<b>7</b>	<b>0</b>	<b>2</b>	<b>1</b>	<b>1</b>	<b>1</b>	<b>2</b>	<b>0</b>	<b>0</b>	<b>0</b>	<b>1</b>	<b>0</b>	<b>0</b>	<b>0</b>	<b>0</b>





## Play By Play

## First Quarter

12/13/2020

JAX wins toss, elects to Receive, and TEN elects to defend the South goal.

S.Gostkowski kicks 65 yards from TEN 35 to end zone, Touchback.

Jacksonville Jaguars at 15:00

- 1-10-JAX 25 (15:00) M.Glennon pass short left to J.Robinson to JAX 34 for 9 yards (H.Landry III).
- 2-1-JAX 34 (14:24) J.Robinson up the middle to JAX 33 for -1 yards (A.Hooker).
- 3-2-JAX 33 (13:48) (Shotgun) M.Glennon pass short middle to K.Cole Sr. to JAX 42 for 9 yards (R.Evans). P1
- 1-10-JAX 42 (13:09) J.Robinson up the middle to JAX 45 for 3 yards (D.Jones; K.Byard).
- 2-7-JAX 45 (12:36) (Shotgun) M.Glennon pass short right to K.Cole Sr. to JAX 49 for 4 yards (M.Butler).
- 3-3-JAX 49 (11:56) (Shotgun) M.Glennon pass short middle to L.Shenault Jr. to TEN 40 for 11 yards (K.Byard). P2
- 1-10-TEN 40 (11:18) J.Robinson up the middle to TEN 35 for 5 yards (D.Long).
- 2-5-TEN 35 (10:43) J.Robinson left end to TEN 39 for -4 yards (T.Smith).
- 3-9-TEN 39 (9:57) (Shotgun) M.Glennon pass short right to T.Eifert to TEN 35 for 4 yards (R.Evans).
- 4-5-TEN 35 (9:21) A.Rosas 53 yard field goal is BLOCKED (D.Jones), Center-R.Maticcik, Holder-L.Cooke.

Tennessee Titans at 9:08

- 1-10-TEN 43 (9:08) PENALTY on JAX-D.Ekuele, Neutral Zone Infraction, 5 yards, enforced at TEN 43 - No Play.
- 1-5-TEN 48 (9:08) D.Henry up the middle to 50 for 2 yards (J.Giles-Harris; J.Jones).
- 2-3-50 (8:39) R.Tannehill pass short right to G.Swaim pushed ob at JAX 37 for 13 yards (J.Jones). P1
- 1-10-JAX 37 (8:07) R.Tannehill pass deep right to A.Brown for 37 yards, TOUCHDOWN. P2
- S.Gostkowski extra point is GOOD, Center-M.Overton, Holder-B.Kern.

TEN 7 JAX 0, 3 plays, 57 yards, 1 penalty, 1:12 drive, 7:04 elapsed
---

S.Gostkowski kicks 65 yards from TEN 35 to end zone, Touchback.

Jacksonville Jaguars at 7:56

- 1-10-JAX 25 (7:56) M.Glennon pass short middle to L.Shenault Jr. to JAX 47 for 22 yards (K.Byard). P3
- 1-10-JAX 47 (7:18) J.Robinson up the middle to JAX 48 for 1 yard (M.Dickerson).
- 2-9-JAX 48 (6:42) (Shotgun) M.Glennon pass incomplete short left to C.Johnson (T.Smith).
- 3-9-JAX 48 (6:36) (Shotgun) PENALTY on JAX-T.Shatley, False Start, 5 yards, enforced at JAX 48 - No Play.
- 3-14-JAX 43 (6:36) (Shotgun) M.Glennon pass incomplete short left.
- 4-14-JAX 43 (6:30) L.Cooke punts 35 yards to TEN 22, Center-R.Maticcik, out of bounds.

Tennessee Titans at 6:22

- 1-10-TEN 22 (6:22) D.Henry right end to TEN 24 for 2 yards (J.Giles-Harris, A.Gotsis).
- 2-8-TEN 24 (5:48) D.Henry left end to TEN 30 for 6 yards (T.Herndon).
- 3-2-TEN 30 (5:10) (Shotgun) R.Tannehill pass incomplete short right to A.Brown.
- 4-2-TEN 30 (5:05) (Punt formation) Direct snap to A.Hooker. A.Hooker left end ran ob at TEN 34 for 4 yards (D.Ogunbowale). Tennessee Titans lined up in a punt formation and direct snap to 37. R3
- 1-10-TEN 34 (4:35) (Shotgun) R.Tannehill pass short middle to J.Smith to TEN 45 for 11 yards (J.Schobert; J.Jones). JAX-J.Jones was injured during the play. He is Out. P4
- 1-10-TEN 45 (3:56) D.Henry right tackle to 50 for 5 yards (T.Herndon; J.Schobert).
- 2-5-50 (3:24) R.Tannehill pass incomplete short middle [J.Schobert].
- 3-5-50 (3:20) (Shotgun) R.Tannehill pass incomplete short right to A.Brown [K.Chaisson].
- 4-5-50 (3:15) B.Kern punts 37 yards to JAX 13, Center-M.Overton, fair catch by K.Cole Sr..

Jacksonville Jaguars at 3:06

- 1-10-JAX 13 (3:06) J.Robinson up the middle to JAX 15 for 2 yards (J.Crawford).
- 2-8-JAX 15 (2:34) M.Glennon pass short left to E.Saubert pushed ob at JAX 19 for 4 yards (M.Butler).
- 3-4-JAX 19 (1:57) (Shotgun) M.Glennon pass incomplete short middle to L.Shenault Jr. (R.Evans).
- 4-4-JAX 19 (1:53) L.Cooke punts 41 yards to TEN 40, Center-R.Maticcik. K.Raymond to TEN 46 for 6 yards (D.Allen).
- PENALTY on TEN-T.Smith, Unnecessary Roughness, 15 yards, enforced at TEN 40.

Tennessee Titans at 1:43

- 1-10-TEN 25 (1:43) R.Tannehill pass short left to D.Henry to 50 for 25 yards (M.Jack).
- PENALTY on TEN-R.Saffold III, Offensive Holding, 10 yards, enforced at TEN 26.
- 1-19-TEN 16 (1:15) (Shotgun) R.Tannehill pass short left to A.Brown pushed ob at TEN 22 for 6 yards (J.Wilson).
- 2-13-TEN 22 (:45) (Shotgun) R.Tannehill pass short right to D.Henry to TEN 28 for 6 yards (J.Wilson; M.Jack).

Tennessee Titans vs Jacksonville Jaguars at TIAA Bank Field

END OF QUARTER

	Score	Time Poss	First Downs				Efficiencies	
			R	P	X	T	3 Down	4 Down
Tennessee Titans	7	6:11	1	3	0	4	0/2	1/1
Jacksonville Jaguars	0	8:49	0	3	0	3	2/5	0/0



## Tennessee Titans continued.

3-7-TEN 28	(15:00) (Shotgun) R.Tannehill pass short middle to A.Brown to TEN 45 for 17 yards (J.Wilson).	P5
<u>1-10-TEN 45</u>	(14:22) D.Henry left end to JAX 49 for 6 yards (J.Schobert).	
2-4-JAX 49	(13:57) (No Huddle) PENALTY on JAX-D.Ekualé, Neutral Zone Infraction, 5 yards, enforced at JAX 49 - No Play.	X6
<u>1-10-JAX 44</u>	(13:45) D.Henry left end to JAX 42 for 2 yards (A.Wingard).	
2-8-JAX 42	(13:19) (No Huddle) R.Tannehill pass short left to A.Brown to JAX 29 for 13 yards (T.Herndon).	P7
<u>1-10-JAX 29</u>	(12:50) (No Huddle) D.Henry up the middle to JAX 23 for 6 yards (S.Jones IV; J.Wilson). TEN-B.Jones was injured during the play.	
2-4-JAX 23	(12:10) D.Henry right end pushed ob at JAX 17 for 6 yards (S.Jones IV).	R8
<u>1-10-JAX 17</u>	(11:38) R.Tannehill sacked at JAX 24 for -7 yards (J.Giles-Harris).	
2-17-JAX 24	(10:52) (Shotgun) R.Tannehill pass short middle to A.Firkser to JAX 19 for 5 yards (J.Schobert) [K.Chaisson].	
3-12-JAX 19	(10:10) (Shotgun) R.Tannehill pass short right to C.Davis to JAX 9 for 10 yards (S.Jones IV).	
4-2-JAX 9	(9:51) (No Huddle) J.McNichols left end to JAX 11 for -2 yards (J.Wilson, M.Jack).	

## Jacksonville Jaguars at 9:43

1-10-JAX 11	(9:43) (Shotgun) L.Shenault Jr. left end to JAX 13 for 2 yards (H.Landry III).	
2-8-JAX 13	(9:05) (Shotgun) M.Glennon pass short middle to K.Cole Sr. to JAX 22 for 9 yards (A.Hooker).	P4
<u>1-10-JAX 22</u>	(8:30) J.Robinson up the middle to JAX 25 for 3 yards (R.Evans).	
2-7-JAX 25	(7:56) (Shotgun) M.Glennon pass short middle to L.Shenault Jr. to JAX 31 for 6 yards (D.Long; A.Hooker).	
3-1-JAX 31	(7:19) (Shotgun) M.Glennon pass short right to L.Shenault Jr. to JAX 33 for 2 yards (K.Byard).	P5
<u>1-10-JAX 33</u>	(6:44) (Shotgun) M.Glennon pass incomplete deep middle to K.Cole Sr. (R.Evans).	
2-10-JAX 33	(6:38) (Shotgun) M.Glennon pass short middle to D.Chark Jr. to JAX 38 for 5 yards (M.Butler).	
3-5-JAX 38	(5:53) (Shotgun) M.Glennon pass incomplete short middle to D.Chark Jr..	
4-5-JAX 38	(5:48) L.Cooke punts 62 yards to end zone, Center-R.Maticcik, Touchback.	

## Tennessee Titans at 5:41

1-10-TEN 20	(5:41) D.Henry up the middle to TEN 25 for 5 yards (M.Jack; A.Wingard).	
2-5-TEN 25	(5:06) D.Henry right end to TEN 32 for 7 yards (J.Schobert).	R9
<u>1-10-TEN 32</u>	(4:32) (Shotgun) R.Tannehill pass short left to C.Davis to TEN 37 for 5 yards (D.Smoot). FUMBLES (D.Smoot), RECOVERED by JAX-D.Costin at TEN 40. D.Costin to TEN 40 for no gain (A.Brown).	

## Jacksonville Jaguars at 4:22

1-10-TEN 40	(4:22) (Shotgun) M.Glennon pass short left to K.Cole Sr. to TEN 35 for 5 yards (R.Evans).	
2-5-TEN 35	(3:43) (Shotgun) M.Glennon pass incomplete deep left to D.Chark Jr..	
3-5-TEN 35	(3:36) (Shotgun) M.Glennon pass incomplete short right to L.Shenault Jr..	
4-5-TEN 35	(3:32) A.Rosas 53 yard field goal is GOOD, Center-R.Maticcik, Holder-L.Cooke.	

TEN 7 JAX 3, 4 plays, 5 yards, 0:55 drive, 11:33 elapsed
--

A.Rosas kicks 65 yards from JAX 35 to end zone, Touchback.

## Tennessee Titans at 3:27

1-10-TEN 25	(3:27) D.Henry up the middle to TEN 33 for 8 yards (J.Wilson).	
2-2-TEN 33	(2:45) D.Henry left end to JAX 45 for 22 yards (M.Jack).	R10

## Two-Minute Warning

<u>1-10-JAX 45</u>	(2:00) D.Henry up the middle to JAX 40 for 5 yards (D.Costin; D.Ekualé).	
2-5-JAX 40	(1:23) (No Huddle, Shotgun) D.Henry up the middle to JAX 36 for 4 yards (D.Costin; D.Ekualé).	
3-1-JAX 36	(:53) D.Henry up the middle for 36 yards, TOUCHDOWN.	R11
	S.Gostkowski extra point is GOOD, Center-M.Overton, Holder-B.Kern.	

TEN 14 JAX 3, 5 plays, 75 yards, 2:43 drive, 14:16 elapsed
--

S.Gostkowski kicks 51 yards from TEN 35 to JAX 14. N.Cottrell to JAX 30 for 16 yards (D.Bates).

## Jacksonville Jaguars at 0:44, (1st play from scrimmage 0:41)

1-10-JAX 30	(:41) (Shotgun) M.Glennon pass incomplete deep middle to K.Cole Sr..	
2-10-JAX 30	(:36) (Shotgun) M.Glennon pass short right to L.Shenault Jr. to JAX 25 for -5 yards (D.King).	
	Timeout #1 by TEN at 00:26.	
3-15-JAX 25	(:26) (Shotgun) M.Glennon pass incomplete short middle.	
	PENALTY on JAX-M.Glennon, Intentional Grounding, 10 yards, enforced at JAX 25.	
4-25-JAX 15	(:19) L.Cooke punts 61 yards to TEN 24, Center-R.Maticcik. K.Raymond to TEN 37 for 13 yards (B.Watson; D.Ogunbowale).	

Tennessee Titans vs Jacksonville Jaguars at TIAA Bank Field

Tennessee Titans at 0:09

1-10-TEN 37 (:09) (Shotgun) R.Tannehill pass deep right to C.Davis ran ob at JAX 44 for 19 yards.

P12

1-10-JAX 44 (:05) (Shotgun) R.Tannehill pass short middle to J.Smith to JAX 35 for 9 yards (M.Jack).

2-1-JAX 35 (:01) S.Gostkowski 53 yard field goal is GOOD, Center-M.Overton, Holder-B.Kern.

TEN 17 JAX 3, 3 plays, 28 yards, 0:09 drive, 15:00 elapsed

END OF QUARTER

	Score	Time Poss	First Downs				Efficiencies	
			R	P	X	T	3 Down	4 Down
Tennessee Titans	17	9:28	4	3	1	8	2/3	0/1
Jacksonville Jaguars	3	5:32	0	2	0	2	1/4	0/0

## Third Quarter

12/13/2020

## Play By Play

TEN elects to Receive, and JAX elects to defend the North goal.

A.Rosas kicks 65 yards from JAX 35 to end zone, Touchback.

Tennessee Titans at 15:00

1-10-TEN 25	(15:00) R.Tannehill pass short left to A.Brown to TEN 38 for 13 yards (T.Herndon) [D.Costin].	P13
<u>1-10-TEN 38</u>	(14:17) D.Henry left end to TEN 39 for 1 yard (D.Ekuale).	
2-9-TEN 39	(13:40) (Shotgun) R.Tannehill pass short left to A.Brown to TEN 48 for 9 yards (T.Herndon) [A.Gotsis]. TEN-A.Brown was injured during the play.	P14
<u>1-10-TEN 48</u>	(13:13) D.Henry up the middle to JAX 5 for 47 yards (T.Herndon).	R15
<u>1-5-JAX 5</u>	(12:31) (Shotgun) R.Tannehill pass short left to G.Swaim for 5 yards, TOUCHDOWN.	P16
	S.Gostkowski extra point is GOOD, Center-M.Overton, Holder-B.Kern.	

TEN 24 JAX 3, 5 plays, 75 yards, 2:36 drive, 2:36 elapsed

S.Gostkowski kicks 65 yards from TEN 35 to end zone, Touchback.

Jacksonville Jaguars at 12:24

1-10-JAX 25	(12:24) J.Robinson up the middle to JAX 28 for 3 yards (R.Evans; T.Skipper).	
2-7-JAX 28	(11:44) (Shotgun) M.Glennon pass deep middle intended for D.Chark Jr. INTERCEPTED by M.Butler at TEN 41. M.Butler to JAX 48 for 11 yards (J.O'Shaughnessy).	

Tennessee Titans at 11:31

1-10-JAX 48	(11:31) D.Henry left end to JAX 45 for 3 yards (A.Lynch).	
2-7-JAX 45	(10:53) D.Henry right end to JAX 35 for 10 yards (G.Mabin).	
	PENALTY on TEN-A.Brown, Illegal Block Above the Waist, 10 yards, enforced at JAX 45.	
2-17-TEN 45	(10:28) R.Tannehill pass short middle to A.Brown to JAX 38 for 17 yards (G.Mabin; T.Herndon).	P17
	PENALTY on JAX-M.Jack, Face Mask (15 Yards), 15 yards, enforced at JAX 38.	X18
<u>1-10-JAX 23</u>	(10:00) D.Henry up the middle to JAX 17 for 6 yards (A.Gotsis; D.Ekuale).	
2-4-JAX 17	(9:24) R.Tannehill pass short right to G.Swaim to JAX 1 for 16 yards (T.Herndon).	P19
<u>1-1-JAX 1</u>	(8:56) (Shotgun) D.Henry up the middle for 1 yard, TOUCHDOWN.	R20
	S.Gostkowski extra point is GOOD, Center-M.Overton, Holder-B.Kern.	

TEN 31 JAX 3, 6 plays, 48 yards, 1 penalty, 2:43 drive, 6:12 elapsed

S.Gostkowski kicks 65 yards from TEN 35 to end zone, Touchback.

PENALTY on TEN-J.Kalu, Unnecessary Roughness, 15 yards, enforced at JAX 25.

Jacksonville Jaguars at 8:48

1-10-JAX 40	(8:48) (Shotgun) J.Robinson right end to JAX 44 for 4 yards (J.Simmons).	
2-6-JAX 44	(8:11) (Shotgun) G.Minshew II pass short right to J.Robinson to JAX 46 for 2 yards (K.Byard).	
3-4-JAX 46	(7:35) (Shotgun) G.Minshew II pass incomplete short middle to K.Cole Sr..	
4-4-JAX 46	(7:31) (Shotgun) G.Minshew II pass short right to K.Cole Sr. to TEN 41 for 13 yards (D.King).	P6
<u>1-10-TEN 41</u>	(6:55) (No Huddle, Shotgun) G.Minshew II pass incomplete short right.	
2-10-TEN 41	(6:47) (Shotgun) J.Robinson up the middle to TEN 40 for 1 yard (J.Crawford).	
3-9-TEN 40	(6:06) (Shotgun) G.Minshew II pass short right to J.O'Shaughnessy to TEN 30 for 10 yards (K.Byard; D.Long).	P7
<u>1-10-TEN 30</u>	(5:25) (Shotgun) J.Robinson right end to TEN 27 for 3 yards (K.Byard; R.Evans).	
2-7-TEN 27	(4:46) (Shotgun) G.Minshew II scrambles left end to TEN 18 for 9 yards (R.Evans).	R8
<u>1-10-TEN 18</u>	(3:59) J.Robinson right end for 18 yards, TOUCHDOWN NULLIFIED by Penalty.	
	PENALTY on JAX-D.Chark Jr., Illegal Formation, 5 yards, enforced at TEN 18 - No Play.	
1-15-TEN 23	(3:52) (Shotgun) G.Minshew II pass deep right to T.Eifert to TEN 5 for 18 yards (A.Hooker).	P9
<u>1-5-TEN 5</u>	(3:06) (Shotgun) G.Minshew II pass short left to K.Cole Sr. for 5 yards, TOUCHDOWN.	P10
	A.Rosas extra point is GOOD, Center-R.Maticcik, Holder-L.Cooke.	

TEN 31 JAX 10, 11 plays, 60 yards, 5:49 drive, 12:01 elapsed

A.Rosas kicks 65 yards from JAX 35 to end zone, Touchback.

Tennessee Titans at 2:59

1-10-TEN 25	(2:59) D.Henry right end to TEN 27 for 2 yards (D.Ekuale; A.Gotsis). TEN-R.Saffold III was injured during the play.	
2-8-TEN 27	(2:39) D.Henry up the middle to TEN 25 for -2 yards (J.Scott; K.Chaisson).	
	PENALTY on JAX-K.Chaisson, Defensive Offside, 5 yards, enforced at TEN 27 - No Play.	
2-3-TEN 32	(2:16) D.Henry right end to TEN 37 for 5 yards (D.Costin).	R21
<u>1-10-TEN 37</u>	(1:39) D.Henry right end to JAX 45 for 18 yards (M.Jack).	

Tennessee Titans vs Jacksonville Jaguars at TIAA Bank Field

PENALTY on TEN-N.Davis, Offensive Holding, 10 yards, enforced at TEN 43.

1-14-TEN 33 (1:16) (Shotgun) D.Henry right end to TEN 35 for 2 yards (M.Jack).

2-12-TEN 35 (:36) (Shotgun) R.Tannehill pass incomplete short left to N.Westbrook-Ikhine (T.Herdon) [K.Chaisson].

3-12-TEN 35 (:32) (Shotgun) J.Smith right end to TEN 38 for 3 yards (A.Wingard).

END OF QUARTER

	Score	Time Poss	First Downs				Efficiencies	
			R	P	X	T	3 Down	4 Down
Tennessee Titans	31	8:18	3	5	1	9	0/1	0/0
Jacksonville Jaguars	10	6:42	1	4	0	5	1/2	1/1

## Fourth Quarter

12/13/2020

## Play By Play

Tennessee Titans continued.

4-9-TEN 38 (15:00) B.Kern punts 50 yards to JAX 12, Center-M.Overton, out of bounds.  
Penalty on JAX-C.Reid, Running Into the Kicker, declined.

Jacksonville Jaguars at 14:52

1-10-JAX 12 (14:52) (Shotgun) J.Robinson left end ran ob at TEN 41 for 47 yards (R.Evans) R11  
 1-10-TEN 41 (14:14) (Shotgun) G.Minshew II pass short left to J.Robinson to TEN 40 for 1 yard (M.Dickerson).  
 2-9-TEN 40 (13:50) (No Huddle, Shotgun) G.Minshew II pass short left to L.Shenault Jr. to TEN 27 for 13 yards (T.Smith) P12  
 1-10-TEN 27 (13:23) (No Huddle, Shotgun) G.Minshew II pass incomplete deep middle to D.Chark Jr..  
 2-10-TEN 27 (13:18) (Shotgun) G.Minshew II pass incomplete deep left.  
 3-10-TEN 27 (13:10) (Shotgun) G.Minshew II scrambles left end to TEN 14 for 13 yards (K.Byard) R13  
 1-10-TEN 14 (12:40) (No Huddle, Shotgun) G.Minshew II pass incomplete short left to D.Chark Jr. (M.Butler).  
 2-10-TEN 14 (12:35) (Shotgun) G.Minshew II pass incomplete short left.  
 3-10-TEN 14 (12:30) (Shotgun) G.Minshew II pass incomplete short right to D.Chark Jr..  
 4-10-TEN 14 (12:24) (Shotgun) G.Minshew II pass incomplete short right to L.Shenault Jr..

Tennessee Titans at 12:18

1-10-TEN 14 (12:18) J.McNichols left end to TEN 15 for 1 yard (J.Schobert).  
PENALTY on JAX-D.Ekuale, Defensive Holding, 5 yards, enforced at TEN 15. X22  
 1-10-TEN 20 (11:57) R.Tannehill pass incomplete deep left to K.Raymond (G.Mabin).  
Penalty on TEN-A.Brewer, Ineligible Downfield Pass, declined.  
 2-10-TEN 20 (11:49) D.Henry right end to TEN 40 for 20 yards (J.Wilson) R23  
 1-10-TEN 40 (11:08) J.McNichols right end to TEN 42 for 2 yards (J.Giles-Harris; J.Schobert).  
 2-8-TEN 42 (10:24) J.McNichols up the middle to TEN 42 for no gain (J.Giles-Harris; T.Bryan).  
PENALTY on JAX-A.Wingard, Unnecessary Roughness, 15 yards, enforced at TEN 42. X24  
 1-10-JAX 43 (9:49) J.McNichols left end pushed ob at JAX 10 for 33 yards (T.Herndon).  
PENALTY on TEN-G.Swaim, Offensive Holding, 10 yards, enforced at JAX 43 - No Play.  
 1-20-TEN 47 (9:26) J.McNichols right end to JAX 49 for 4 yards (D.Costin).  
 2-16-JAX 49 (8:50) J.McNichols up the middle to TEN 49 for -2 yards (J.Scott).  
 3-18-TEN 49 (8:09) (Shotgun) R.Tannehill pass short right to J.McNichols to TEN 49 for no gain (M.Jack).  
Timeout #1 by JAX at 08:02.  
 4-18-TEN 49 (8:02) B.Kern punts 40 yards to JAX 11, Center-M.Overton, fair catch by K.Cole Sr..

Jacksonville Jaguars at 7:54

1-10-JAX 11 (7:54) (Shotgun) G.Minshew II pass short right to J.O'Shaughnessy to JAX 15 for 4 yards (K.Byard).  
 2-6-JAX 15 (7:30) (No Huddle, Shotgun) G.Minshew II pass short left to D.Chark Jr. to JAX 26 for 11 yards (D.King) P14  
 1-10-JAX 26 (7:04) (No Huddle, Shotgun) G.Minshew II pass deep right to K.Cole Sr. to JAX 48 for 22 yards (J.Kalu) P15  
 1-10-JAX 48 (6:40) (No Huddle, Shotgun) G.Minshew II pass incomplete short left to D.Chark Jr..  
 2-10-JAX 48 (6:36) (Shotgun) G.Minshew II pass short right to J.Robinson to TEN 26 for 26 yards (K.Byard).  
PENALTY on JAX-A.Cann, Offensive Holding, 10 yards, enforced at TEN 48.  
 2-16-JAX 42 (6:11) (Shotgun) G.Minshew II pass short middle to C.Johnson to TEN 31 for 27 yards (A.Hooker; T.Smith). TEN-T.Smith was injured during the play. P16  
 1-10-TEN 31 (5:47) (Shotgun) G.Minshew II pass short right to D.Ogunbowale pushed ob at TEN 19 for 12 yards (K.Byard) P17  
 1-10-TEN 19 (5:25) (Shotgun) G.Minshew II pass incomplete deep left to K.Cole Sr..  
 2-10-TEN 19 (5:20) (Shotgun) G.Minshew II pass incomplete deep right to L.Shenault Jr..  
 3-10-TEN 19 (5:16) (Shotgun) G.Minshew II pass incomplete deep left to L.Shenault Jr. [D.Jones].  
 4-10-TEN 19 (5:08) (Shotgun) G.Minshew II pass incomplete deep left to K.Cole Sr..

Tennessee Titans at 5:03

1-10-TEN 19 (5:03) J.McNichols left end to TEN 22 for 3 yards (D.Ekuale).  
 2-7-TEN 22 (4:22) J.McNichols right end to TEN 28 for 6 yards (D.Smoot).  
 3-1-TEN 28 (3:35) L.Woodside left end to TEN 46 for 18 yards (T.Herndon) R25  
 Timeout #2 by JAX at 03:27.  
 1-10-TEN 46 (3:27) J.McNichols up the middle to TEN 48 for 2 yards (G.Mabin).  
 Timeout #3 by JAX at 03:23.

Tennessee Titans vs Jacksonville Jaguars at TIAA Bank Field

2-8-TEN 48 (3:23) J.McNichols up the middle to TEN 44 for -4 yards (J.Schobert).

3-12-TEN 44 (2:39) J.McNichols left end to TEN 43 for -1 yards (M.Jack).

Two-Minute Warning

4-13-TEN 43 (2:00) B.Kern punts 38 yards to JAX 19, Center-M.Overton, downed by TEN-M.Overton.

Jacksonville Jaguars at 1:49

1-10-JAX 19 (1:49) (Shotgun) G.Minshew II pass short right to D.Ozigbo to JAX 31 for 12 yards (M.Dickerson). P18

1-10-JAX 31 (1:22) (No Huddle, Shotgun) G.Minshew II pass short right to D.Ozigbo ran ob at JAX 43 for 12 yards (A.Hooker). P19

1-10-JAX 43 (1:15) (Shotgun) G.Minshew II pass short right to C.Johnson to JAX 49 for 6 yards (A.Hooker).

2-4-JAX 49 (:52) (No Huddle, Shotgun) G.Minshew II pass incomplete short left to K.Cole Sr..

PENALTY on TEN-D.King, Defensive Pass Interference, 8 yards, enforced at JAX 49 - No Play. X20

1-10-TEN 43 (:47) (Shotgun) G.Minshew II pass short right to D.Ozigbo to TEN 45 for -2 yards (L.Murchison; D.Long).

2-12-TEN 45 (:17) (No Huddle, Shotgun) G.Minshew II pass short middle to D.Ozigbo to TEN 37 for 8 yards (D.Long).

END OF QUARTER

	Score	Time Poss	First Downs				Efficiencies	
			R	P	X	T	3 Down	4 Down
Tennessee Titans	31	7:46	2	0	2	4	1/3	0/0
Jacksonville Jaguars	10	7:14	2	7	1	10	1/3	0/2

# Miscellaneous Statistics Report

Tennessee Titans vs Jacksonville Jaguars  
12/13/2020 at TIAA Bank Field

## Ten Longest Plays for Tennessee Titans

Yards	Qtr	Play Start	Play Description
47	3	1-10-TEN 48	(13:13) D.Henry up the middle to JAX 5 for 47 yards (T.Herndon).
37	1	1-10-JAX 37	(8:07) R.Tannehill pass deep right to A.Brown for 37 yards, TOUCHDOWN.
36	2	3-1-JAX 36	(:53) D.Henry up the middle for 36 yards, TOUCHDOWN.
32	3	2-17-TEN 45	(10:28) R.Tannehill pass short middle to A.Brown to JAX 38 for 17 yards (G.Mabin; T.Herndon). PENALTY on JAX-M.Jack, Face Mask (15 Yards), 15 yards, enforced at JAX 38.
22	2	2-2-TEN 33	(2:45) D.Henry left end to JAX 45 for 22 yards (M.Jack).
20	4	2-10-TEN 20	(11:49) D.Henry right end to TEN 40 for 20 yards (J.Wilson).
19	2	1-10-TEN 37	(:09) (Shotgun) R.Tannehill pass deep right to C.Davis ran ob at JAX 44 for 19 yards.
18	4	3-1-TEN 28	(3:35) L.Woodside left end to TEN 46 for 18 yards (T.Herndon).
17	2	3-7-TEN 28	(15:00) (Shotgun) R.Tannehill pass short middle to A.Brown to TEN 45 for 17 yards (J.Wilson).
16	3	2-4-JAX 17	(9:24) R.Tannehill pass short right to G.Swaim to JAX 1 for 16 yards (T.Herndon).

## Ten Longest Plays for Jacksonville Jaguars

Yards	Qtr	Play Start	Play Description
47	4	1-10-JAX 12	(14:52) (Shotgun) J.Robinson left end ran ob at TEN 41 for 47 yards (R.Evans).
27	4	2-16-JAX 42	(6:11) (Shotgun) G.Minshew II pass short middle to C.Johnson to TEN 31 for 27 yards (A.Hooker; T.Smith). TEN-T.Smith was
22	1	1-10-JAX 25	(7:56) M.Glennon pass short middle to L.Shenault Jr. to JAX 47 for 22 yards (K.Byard).
22	4	1-10-JAX 26	(7:04) (No Huddle, Shotgun) G.Minshew II pass deep right to K.Cole Sr. to JAX 48 for 22 yards (J.Kalu).
18	3	1-15-TEN 23	(3:52) (Shotgun) G.Minshew II pass deep right to T.Eifert to TEN 5 for 18 yards (A.Hooker).
13	3	4-4-JAX 46	(7:31) (Shotgun) G.Minshew II pass short right to K.Cole Sr. to TEN 41 for 13 yards (D.King).
13	4	2-9-TEN 40	(13:50) (No Huddle, Shotgun) G.Minshew II pass short left to L.Shenault Jr. to TEN 27 for 13 yards (T.Smith).
13	4	3-10-TEN 27	(13:10) (Shotgun) G.Minshew II scrambles left end to TEN 14 for 13 yards (K.Byard).
12	4	1-10-TEN 31	(5:47) (Shotgun) G.Minshew II pass short right to D.Ogunbowale pushed ob at TEN 19 for 12 yards (K.Byard).
12	4	1-10-JAX 19	(1:49) (Shotgun) G.Minshew II pass short right to D.Ozigbo to JAX 31 for 12 yards (M.Dickerson).

## Touchdown Scoring Information

		Offense	Defense	Special Teams
VISITOR	Tennessee Titans	4	0	0
HOME	Jacksonville Jaguars	1	0	0

## Player Scoring Information

Club	Player	TD	Rush TD	Rec TD	KO TD	Punt TD	Int TD	Fum TD	Misc TD	FG	XP	2Pt Rush	2Pt Rec	Sfty	Points
TEN	D.Henry	0	2	0	0	0	0	0	0	0	0	0	0	0	12
TEN	S.Gostkowski	0	0	0	0	0	0	0	0	1	4	0	0	0	7
TEN	A.Brown	0	0	1	0	0	0	0	0	0	0	0	0	0	6
TEN	G.Swaim	0	0	1	0	0	0	0	0	0	0	0	0	0	6
JAX	K.Cole Sr.	0	0	1	0	0	0	0	0	0	0	0	0	0	6
JAX	A.Rosas	0	0	0	0	0	0	0	0	1	1	0	0	0	4

## Possession Detail

	First Half		Second Half		Game	
	Visitor	Home	Visitor	Home	Visitor	Home
Largest Lead	14	0	28	0	28	0
Drives Leading	5	0	5	0	10	0
Time of Possession Leading	14:27	0:00	16:04	0:00	30:31	0:00
Largest Deficit	0	-14	0	-28	0	-28
Drives Trailing	0	5	0	5	0	10
Time of Possession Trailing	0:00	8:29	0:00	13:56	0:00	22:25
Times Score Tied Up		0		0		0
Lead Changes		1		0		1

# Playtime Percentage

*Percent of playtime per player on offense, defense and special teams*

Tennessee Titans					Jacksonville Jaguars								
		Offense	Defense	Special Teams			Offense	Defense	Special Teams				
D Quessenberry	G	66	100%	5	20%	A Cann	G	71	100%	3	12%		
N Davis	G	66	100%	5	20%	C Robinson	T	71	100%	3	12%		
R Tannehill	QB	60	91%			J Taylor	T	71	100%	3	12%		
D Kelly	T	56	85%	5	20%	B Bartch	T	71	100%	3	12%		
B Jones	C	55	83%			T Shatley	G	71	100%				
R Saffold	G	45	68%	5	20%	D Chark	WR	64	90%				
D Henry	RB	42	64%			K Cole	WR	61	86%	10	40%		
C Davis	WR	42	64%			L Shenault	WR	53	75%				
J Smith	TE	41	62%			T Eifert	TE	45	63%				
A Brown	WR	37	56%			J Robinson	RB	40	56%				
M Pruitt	TE	34	52%			G Minsheu	QB	39	55%				
G Swaim	TE	32	48%	9	36%	M Glennon	QB	32	45%				
J McNichols	RB	22	33%	3	12%	J O'Shaughnessy	TE	27	38%				
C Batson	WR	21	32%			D Ogunbowale	RB	22	31%	15	60%		
A Brewer	C	21	32%			C Johnson	WR	19	27%	11	44%		
N Westbrook	WR	19	29%	12	48%	E Saubert	TE	9	13%	15	60%		
K Raymond	WR	16	24%	12	48%	C Conley	WR	9	13%				
A Firkser	TE	16	24%	3	12%	D Ozigbo	RB	6	8%	11	44%		
J Douglas	G	11	17%	5	20%	T Herndon	CB		66	100%			
M Newhouse	T	10	15%			M Jack	LB		66	100%			
K Blasingame	FB	8	12%	13	52%	J Schobert	LB		66	100%			
L Woodside	QB	6	9%			J Wilson	SS		55	83%			
A Hooker	FS		71	100%	11	44%	A Wingard	FS		50	76%	15	60%
D Long	LB		71	100%	4	16%	D Costin	DT		49	74%	7	28%
K Byard	FS		71	100%			D Ekuale	DT		48	73%	6	24%
M Butler	CB		71	100%			G Mabin	CB		46	70%		
D King	CB		63	89%			J Giles-Harris	LB		44	67%	19	76%
H Landry	LB		62	87%			A Gotsis	DE		44	67%	10	40%
T Smith	CB		60	85%	3	12%	D Smoot	DE		42	64%		
R Evans	LB		53	75%			S Jones	CB		37	56%		
J Simmons	DT		51	72%	3	12%	K Chaisson	DE		25	38%		
D Roberson	LB		37	52%	10	40%	C Reid	DT		19	29%	10	40%
D Jones	NT		37	52%	8	32%	A Lynch	LB		18	27%	7	28%
J Crawford	DT		36	51%	8	32%	T Bryan	DT		17	26%		
J Kalu	CB		31	44%	14	56%	J Jones	SS		16	24%		
M Dickerson	DT		24	34%	3	12%	B Rusnak	CB		13	20%	22	88%
L Murchison	DT		21	30%			J Scott	CB		5	8%		
T Skipper	LB		11	15%	11	44%	N Cottrell	RB			22	88%	
C Jackson	CB		11	15%	1	4%	D Allen	LB			22	88%	
N Dzubnar	LB			20	80%		D Middleton	FS			15	60%	
D Bates	LB			20	80%		S Quarterman	LB			12	48%	
C Milton	CB			18	72%		R Maticcik	LS			7	28%	
S Perry	RB			14	56%		L Cooke	P			7	28%	
W Compton	LB			11	44%		A Rosas	K			6	24%	
S Gostkowski	K			10	40%								



B Kern	P	10	40%	Q Meeks	CB	4	16%
M Overton	LS	10	40%	K McDermott	T	3	12%
K Orr	CB	9	36%	W Richardson	T	3	12%
				T Wallace-Simms	G	3	12%

# 2020 TENNESSEE TITANS REGULAR SEASON STATISTICS

Won 9, Lost 4

Date	W-L	Score	OT	Opponent	Attendance
09/14	W	16-14		at Denver	
09/20	W	33-30		Jacksonville	
09/27	W	31-30		at Minnesota	
10/13	W	42-16		Buffalo	8,403
10/18	W	42-36	OT	Houston	10,166
10/25	L	24-27		Pittsburgh	10,355
11/01	L	20-31		at Cincinnati	9,712
11/08	W	24-17		Chicago	13,871
11/12	L	17-34		Indianapolis	13,949
11/22	W	30-24	OT	at Baltimore	
11/29	W	45-26		at Indianapolis	12,464
12/06	L	35-41		Cleveland	13,986
12/13	W	31-10		at Jacksonville	15,896
12/20				Detroit	
12/27				at Green Bay	
01/03				at Houston	

Statistic	Tenn.	Opp.
<b>Total First Downs</b>	<b>310</b>	<b>311</b>
Rushing	109	87
Passing	167	198
Penalty	34	26
3rd Down: Made/Att	63/150	95/182
3rd Down Pct.	42.0	52.2
4th Down: Made/Att	10/14	13/22
4th Down Pct.	71.4	59.1
<b>Possession Avg.</b>	<b>28:40</b>	<b>31:20</b>
<b>Total Net Yards</b>	<b>5128</b>	<b>5037</b>
Avg. Per Game	394.5	387.5
Total Plays	840	887
Avg. Per Play	6.1	5.7
<b>Net Yards Rushing</b>	<b>2051</b>	<b>1480</b>
Avg. Per Game	157.8	113.8
Total Rushes	415	346
<b>Net Yards Passing</b>	<b>3077</b>	<b>3557</b>
Avg. Per Game	236.7	273.6
Sacked/Yards Lost	20/139	14/113
Gross Yards	3216	3670
Att./Completions	405/266	527/346
Completion Pct.	65.7	65.7
Had Intercepted	5	12
<b>Punts/Average</b>	<b>44/45.2</b>	<b>43/48.1</b>
Net Punting Avg.	44/40.0	43/41.9
<b>Penalties/Yards</b>	<b>74/696</b>	<b>94/763</b>
<b>Fumbles/Ball Lost</b>	<b>12/4</b>	<b>17/6</b>
<b>Touchdowns</b>	<b>49</b>	<b>42</b>
Rushing	18	13
Passing	28	28
Returns	3	1

Score By Periods	Q1	Q2	Q3	Q4	OT	PTS
<b>Team</b>	<b>79</b>	<b>113</b>	<b>80</b>	<b>106</b>	<b>12</b>	<b>390</b>
<b>Opponents</b>	<b>61</b>	<b>116</b>	<b>61</b>	<b>98</b>	<b>0</b>	<b>336</b>

Scoring	TD	Rush	Rec	Ret	K-PAT	FG	S	PTS
Gostkowski	0	0	0	0	39/41	17/25	0	90
Henry	14	14	0	0			0	84
A. Brown	10	0	9	1			0	60
J. Smith	8	1	7	0			0	48
Sloman LG	0	0	0	0	18/21	8/11	0	42
C. Davis	4	0	4	0			0	24
Pruitt	3	0	2	1			0	18
Tannehill	2	2	0	0			0	16
Humphries	2	0	2	0			0	12
Batson	1	0	1	0			0	6
Firkser	1	0	1	0			0	6
Foreman	1	0	1	0			0	6
King LG	1	0	0	1			0	6
King TM	1	0	0	1			0	6
McNichols	1	1	0	0			0	6
Swaim	1	0	1	0			0	6
Westbrook	0	0	0	0			0	2
<b>Team</b>	<b>49</b>	<b>18</b>	<b>28</b>	<b>3</b>	<b>39/41</b>	<b>17/25</b>	<b>0</b>	<b>390</b>
<b>Opponents</b>	<b>42</b>	<b>13</b>	<b>28</b>	<b>1</b>	<b>34/36</b>	<b>16/18</b>	<b>0</b>	<b>336</b>

**2-Pt Conv:** Tannehill 2, Westb M 3-6, OPP 1-6  
**Sacks:** Landry 4.5, Simmons 3, D. Jones 2, J. Brown 1, Crawford 1, Fulton 1, King LG 1, Vaccaro 1, R. Evans 0.5, **TM 14, OPP 20**  
**FUM/Lost:** Tannehill 5/1, A. Brown 2/1, Batson 1/0, Brinkley 1/0, C. Davis 1/1, Douglas 1/0, Henry 1/1

Passing	Att	Cmp	Yds	Cmp%	Yds/Att	TD	TD%	Int	Int%	Long	Sack/Lost	Rating
Tannehill	403	265	3209	65.8	7.96	28	6.9	5	1.2	73t	19/139	108.0
Kern	1	0	0	0.0	0.00	0	0.0	0	0.0	---	0/0	39.6
Woodside	1	1	7	100.0	7.00	0	0.0	0	0.0	7	0/0	95.8
Humphries	0	0	0	---	---	0	---	0	---	---	1/0	---
<b>Team</b>	<b>405</b>	<b>266</b>	<b>3216</b>	<b>65.7</b>	<b>7.94</b>	<b>28</b>	<b>6.9</b>	<b>5</b>	<b>1.2</b>	<b>73t</b>	<b>20/139</b>	<b>107.8</b>
<b>Opponents</b>	<b>527</b>	<b>346</b>	<b>3670</b>	<b>65.7</b>	<b>6.96</b>	<b>28</b>	<b>5.3</b>	<b>12</b>	<b>2.3</b>	<b>75t</b>	<b>14/113</b>	<b>94.0</b>

Rushing	No.	Yds	Avg	Long	TD
Henry	297	1532	5.2	94t	14
McNichols	47	204	4.3	20	1
Tannehill	30	152	5.1	23	2
Foreman	22	95	4.3	15	0
D. Evans	5	21	4.2	9	0
Batson	4	20	5.0	11	0
Woodside	4	13	3.3	18	0
Perry	2	9	4.5	6	0
Hooker	1	4	4.0	4	0
J. Smith	2	4	2.0	3	1
Humphries	0	0	---	---	0
Raymond	1	-3	-3.0	-3	0
<b>Team</b>	<b>415</b>	<b>2051</b>	<b>4.9</b>	<b>94t</b>	<b>18</b>
<b>Opponents</b>	<b>346</b>	<b>1480</b>	<b>4.3</b>	<b>47</b>	<b>13</b>

Receiving	No.	Yds	Avg	Long	TD
C. Davis	56	835	14.9	50	4
A. Brown	51	837	16.4	73t	9
Firkser	35	338	9.7	45	1
J. Smith	32	358	11.2	63	7
Humphries	23	228	9.9	23	2
Henry	17	109	6.4	53	0
Batson	11	88	8.0	18	1
McNichols	10	44	4.4	9	0
Raymond	9	187	20.8	61	0
Swaim	9	83	9.2	16	1
Blasingame	4	39	9.8	16	0
Pruitt	4	39	9.8	22t	2
Westbrook	2	14	7.0	7	0
Hollister	1	12	12.0	12	0
Foreman	1	5	5.0	5t	1
Tannehill	1	0	0.0	0	0
<b>Team</b>	<b>266</b>	<b>3216</b>	<b>12.1</b>	<b>73t</b>	<b>28</b>
<b>Opponents</b>	<b>346</b>	<b>3670</b>	<b>10.6</b>	<b>75t</b>	<b>28</b>

Interceptions	No.	Yds	Avg	Long	TD
Butler	3	108	36.0	68	0
Hooker	3	9	3.0	6	0
Fulton	1	44	44.0	44	0
Cruikshank	1	13	13.0	13	0
Joseph TM	1	5	5.0	5	0
Borders	1	0	0.0	0	0
J. Brown	1	0	0.0	0	0
Landry	1	0	0.0	0	0
T. Smith	0	5	---	5	0
<b>Team</b>	<b>12</b>	<b>184</b>	<b>15.3</b>	<b>68</b>	<b>0</b>
<b>Opponents</b>	<b>5</b>	<b>62</b>	<b>12.4</b>	<b>25</b>	<b>0</b>

Punting	No.	Yds	Avg	Net	TB	In	Lg	B
Kern	31	1428	46.1	41.6	2	19	66	0
Allen TM	8	404	50.5	40.0	1	0	65	0
Daniel	4	157	39.3	30.0	0	0	52	1
<b>Team</b>	<b>44</b>	<b>1989</b>	<b>45.2</b>	<b>40.0</b>	<b>3</b>	<b>19</b>	<b>66</b>	<b>1</b>
<b>Opponents</b>	<b>43</b>	<b>2069</b>	<b>48.1</b>	<b>41.9</b>	<b>3</b>	<b>17</b>	<b>71</b>	<b>0</b>

Punt Returns	Ret	FC	Yds	Avg	Long	TD
Raymond	23	10	208	9.0	40	0
King LG	6	4	17	2.8	7	0
<b>Team</b>	<b>23</b>	<b>10</b>	<b>208</b>	<b>9.0</b>	<b>40</b>	<b>0</b>
<b>Opponents</b>	<b>18</b>	<b>13</b>	<b>170</b>	<b>9.4</b>	<b>57</b>	<b>0</b>

Kickoff Returns	No.	Yds	Avg	Long	TD
Raymond	15	275	18.3	30	0
Batson	11	231	21.0	35	0
Blasingame	1	11	11.0	11	0
A. Brown	1	42	42.0	42t	1
Kalu	1	2	2.0	2	0
<b>Team</b>	<b>29</b>	<b>561</b>	<b>19.3</b>	<b>42t</b>	<b>1</b>
<b>Opponents</b>	<b>27</b>	<b>577</b>	<b>21.4</b>	<b>49</b>	<b>0</b>

Field Goals	1-19	20-29	30-39	40-49	50+
Gostkowski	0/0	2/3	3/4	5/10	7/8
Sloman LG	0/0	2/3	5/5	1/2	0/1
<b>Team</b>	<b>0/0</b>	<b>2/3</b>	<b>3/4</b>	<b>5/10</b>	<b>7/8</b>
<b>Opponents</b>	<b>0/0</b>	<b>5/5</b>	<b>6/6</b>	<b>4/5</b>	<b>1/2</b>

Gostkowski: (47N,44B,42N,25G)(51G,49G)(39G,31G, 30G,51G,54G,55G)((27B,37N)  
 (51G,45N)(53N)(40G) (50G,44N)(40G,40G,22G)(49G)((53G)  
 Sloman, LA-R-Ten.: ((29N,35G,31G)(30G)(53N,30G) (32G)(28G)(42G)(22G,48B)  
 Sloman, Ten.: ((0)(0)(0)(0)(0)(0)(0)  
 TM: (47N,44B,42N,25G)(51G,49G)(39G,31G,30G,51G, 54G,55G)((27B,37N)(51G,45N)  
 (53N)(40G)(50G,44N) (40G,40G,22G)(49G)((53G)  
 OPP: ((35G)(41G,49N)(43G)(38G)(38G,30G)(33G) (22G)(24G,43G)(30G,27G,29G))  
 (27G,43G)(53B,53G)

## **TITANS LIGHT UP SCOREBOARD IN 46-25 WIN OVER LIONS**

**BY JIM WYATT  
TENNESSEE TITANS  
DECEMBER 20, 2020**

NASHVILLE – Five days before Christmas, the Titans lit up the scoreboard like a Christmas tree.

Again.

The Titans beat the Detroit Lions 46-25 on Sunday in the regular season finale at Nissan Stadium.

In doing so, the Titans became just the fifth team in NFL history to score 30-plus points with 420 offensive yards for the fifth consecutive week.

The Titans have now scored 30-plus points in nine of their 14 games this season, and scored 40-plus points on four occasions.

Titans quarterback Ryan Tannehill completed 21-of-27 passes for three touchdowns, and he also ran for a pair of touchdowns. It was the first five-touchdown game of his career.

Titans running back Derrick Henry carried the ball 24 times for 147 yards and a touchdown.

Titans receiver Corey Davis had four catches for 110 yards and a touchdown.

The Titans improved to 10-4 and remained on top of the AFC South with two games to play. The Titans have now won 10 games for the first time since the 2008 season.

There were some fireworks early in this one, and they continued throughout the game.

The Titans scored on their opening possession, as Henry ran for a three-yard touchdown to cap off a 12-play, 75-yard drive.

After the Lions answered back on a two-yard touchdown pass from quarterback Matthew Stafford to

receiver Marvin Jones, the Titans were back on the scoreboard in a hurry.

A 75-yard touchdown pass from Tannehill to Davis gave the Titans a 14-7 lead just 12 seconds later, and that was the lead at the end of the first quarter.

But the action was just getting started.

Henry unleashed his patented stiff-arm to get the crowd fired up on the team's next drive, and Tannehill finished off an eight-play, 93-yard drive with an impressive dive to the pylon on a 17-yard touchdown run to give the Titans a 21-7 lead with 9:28 left in the second quarter.

The Titans got a big defensive stop late in the second quarter, when defensive lineman DaQuan Jones forced a fumble that was recovered by linebacker Will Compton at the three-yard line on a play that originated from the Tennessee one-yard line.

But the excitement was short-lived, as Tannehill was sacked for a safety, which cut the lead to 21-9 with 3:31 left before halftime. Minutes later, running back D'Andre Swift scored on a two-yard touchdown run to cut Tennessee's lead to 21-15 with 1:02 left before halftime.

The Titans picked up points at the end of the first half as kicker Stephen Gostkowski made a 38-yard field goal at the horn to make it 24-15 at halftime.

Late in the third quarter, Lions kicker Matt Prater made a 53-yard field goal to make it 24-18 Titans.

The Titans then turned things up a few notches.

A nine-play, 83-yard drive that was capped off by a three-yard touchdown run by Tannehill was big, and the two-point conversion run by Henry, who had 50 yards rushing on the drive, made it 32-18 Titans with 14:30 left in the contest.

The Titans extended their lead to 39-18 on a two-yard touchdown pass from Tannehill to receiver A.J. Brown, which came after the Titans got a stop on a fake punt by the Lions as Nick Westbrook-Ikhine made a nice stop.

The Lions scored again with 6:23 left on another run by Swift, which made it 39-25, before the Titans capped off the scoring with a three-yard touchdown pass from Tannehill to running back Darrynton Evans with 2:07 left.

The Titans return to action next Sunday against the Packers in Green Bay.

###

# Week 15

## National Football League Game Summary

NFL Copyright © 2020 by The National Football League. All rights reserved. This summary and play-by-play is for the express purpose of assisting media in their coverage of the game; any other use of this material is prohibited without the written permission of the National Football League.

Date: Sunday, 12/20/2020

**Detroit Lions at Tennessee Titans**  
at Nissan Stadium, Nashville, TN

Start Time: 12:02 PM CST

### Game Day Weather

Game Weather: Cloudy

Temp: 46° F (7.8° C) Humidity: 86%, Wind: WSW 5 mph

Played Open Stadium on Turf: Grass

Outdoor Weather: Cloudy, Wind Chill: 44

### Officials

Referee: Boger, Jerome (23)  
Line Judge: Baynes, Rusty (59)  
Back Judge: Freeman, Brad (88)

Umpire: Anderson, Barry (20)  
Field Judge: Shaw, Dale (104)  
Replay Official: McGrath, John (0)

Down Judge: Mapp, Julian (10)  
Side Judge: Jeffries, Anthony (36)

### Lineups

Detroit Lions			
	Offense	Defense	
WR	80 D.Amendola	DT	97 N.Williams
TE	88 T.Hockenson	DT	92 K.Strong
LT	68 T.Decker	DT	91 J.Penisini
LG	73 J.Jackson	DL	95 R.Okwara
C	66 J.Dahl	LB	52 Ch.Jones
RG	76 O.Aboushi	LB	58 J.Collins
RT	72 H.Vaitai	LB	40 J.Davis
WR	11 M.Jones	CB	24 A.Oruwariye
QB	9 M.Stafford	CB	38 M.Ford
WR	12 M.Sanu	S	42 J.Kearse
RB	32 D.Swift	S	26 D.Harmon

Tennessee Titans			
	Offense	Defense	
WR	84 C.Davis	DE	94 J.Crawford
TE	81 J.Smith	NT	90 D.Jones
LT	72 D.Quessenberry	DT	98 J.Simmons
LG	76 R.Saffold III	ILB	54 R.Evans
C	60 B.Jones	ILB	51 D.Long
RG	64 N.Davis	OLB	58 H.Landry III
RT	71 D.Kelly	DB	23 T.Smith
WR	11 A.Brown	CB	33 D.King
QB	17 R.Tannehill	FS	31 K.Byard
FB	41 K.Blasingame	CB	21 M.Butler
RB	22 D.Henry	DB	37 A.Hooker

### Substitutions

### Substitutions

P 3 J.Fox, QB 4 C.Daniel, K 5 M.Prater, DB 21 T.Walker, S 25 W.Harris, CB 27 J.Coleman, RB 28 A.Peterson, RB 33 K.Johnson, S 35 M.Killebrew, RB/WR 39 J.Agnew, CB 43 A.Myres, LB 44 J.Reeves-Maybin, LB/FB 45 J.Cabinda, LS 48 D.Muhlbach, S 49 C.Moore, LB 51 J.Tavai, LB 59 R.Ragland, C 60 M.Martin, T 67 M.Nelson, T 70 D.Skipper, DL 75 F.Herron, TE 83 J.James, TE 86 H.Bryant, WR 87 Q.Cephus, DE 94 A.Bryant

K 3 S.Gostkowski, QB 5 L.Woodside, P 6 B.Kern, WR 13 C.Batson, WR 15 N.Westbrook-Ikhine, RB 20 S.Perry, CB 25 A.Jackson, RB 28 J.McNichols, CB 30 C.Milton, RB 32 D.Evans, DB 35 C.Jackson, CB 36 K.Orr, DB 46 J.Kalu, LS 47 M.Overton, LB 49 N.Dzubnar, OLB 50 D.Roberson, LB 53 W.Compton, LB 56 D.Bates, DE 57 W.Ray, G/C 62 A.Brewer, G/C 75 J.Douglas, T 78 M.Newhouse, TE 85 M.Pruitt, TE 86 A.Firkser, DE 92 M.Dickerson, DT 93 T.Tart

### Did Not Play

### Did Not Play

QB 10 D.Blough

### Not Active

### Not Active

WR 19 K.Golladay, CB 29 D.Roberts, RB 41 J.Williams, OL 61 L.Stenberg, OL 65 T.Crosby, DE 69 K.Martin, OL 77 F.Ragnow

S 24 K.Vaccaro, DB 26 K.Fulton, LB 42 B.Reed, RB 45 D.Foreman, C 52 D.Munyer, TE 87 G.Swaim, DL 91 L.Murchison

### Field Goals (made ( ) & missed)

M.Prater (53)

S.Gostkowski (38)

		1	2	3	4	OT	Total
VISITOR:	Detroit Lions	7	8	3	7	0	25
HOME:	Tennessee Titans	14	10	0	22	0	46

### Scoring Plays

Team	Qtr	Time	Play Description (Extra Point) (Drive Info)	Visitor	Home
Titans	1	8:40	D.Henry 3 yd. run (S.Gostkowski kick) (12-75, 6:20)	0	7
Lions	1	1:34	M.Jones 2 yd. pass from M.Stafford (M.Prater kick) (14-75, 7:06)	7	7
Titans	1	1:22	C.Davis 75 yd. pass from R.Tannehill (S.Gostkowski kick) (1-75, 0:12)	7	14
Titans	2	9:28	R.Tannehill 17 yd. run (S.Gostkowski kick) (8-93, 3:14)	7	21
Lions	2	3:31	R.Tannehill sacked in end zone by R.Okwara for a Safety	9	21
Lions	2	1:02	D.Swift 2 yd. run (kick failed, wl) (5-55, 2:29)	15	21
Titans	2	0:00	S.Gostkowski 38 yd. Field Goal (8-52, 1:02)	15	24
Lions	3	4:09	M.Prater 53 yd. Field Goal (6-58, 1:49)	18	24

# Week 15

## National Football League Game Summary

NFL Copyright © 2020 by The National Football League. All rights reserved. This summary and play-by-play is for the express purpose of assisting media in their coverage of the game; any other use of this material is prohibited without the written permission of the National Football League.

---

Titans	4	14:30	R.Tannehill 3 yd. run (D.Henry run) (9-83, 4:39)	18	32
Titans	4	9:00	A.Brown 2 yd. pass from R.Tannehill (S.Gostkowski kick) (6-34, 3:02)	18	39
Lions	4	6:23	D.Swift 6 yd. run (M.Prater kick) (6-60, 2:37)	25	39
Titans	4	2:07	D.Evans 3 yd. pass from R.Tannehill (S.Gostkowski kick) (10-45, 4:16)	25	46
Paid Attendance: 13,797				Time: 3:00	

# Final Individual Statistics

## Detroit Lions

## Tennessee Titans

RUSHING	ATT	YDS	AVG	LG	TD	RUSHING	ATT	YDS	AVG	LG	TD
D.Swift	15	67	4.5	11	2	D.Henry	24	147	6.1	33	1
A.Peterson	6	23	3.8	8	0	D.Evans	8	30	3.8	9	0
M.Stafford	2	12	6.0	12	0	R.Tannehill	3	21	7.0	17	2
C.Daniel	1	11	11.0	11	0	L.Woodside	3	-3	-1.0	-1	0
J.Agnew	1	7	7.0	7	0						
C.Moore	1	3	3.0	3	0						
T.Hockenson	1	0	0.0	0	0						
Total	27	123	4.6	12	2	Total	38	195	5.1	33	3

PASSING	ATT	CMP	YDS	SK/YD	TD	LG	IN	RT	PASSING	ATT	CMP	YDS	SK/YD	TD	LG	IN	RT
M.Stafford	32	22	252	0/0	1	44	0	102.6	R.Tannehill	27	21	273	1/5	3	75	0	145.8
C.Daniel	6	5	55	0/0	0	21	1	65.3									
Total	38	27	307	0/0	1	44	1	92.8	Total	27	21	273	1/5	3	75	0	145.8

PASS RECEIVING	TAR	REC	YDS	AVG	LG	TD	PASS RECEIVING	TAR	REC	YDS	AVG	LG	TD
M.Jones	12	10	112	11.2	39	1	J.Smith	5	5	52	10.4	19	0
M.Sanu	5	4	38	9.5	14	0	A.Brown	6	5	44	8.8	14	1
D.Swift	5	4	15	3.8	8	0	C.Davis	6	4	110	27.5	75	1
D.Amendola	4	3	20	6.7	11	0	D.Evans	2	2	27	13.5	24	1
T.Hockenson	4	2	18	9.0	11	0	D.Henry	2	2	5	2.5	6	0
H.Bryant	2	1	44	44.0	44	0	A.Firkser	1	1	20	20.0	20	0
Q.Cephus	3	1	36	36.0	36	0	M.Pruitt	2	1	10	10.0	10	0
J.Agnew	1	1	13	13.0	13	0	J.McNichols	1	1	5	5.0	5	0
J.James	1	1	11	11.0	11	0	C.Batson	1	0	0	0.0	0	0
Total	37	27	307	11.4	44	1	Total	26	21	273	13.0	75	3

INTERCEPTIONS	NO	YDS	AVG	LG	TD	INTERCEPTIONS	NO	YDS	AVG	LG	TD
Total	0	0	0	0	0	K.Byard	1	0	0.0	0	0
						Total	1	0	0.0	0	0

PUNTING	NO	YDS	AVG	NET	TB	IN20	LG	PUNTING	NO	YDS	AVG	NET	TB	IN20	LG
J.Fox	1	36	36.0	36.0	0	1	36	B.Kern	1	47	47.0	48.0	0	1	47
Total	1	36	36.0	36.0	0	1	36	Total	1	47	47.0	48.0	0	1	47

PUNT RETURNS	NO	YDS	AVG	FC	LG	TD	PUNT RETURNS	NO	YDS	AVG	FC	LG	TD
J.Agnew	1	-1	-1.0	0	-1	0	C.Batson	0	0	0.0	1	0	0
Total	1	-1	-1.0	0	-1	0	Total	0	0	0.0	1	0	0

KICKOFF RETURNS	NO	YDS	AVG	FC	LG	TD	KICKOFF RETURNS	NO	YDS	AVG	FC	LG	TD
J.Agnew	4	116	29.0	0	43	0	D.Evans	2	45	22.5	0	28	0
[TOUCHBACK]	4	0	0.0	0	0	0	[TOUCHBACK]	2	0	0.0	0	0	0
Total	4	116	29.0	0	43	0	Total	2	45	22.5	0	28	0

### Detroit Lions

FUMBLES	FUM	LOST	OWN-REC	YDS	TD	FORCED	OPP-REC	YDS	TD	OUT-BDS
T.Hockenson	1	1	0	0	0	0	0	0	0	0
D.Swift	1	1	0	0	0	0	0	0	0	0
J.Dahl	1	0	0	-6	0	0	0	0	0	0
M.Stafford	0	0	1	-1	0	0	0	0	0	0
Total	3	2	1	-7	0	0	0	0	0	0

### Tennessee Titans

FUMBLES	FUM	LOST	OWN-REC	YDS	TD	FORCED	OPP-REC	YDS	TD	OUT-BDS
D.Jones	0	0	0	0	0	1	0	0	0	0
D.Roberson	0	0	0	0	0	1	0	0	0	0
W.Compton	0	0	0	0	0	0	1	0	0	0
J.Simmons	0	0	0	0	0	0	1	0	0	0
Total	0	0	0	0	0	2	2	0	0	0

## Final Team Statistics

	Visitor Lions	Home Titans
TOTAL FIRST DOWNS	27	28
By Rushing	8	10
By Passing	18	17
By Penalty	1	1
THIRD DOWN EFFICIENCY	7-12-58%	9-11-82%
FOURTH DOWN EFFICIENCY	0-1-0%	0-0-0%
TOTAL NET YARDS	430	463
Total Offensive Plays (inc. times thrown passing)	65	66
Average gain per offensive play	6.6	7.0
NET YARDS RUSHING	123	195
Total Rushing Plays	27	38
Average gain per rushing play	4.6	5.1
Tackles for a loss-number and yards	2-3	4-8
NET YARDS PASSING	307	268
Times thrown - yards lost attempting to pass	0-0	1-5
Gross yards passing	307	273
PASS ATTEMPTS-COMPLETIONS-HAD INTERCEPTED	38-27-1	27-21-0
Avg gain per pass play (inc.# thrown passing)	8.1	9.6
KICKOFFS Number-In End Zone-Touchbacks	5-4-2	8-7-4
PUNTS Number and Average	1-36.0	1-47.0
Had Blocked	0	0
FGs - PATs Had Blocked	0-0	0-0
Net Punting Average	36.0	48.0
TOTAL RETURN YARDAGE (Not Including Kickoffs)	-1	0
No. and Yards Punt Returns	1--1	0-0
No. and Yards Kickoff Returns	4-116	2-45
No. and Yards Interception Returns	0-0	1-0
PENALTIES Number and Yards	3-33	3-22
FUMBLES Number and Lost	3-2	0-0
TOUCHDOWNS	3	6
Rushing	2	3
Passing	1	3
EXTRA POINTS Made-Attempts	2-3	6-6
Kicking Made-Attempts	2-3	5-5
Rushing Made-Attempts	0-0	1-1
FIELD GOALS Made-Attempts	1-1	1-1
RED ZONE EFFICIENCY	3-4-75%	5-5-100%
GOAL TO GO EFFICIENCY	3-4-75%	4-4-100%
SAFETIES	1	0
FINAL SCORE	25	46
TIME OF POSSESSION	31:38	28:22

## Ball Possession And Drive Chart

### Detroit Lions

#	Time Recd	Time Lost	Time Poss	How Ball Obtained	Drive Began	# Play	Yds Gain	Yds Pen	Net Yds	1st Down	Last Scrm	How Given Up
1	8:40	1:34	7:06	Kickoff	DET 25	14	75	0	75	6	* TEN 2	Touchdown
2	1:22	12:42	3:40	Kickoff	DET 31	8	26	0	26	2	TEN 43	Punt
3	9:28	4:12	5:16	Kickoff	DET 25	9	72	0	72	3	* TEN 1	Fumble
4	3:31	1:02	2:29	Kickoff	DET 45	5	55	0	55	3	* TEN 2	Touchdown
5	15:00	9:22	5:38	Kickoff	DET 25	11	64	-10	54	4	TEN 21	Fumble
6	5:58	4:09	1:49	Punt	DET 7	6	46	12	58	3	TEN 35	Field Goal
7	14:30	12:02	2:28	Kickoff	DET 25	4	9	0	9	0	DET 31	Downs
8	9:00	6:23	2:37	Kickoff	DET 40	6	60	0	60	5	* TEN 6	Touchdown
9	2:07	1:32	0:35	Kickoff	DET 25	3	16	0	16	1	DET 41	Interception

(248) Average DET 28

### Tennessee Titans

#	Time Recd	Time Lost	Time Poss	How Ball Obtained	Drive Began	# Play	Yds Gain	Yds Pen	Net Yds	1st Down	Last Scrm	How Given Up
1	15:00	8:40	6:20	Kickoff	TEN 25	12	75	0	75	6	* DET 3	Touchdown
2	1:34	1:22	0:12	Kickoff	TEN 25	1	75	0	75	1	TEN 25	Touchdown
3	12:42	9:28	3:14	Punt	TEN 7	8	70	23	93	5	* DET 17	Touchdown
4	4:12	3:31	0:41	Fumble	TEN 3	2	-3	0	-3	0	TEN 5	Safety
5	1:02	0:00	1:02	Kickoff	TEN 28	8	57	-5	52	3	DET 20	Field Goal
6	9:22	5:58	3:24	Fumble	TEN 20	8	25	0	25	2	TEN 45	Punt
7	4:09	14:30	4:39	Kickoff	TEN 17	9	83	0	83	4	* DET 3	Touchdown
8	12:02	9:00	3:02	Downs	DET 34	6	39	-5	34	3	* DET 2	Touchdown
9	6:23	2:07	4:16	Kickoff	DET 45	10	45	0	45	4	* DET 3	Touchdown
10	1:32	0:00	1:32	Interception	TEN 40	3	-3	0	-3	0	TEN 38	End of Game

(286) Average TEN 29

\* inside opponent's 20

Time of Possession by Quarter		1st	2nd	3rd	4th	OT	Total
Visitor	Detroit Lions	8:28	10:03	7:27	5:40		31:38
Home	Tennessee Titans	6:32	4:57	7:33	9:20		28:22
Kickoff Drive No.-Start Average		Lions: 8 - DET 30		Titans: 4 - TEN 24			









# First Quarter

DET wins the coin toss and elects to defer. TEN elects to Receive, and DET elects to defend the south goal.

M.Prater kicks 65 yards from DET 35 to end zone, Touchback.

Tennessee Titans at 15:00

- 1-10-TEN 25 (15:00) D.Henry left tackle to TEN 27 for 2 yards (R.Okwara).
- 2-8-TEN 27 (14:26) R.Tannehill pass short right to D.Henry pushed ob at TEN 33 for 6 yards (A.Oruwariye).
- 3-2-TEN 33 (13:50) (Shotgun) R.Tannehill pass short right to A.Brown to TEN 39 for 6 yards (A.Oruwariye). P1
- 1-10-TEN 39 (13:13) D.Henry right tackle to TEN 35 for -4 yards (A.Bryant).
- 2-14-TEN 35 (12:37) (Shotgun) R.Tannehill pass deep right to J.Smith to DET 46 for 19 yards (D.Harmon). P2
- 1-10-DET 46 (11:56) D.Henry left tackle to DET 42 for 4 yards (J.Penisini).
- 2-6-DET 42 (11:15) R.Tannehill pass short left to A.Brown to DET 32 for 10 yards (D.Harmon; M.Ford). P3
- 1-10-DET 32 (10:36) (No Huddle) D.Henry right guard to DET 27 for 5 yards (Ch.Jones).
- 2-5-DET 27 (10:10) (No Huddle, Shotgun) R.Tannehill pass short middle to M.Pruitt to DET 17 for 10 yards (J.Kearse, J.Tavai). P4
- 1-10-DET 17 (9:35) (No Huddle) D.Henry left guard to DET 8 for 9 yards (F.Herron).
- 2-1-DET 8 (9:04) (No Huddle) D.Henry up the middle to DET 3 for 5 yards (K.Strong, D.Harmon). R5
- 1-3-DET 3 (8:46) (No Huddle) D.Henry left end for 3 yards, TOUCHDOWN. R6

S.Gostkowski extra point is GOOD, Center-M.Overton, Holder-B.Kern.

DET 0 TEN 7, 12 plays, 75 yards, 6:20 drive, 6:20 elapsed

S.Gostkowski kicks 65 yards from TEN 35 to end zone, Touchback.

Detroit Lions at 8:40

- 1-10-DET 25 (8:40) (Shotgun) M.Stafford pass short right to D.Swift to DET 25 for no gain (M.Butler).
- 2-10-DET 25 (8:20) (No Huddle, Shotgun) M.Stafford pass short right to M.Jones pushed ob at DET 31 for 6 yards (M.Butler).
- 3-4-DET 31 (8:01) (No Huddle, Shotgun) M.Stafford pass short left to M.Jones to DET 35 for 4 yards (M.Butler). P1
- 1-10-DET 35 (7:24) D.Swift right end pushed ob at DET 42 for 7 yards (M.Butler).
- 2-3-DET 42 (6:49) (Shotgun) M.Stafford pass short right to J.Agnew to TEN 45 for 13 yards (J.Simmons; R.Evans) [J.Crawford]. P2
- 1-10-TEN 45 (6:11) D.Swift left tackle to TEN 42 for 3 yards (A.Hooker; H.Landry III).
- 2-7-TEN 42 (5:30) (Shotgun) M.Stafford pass incomplete short middle to M.Jones.
- 3-7-TEN 42 (5:26) (Shotgun) M.Stafford pass short left to T.Hockenson to TEN 31 for 11 yards (A.Hooker). P3
- 1-10-TEN 31 (4:50) (Shotgun) M.Stafford pass short right to M.Jones to TEN 19 for 12 yards (K.Byard). P4
- 1-10-TEN 19 (4:13) (Shotgun) A.Peterson right tackle to TEN 12 for 7 yards (J.Crawford).
- 2-3-TEN 12 (3:36) A.Peterson left guard to TEN 4 for 8 yards (D.Long, K.Byard). R5
- 1-4-TEN 4 (2:55) A.Peterson left guard to TEN 1 for 3 yards (D.Long; H.Landry III).
- 2-1-TEN 1 (2:18) (Shotgun) A.Peterson left guard to TEN 2 for -1 yards (K.Byard, D.Long).
- 3-2-TEN 2 (1:38) (Shotgun) M.Stafford pass short middle to M.Jones for 2 yards, TOUCHDOWN. P6

M.Prater extra point is GOOD, Center-D.Muhlbach, Holder-J.Fox.

DET 7 TEN 7, 14 plays, 75 yards, 7:06 drive, 13:26 elapsed

M.Prater kicks 65 yards from DET 35 to end zone, Touchback.

Tennessee Titans at 1:34

- 1-10-TEN 25 (1:34) R.Tannehill pass deep left to C.Davis for 75 yards, TOUCHDOWN. P7
- S.Gostkowski extra point is GOOD, Center-M.Overton, Holder-B.Kern.

DET 7 TEN 14, 1 plays, 75 yards, 0:12 drive, 13:38 elapsed

S.Gostkowski kicks 66 yards from TEN 35 to DET -1. J.Agnew to DET 31 for 32 yards (K.Orr; J.Kalu).

Detroit Lions at 1:22, (1st play from scrimmage 1:17)

- 1-10-DET 31 (1:17) M.Stafford pass short right to M.Jones to DET 37 for 6 yards (D.King).
- 2-4-DET 37 (:39) (Shotgun) M.Stafford pass incomplete deep left to T.Hockenson (K.Byard).
- 3-4-DET 37 (:33) (Shotgun) M.Stafford pass short right to M.Sanu to DET 42 for 5 yards (T.Smith; D.Long). P7

END OF QUARTER

	Score	Time Poss	First Downs				Efficiencies	
			R	P	X	T	3 Down	4 Down
Detroit Lions	7	8:28	1	6	0	7	4/4	0/0
Tennessee Titans	14	6:32	2	5	0	7	1/1	0/0

# Second Quarter

12/20/2020

## Play By Play

Detroit Lions continued.

- 1-10-DET 42 (15:00) (Shotgun) M.Stafford pass short left to D.Swift to 50 for 8 yards (R.Evans, D.King).
- 2-2-50 (14:22) D.Swift up the middle to TEN 47 for 3 yards (D.Long, R.Evans). R8
- 1-10-TEN 47 (13:41) (Shotgun) D.Swift left tackle to TEN 43 for 4 yards (D.Long).
- 2-6-TEN 43 (13:02) (Shotgun) M.Stafford pass incomplete short right to T.Hockenson.
- 3-6-TEN 43 (12:56) (Shotgun) M.Stafford pass incomplete short right [H.Landry III].
- 4-6-TEN 43 (12:49) J.Fox punts 36 yards to TEN 7, Center-D.Muhlbach, fair catch by C.Batson.

Tennessee Titans at 12:42

- 1-10-TEN 7 (12:42) D.Henry left guard to TEN 19 for 12 yards (A.Myres, D.Harmon). R8  
Penalty on DET-A.Bryant, Defensive Offside, declined.
- 1-10-TEN 19 (12:26) D.Henry left tackle to TEN 27 for 8 yards (J.Kearse, J.Collins).
- 2-2-TEN 27 (11:50) (No Huddle, Shotgun) R.Tannehill pass incomplete deep left to A.Brown [N.Williams].  
PENALTY on DET-A.Myres, Defensive Pass Interference, 23 yards, enforced at TEN 27 - No Play. X9
- 1-10-50 (11:45) D.Henry left tackle pushed ob at DET 37 for 13 yards (W.Harris). R10
- 1-10-DET 37 (11:25) (No Huddle) R.Tannehill pass incomplete deep left to M.Pruitt (J.Kearse).
- 2-10-DET 37 (11:21) D.Henry left guard to DET 31 for 6 yards (A.Bryant).
- 3-4-DET 31 (10:41) (Shotgun) R.Tannehill pass short middle to C.Davis to DET 24 for 7 yards (A.Oruwariye). P11
- 1-10-DET 24 (10:04) D.Henry left end pushed ob at DET 17 for 7 yards (A.Myres). DET-F.Herron was injured during the play.
- 2-3-DET 17 (9:38) R.Tannehill left end for 17 yards, TOUCHDOWN. R12  
S.Gostkowski extra point is GOOD, Center-M.Overton, Holder-B.Kern.

DET 7 TEN 21, 8 plays, 93 yards, 1 penalty, 3:14 drive, 5:32 elapsed

S.Gostkowski kicks 68 yards from TEN 35 to DET -3. J.Agnew to DET 25 for 28 yards (W.Ray, S.Perry).

Detroit Lions at 9:28, (1st play from scrimmage 9:22)

- 1-10-DET 25 (9:22) (Shotgun) M.Stafford pass short right to D.Swift to DET 27 for 2 yards (D.Long; A.Jackson).
- 2-8-DET 27 (8:36) (Shotgun) D.Swift left end pushed ob at DET 32 for 5 yards (M.Butler).
- 3-3-DET 32 (7:51) (Shotgun) M.Stafford pass short right to D.Swift to DET 37 for 5 yards (A.Hooker). P9
- 1-10-DET 37 (7:10) (Shotgun) M.Stafford pass deep middle to H.Bryant to TEN 19 for 44 yards (A.Hooker; M.Butler). P10
- 1-10-TEN 19 (6:28) D.Swift right guard to TEN 17 for 2 yards (D.Jones).
- 2-8-TEN 17 (5:44) (Shotgun) M.Stafford scrambles left tackle ran ob at TEN 5 for 12 yards (M.Butler). R11
- 1-5-TEN 5 (5:05) M.Stafford pass incomplete short right to Q.Cephus.
- 2-5-TEN 5 (5:01) D.Swift up the middle to TEN 1 for 4 yards (D.Long; K.Byard).
- 3-1-TEN 1 (4:19) D.Swift up the middle to TEN 1 for no gain (D.Jones). FUMBLES (D.Jones), RECOVERED by TEN-W.Compton at TEN 3. W.Compton to TEN 3 for no gain (H.Vaitai).

Tennessee Titans at 4:12

- 1-10-TEN 3 (4:12) D.Henry up the middle to TEN 5 for 2 yards (J.Davis).
- 2-8-TEN 5 (3:35) (Shotgun) R.Tannehill sacked in End Zone for -5 yards, SAFETY (R.Okwara).

DET 9 TEN 21, Safety, 11:29 elapsed

B.Kern kicks 48 yards from TEN 20 to DET 32. J.Agnew to DET 45 for 13 yards (N.Dzubnar).

Detroit Lions at 3:31, (1st play from scrimmage 3:28)

- 1-10-DET 45 (3:28) M.Stafford pass short right to T.Hockenson to TEN 48 for 7 yards (K.Byard, D.Long).
- 2-3-TEN 48 (2:43) D.Swift left tackle to TEN 47 for 1 yard (D.Jones).

Two-Minute Warning

- 3-2-TEN 47 (2:00) (Shotgun) M.Stafford pass short middle to M.Jones to TEN 41 for 6 yards (R.Evans). P12
- 1-10-TEN 41 (1:23) (Shotgun) M.Stafford pass deep right to M.Jones to TEN 2 for 39 yards (M.Butler). P13  
Timeout #1 by TEN at 01:06.
- 1-2-TEN 2 (1:06) (Shotgun) D.Swift left tackle for 2 yards, TOUCHDOWN. R14  
M.Prater extra point is No Good, Wide Left, Center-D.Muhlbach, Holder-J.Fox.

DET 15 TEN 21, 5 plays, 55 yards, 2:29 drive, 13:58 elapsed

M.Prater kicks 65 yards from DET 35 to TEN 0. D.Evans to TEN 28 for 28 yards (J.Agnew).

Tennessee Titans at 1:02, (1st play from scrimmage 0:57)

- 1-10-TEN 28 (:57) (Shotgun) D.Henry right guard to TEN 36 for 8 yards (J.Collins, J.Tavai).

Detroit Lions vs Tennessee Titans at Nissan Stadium

- 2-2-TEN 36 (:41) (No Huddle, Shotgun) R.Tannehill pass short left to A.Brown pushed ob at 50 for 14 yards (T.Walker). P13
- 1-10-50 (:37) (Shotgun) R.Tannehill pass incomplete deep right.
- 2-10-50 (:33) (Shotgun) R.Tannehill pass incomplete short left to A.Brown (A.Myres).
- 3-10-50 (:29) (Shotgun) R.Tannehill pass short right to C.Davis to DET 36 for 14 yards (A.Myres). P14  
Timeout #2 by TEN at 00:22.
- 1-10-DET 36 (:22) (Shotgun) PENALTY on TEN-C.Davis, False Start, 5 yards, enforced at DET 36 - No Play.
- 1-15-DET 41 (:22) (Shotgun) R.Tannehill pass short middle to J.Smith pushed ob at DET 25 for 16 yards (D.Harmon). P15
- 1-10-DET 25 (:14) (Shotgun) R.Tannehill pass short right to J.McNichols to DET 20 for 5 yards (J.Tavai).  
Timeout #3 by TEN at 00:03.
- 2-5-DET 20 (:03) S.Gostkowski 38 yard field goal is GOOD, Center-M.Overton, Holder-B.Kern.

DET 15 TEN 24, 8 plays, 52 yards, 1:02 drive, 15:00 elapsed

END OF QUARTER

	Score	Time Poss	First Downs				Efficiencies	
			R	P	X	T	3 Down	4 Down
Detroit Lions	15	10:03	3	4	0	7	2/4	0/0
Tennessee Titans	24	4:57	3	4	1	8	2/2	0/0

# Third Quarter

12/20/2020

## Play By Play

DET elects to Receive, and TEN elects to defend the South goal.

S.Gostkowski kicks 65 yards from TEN 35 to end zone, Touchback.

### Detroit Lions at 15:00

1-10-DET 25	(15:00) (Shotgun) M.Stafford pass short middle to M.Sanu to DET 37 for 12 yards (A.Hooker, R.Evans).	P15
<u>1-10-DET 37</u>	(14:21) D.Swift left tackle to DET 44 for 7 yards (K.Byard).	
2-3-DET 44	(13:38) M.Stafford pass incomplete deep left to M.Jones.	
3-3-DET 44	(13:33) (Shotgun) PENALTY on DET-M.Nelson, False Start, 5 yards, enforced at DET 44 - No Play.	
3-8-DET 39	(13:33) (Shotgun) PENALTY on DET, Delay of Game, 5 yards, enforced at DET 39 - No Play.	
3-13-DET 34	(13:33) (Shotgun) M.Stafford pass short left to M.Sanu to DET 48 for 14 yards (J.Kalu).	P16
<u>1-10-DET 48</u>	(12:53) M.Stafford pass incomplete deep left to Q.Cephus.	
2-10-DET 48	(12:46) (Shotgun) D.Swift up the middle to TEN 41 for 11 yards (R.Evans).	R17
<u>1-10-TEN 41</u>	(12:05) (Shotgun) A.Peterson up the middle to TEN 37 for 4 yards (R.Evans).	
2-6-TEN 37	(11:28) (Shotgun) M.Stafford pass short left to M.Sanu to TEN 30 for 7 yards (R.Evans).	P18
<u>1-10-TEN 30</u>	(10:48) J.Agnew right end pushed ob at TEN 23 for 7 yards (M.Butler).	
2-3-TEN 23	(10:11) (Shotgun) A.Peterson left guard to TEN 21 for 2 yards (K.Byard, J.Simmons).	
3-1-TEN 21	(9:29) T.Hockenson right end to TEN 20 for 1 yard (D.Long). Tennessee challenged the runner was down by contact ruling, and the play was REVERSED. T.Hockenson right end to TEN 21 for no gain (D.Long, D.Roberson). FUMBLES (D.Roberson), RECOVERED by TEN-J.Simmons at TEN 20.	

### Tennessee Titans at 9:22

1-10-TEN 20	(9:22) R.Tannehill pass short right to J.Smith to TEN 25 for 5 yards (A.Oruwariye, J.Davis).	
2-5-TEN 25	(8:46) (No Huddle) D.Henry right tackle to TEN 35 for 10 yards (J.Collins; J.Penisini).	R16
<u>1-10-TEN 35</u>	(8:17) D.Henry left guard to TEN 40 for 5 yards (A.Bryant).	
2-5-TEN 40	(7:47) (No Huddle) R.Tannehill pass incomplete deep right to C.Davis.	
3-5-TEN 40	(7:42) (Shotgun) R.Tannehill pass short left to J.Smith to TEN 45 for 5 yards (A.Myres).	P17
<u>1-10-TEN 45</u>	(7:04) D.Henry right tackle to TEN 46 for 1 yard (R.Okwara, A.Bryant).	
2-9-TEN 46	(6:40) (No Huddle) R.Tannehill pass short left to D.Henry to TEN 45 for -1 yards (J.Collins). DET-J.Collins was injured during the play.	
3-10-TEN 45	(6:13) (Shotgun) R.Tannehill pass incomplete deep right to C.Batson. DET-T.Walker was injured during the play.	
4-10-TEN 45	(6:07) B.Kern punts 47 yards to DET 8, Center-M.Overton. J.Agnew to DET 7 for -1 yards (N.Westbrook-Ikhine).	

### Detroit Lions at 5:58

1-10-DET 7	(5:58) D.Swift left guard to DET 17 for 10 yards (A.Hooker, K.Byard).	R19
<u>1-10-DET 17</u>	(5:16) M.Stafford pass deep left to Q.Cephus to TEN 47 for 36 yards (T.Smith, K.Byard).	P20
<u>1-10-TEN 47</u>	(4:33) M.Stafford pass incomplete short right to M.Jones. PENALTY on TEN-D.King, Defensive Pass Interference, 12 yards, enforced at TEN 47 - No Play.	X21
<u>1-10-TEN 35</u>	(4:28) (Shotgun) M.Stafford pass incomplete deep right to H.Bryant (D.Long) [J.Simmons].	
2-10-TEN 35	(4:21) (Shotgun) M.Stafford pass incomplete short left to D.Swift.	
3-10-TEN 35	(4:17) (Shotgun) M.Stafford pass incomplete short middle to M.Sanu.	
4-10-TEN 35	(4:14) M.Prater 53 yard field goal is GOOD, Center-D.Muhlbach, Holder-J.Fox. Penalty on TEN-D.Bates, Defensive Offside, declined.	

DET 18 TEN 24, 6 plays, 58 yards, 1 penalty, 1:49 drive, 10:51 elapsed
--

M.Prater kicks 65 yards from DET 35 to TEN 0. D.Evans to TEN 17 for 17 yards (M.Killebrew).

### Tennessee Titans at 4:09, (1st play from scrimmage 4:03)

1-10-TEN 17	(4:03) D.Henry right end to TEN 15 for -2 yards (F.Herron, A.Bryant).	
2-12-TEN 15	(3:25) (Shotgun) R.Tannehill scrambles right guard to TEN 16 for 1 yard (A.Bryant, J.Kearse).	
3-11-TEN 16	(2:46) (Shotgun) R.Tannehill pass short middle to A.Firkser to TEN 36 for 20 yards (T.Walker).	P18
<u>1-10-TEN 36</u>	(2:05) D.Henry left guard to TEN 41 for 5 yards (R.Ragland, D.Harmon).	
2-5-TEN 41	(1:29) R.Tannehill pass short middle to C.Davis to DET 45 for 14 yards (A.Oruwariye).	P19
<u>1-10-DET 45</u>	(:54) (No Huddle) D.Henry right tackle to DET 41 for 4 yards (R.Ragland; J.Penisini).	
2-6-DET 41	(:22) D.Henry up the middle to DET 36 for 5 yards (R.Ragland).	

### END OF QUARTER

	Score	Time Poss	First Downs				Efficiencies	
			R	P	X	T	3 Down	4 Down
Detroit Lions	18	7:27	2	4	1	7	1/3	0/0
Tennessee Titans	24	7:33	1	3	0	4	2/3	0/0

# Fourth Quarter

12/20/2020

Play By Play

Tennessee Titans continued.

- 3-1-DET 36 (15:00) (Shotgun) D.Henry right end to DET 3 for 33 yards (D.Harmon). R20
- 1-3-DET 3 (14:33) (Shotgun) R.Tannehill right tackle for 3 yards, TOUCHDOWN. R21
- TWO-POINT CONVERSION ATTEMPT. D.Henry rushes up the middle. ATTEMPT SUCCEEDS.

DET 18 TEN 32, 9 plays, 83 yards, 4:39 drive, 0:30 elapsed

S.Gostkowski kicks 65 yards from TEN 35 to end zone, Touchback.

Detroit Lions at 14:30

- 1-10-DET 25 (14:30) (Shotgun) M.Stafford pass short right to D.Amendola to DET 27 for 2 yards (H.Landry III).
- 2-8-DET 27 (13:44) (Shotgun) M.Stafford Aborted. J.Dahl FUMBLES at DET 27, recovered by DET-M.Stafford at DET 21. M.Stafford to DET 20 for -1 yards (T.Tart).
- 3-15-DET 20 (12:57) (Shotgun) M.Stafford pass short middle to D.Amendola to DET 31 for 11 yards (A.Jackson) [J.Simmons].
- 4-4-DET 31 (12:09) (Punt formation) Direct snap to C.Moore. C.Moore right end to DET 34 for 3 yards (N.Westbrook-Ikhine).

Tennessee Titans at 12:02

- 1-10-DET 34 (12:02) D.Evans left end to DET 31 for 3 yards (J.Kearse, J.Penisini).
- 2-7-DET 31 (11:19) R.Tannehill pass short right to J.Smith pushed ob at DET 24 for 7 yards (J.Davis). P22
- 1-10-DET 24 (10:53) (No Huddle) PENALTY on TEN-M.Pruitt, False Start, 5 yards, enforced at DET 24 - No Play.
- 1-15-DET 29 (10:53) (Shotgun) R.Tannehill pass short right to D.Evans pushed ob at DET 5 for 24 yards (A.Myres). P23
- 1-5-DET 5 (10:21) (No Huddle) D.Evans up the middle to DET 1 for 4 yards (D.Harmon; J.Penisini).
- 2-1-DET 1 (9:46) (No Huddle) D.Evans up the middle to DET 2 for -1 yards (J.Penisini, A.Bryant).
- 3-2-DET 2 (9:04) (Shotgun) R.Tannehill pass short right to A.Brown for 2 yards, TOUCHDOWN. P24
- S.Gostkowski extra point is GOOD, Center-M.Overton, Holder-B.Kern.

DET 18 TEN 39, 6 plays, 34 yards, 3:02 drive, 6:00 elapsed

S.Gostkowski kicks 68 yards from TEN 35 to DET -3. J.Agnew to DET 40 for 43 yards (S.Gostkowski, J.Kalu).

Detroit Lions at 9:00, (1st play from scrimmage 8:54)

- 1-10-DET 40 (8:54) (Shotgun) D.Swift up the middle to DET 44 for 4 yards (A.Hooker).
- 2-6-DET 44 (8:36) (No Huddle, Shotgun) C.Daniel pass short right to D.Amendola to TEN 49 for 7 yards (C.Jackson, H.Landry III). P22
- 1-10-TEN 49 (8:11) (No Huddle, Shotgun) C.Daniel scrambles right end pushed ob at TEN 38 for 11 yards (K.Byard). R23
- 1-10-TEN 38 (7:37) (Shotgun) C.Daniel pass deep right to M.Jones to TEN 17 for 21 yards (C.Jackson). P24
- 1-10-TEN 17 (7:06) (No Huddle) C.Daniel pass short left to J.James to TEN 6 for 11 yards (J.Kalu). P25
- 1-6-TEN 6 (6:27) (Shotgun) D.Swift left tackle for 6 yards, TOUCHDOWN. R26
- M.Prater extra point is GOOD, Center-D.Muhlbach, Holder-J.Fox.

DET 25 TEN 39, 6 plays, 60 yards, 2:37 drive, 8:37 elapsed

J.Fox kicks inside 10 yards from DET 35 to DET 45. C.Davis (didn't try to advance) to DET 45 for no gain.

Tennessee Titans at 6:23, (1st play from scrimmage 6:22)

- 1-10-DET 45 (6:22) D.Henry left tackle to DET 42 for 3 yards (K.Strong, R.Ragland).
- 2-7-DET 42 (5:36) D.Henry left guard to DET 39 for 3 yards (J.Kearse).
- 3-4-DET 39 (4:53) (Shotgun) R.Tannehill pass short left to A.Brown to DET 27 for 12 yards (Ch.Jones). P25
- 1-10-DET 27 (4:03) D.Evans right end to DET 23 for 4 yards (Ch.Jones; R.Ragland).  
Timeout #1 by DET at 03:57.
- 2-6-DET 23 (3:57) D.Evans right tackle to DET 15 for 8 yards (D.Harmon, J.Kearse). R26
- 1-10-DET 15 (3:11) D.Evans left tackle to DET 6 for 9 yards (D.Harmon).  
Timeout #2 by DET at 03:05.
- 2-1-DET 6 (3:05) D.Evans left tackle to DET 2 for 4 yards (J.Kearse, J.Tavai). R27
- 1-2-DET 2 (2:19) D.Evans left tackle to DET 3 for -1 yards (R.Okwara).  
Timeout #3 by DET at 02:15.
- 2-3-DET 3 (2:15) (Shotgun) R.Tannehill pass incomplete short right to C.Davis.
- 3-3-DET 3 (2:11) R.Tannehill pass short right to D.Evans for 3 yards, TOUCHDOWN. P28
- S.Gostkowski extra point is GOOD, Center-M.Overton, Holder-B.Kern.

DET 25 TEN 46, 10 plays, 45 yards, 4:16 drive, 12:53 elapsed

S.Gostkowski kicks 65 yards from TEN 35 to end zone, Touchback.

Detroit Lions at 2:07



Detroit Lions vs Tennessee Titans at Nissan Stadium

1-10-DET 25 (2:07) (Shotgun) C.Daniel pass short right to M.Jones to DET 30 for 5 yards (D.Long, C.Jackson).

Two-Minute Warning

2-5-DET 30 (1:59) (Shotgun) C.Daniel pass short middle to M.Jones to DET 41 for 11 yards (D.Long, K.Byard).

P27

1-10-DET 41 (1:38) (No Huddle, Shotgun) C.Daniel pass deep right intended for D.Amendola INTERCEPTED by K.Byard [J.Crawford] at TEN 40. K.Byard ran ob at TEN 40 for no gain.

Tennessee Titans at 1:32

1-10-TEN 40 (1:32) L.Woodside kneels to TEN 39 for -1 yards.

2-11-TEN 39 (:55) L.Woodside kneels to TEN 38 for -1 yards.

3-12-TEN 38 (:28) L.Woodside kneels to TEN 37 for -1 yards.

END OF QUARTER

	Score	Time Poss	First Downs				Efficiencies	
			R	P	X	T	3 Down	4 Down
Detroit Lions	25	5:40	2	4	0	6	0/1	0/1
Tennessee Titans	46	9:20	4	5	0	9	4/5	0/0

# Miscellaneous Statistics Report

Detroit Lions vs Tennessee Titans  
12/20/2020 at Nissan Stadium

## Ten Longest Plays for Detroit Lions

Yards	Qtr	Play Start	Play Description
44	2	1-10-DET 37	(7:10) (Shotgun) M.Stafford pass deep middle to H.Bryant to TEN 19 for 44 yards (A.Hooker; M.Butler).
39	2	1-10-TEN 41	(1:23) (Shotgun) M.Stafford pass deep right to M.Jones to TEN 2 for 39 yards (M.Butler).
36	3	1-10-DET 17	(5:16) M.Stafford pass deep left to Q.Cephus to TEN 47 for 36 yards (T.Smith, K.Byard).
21	4	1-10-TEN 38	(7:37) (Shotgun) C.Daniel pass deep right to M.Jones to TEN 17 for 21 yards (C.Jackson).
14	3	3-13-DET 34	(13:33) (Shotgun) M.Stafford pass short left to M.Sanu to DET 48 for 14 yards (J.Kalu).
13	1	2-3-DET 42	(6:49) (Shotgun) M.Stafford pass short right to J.Agnew to TEN 45 for 13 yards (J.Simmons; R.Evans) [J.Crawford].
12	1	1-10-TEN 31	(4:50) (Shotgun) M.Stafford pass short right to M.Jones to TEN 19 for 12 yards (K.Byard).
12	2	2-8-TEN 17	(5:44) (Shotgun) M.Stafford scrambles left tackle ran ob at TEN 5 for 12 yards (M.Butler).
12	3	1-10-DET 25	(15:00) (Shotgun) M.Stafford pass short middle to M.Sanu to DET 37 for 12 yards (A.Hooker, R.Evans).
11	1	3-7-TEN 42	(5:26) (Shotgun) M.Stafford pass short left to T.Hockenson to TEN 31 for 11 yards (A.Hooker).

## Ten Longest Plays for Tennessee Titans

Yards	Qtr	Play Start	Play Description
75	1	1-10-TEN 25	(1:34) R.Tannehill pass deep left to C.Davis for 75 yards, TOUCHDOWN.
33	4	3-1-DET 36	(15:00) (Shotgun) D.Henry right end to DET 3 for 33 yards (D.Harmon).
24	4	1-15-DET 29	(10:53) (Shotgun) R.Tannehill pass short right to D.Evans pushed ob at DET 5 for 24 yards (A.Myres).
20	3	3-11-TEN 16	(2:46) (Shotgun) R.Tannehill pass short middle to A.Firkser to TEN 36 for 20 yards (T.Walker).
19	1	2-14-TEN 35	(12:37) (Shotgun) R.Tannehill pass deep right to J.Smith to DET 46 for 19 yards (D.Harmon).
17	2	2-3-DET 17	(9:38) R.Tannehill left end for 17 yards, TOUCHDOWN.
16	2	1-15-DET 41	(:22) (Shotgun) R.Tannehill pass short middle to J.Smith pushed ob at DET 25 for 16 yards (D.Harmon).
14	2	2-2-TEN 36	(:41) (No Huddle, Shotgun) R.Tannehill pass short left to A.Brown pushed ob at 50 for 14 yards (T.Walker).
14	2	3-10-50	(:29) (Shotgun) R.Tannehill pass short right to C.Davis to DET 36 for 14 yards (A.Myres).
14	3	2-5-TEN 41	(1:29) R.Tannehill pass short middle to C.Davis to DET 45 for 14 yards (A.Oruwariye).

## Touchdown Scoring Information

		Offense	Defense	Special Teams
VISITOR	Detroit Lions	3	0	0
HOME	Tennessee Titans	6	0	0

## Player Scoring Information

Club	Player	TD	Rush TD	Rec TD	KO TD	Punt TD	Int TD	Fum TD	Misc TD	FG	XP	2Pt Rush	2Pt Rec	Sfty	Points
DET	D.Swift	0	2	0	0	0	0	0	0	0	0	0	0	0	12
DET	M.Jones	0	0	1	0	0	0	0	0	0	0	0	0	0	6
DET	M.Prater	0	0	0	0	0	0	0	0	1	2	0	0	0	5
DET	R.Okwara	0	0	0	0	0	0	0	0	0	0	0	0	1	2
TEN	R.Tannehill	0	2	0	0	0	0	0	0	0	0	0	0	0	12
TEN	D.Henry	0	1	0	0	0	0	0	0	0	0	1	0	0	8
TEN	S.Gostkowski	0	0	0	0	0	0	0	0	1	5	0	0	0	8
TEN	A.Brown	0	0	1	0	0	0	0	0	0	0	0	0	0	6
TEN	C.Davis	0	0	1	0	0	0	0	0	0	0	0	0	0	6
TEN	D.Evans	0	0	1	0	0	0	0	0	0	0	0	0	0	6

## Possession Detail

	First Half		Second Half		Game	
	Visitor	Home	Visitor	Home	Visitor	Home
Largest Lead	0	14	0	21	0	21
Drives Leading	0	3	0	5	0	8
Time of Possession Leading	0:00	4:57	0:00	16:53	0:00	21:50
Largest Deficit	-14	0	-21	0	-21	0
Drives Trailing	4	0	5	0	9	0
Time of Possession Trailing	18:31	0:00	13:07	0:00	31:38	0:00
Times Score Tied Up		1		0		1
Lead Changes		2		0		2

# Playtime Percentage

*Percent of playtime per player on offense, defense and special teams*

Detroit Lions					Tennessee Titans				
		Offense	Defense	Special Teams			Offense	Defense	Special Teams
O Aboushi	G	65 100%		4 15%	D Quessenberry	G	68 100%		6 23%
J Dahl	G	65 100%		4 15%	N Davis	G	68 100%		6 23%
J Jackson	G	65 100%		4 15%	D Kelly	T	65 96%		6 23%
T Decker	T	65 100%			R Tannehill	QB	65 96%		
M Jones	WR	58 89%			B Jones	C	65 96%		
M Stafford	QB	56 86%			R Saffold	G	65 96%		
T Hockenson	TE	52 80%			J Smith	TE	63 93%		1 4%
M Sanu	WR	42 65%		1 4%	A Brown	WR	57 84%		3 12%
D Swift	RB	42 65%			C Davis	WR	53 78%		1 4%
M Nelson	T	33 51%		4 15%	D Henry	RB	43 63%		
H Vaitai	T	33 51%		1 4%	M Pruitt	TE	38 56%		10 38%
J James	TE	32 49%		12 46%	C Batson	WR	21 31%		3 12%
Q Cephus	WR	29 45%		8 31%	A Firkser	TE	17 25%		2 8%
D Amendola	WR	27 42%		1 4%	K Blasingame	FB	13 19%		14 54%
A Peterson	RB	16 25%			D Evans	RB	13 19%		4 15%
J Agnew	WR	10 15%		16 62%	N Westbrook	WR	9 13%		14 54%
C Daniel	QB	9 14%			A Brewer	C	8 12%		
H Bryant	TE	7 11%		8 31%	J McNichols	RB	8 12%		
K Johnson	RB	7 11%		7 27%	J Douglas	G	3 4%		6 23%
J Cabinda	LB	2 3%		14 54%	M Newhouse	T	3 4%		6 23%
D Harmon	SS		68 100%	7 27%	L Woodside	QB	3 4%		
A Oruwariye	CB		68 100%	6 23%	K Byard	FS		65 100%	2 8%
J Kearse	FS		67 99%	5 19%	D Long	LB		64 98%	5 19%
R Okwara	DE		58 85%	11 42%	M Butler	CB		64 98%	
J Collins	LB		54 79%		A Hooker	FS		62 95%	10 38%
J Coleman	CB		50 74%	3 12%	H Landry	LB		62 95%	
J Penisini	DT		48 71%		R Evans	LB		56 86%	
N Williams	DT		42 62%	6 23%	J Simmons	DT		50 77%	5 19%
A Bryant	DE		39 57%	1 4%	T Smith	CB		44 68%	
K Strong	DT		37 54%	1 4%	D Jones	NT		41 63%	11 42%
F Herron	DE		34 50%	5 19%	D Roberson	LB		37 57%	9 35%
J Tavai	LB		31 46%	10 38%	J Crawford	DT		34 52%	10 38%
C Jones	LB		29 43%	12 46%	D King	CB		33 51%	
A Myres	DB		28 41%	1 4%	A Jackson	CB		27 42%	
J Davis	LB		27 40%	7 27%	M Dickerson	DT		23 35%	5 19%
R Ragland	LB		24 35%		T Tart	DT		21 32%	5 19%
W Harris	SS		16 24%	16 62%	J Kalu	CB		18 28%	15 58%
M Ford	CB		15 22%	11 42%	C Jackson	CB		9 14%	2 8%
T Walker	FS		13 19%	5 19%	W Ray	DE		2 3%	12 46%
J Reeves-Maybin	LB			22 85%	D Bates	LB		1 2%	20 77%
M Killebrew	FS			22 85%	N Dzubnar	LB		1 2%	20 77%
C Moore	FS			16 62%	W Compton	LB		1 2%	9 35%
D Skipper	T			10 38%	C Milton	CB			15 58%
M Prater	K			9 35%	S Gostkowski	K			13 50%
J Fox	P			7 27%					

D Muhlbach	LS	6	23%	S Perry	RB	12	46%
M Martin	C	3	12%	B Kern	P	8	31%
				K Orr	CB	8	31%
				M Overton	LS	7	27%

# 2020 TENNESSEE TITANS REGULAR SEASON STATISTICS

Won 10, Lost 4

Date	W-L	Score	OT	Opponent	Attendance
09/14	W	16-14		at Denver	
09/20	W	33-30		Jacksonville	
09/27	W	31-30		at Minnesota	
10/13	W	42-16		Buffalo	8,403
10/18	W	42-36	OT	Houston	10,166
10/25	L	24-27		Pittsburgh	10,355
11/01	L	20-31		at Cincinnati	9,712
11/08	W	24-17		Chicago	13,871
11/12	L	17-34		Indianapolis	13,949
11/22	W	30-24	OT	at Baltimore	
11/29	W	45-26		at Indianapolis	12,464
12/06	L	35-41		Cleveland	13,986
12/13	W	31-10		at Jacksonville	15,896
12/20	W	46-25		Detroit	13,797
12/27				at Green Bay	
01/03				at Houston	

Statistic	Tenn.	Opp.
<b>Total First Downs</b>	<b>338</b>	<b>338</b>
Rushing	119	95
Passing	184	216
Penalty	35	27
3rd Down: Made/Att	72/161	102/194
3rd Down Pct.	44.7	52.6
4th Down: Made/Att	10/14	13/23
4th Down Pct.	71.4	56.5
<b>Possession Avg.</b>	<b>28:39</b>	<b>31:21</b>
<b>Total Net Yards</b>	<b>5591</b>	<b>5467</b>
Avg. Per Game	399.4	390.5
Total Plays	906	952
Avg. Per Play	6.2	5.7
<b>Net Yards Rushing</b>	<b>2246</b>	<b>1603</b>
Avg. Per Game	160.4	114.5
Total Rushes	453	373
<b>Net Yards Passing</b>	<b>3345</b>	<b>3864</b>
Avg. Per Game	238.9	276.0
Sacked/Yards Lost	21/144	14/113
Gross Yards	3489	3977
Att./Completions	432/287	565/373
Completion Pct.	66.4	66.0
Had Interceded	5	13
<b>Punts/Average</b>	<b>45/45.2</b>	<b>44/47.8</b>
Net Punting Avg.	45/40.2	44/41.8
<b>Penalties/Yards</b>	<b>77/718</b>	<b>97/796</b>
<b>Fumbles/Ball Lost</b>	<b>12/4</b>	<b>20/8</b>
<b>Touchdowns</b>	<b>55</b>	<b>45</b>
Rushing	21	15
Passing	31	29
Returns	3	1

Score By Periods	Q1	Q2	Q3	Q4	OT	PTS
<b>Team</b>	<b>93</b>	<b>123</b>	<b>80</b>	<b>128</b>	<b>12</b>	<b>436</b>
<b>Opponents</b>	<b>68</b>	<b>124</b>	<b>64</b>	<b>105</b>	<b>0</b>	<b>361</b>

Scoring	TD	Rush	Rec	Ret	K-PAT	FG	S	PTS
Gostkowski	0	0	0	0	44/46	18/26	0	98
Henry	15	15	0	0			0	92
A. Brown	11	0	10	1			0	66
J. Smith	8	1	7	0			0	48
Sloman LG	0	0	0	0	18/21	8/11	0	42
C. Davis	5	0	5	0			0	30
Tannehill	4	4	0	0			0	28
Pruitt	3	0	2	1			0	18
Humphries	2	0	2	0			0	12
Batson	1	0	1	0			0	6
D. Evans	1	0	1	0			0	6
Firkser	1	0	1	0			0	6
Foreman	1	0	1	0			0	6
King LG	1	0	0	1			0	6
King TM	1	0	0	1			0	6
McNichols	1	1	0	0			0	6
Swaim	1	0	1	0			0	6
Westbrook	0	0	0	0			0	2
<b>Team</b>	<b>55</b>	<b>21</b>	<b>31</b>	<b>3</b>	<b>44/46</b>	<b>18/26</b>	<b>0</b>	<b>436</b>
<b>Opponents</b>	<b>45</b>	<b>15</b>	<b>29</b>	<b>1</b>	<b>36/39</b>	<b>17/19</b>	<b>1</b>	<b>361</b>

2-Pt Conv: TM 4-7, OPP 1-6

Sacks: Landry 4.5, Simmons 3, D. Jones 2, J. Brown 1, Crawford 1, Fulton 1, King LG 1, Vaccaro 1, R. Evans 0.5, **TM 14, OPP 21**

FUM/Lost: Tannehill 5/1, A. Brown 2/1, Batson 1/0, Brinkley 1/0, C. Davis 1/1, Douglas 1/0, Henry 1/1

Passing	Att	Cmp	Yds	Cmp%	Yds/Att	TD	TD%	Int	Int%	Long	Sack/Lost	Rating
Tannehill	430	286	3482	66.5	8.10	31	7.2	5	1.2	75t	20/144	110.4
Kern	1	0	0	0.0	0.00	0	0.0	0	0.0	---	0/0	39.6
Woodside	1	1	7	100.0	7.00	0	0.0	0	0.0	7	0/0	95.8
Humphries	0	0	0	---	---	0	---	0	---	---	1/0	---
<b>Team</b>	<b>432</b>	<b>287</b>	<b>3489</b>	<b>66.4</b>	<b>8.08</b>	<b>31</b>	<b>7.2</b>	<b>5</b>	<b>1.2</b>	<b>75t</b>	<b>21/144</b>	<b>110.2</b>
<b>Opponents</b>	<b>565</b>	<b>373</b>	<b>3977</b>	<b>66.0</b>	<b>7.04</b>	<b>29</b>	<b>5.1</b>	<b>13</b>	<b>2.3</b>	<b>75t</b>	<b>14/113</b>	<b>93.9</b>

Rushing	No.	Yds	Avg	Long	TD
Henry	321	1679	5.2	94t	15
McNichols	47	204	4.3	20	1
Tannehill	33	173	5.2	23	4
Foreman	22	95	4.3	15	0
D. Evans	13	51	3.9	9	0
Batson	4	20	5.0	11	0
Woodside	7	10	1.4	18	0
Perry	2	9	4.5	6	0
Hooker	1	4	4.0	4	0
J. Smith	2	4	2.0	3	1
Humphries	0	0	---	---	0
Raymond	1	-3	-3.0	-3	0
<b>Team</b>	<b>453</b>	<b>2246</b>	<b>5.0</b>	<b>94t</b>	<b>21</b>
<b>Opponents</b>	<b>373</b>	<b>1603</b>	<b>4.3</b>	<b>47</b>	<b>15</b>

Receiving	No.	Yds	Avg	Long	TD
C. Davis	60	945	15.8	75t	5
A. Brown	56	881	15.7	73t	10
J. Smith	37	410	11.1	63	7
Firkser	36	358	9.9	45	1
Humphries	23	228	9.9	23	2
Henry	19	114	6.0	53	0
Batson	11	88	8.0	18	1
McNichols	11	49	4.5	9	0
Raymond	9	187	20.8	61	0
Swaim	9	83	9.2	16	1
Pruitt	5	49	9.8	22t	2
Blasingame	4	39	9.8	16	0
D. Evans	2	27	13.5	24	1
Westbrook	2	14	7.0	7	0
Hollister	1	12	12.0	12	0
Foreman	1	5	5.0	5t	1
Tannehill	1	0	0.0	0	0
<b>Team</b>	<b>287</b>	<b>3489</b>	<b>12.2</b>	<b>75t</b>	<b>31</b>
<b>Opponents</b>	<b>373</b>	<b>3977</b>	<b>10.7</b>	<b>75t</b>	<b>29</b>

Interceptions	No.	Yds	Avg	Long	TD
Butler	3	108	36.0	68	0
Hooker	3	9	3.0	6	0
Fulton	1	44	44.0	44	0
Cruikshank	1	13	13.0	13	0
Joseph TM	1	5	5.0	5	0
Borders	1	0	0.0	0	0
J. Brown	1	0	0.0	0	0
Byard	1	0	0.0	0	0
Landry	1	0	0.0	0	0
T. Smith	0	5	---	5	0
<b>Team</b>	<b>13</b>	<b>184</b>	<b>14.2</b>	<b>68</b>	<b>0</b>
<b>Opponents</b>	<b>5</b>	<b>62</b>	<b>12.4</b>	<b>25</b>	<b>0</b>

Punting	No.	Yds	Avg	Net	TB	In	Lg	B
Kern	32	1475	46.1	41.8	2	20	66	0
Allen TM	8	404	50.5	40.0	1	0	65	0
Daniel	4	157	39.3	30.0	0	0	52	1
<b>Team</b>	<b>45</b>	<b>2036</b>	<b>45.2</b>	<b>40.2</b>	<b>3</b>	<b>20</b>	<b>66</b>	<b>1</b>
<b>Opponents</b>	<b>44</b>	<b>2105</b>	<b>47.8</b>	<b>41.8</b>	<b>3</b>	<b>18</b>	<b>71</b>	<b>0</b>

Punt Returns	Ret	FC	Yds	Avg	Long	TD
Raymond	23	10	208	9.0	40	0
King LG	6	4	17	2.8	7	0
Batson	0	1	0	---	---	0
<b>Team</b>	<b>23</b>	<b>11</b>	<b>208</b>	<b>9.0</b>	<b>40</b>	<b>0</b>
<b>Opponents</b>	<b>19</b>	<b>13</b>	<b>169</b>	<b>8.9</b>	<b>57</b>	<b>0</b>

Kickoff Returns	No.	Yds	Avg	Long	TD
Raymond	15	275	18.3	30	0
Batson	11	231	21.0	35	0
D. Evans	2	45	22.5	28	0
Blasingame	1	11	11.0	11	0
A. Brown	1	42	42.0	42t	1
Kalu	1	2	2.0	2	0
<b>Team</b>	<b>31</b>	<b>606</b>	<b>19.5</b>	<b>42t</b>	<b>1</b>
<b>Opponents</b>	<b>31</b>	<b>693</b>	<b>22.4</b>	<b>49</b>	<b>0</b>

Field Goals	1-19	20-29	30-39	40-49	50+
Gostkowski	0/0	2/3	4/5	5/10	7/8
Sloman LG	0/0	2/3	5/5	1/2	0/1
<b>Team</b>	<b>0/0</b>	<b>2/3</b>	<b>4/5</b>	<b>5/10</b>	<b>7/8</b>
<b>Opponents</b>	<b>0/0</b>	<b>5/5</b>	<b>6/6</b>	<b>4/5</b>	<b>2/3</b>

Gostkowski: (47N,44B,42N,25G)(51G,49G)(39G,31G,30G,51G,54G,55G)(27B,37N)(51G,45N)(53N)(40G)(50G,44N)(40G,40G,22G)(49G)(53G)

Sloman, LA-R-Ten.: (29N,35G,31G)(30G)(53N,30G)(32G)(28G)(42G)(22G,48B)

Sloman, Ten.: (0)(0)(0)(0)(0)(0)(0)(0)

TM: (47N,44B,42N,25G)(51G,49G)(39G,31G,30G,51G,54G,55G)(27B,37N)(51G,45N)(53N)(40G)(50G,44N)(40G,40G,22G)(49G)(53G)

OPP: (35G)(41G,49N)(43G)(38G)(38G,30G)(33G)(22G)(24G,43G)(30G,27G,29G)(27G,43G)(53B,53G)

## **TITANS FALL 40-14 TO PACKERS, WILL AIM FOR AFC SOUTH TITLE NEXT SUNDAY**

**BY JIM WYATT  
TENNESSEE TITANS  
DECEMBER 28, 2020**

GREEN BAY – The Titans have put their goal of winning the AFC South on ice for another week.

On a snowy night at Lambeau Field, the Titans froze up in a 40-14 loss to the Packers.

"We just didn't do enough tonight (to win)," Titans Coach Mike Vrabel said. "We didn't coach well enough, and we didn't play well enough. I don't think anybody should be confident in anything that we did tonight. We all have to be better."

Now the Titans head into next Sunday's Week 17 matchup against the Texans needing a win to guarantee themselves their first division title since the 2008 season, although other AFC contests could also play a part in the team's quest to make the playoffs for the second straight year.

Next Sunday's game at Houston has been rescheduled for a 3:25 CST kickoff.

"Any time we lose it bothers me, bothers me a lot," Titans safety Kevin Byard said. "Obviously as a defense, we didn't give our offense, we didn't give our team a chance."

"But it is very important that we try and hurry up and try and regroup and try and forget this game honestly, because one of our goals we set at the beginning of the year is still there. We have to find a way to regroup and go out there and try and win the division next week vs Houston."

Titans running back Derrick Henry ran for 98 yards on 23 carries against the Packers.

Titans quarterback Ryan Tannehill threw a touchdown pass and he also ran for a touchdown, but he also threw two interceptions in the contest.

But the Titans played poorly on defense, and Packers quarterback Aaron Rodgers threw four touchdown passes, including three to receiver Davante Adams, while Packers running back AJ Dillon ran for 124 yards and two touchdowns.

The Titans fell to 10-5 with the loss, while the Packers improved to 12-3.

"I have to be better, and as an offense we have to be better," Tannehill said. "We knew coming in we (were going to have to score a lot) and we didn't get it done. There's no excuses – we just have to play better. We have to be able to look at this, and get it fixed by next week."

In the snow, The Titans got off to a terrible start before staging a brief rally, but they couldn't sustain it.

The Packers took a 6-0 lead on their opening possession on a five-yard touchdown pass from Rodgers to Adams. After Tennessee's first drive stalled, Rodgers threw a 21-yard touchdown pass to receiver Equanimeous Brown on the first play of the second quarter to make it 12-0. The lead grew to 19-0 on another touchdown pass from Rodgers to Adams, this one from seven yards out.

The Titans came alive at the end of the second quarter, as Tannehill guided a 10-play, 71-yard scoring drive that he capped off with a 12-yard touchdown pass to tight end Jonnu Smith to cut the lead to 19-7 with 37 seconds left before the half.

On the team's first possession of the third quarter, Tannehill scored on a 45-yard touchdown run to make it 19-14. Tannehill's sprint through the snow capped off a five-play, 66-yard drive.

The Packers didn't wait long to respond, however, and they put the game on ice.

After a 59-yard run by Aaron Jones (although replays showed he stepped out of bounds early on the run), the Packers scored again on another Rodgers-to-Adams touchdown pass, this one from eight yards out, and the Packers led 26-14. The Packers then stretched the lead to 40-14 on a pair of touchdown runs by Dillon.

The Titans now head into Week 17 with their playoff hopes on the line.

"We just have to win this next game, and do whatever it takes," safety Kenny Vaccaro said. "We have to watch the tape, make the corrections, and move on to Houston and hopefully we can win the game and advance to the playoffs."

###

# National Football League Game Summary

NFL Copyright © 2020 by The National Football League. All rights reserved. This summary and play-by-play is for the express purpose of assisting media in their coverage of the game; any other use of this material is prohibited without the written permission of the National Football League.

Date: Sunday, 12/27/2020

Tennessee Titans at Green Bay Packers  
at Lambeau Field, Green Bay, WI

Start Time: 7:22 PM CST

## Game Day Weather

Game Weather: Snow

Temp: 28° F (-2.2° C) Humidity: 88%, Wind: N 15 mph

Played Open Stadium on Turf: SISGrass

Outdoor Weather: Snow, Wind Chill: 16

## Officials

Referee: Allen, Brad (122)  
Line Judge: Podraza, Tim (47)  
Back Judge: Wilson, Greg (119)

Umpire: Hall, Richard (49)  
Field Judge: Cavaletto, Gary (60)  
Replay Official: Lambert, Andrew (0)

Down Judge: Turner, Patrick (13)  
Side Judge: Reynard, Clay (18)

## Lineups

Tennessee Titans			Green Bay Packers				
Offense		Defense	Offense		Defense		
WR 84	C.Davis	DE 93	T.Tart	WR 17	D.Adams	DE 94	D.Lowry
TE 81	J.Smith	NT 90	D.Jones	LT 69	D.Bakhtiari	NT 97	K.Clark
LT 72	D.Quessenberry	DT 98	J.Simmons	LG 74	E.Jenkins	DE 96	K.Keke
LG 76	R.Saffold III	OLB 42	B.Reed	C 63	C.Linsley	OLB 91	P.Smith
C 60	B.Jones	ILB 54	R.Evans	RG 77	B.Turner	ILB 58	C.Kirksey
RG 64	N.Davis	ILB 51	D.Long	RT 71	R.Wagner	ILB 51	K.Barnes
RT 71	D.Kelly	OLB 58	H.Landry III	TE 89	M.Lewis	OLB 55	Z.Smith
TE 87	G.Swaim	CB 25	A.Jackson	TE 49	D.Dafney	CB 23	J.Alexander
WR 11	A.Brown	SS 24	K.Vaccaro	WR 13	A.Lazard	CB 20	K.King
QB 17	R.Tannehill	FS 31	K.Byard	QB 12	A.Rodgers	S 31	A.Amos
RB 22	D.Henry	CB 21	M.Butler	RB 33	A.Jones	S 26	D.Savage

## Substitutions

K 3 S.Gostkowski, QB 5 L.Woodside, P 6 B.Kern, WR 13 C.Batson, WR 14 K.Raymond, WR 15 N.Westbrook-Ikhine, CB 23 T.Smith, RB 28 J.McNichols, RB 32 D.Evans, CB 33 D.King, DB 35 C.Jackson, DB 37 A.Hooker, FB/RB 41 K.Blasingame, DB 46 J.Kalu, LS 47 M.Overton, LB 49 N.Dzubnar, LB 53 W.Compton, LB 56 D.Bates, OLB 57 W.Ray, G/C 62 A.Brewer, G/C 75 J.Douglas, T 78 M.Newhouse, TE 85 M.Pruitt, TE 86 A.Firkser, DE 92 M.Dickerson, DL 94 J.Crawford

## Substitutions

K 2 M.Crosby, P 6 J.Scott, QB 8 T.Boyle, WR 16 T.Austin, WR 19 E.St. Brown, RB 22 D.Williams, RB 28 A.Dillon, CB 29 K.Hollman, S 36 V.Scott, CB 37 J.Jackson, CB 39 C.Sullivan, S 41 H.Black, LB 42 O.Burks, LS 43 H.Bradley, LB 44 T.Summers, LB 52 R.Gary, LB 54 K.Martin, LB 56 R.Ramsey, G 62 L.Patrick, T 73 Y.Nijman, G 76 J.Runyan, DL 78 B.Price, WR 83 M.Valdes-Scantling, TE 85 R.Tonyan, WR 86 M.Taylor, DL 95 T.Lancaster

## Did Not Play

## Did Not Play

## Not Active

RB 20 S.Perry, CB 26 K.Fulton, CB 36 K.Orr, RB 45 D.Foreman, OLB 50 D.Roberson, DL 91 L.Murchison

## Not Active

QB 10 J.Love, S 25 W.Redmond, RB 30 J.Williams, LB 53 J.Garvin, G 72 S.Stepaniak, DL 79 A.Rush, TE 87 J.Sternberger

## Field Goals (made ( ) & missed)

		1	2	3	4	OT	Total
VISITOR:	Tennessee Titans	0	7	7	0	0	14
HOME:	Green Bay Packers	6	13	14	7	0	40

## Scoring Plays

Team	Qtr	Time	Play Description (Extra Point) (Drive Info)	Visitor	Home
Packers	1	9:55	D.Adams 5 yd. pass from A.Rodgers (kick failed, wl) (8-60, 5:05)	0	6
Packers	2	14:54	E.St. Brown 21 yd. pass from A.Rodgers (run failed) (10-80, 5:56)	0	12
Packers	2	10:46	D.Adams 7 yd. pass from A.Rodgers (M.Crosby kick) (6-34, 2:44)	0	19
Titans	2	0:37	J.Smith 12 yd. pass from R.Tannehill (S.Gostkowski kick) (10-71, 3:39)	7	19
Titans	3	12:01	R.Tannehill 45 yd. run (S.Gostkowski kick) (5-66, 2:59)	14	19
Packers	3	10:27	D.Adams 8 yd. pass from A.Rodgers (M.Crosby kick) (3-66, 1:34)	14	26
Packers	3	3:35	A.Dillon 30 yd. run (M.Crosby kick) (9-74, 5:48)	14	33
Packers	4	2:25	A.Dillon 7 yd. run (M.Crosby kick) (9-91, 6:03)	14	40

# National Football League Game Summary

NFL Copyright © 2020 by The National Football League. All rights reserved. This summary and play-by-play is for the express purpose of assisting media in their coverage of the game; any other use of this material is prohibited without the written permission of the National Football League.

---

Paid Attendance: 0

Time: 2:46



# Final Individual Statistics

## Tennessee Titans

RUSHING	ATT	YDS	AVG	LG	TD
D.Henry	23	98	4.3	10	0
R.Tannehill	3	55	18.3	45	1
D.Evans	1	3	3.0	3	0
<b>Total</b>	<b>27</b>	<b>156</b>	<b>5.8</b>	<b>45</b>	<b>1</b>

PASSING	ATT	CMP	YDS	SK/YD	TD	LG	IN	RT
R.Tannehill	24	11	121	2/17	1	19	2	40.5
L.Woodside	2	0	0	0/0	0	0	0	39.6
<b>Total</b>	<b>26</b>	<b>11</b>	<b>121</b>	<b>2/17</b>	<b>1</b>	<b>19</b>	<b>2</b>	<b>37.5</b>

PASS RECEIVING	TAR	REC	YDS	AVG	LG	TD
A.Brown	8	4	43	10.8	12	0
J.Smith	7	3	30	10.0	12	1
N.Westbrook-Ikhine	1	1	19	19.0	19	0
C.Batson	1	1	12	12.0	12	0
A.Firkser	2	1	11	11.0	11	0
J.McNichols	1	1	6	6.0	6	0
D.Evans	2	0	0	0.0	0	0
C.Davis	2	0	0	0.0	0	0
K.Raymond	1	0	0	0.0	0	0
<b>Total</b>	<b>25</b>	<b>11</b>	<b>121</b>	<b>11.0</b>	<b>19</b>	<b>1</b>

INTERCEPTIONS	NO	YDS	AVG	LG	TD
M.Butler	1	3	3.0	3	0
<b>Total</b>	<b>1</b>	<b>3</b>	<b>3.0</b>	<b>3</b>	<b>0</b>

PUNTING	NO	YDS	AVG	NET	TB	IN20	LG
B.Kern	4	174	43.5	38.5	1	1	60
<b>Total</b>	<b>4</b>	<b>174</b>	<b>43.5</b>	<b>38.5</b>	<b>1</b>	<b>1</b>	<b>60</b>

PUNT RETURNS	NO	YDS	AVG	FC	LG	TD
<b>Total</b>	<b>0</b>	<b>0</b>	<b>0.0</b>	<b>0</b>	<b>0</b>	<b>0</b>

KICKOFF RETURNS	NO	YDS	AVG	FC	LG	TD
D.Evans	6	145	24.2	0	31	0
[TOUCHBACK]	1	0	0.0	0	0	0
<b>Total</b>	<b>6</b>	<b>145</b>	<b>24.2</b>	<b>0</b>	<b>31</b>	<b>0</b>

## Green Bay Packers

RUSHING	ATT	YDS	AVG	LG	TD
A.Dillon	21	124	5.9	30	2
A.Jones	10	94	9.4	59	0
A.Rodgers	3	19	6.3	14	0
T.Boyle	3	-3	-1.0	-1	0
<b>Total</b>	<b>37</b>	<b>234</b>	<b>6.3</b>	<b>59</b>	<b>2</b>

PASSING	ATT	CMP	YDS	SK/YD	TD	LG	IN	RT
A.Rodgers	25	21	231	1/17	4	32	1	128.1
<b>Total</b>	<b>25</b>	<b>21</b>	<b>231</b>	<b>1/17</b>	<b>4</b>	<b>32</b>	<b>1</b>	<b>128.1</b>

PASS RECEIVING	TAR	REC	YDS	AVG	LG	TD
D.Adams	12	11	142	12.9	32	3
A.Jones	3	2	14	7.0	9	0
A.Lazard	2	2	14	7.0	7	0
T.Austin	2	2	5	2.5	6	0
E.St. Brown	1	1	21	21.0	21	1
R.Tonyan	2	1	17	17.0	17	0
D.Dafney	1	1	13	13.0	13	0
A.Dillon	1	1	5	5.0	5	0
<b>Total</b>	<b>24</b>	<b>21</b>	<b>231</b>	<b>11.0</b>	<b>32</b>	<b>4</b>

INTERCEPTIONS	NO	YDS	AVG	LG	TD
C.Kirksey	1	10	10.0	10	0
D.Savage	1	9	9.0	9	0
<b>Total</b>	<b>2</b>	<b>19</b>	<b>9.5</b>	<b>10</b>	<b>0</b>

PUNTING	NO	YDS	AVG	NET	TB	IN20	LG
<b>Total</b>	<b>0</b>	<b>0</b>	<b>0</b>	<b>0</b>	<b>0</b>	<b>0</b>	<b>0</b>

PUNT RETURNS	NO	YDS	AVG	FC	LG	TD
[DOWNED]	2	0	0.0	0	0	0
[OUT OF BOUNDS]	1	0	0.0	0	0	0
[TOUCHBACK]	1	0	0.0	0	0	0
<b>Total</b>	<b>0</b>	<b>0</b>	<b>0.0</b>	<b>0</b>	<b>0</b>	<b>0</b>

KICKOFF RETURNS	NO	YDS	AVG	FC	LG	TD
M.Taylor	2	35	17.5	0	24	0
[OUT OF BOUNDS]	1	0	0.0	0	0	0
<b>Total</b>	<b>2</b>	<b>35</b>	<b>17.5</b>	<b>0</b>	<b>24</b>	<b>0</b>

### Tennessee Titans

FUMBLES	FUM	LOST	OWN-REC	YDS	TD	FORCED	OPP-REC	YDS	TD	OUT-BDS
R.Tannehill	1	0	1	0	0	0	0	0	0	0
<b>Total</b>	<b>1</b>	<b>0</b>	<b>1</b>	<b>0</b>	<b>0</b>	<b>0</b>	<b>0</b>	<b>0</b>	<b>0</b>	<b>0</b>

### Green Bay Packers

FUMBLES	FUM	LOST	OWN-REC	YDS	TD	FORCED	OPP-REC	YDS	TD	OUT-BDS
A.Rodgers	1	0	1	-6	0	0	0	0	0	0
Z.Smith	0	0	0	0	0	1	0	0	0	0
<b>Total</b>	<b>1</b>	<b>0</b>	<b>1</b>	<b>-6</b>	<b>0</b>	<b>1</b>	<b>0</b>	<b>0</b>	<b>0</b>	<b>0</b>

## Final Team Statistics

	Visitor Titans	Home Packers
TOTAL FIRST DOWNS	15	27
By Rushing	6	12
By Passing	9	14
By Penalty	0	1
THIRD DOWN EFFICIENCY	5-11-45%	4-8-50%
FOURTH DOWN EFFICIENCY	0-1-0%	1-2-50%
TOTAL NET YARDS	260	448
Total Offensive Plays (inc. times thrown passing)	55	63
Average gain per offensive play	4.7	7.1
NET YARDS RUSHING	156	234
Total Rushing Plays	27	37
Average gain per rushing play	5.8	6.3
Tackles for a loss-number and yards	1-2	3-7
NET YARDS PASSING	104	214
Times thrown - yards lost attempting to pass	2-17	1-17
Gross yards passing	121	231
PASS ATTEMPTS-COMPLETIONS-HAD INTERCEPTED	26-11-2	25-21-1
Avg gain per pass play (inc.# thrown passing)	3.7	8.2
KICKOFFS Number-In End Zone-Touchbacks	3-0-0	7-1-1
PUNTS Number and Average	4-43.5	0-0.0
Had Blocked	0	0
FGs - PATs Had Blocked	0-0	0-0
Net Punting Average	38.5	0.0
TOTAL RETURN YARDAGE (Not Including Kickoffs)	3	19
No. and Yards Punt Returns	0-0	0-0
No. and Yards Kickoff Returns	6-145	2-35
No. and Yards Interception Returns	1-3	2-19
PENALTIES Number and Yards	3-15	0-0
FUMBLES Number and Lost	1-0	1-0
TOUCHDOWNS	2	6
Rushing	1	2
Passing	1	4
EXTRA POINTS Made-Attempts	2-2	4-6
Kicking Made-Attempts	2-2	4-5
Rushing Made-Attempts	0-0	0-1
FIELD GOALS Made-Attempts	0-0	0-0
RED ZONE EFFICIENCY	1-2-50%	4-5-80%
GOAL TO GO EFFICIENCY	0-0-0%	4-4-100%
SAFETIES	0	0
FINAL SCORE	14	40
TIME OF POSSESSION	23:23	36:37

## Ball Possession And Drive Chart

### Tennessee Titans

#	Time Recd	Time Lost	Time Poss	How Ball Obtained	Drive Began	# Play	Yds Gain	Yds Pen	Net Yds	1st Down	Last Scrm	How Given Up
1	9:55	5:50	4:05	Kickoff	TEN 35	8	33	0	33	2	GB 32	Punt
2	14:54	13:30	1:24	Kickoff	TEN 25	3	6	0	6	0	TEN 31	Interception
3	10:46	9:01	1:45	Kickoff	TEN 31	3	-17	0	-17	0	TEN 14	Punt
4	4:16	0:37	3:39	Downs	TEN 29	10	71	0	71	5	* GB 12	Touchdown
5	15:00	12:01	2:59	Kickoff	TEN 34	5	66	0	66	2	GB 45	Touchdown
6	10:27	9:23	1:04	Kickoff	TEN 30	3	3	0	3	0	TEN 33	Punt
7	3:35	14:48	3:47	Kickoff	TEN 24	10	41	0	41	3	GB 35	Interception
8	12:24	8:28	3:56	Interception	TEN 37	10	54	0	54	3	* GB 9	Downs
9	2:25	1:41	0:44	Kickoff	TEN 23	3	3	0	3	0	TEN 26	Punt

(268) Average TEN 30

### Green Bay Packers

#	Time Recd	Time Lost	Time Poss	How Ball Obtained	Drive Began	# Play	Yds Gain	Yds Pen	Net Yds	1st Down	Last Scrm	How Given Up
1	15:00	9:55	5:05	Kickoff	GB 40	8	60	0	60	5	* TEN 5	Touchdown
2	5:50	14:54	5:56	Punt	GB 20	10	75	5	80	5	TEN 21	Touchdown
3	13:30	10:46	2:44	Interception	TEN 34	6	34	0	34	3	* TEN 7	Touchdown
4	9:01	4:16	4:45	Punt	GB 45	8	21	5	26	2	* TEN 12	Downs
5	0:37	0:00	0:37	Kickoff	GB 21	3	20	0	20	1	GB 35	End of Half
6	12:01	10:27	1:34	Kickoff	GB 34	3	66	0	66	2	* TEN 8	Touchdown
7	9:23	3:35	5:48	Punt	GB 26	9	69	5	74	4	TEN 30	Touchdown
8	14:48	12:24	2:24	Interception	GB 43	4	9	0	9	1	TEN 48	Interception
9	8:28	2:25	6:03	Downs	GB 9	9	91	0	91	4	* TEN 7	Touchdown
10	1:41	0:00	1:41	Punt	GB 14	3	-3	0	-3	0	GB 12	End of Game

(318) Average GB 32

\* inside opponent's 20

Time of Possession by Quarter		1st	2nd	3rd	4th	OT	Total
Visitor	Tennessee Titans	4:05	6:48	7:38	4:52		23:23
Home	Green Bay Packers	10:55	8:12	7:22	10:08		36:37

Kickoff Drive No.-Start Average

Titans: 7 - TEN 29

Packers: 3 - GB 32

# Final Defensive Statistics

Tennessee Titans	Regular Defensive Plays											Special Teams					Misc				
	TKL	AST	COMB	SK	/ YDS	TFL	Q	IN	PD	FF	FR	TKL	AST	FF	FR	BL	TKL	AST	FF	FR	
D.Long	8	1	9	0	0	1	0	0	0	0	0	0	0	0	0	0	0	0	0	0	0
K.Byard	6	3	9	0	0	0	0	0	0	0	0	0	0	0	0	0	0	0	0	0	0
H.Landry III	3	5	8	0	0	1	0	0	0	0	0	0	0	0	0	0	0	0	0	0	0
M.Butler	6	0	6	0	0	0	0	1	1	0	0	0	0	0	0	0	0	0	0	0	0
A.Jackson	4	2	6	0	0	0	0	0	0	0	0	0	0	0	0	0	0	0	0	0	0
R.Evans	3	2	5	0	0	0	1	0	0	0	0	0	0	0	0	0	0	0	0	0	0
K.Vaccaro	3	2	5	0	0	2	0	0	0	0	0	0	0	0	0	0	0	0	0	0	0
J.Crawford	1	2	3	0	0	0	0	0	0	0	0	0	0	0	0	0	0	0	0	0	0
D.King	2	0	2	0	0	0	0	0	0	0	0	0	0	0	0	0	0	0	0	0	0
J.Simmons	1	1	2	0	0	0	0	0	0	0	0	0	0	0	0	0	0	0	0	0	0
A.Hooker	1	1	2	0	0	0	0	0	0	0	0	0	0	0	0	0	0	0	0	0	0
D.Jones	1	1	2	0	0	0	0	0	0	0	0	0	0	0	0	0	0	0	0	0	0
T.Tart	0	2	2	0	0	0	0	0	0	0	0	0	0	0	0	0	0	0	0	0	0
W.Ray	1	0	1	1	17	1	1	0	0	0	0	0	0	0	0	0	0	0	0	0	0
B.Reed	1	0	1	0	0	0	0	0	0	0	0	0	0	0	0	0	0	0	0	0	0
M.Dickerson	0	1	1	0	0	0	0	0	0	0	0	0	0	0	0	0	0	0	0	0	0
N.Dzubnar	0	0	0	0	0	0	0	0	0	0	0	0	2	0	0	0	0	0	0	0	0
K.Blasingame	0	0	0	0	0	0	0	0	0	0	0	0	1	0	0	0	0	0	0	0	0
W.Compton	0	0	0	0	0	0	0	0	0	0	0	0	1	0	0	0	0	0	0	0	0
A.Firkser	0	0	0	0	0	0	0	0	0	0	0	0	0	0	0	0	1	0	0	0	0
J.Smith	0	0	0	0	0	0	0	0	0	0	0	0	0	0	0	0	1	0	0	0	0
R.Tannehill	0	0	0	0	0	0	0	0	0	0	0	0	0	0	0	0	0	0	0	0	1
Total	41	23	64	1	17	5	2	1	1	0	0	0	4	0	0	0	2	0	0	0	1

TKL = Tackle AST = Assist COMB = Combined QH=QB Hit IN = Interception PD = Pass Defense FF = Forced Fumble FR = Fumble Recovery

Green Bay Packers	Regular Defensive Plays											Special Teams					Misc				
	TKL	AST	COMB	SK	/ YDS	TFL	QH	IN	PD	FF	FR	TKL	AST	FF	FR	BL	TKL	AST	FF	FR	
K.Barnes	5	2	7	0	0	0	0	0	0	0	0	0	0	0	0	0	0	0	0	0	0
A.Amos	4	1	5	0	0	0	0	0	1	0	0	0	0	0	0	0	0	0	0	0	0
R.Gary	3	2	5	0	0	0	0	0	0	0	0	0	0	0	0	0	0	0	0	0	0
D.Savage	2	3	5	0	0	0	0	1	3	0	0	0	0	0	0	0	0	0	0	0	0
C.Sullivan	3	1	4	0	0	0	0	0	0	0	0	0	0	0	0	0	0	0	0	0	0
K.King	2	2	4	0	0	0	1	0	0	0	0	0	0	0	0	0	0	0	0	0	0
K.Clark	3	0	3	0	0	1	1	0	0	0	0	0	0	0	0	0	0	0	0	0	0
P.Smith	2	1	3	0	0	0	1	0	1	0	0	0	0	0	0	0	0	0	0	0	0
D.Lowry	0	3	3	0	0	0	0	0	0	0	0	0	0	0	0	0	0	0	0	0	0
V.Scott	2	0	2	0	0	0	0	0	0	0	0	0	1	0	0	0	0	0	0	0	0
T.Lancaster	2	0	2	0	0	0	0	0	0	0	0	0	0	0	0	0	0	0	0	0	0
Z.Smith	1	1	2	1	10	0	1	0	0	1	0	0	0	0	0	0	0	0	0	0	0
J.Alexander	1	1	2	0	0	0	0	0	3	0	0	0	0	0	0	0	0	0	0	0	0
C.Kirksey	1	0	1	1	7	1	1	1	1	0	0	0	0	0	0	0	0	0	0	0	0
K.Martin	1	0	1	0	0	0	0	0	0	0	0	0	0	0	0	0	0	0	0	0	0
K.Keke	0	1	1	0	0	0	0	0	0	0	0	0	0	0	0	0	0	0	0	0	0
T.Summers	0	0	0	0	0	0	0	0	1	0	0	1	1	0	0	0	0	0	0	0	0
H.Black	0	0	0	0	0	0	0	0	0	0	0	1	1	0	0	0	0	0	0	0	0
D.Dafney	0	0	0	0	0	0	0	0	0	0	0	1	0	0	0	0	0	0	0	0	0
R.Ramsey	0	0	0	0	0	0	0	0	0	0	0	0	1	0	0	0	0	0	0	0	0
O.Burks	0	0	0	0	0	0	0	0	0	0	0	0	1	0	0	0	0	0	0	0	0
J.Jackson	0	0	0	0	0	0	0	0	0	0	0	0	1	0	0	0	0	0	0	0	0
E.St. Brown	0	0	0	0	0	0	0	0	0	0	0	0	0	0	0	0	1	0	0	0	0
A.Rodgers	0	0	0	0	0	0	0	0	0	0	0	0	0	0	0	0	0	0	0	0	1
Total	32	18	50	2	17	2	5	2	10	1	0	3	6	0	0	0	1	0	0	0	1





## Play By Play

## First Quarter

12/27/2020

TEN wins the coin toss and elects to defer. GB elects to Receive, and TEN elects to defend the south goal.

S.Gostkowski kicks 57 yards from TEN 35 to GB 8, out of bounds.

Green Bay Packers at 15:00

1-10-GB 40	(15:00) (Shotgun) A.Jones up the middle to GB 43 for 3 yards (H.Landry III; R.Evans).	
2-7-GB 43	(14:23) (Shotgun) A.Rodgers pass short right to D.Adams to 50 for 7 yards (D.Long).	P1
<u>1-10-50</u>	(13:40) (Shotgun) A.Rodgers pass short right to D.Adams to TEN 42 for 8 yards (K.Byard).	
2-2-TEN 42	(12:58) (Shotgun) A.Jones right tackle to TEN 30 for 12 yards (K.Byard).	R2
<u>1-10-TEN 30</u>	(12:19) A.Rodgers pass short left to D.Dafney to TEN 17 for 13 yards (A.Jackson).	P3
<u>1-10-TEN 17</u>	(11:30) A.Jones right end to TEN 12 for 5 yards (K.Byard, T.Tart).	
2-5-TEN 12	(10:42) (Shotgun) A.Rodgers pass short left to A.Lazard to TEN 5 for 7 yards (D.King, H.Landry III).	P4
<u>1-5-TEN 5</u>	(9:59) A.Rodgers pass short right to D.Adams for 5 yards, TOUCHDOWN.	P5
	M.Crosby extra point is No Good, Wide Left, Center-H.Bradley, Holder-J.Scott.	

TEN 0 GB 6, 8 plays, 60 yards, 5:05 drive, 5:05 elapsed

M.Crosby kicks 56 yards from GB 35 to TEN 9. D.Evans to TEN 35 for 26 yards (R.Ramsey; O.Burks).

Tennessee Titans at 9:55, (1st play from scrimmage 9:50)

1-10-TEN 35	(9:50) D.Henry left end to TEN 35 for no gain (P.Smith).	
2-10-TEN 35	(9:15) (Shotgun) D.Henry left tackle to TEN 40 for 5 yards (K.Barnes).	
3-5-TEN 40	(8:34) (Shotgun) R.Tannehill pass short right to C.Batson to GB 48 for 12 yards (K.Barnes).	P1
<u>1-10-GB 48</u>	(7:51) R.Tannehill scrambles left end ran ob at GB 39 for 9 yards (K.Barnes).	
2-1-GB 39	(7:20) D.Henry right end to GB 35 for 4 yards (D.Savage; K.Barnes).	R2
<u>1-10-GB 35</u>	(6:39) D.Henry right end to GB 32 for 3 yards (T.Lancaster, D.Lowry).	
2-7-GB 32	(6:05) (No Huddle) R.Tannehill pass incomplete short left to J.Smith (D.Savage).	
3-7-GB 32	(6:00) (Shotgun) R.Tannehill pass incomplete short left to A.Firkser.	
4-7-GB 32	(5:56) B.Kern punts 32 yards to end zone, Center-M.Overton, Touchback.	

Green Bay Packers at 5:50

1-10-GB 20	(5:50) (Shotgun) A.Dillon up the middle to GB 21 for 1 yard (D.Long, H.Landry III).	
2-9-GB 21	(5:09) (Shotgun) A.Rodgers scrambles right end to GB 35 for 14 yards (R.Evans).	R6
<u>1-10-GB 35</u>	(4:26) A.Dillon right tackle to GB 36 for 1 yard (D.Long).	
2-9-GB 36	(3:41) (Shotgun) A.Rodgers pass short left to T.Austin to GB 35 for -1 yards (K.Vaccaro).	
3-10-GB 35	(3:00) (Shotgun) A.Rodgers pass short left to A.Dillon to GB 35 for no gain (W.Ray) [D.King].	
	PENALTY on TEN-R.Evans, Illegal Use of Hands, 5 yards, enforced at GB 35 - No Play.	X7
<u>1-10-GB 40</u>	(2:30) A.Dillon left tackle to GB 46 for 6 yards (D.Long).	
2-4-GB 46	(1:52) (Shotgun) A.Rodgers pass short right to A.Lazard pushed ob at TEN 47 for 7 yards (K.Byard).	P8
<u>1-10-TEN 47</u>	(1:22) A.Rodgers pass short right to R.Tonyan to TEN 30 for 17 yards (K.Byard; H.Landry III).	P9
<u>1-10-TEN 30</u>	(:37) A.Rodgers pass incomplete deep left [R.Evans].	
2-10-TEN 30	(:31) (Shotgun) A.Dillon right end to TEN 21 for 9 yards (M.Butler, K.Byard).	

END OF QUARTER

	Score	Time Poss	First Downs				Efficiencies	
			R	P	X	T	3 Down	4 Down
Tennessee Titans	0	4:05	1	1	0	2	1/2	0/0
Green Bay Packers	6	10:55	2	6	1	9	0/0	0/0

## Play By Play

## Second Quarter

12/27/2020

Green Bay Packers continued.

- 3-1-TEN 21 (15:00) A.Rodgers pass deep right to E.St. Brown for 21 yards, TOUCHDOWN. P10  
TWO-POINT CONVERSION ATTEMPT. A.Jones rushes right guard. ATTEMPT FAILS.

TEN 0 GB 12, 10 plays, 80 yards, 1 penalty, 5:56 drive, 0:06 elapsed

M.Crosby kicks 65 yards from GB 35 to end zone, Touchback.

Tennessee Titans at 14:54

- 1-10-TEN 25 (14:54) D.Henry up the middle to TEN 26 for 1 yard (A.Amos; D.Lowry).  
2-9-TEN 26 (14:18) (No Huddle) D.Henry right guard to TEN 31 for 5 yards (D.Lowry; K.Barnes).  
3-4-TEN 31 (13:37) (Shotgun) R.Tannehill pass short right intended for A.Brown INTERCEPTED by D.Savage at TEN 43. D.Savage to TEN 34 for 9 yards (A.Firkser).

Green Bay Packers at 13:30

- 1-10-TEN 34 (13:30) (Shotgun) A.Rodgers pass incomplete short left to A.Jones.  
2-10-TEN 34 (13:22) (Shotgun) A.Dillon up the middle to TEN 20 for 14 yards (K.Byard). R11  
1-10-TEN 20 (12:39) (Shotgun) A.Rodgers pass short left to T.Austin pushed ob at TEN 14 for 6 yards (M.Butler).  
2-4-TEN 14 (12:09) (Shotgun) A.Dillon left tackle to TEN 13 for 1 yard (R.Evans).  
3-3-TEN 13 (11:28) (Shotgun) A.Dillon up the middle to TEN 7 for 6 yards (J.Simmons). R12  
1-7-TEN 7 (10:49) A.Rodgers pass short right to D.Adams for 7 yards, TOUCHDOWN. P13  
M.Crosby extra point is GOOD, Center-H.Bradley, Holder-J.Scott.

TEN 0 GB 19, 6 plays, 34 yards, 2:44 drive, 4:14 elapsed

M.Crosby kicks 62 yards from GB 35 to TEN 3. D.Evans to TEN 31 for 28 yards (J.Jackson; V.Scott).

Tennessee Titans at 10:46, (1st play from scrimmage 10:40)

- 1-10-TEN 31 (10:40) R.Tannehill sacked at TEN 24 for -7 yards (C.Kirksey).  
2-17-TEN 24 (9:59) (Shotgun) R.Tannehill pass incomplete short right to D.Evans (P.Smith).  
3-17-TEN 24 (9:56) (Shotgun) R.Tannehill sacked at TEN 14 for -10 yards (Z.Smith). FUMBLES (Z.Smith) [Z.Smith], and recovers at TEN 14.  
4-27-TEN 14 (9:09) B.Kern punts 41 yards to GB 45, Center-M.Overton, out of bounds.

Green Bay Packers at 9:01

- 1-10-GB 45 (9:01) (Shotgun) A.Rodgers pass deep left to D.Adams to TEN 32 for 23 yards (A.Jackson). P14  
1-10-TEN 32 (8:14) (Shotgun) A.Dillon up the middle to TEN 30 for 2 yards (K.Vaccaro; H.Landry III).  
2-8-TEN 30 (7:31) A.Dillon left tackle to TEN 25 for 5 yards (H.Landry III).  
3-3-TEN 25 (6:45) A.Dillon left guard to TEN 19 for 6 yards (J.Crawford). R15  
1-10-TEN 19 (5:59) A.Rodgers pass short left to A.Dillon to TEN 14 for 5 yards (R.Evans).  
Timeout #1 by GB at 05:22.  
2-5-TEN 14 (5:22) A.Jones left end to TEN 17 for -3 yards (K.Vaccaro).  
3-8-TEN 17 (4:39) (Shotgun) A.Rodgers pass incomplete deep left to R.Tonyan.  
4-8-TEN 17 (4:35) M.Crosby 35 yard field goal is BLOCKED (J.Crawford), Center-H.Bradley, Holder-J.Scott, RECOVERED by TEN-A.Hooker at TEN 14. A.Hooker to GB 20 for 66 yards (J.Scott). PENALTY on TEN-J.Kalu, Defensive Offside, 5 yards, enforced at TEN 17 - No Play.  
4-3-TEN 12 (4:22) (Shotgun) A.Rodgers sacked at TEN 29 for -17 yards (W.Ray).

Tennessee Titans at 4:16

- 1-10-TEN 29 (4:16) D.Henry right end to TEN 30 for 1 yard (R.Gary).  
2-9-TEN 30 (3:41) D.Henry left end to TEN 35 for 5 yards (K.King, D.Savage).  
3-4-TEN 35 (2:59) (Shotgun) R.Tannehill pass short middle to A.Brown to TEN 45 for 10 yards (J.Alexander). P3  
1-10-TEN 45 (2:16) D.Henry left end to TEN 48 for 3 yards (P.Smith).

Two-Minute Warning

- 2-7-TEN 48 (2:00) R.Tannehill pass short left to A.Brown to GB 40 for 12 yards (K.King). P4  
1-10-GB 40 (1:26) D.Henry right end to GB 30 for 10 yards (D.Savage, K.King). R5  
Timeout #1 by TEN at 01:14.  
1-10-GB 30 (1:14) (Shotgun) D.Henry up the middle to GB 32 for -2 yards (K.Clark).  
2-12-GB 32 (:53) (No Huddle, Shotgun) R.Tannehill pass short left to A.Brown ran ob at GB 20 for 12 yards (C.Sullivan). P6  
1-10-GB 20 (:48) (No Huddle, Shotgun) R.Tannehill pass short right to J.Smith ran ob at GB 12 for 8 yards (C.Sullivan).  
2-2-GB 12 (:43) (No Huddle, Shotgun) R.Tannehill pass short left to J.Smith for 12 yards, TOUCHDOWN. P7  
S.Gostkowski extra point is GOOD, Center-M.Overton, Holder-B.Kern.



Tennessee Titans vs Green Bay Packers at Lambeau Field

TEN 7 GB 19, 10 plays, 71 yards, 3:39 drive, 14:23 elapsed

S.Gostkowski kicks 55 yards from TEN 35 to GB 10. M.Taylor to GB 21 for 11 yards (N.Dzubnar; K.Blasingame).

Timeout #2 by TEN at 00:31.

Green Bay Packers at 0:37, (1st play from scrimmage 0:31)

1-10-GB 21 (:31) (Shotgun) A.Rodgers pass short middle to A.Jones to GB 30 for 9 yards (K.Vaccaro; A.Hooker).

Timeout #2 by GB at 00:23.

2-1-GB 30 (:23) (Shotgun) A.Rodgers scrambles right end ran ob at GB 35 for 5 yards (D.Long).

1-10-GB 35 (:08) (Shotgun) A.Rodgers pass short right to D.Adams to GB 41 for 6 yards (M.Butler).

R16

END OF QUARTER

	Score	Time Poss	First Downs				Efficiencies	
			R	P	X	T	3 Down	4 Down
Tennessee Titans	7	6:48	1	4	0	5	1/3	0/0
Green Bay Packers	19	8:12	4	3	0	7	3/4	0/1

## Third Quarter

12/27/2020

## Play By Play

TEN elects to Receive, and GB elects to defend the South goal.

M.Crosby kicks 62 yards from GB 35 to TEN 3. D.Evans to TEN 34 for 31 yards (D.Dafney).

Tennessee Titans at 15:00, (1st play from scrimmage 14:53)

1-10-TEN 34 (14:53) D.Henry right end to TEN 37 for 3 yards (K.Clark).

2-7-TEN 37 (14:11) (Shotgun) R.Tannehill pass short middle to A.Brown to TEN 46 for 9 yards (C.Sullivan). P8

1-10-TEN 46 (13:33) D.Henry right tackle to 50 for 4 yards (R.Gary).

2-6-50 (12:52) D.Henry left end to GB 45 for 5 yards (K.Clark).

3-1-GB 45 (12:10) (Shotgun) R.Tannehill right tackle for 45 yards, TOUCHDOWN. R9

S.Gostkowski extra point is GOOD, Center-M.Overton, Holder-B.Kern.

TEN 14 GB 19, 5 plays, 66 yards, 2:59 drive, 2:59 elapsed

S.Gostkowski kicks 55 yards from TEN 35 to GB 10. M.Taylor to GB 34 for 24 yards (N.Dzubnar; W.Compton).

Green Bay Packers at 12:01, (1st play from scrimmage 11:57)

1-10-GB 34 (11:57) (Shotgun) A.Jones left end to TEN 7 for 59 yards (A.Jackson). R17

1-7-TEN 7 (11:17) A.Jones right end to TEN 8 for -1 yards (H.Landry III).

2-8-TEN 8 (10:33) A.Rodgers pass short middle to D.Adams for 8 yards, TOUCHDOWN. P18

M.Crosby extra point is GOOD, Center-H.Bradley, Holder-J.Scott.

TEN 14 GB 26, 3 plays, 66 yards, 1:34 drive, 4:33 elapsed

M.Crosby kicks 58 yards from GB 35 to TEN 7. D.Evans to TEN 30 for 23 yards (H.Black).

Tennessee Titans at 10:27, (1st play from scrimmage 10:22)

1-10-TEN 30 (10:22) R.Tannehill pass incomplete short middle to A.Brown [K.King].

2-10-TEN 30 (10:18) (Shotgun) D.Henry up the middle to TEN 33 for 3 yards (K.Martin, Z.Smith).

3-7-TEN 33 (9:40) (Shotgun) R.Tannehill pass incomplete deep right to A.Brown (D.Savage).

4-7-TEN 33 (9:32) B.Kern punts 41 yards to GB 26, Center-M.Overton, downed by TEN-N.Dzubnar.

Green Bay Packers at 9:23

1-10-GB 26 (9:23) (Shotgun) A.Rodgers pass short middle to D.Adams to GB 37 for 11 yards (D.Long). GB-R.Wagner was injured during the play. P19

1-10-GB 37 (8:43) A.Dillon left tackle to GB 45 for 8 yards (B.Reed).

2-2-GB 45 (8:06) A.Dillon right tackle to TEN 49 for 6 yards (A.Jackson; R.Evans). R20

1-10-TEN 49 (7:26) A.Rodgers pass short right to A.Dillon to TEN 42 for 7 yards (A.Jackson).

PENALTY on TEN-T.Tart, Defensive Offside, 5 yards, enforced at TEN 49 - No Play.

1-5-TEN 44 (7:02) (Shotgun) A.Dillon right end to TEN 47 for -3 yards (D.Long).

2-8-TEN 47 (6:20) (Shotgun) A.Rodgers pass short right to D.Adams pushed ob at TEN 39 for 8 yards (M.Butler). P21

1-10-TEN 39 (5:45) A.Jones left end pushed ob at TEN 31 for 8 yards (H.Landry III).

2-2-TEN 31 (5:11) (Shotgun) A.Jones up the middle to TEN 30 for 1 yard (D.Long).

Timeout #1 by GB at 04:28.

3-1-TEN 30 (4:28) A.Jones right guard to TEN 30 for no gain (M.Dickerson; T.Tart).

4-1-TEN 30 (3:42) (Shotgun) A.Dillon right tackle for 30 yards, TOUCHDOWN. R22

M.Crosby extra point is GOOD, Center-H.Bradley, Holder-J.Scott.

TEN 14 GB 33, 9 plays, 74 yards, 1 penalty, 5:48 drive, 11:25 elapsed

M.Crosby kicks 61 yards from GB 35 to TEN 4. D.Evans to TEN 24 for 20 yards (T.Summers).

Tennessee Titans at 3:35, (1st play from scrimmage 3:31)

1-10-TEN 24 (3:31) D.Henry left end to TEN 28 for 4 yards (K.Barnes).

2-6-TEN 28 (2:56) (No Huddle) D.Henry left end to TEN 31 for 3 yards (K.Keke; P.Smith).

3-3-TEN 31 (2:16) (Shotgun) R.Tannehill pass short middle to A.Firkser to TEN 42 for 11 yards (A.Amos, R.Gary). P10

1-10-TEN 42 (1:39) (Shotgun) R.Tannehill pass incomplete short right to C.Davis (J.Alexander).

2-10-TEN 42 (1:36) D.Henry up the middle to GB 48 for 10 yards (A.Amos). R11

1-10-GB 48 (1:13) R.Tannehill pass incomplete short right to A.Brown (A.Amos) [K.Clark].

2-10-GB 48 (1:09) D.Henry right end to GB 45 for 3 yards (A.Amos, R.Gary).

3-7-GB 45 (:28) (Shotgun) R.Tannehill pass short middle to J.Smith to GB 35 for 10 yards (K.Barnes). P12

Tennessee Titans vs Green Bay Packers at Lambeau Field

END OF QUARTER

	Score	Time Poss	First Downs				Efficiencies	
			R	P	X	T	3 Down	4 Down
Tennessee Titans	14	7:38	2	3	0	5	3/4	0/0
Green Bay Packers	33	7:22	3	3	0	6	0/1	1/1

Tennessee Titans continued.

1-10-GB 35 (15:00) (Shotgun) R.Tannehill pass incomplete short right to J.Smith (J.Alexander).

2-10-GB 35 (14:56) (Shotgun) R.Tannehill pass short right intended for J.Smith INTERCEPTED by C.Kirksey [P.Smith] at GB 33. C.Kirksey to GB 43 for 10 yards (J.Smith).

Green Bay Packers at 14:48

1-10-GB 43 (14:48) A.Jones left end to TEN 47 for 10 yards (M.Butler, D.Jones). R23

1-10-TEN 47 (14:03) A.Rodgers FUMBLES (Aborted) at 50, and recovers at GB 47.

2-16-GB 47 (13:19) A.Rodgers pass short left to A.Jones to TEN 48 for 5 yards (A.Jackson).

3-11-TEN 48 (12:32) (Shotgun) A.Rodgers pass short middle intended for D.Adams INTERCEPTED by M.Butler at TEN 34. M.Butler to TEN 37 for 3 yards (E.St. Brown).

Tennessee Titans at 12:24

1-10-TEN 37 (12:24) D.Henry left end to TEN 43 for 6 yards (D.Savage; K.King).

2-4-TEN 43 (11:56) D.Henry right end to GB 49 for 8 yards (D.Savage). R13

1-10-GB 49 (11:24) (No Huddle) R.Tannehill scrambles up the middle to GB 48 for 1 yard (R.Gary).

2-9-GB 48 (10:52) (No Huddle, Shotgun) R.Tannehill pass deep left to N.Westbrook-Ikhine to GB 29 for 19 yards (V.Scott). P14

1-10-GB 29 (10:18) (No Huddle) D.Henry up the middle to GB 20 for 9 yards (V.Scott).

2-1-GB 20 (9:48) (No Huddle) D.Henry right end to GB 15 for 5 yards (C.Sullivan; J.Alexander). R15

1-10-GB 15 (9:23) (No Huddle) R.Tannehill pass incomplete short middle.

2-10-GB 15 (9:19) (Shotgun) R.Tannehill pass incomplete short right to C.Davis.

3-10-GB 15 (9:15) (Shotgun) R.Tannehill pass short middle to J.McNichols to GB 9 for 6 yards (A.Amos).

4-4-GB 9 (8:32) (Shotgun) R.Tannehill pass incomplete short middle to J.Smith (J.Alexander).

Green Bay Packers at 8:28

1-10-GB 9 (8:28) A.Dillon left end to GB 15 for 6 yards (D.Long; J.Simmons).

2-4-GB 15 (7:41) A.Dillon left end to GB 23 for 8 yards (K.Vaccaro). R24

1-10-GB 23 (6:59) A.Dillon up the middle to GB 32 for 9 yards (K.Byard, A.Jackson).

2-1-GB 32 (6:11) A.Rodgers pass short left to D.Adams pushed ob at TEN 41 for 27 yards (D.King). P25

1-10-TEN 41 (5:32) A.Dillon right tackle to TEN 41 for no gain (D.Jones).

2-10-TEN 41 (4:48) A.Dillon left tackle to TEN 41 for no gain (A.Hooker, J.Crawford).

3-10-TEN 41 (4:01) (Shotgun) A.Rodgers pass deep left to D.Adams to TEN 9 for 32 yards (M.Butler). P26

1-9-TEN 9 (3:14) A.Dillon left guard to TEN 7 for 2 yards (K.Byard; J.Crawford).

2-7-TEN 7 (2:30) (Shotgun) A.Dillon right guard for 7 yards, TOUCHDOWN. R27

M.Crosby extra point is GOOD, Center-H.Bradley, Holder-J.Scott.

TEN 14 GB 40, 9 plays, 91 yards, 6:03 drive, 12:35 elapsed

M.Crosby kicks 59 yards from GB 35 to TEN 6. D.Evans to TEN 23 for 17 yards (H.Black; T.Summers).

Tennessee Titans at 2:25, (1st play from scrimmage 2:20)

1-10-TEN 23 (2:20) (Shotgun) D.Evans up the middle to TEN 26 for 3 yards (T.Lancaster).

Two-Minute Warning

2-7-TEN 26 (2:00) (Shotgun) L.Woodside pass incomplete short right to K.Raymond.

3-7-TEN 26 (1:56) (No Huddle, Shotgun) L.Woodside pass incomplete short middle to D.Evans (T.Summers).

4-7-TEN 26 (1:52) B.Kern punts 60 yards to GB 14, Center-M.Overton, downed by TEN-N.Westbrook-Ikhine.

Green Bay Packers at 1:41

1-10-GB 14 (1:41) T.Boyle kneels to GB 13 for -1 yards.

2-11-GB 13 (1:00) T.Boyle kneels to GB 12 for -1 yards.

3-12-GB 12 (:31) T.Boyle kneels to GB 11 for -1 yards.

END OF QUARTER

	Score	Time Poss	First Downs				Efficiencies	
			R	P	X	T	3 Down	4 Down
Tennessee Titans	14	4:52	2	1	0	3	0/2	0/1
Green Bay Packers	40	10:08	3	2	0	5	1/3	0/0

# Miscellaneous Statistics Report

Tennessee Titans vs Green Bay Packers  
12/27/2020 at Lambeau Field

## Ten Longest Plays for Tennessee Titans

Yards	Qtr	Play Start	Play Description
45	3	3-1-GB 45	(12:10) (Shotgun) R.Tannehill right tackle for 45 yards, TOUCHDOWN.
19	4	2-9-GB 48	(10:52) (No Huddle, Shotgun) R.Tannehill pass deep left to N.Westbrook-Ikhine to GB 29 for 19 yards (V.Scott).
12	1	3-5-TEN 40	(8:34) (Shotgun) R.Tannehill pass short right to C.Batson to GB 48 for 12 yards (K.Barnes).
12	2	2-7-TEN 48	(2:00) R.Tannehill pass short left to A.Brown to GB 40 for 12 yards (K.King).
12	2	2-12-GB 32	(:53) (No Huddle, Shotgun) R.Tannehill pass short left to A.Brown ran ob at GB 20 for 12 yards (C.Sullivan).
12	2	2-2-GB 12	(:43) (No Huddle, Shotgun) R.Tannehill pass short left to J.Smith for 12 yards, TOUCHDOWN.
11	3	3-3-TEN 31	(2:16) (Shotgun) R.Tannehill pass short middle to A.Firkser to TEN 42 for 11 yards (A.Amos, R.Gary).
10	2	3-4-TEN 35	(2:59) (Shotgun) R.Tannehill pass short middle to A.Brown to TEN 45 for 10 yards (J.Alexander).
10	2	1-10-GB 40	(1:26) D.Henry right end to GB 30 for 10 yards (D.Savage, K.King).
10	3	2-10-TEN 42	(1:36) D.Henry up the middle to GB 48 for 10 yards (A.Amos).

## Ten Longest Plays for Green Bay Packers

Yards	Qtr	Play Start	Play Description
59	3	1-10-GB 34	(11:57) (Shotgun) A.Jones left end to TEN 7 for 59 yards (A.Jackson).
32	4	3-10-TEN 41	(4:01) (Shotgun) A.Rodgers pass deep left to D.Adams to TEN 9 for 32 yards (M.Butler).
30	3	4-1-TEN 30	(3:42) (Shotgun) A.Dillon right tackle for 30 yards, TOUCHDOWN.
27	4	2-1-GB 32	(6:11) A.Rodgers pass short left to D.Adams pushed ob at TEN 41 for 27 yards (D.King).
23	2	1-10-GB 45	(9:01) (Shotgun) A.Rodgers pass deep left to D.Adams to TEN 32 for 23 yards (A.Jackson).
21	2	3-1-TEN 21	(15:00) A.Rodgers pass deep right to E.St. Brown for 21 yards, TOUCHDOWN.
17	1	1-10-TEN 47	(1:22) A.Rodgers pass short right to R.Tonyan to TEN 30 for 17 yards (K.Byard; H.Landry III).
14	1	2-9-GB 21	(5:09) (Shotgun) A.Rodgers scrambles right end to GB 35 for 14 yards (R.Evans).
14	2	2-10-TEN 34	(13:22) (Shotgun) A.Dillon up the middle to TEN 20 for 14 yards (K.Byard).
13	1	1-10-TEN 30	(12:19) A.Rodgers pass short left to D.Dafney to TEN 17 for 13 yards (A.Jackson).

## Touchdown Scoring Information

		Offense	Defense	Special Teams
VISITOR	Tennessee Titans	2	0	0
HOME	Green Bay Packers	6	0	0

## Player Scoring Information

Club	Player	TD	Rush TD	Rec TD	KO TD	Punt TD	Int TD	Fum TD	Misc TD	FG	XP	2Pt Rush	2Pt Rec	Sfty	Points
TEN	R.Tannehill	0	1	0	0	0	0	0	0	0	0	0	0	0	6
TEN	J.Smith	0	0	1	0	0	0	0	0	0	0	0	0	0	6
TEN	S.Gostkowski	0	0	0	0	0	0	0	0	0	2	0	0	0	2
GB	D.Adams	0	0	3	0	0	0	0	0	0	0	0	0	0	18
GB	A.Dillon	0	2	0	0	0	0	0	0	0	0	0	0	0	12
GB	E.St. Brown	0	0	1	0	0	0	0	0	0	0	0	0	0	6
GB	M.Crosby	0	0	0	0	0	0	0	0	0	4	0	0	0	4

## Possession Detail

	First Half		Second Half		Game	
	Visitor	Home	Visitor	Home	Visitor	Home
Largest Lead	0	19	0	26	0	26
Drives Leading	0	4	0	5	0	9
Time of Possession Leading	0:00	14:02	0:00	17:30	0:00	31:32
Largest Deficit	-19	0	-26	0	-26	0
Drives Trailing	4	0	5	0	9	0
Time of Possession Trailing	10:53	0:00	12:30	0:00	23:23	0:00
Times Score Tied Up		0		0		0
Lead Changes		1		0		1

# Playtime Percentage

*Percent of playtime per player on offense, defense and special teams*

Tennessee Titans

Green Bay Packers

Tennessee Titans					Green Bay Packers								
		Offense	Defense	Special Teams			Offense	Defense	Special Teams				
N Davis	G	55	100%	2	9%	E Jenkins	G	66	100%	6	27%		
D Quessenberry	G	55	100%	2	9%	B Turner	T	66	100%	2	9%		
D Kelly	T	52	95%	2	9%	A Rodgers	QB	63	95%				
R Saffold	G	52	95%	2	9%	D Bakhtiari	T	63	95%				
R Tannehill	QB	52	95%			C Linsley	C	63	95%				
B Jones	C	52	95%			D Adams	WR	47	71%				
C Davis	WR	45	82%			R Wagner	G	41	62%	4	18%		
A Brown	WR	42	76%			A Lazard	WR	41	62%				
J Smith	TE	40	73%			M Valdes-Scantling	WR	41	62%				
D Henry	RB	39	71%			R Tonyan	TE	39	59%				
C Batson	WR	25	45%			A Dillon	RB	38	58%	1	5%		
G Swaim	TE	24	44%	9	41%	M Lewis	TE	31	47%				
N Westbrook	WR	13	24%	14	64%	D Dafney	TE	26	39%	10	45%		
M Pruitt	TE	12	22%	11	50%	L Patrick	G	25	38%	6	27%		
J McNichols	RB	9	16%	7	32%	A Jones	RB	25	38%				
A Firkser	TE	8	15%	7	32%	E St. Brown	WR	18	27%	3	14%		
K Raymond	WR	7	13%	3	14%	T Austin	WR	17	26%	4	18%		
D Evans	RB	6	11%	13	59%	M Taylor	WR	4	6%	5	23%		
K Blasingame	FB	5	9%	14	64%	Y Nijman	T	3	5%	6	27%		
J Douglas	G	3	5%	2	9%	J Runyan	G	3	5%	6	27%		
M Newhouse	T	3	5%			D Williams	RB	3	5%	4	18%		
A Brewer	C	3	5%			T Boyle	QB	3	5%				
L Woodside	QB	3	5%			J Alexander	CB		52	95%	1	5%	
D Long	LB		66	100%	4	18%	K King	CB		52	95%	1	5%
K Byard	FS		66	100%			D Savage	SS		52	95%	1	5%
M Butler	CB		66	100%			K Barnes	LB		52	95%	1	5%
A Jackson	CB		65	98%			A Amos	FS		52	95%		
R Evans	LB		63	95%			P Smith	LB		45	82%	1	5%
H Landry	LB		62	94%			K Clark	NT		43	78%		
K Vaccaro	SS		59	89%			D Lowry	DE		35	64%	8	36%
J Simmons	DT		50	76%	6	27%	Z Smith	LB		35	64%	1	5%
D Jones	NT		46	70%	8	36%	C Sullivan	CB		31	56%	10	45%
D King	CB		44	67%			R Gary	LB		30	55%	3	14%
J Crawford	DT		37	56%	8	36%	V Scott	FS		26	47%	13	59%
T Tart	DT		26	39%	6	27%	K Keke	DE		25	45%	10	45%
B Reed	LB		22	33%	3	14%	T Lancaster	NT		20	36%	9	41%
M Dickerson	DT		19	29%	6	27%	K Martin	LB		13	24%	13	59%
A Hooker	FS		16	24%	20	91%	C Kirksey	LB		12	22%	2	9%
W Ray	DE		16	24%			B Price	DT		9	16%	1	5%
N Dzubnar	LB		3	5%	20	91%	R Ramsey	LB		6	11%	15	68%
D Bates	LB				20	91%	H Black	DB		3	5%	15	68%
W Compton	LB				20	91%	O Burks	LB		3	5%	15	68%
J Kalu	CB			9	41%	T Summers	LB		3	5%	15	68%	
B Kern	P			6	27%	J Jackson	CB		3	5%	13	59%	
M Overton	LS			6	27%								

C Jackson	CB	6	27%	K Hollman	CB	3	5%	12	55%
S Gostkowski	K	5	23%	M Crosby	K			13	59%
T Smith	CB	1	5%	J Scott	P			6	27%
				H Bradley	LS			6	27%

2020 TENNESSEE TITANS REGULAR SEASON STATISTICS

Won 10, Lost 5

Table with columns: Date, W-L, Score, OT, Opponent, Attendance. Lists 17 games with results and attendance figures.

Table with columns: Statistic, Tenn., Opp. Compares team statistics for various categories like Total First Downs, Net Yards, and Touchdowns.

Table with columns: Score By Periods, Q1, Q2, Q3, Q4, OT, PTS. Shows the score breakdown by quarter for the team and opponents.

Table with columns: Scoring, TD, Rush, Rec, Ret, K-PAT, FG, S, PTS. Lists individual player statistics for touchdowns, rushing, receiving, and kicking.

2-Pt Conv: Tannehill 2, Henry, Westbrook, TM 4-7, OPP 1-7
Sacks: Landry 4.5, Simmons 3, D. Jones 2, J. Brown 1, Crawford 1, Fulton 1, King LG 1, Ray 1, Vaccaro 1, R. Evans 0.5, TM 15, OPP 23
FUM/Lost: Tannehill 6/1, A. Brown 2/1, Batson 1/0, Brinkley 1/0, C. Davis 1/1, Douglas 1/0, Henry 1/1

Table with columns: Passing, Att, Cmp, Yds, Cmp%, Yds/Att, TD, TD%, Int, Int%, Long, Sack/Lost, Rating. Summarizes passing performance for the team and opponents.

Table with columns: Rushing, No., Yds, Avg, Long, TD. Lists individual player rushing statistics.

Table with columns: Receiving, No., Yds, Avg, Long, TD. Lists individual player receiving statistics.

Table with columns: Interceptions, No., Yds, Avg, Long, TD. Lists individual player interception statistics.

Table with columns: Punting, No., Yds, Avg, Net, TB, In, Lg, B. Lists individual player punting statistics.

Table with columns: Punt Returns, Ret, FC, Yds, Avg, Long, TD. Lists individual player punt return statistics.

Table with columns: Kickoff Returns, No., Yds, Avg, Long, TD. Lists individual player kickoff return statistics.

Table with columns: Field Goals, 1-19, 20-29, 30-39, 40-49, 50+. Lists individual player field goal statistics.

Gostkowski/TM: (47N,44B,42N,25G) (51G,49G) (39G,31G,30G,51G,54G,55G) ( ) (27B,37N) (51G,45N) (53N) (40G) (50G,44N) (40G,40G,22G) (49G) ( ) (53G) (38G) ( ) OPP: ( ) (35G) (41G,49N) (43G) (38G) (38G,30G) (33G) (22G) (24G,43G) (30G,27G,29G) ( ) (27G,43G) (53B,53G) (53G) ( )



## **TITANS CAPTURE AFC SOUTH WITH WILD WIN OVER TEXANS**

**BY JIM WYATT  
TENNESSEE TITANS  
JANUARY 3, 2021**

HOUSTON – Crown 'em

The Titans on Sunday captured the AFC South crown with a 41-38 win over the Texans on a day when running back Derrick Henry eclipsed the 2,000-yard mark while establishing himself as the NFL's rushing leader in 2020.

The Titans took the lead on a six-yard touchdown run by quarterback Ryan Tannehill with 1:42 left, but Texans kicker Ka'imi Fairbairn kicked a 50-yard field goal with 18 seconds left in regulation to make it 38-38.

Tannehill then connected on a 58-yard bomb to receiver A.J. Brown to set up Sam Sloman's 37-yard field goal on the final play of regulation to cap a wild and crazy ending.

Henry ran for 250 yards in the contest, and he finished the season with 2,027 yards.

Even before kickoff, the Titans had clinched a playoff berth as a result of Miami's loss at Buffalo.

As a result of Sunday's win, they'll host the Ravens next week in the playoffs at Nissan Stadium.

The Titans scored first on a 47-yard field goal by Sloman, which was set up by an interception from safety Amani Hooker. But the Texans responded with a 24-yard field goal by kicker Ka'imi Fairbairn to make it 3-3 with 1:42 left in the first quarter.

Then Henry began to take over.

Henry broke free on a 52-yard touchdown run on the first play of the second quarter to give the Titans a 10-3 lead.

After another field goal by the Texans, Henry busted loose for another long run to give the Titans the ball on the Houston one-yard line. It set up a four-yard touchdown pass from Tannehill to receiver A.J. Brown, which made it 17-6 midway through the second quarter. During one stretch, Henry had consecutive carries of 52, 16 and 28 yards.

The Titans, who entered the contest with just 19 sacks in 15 game, sacked Texans quarterback Deshaun Watson four times. Titans defenders Brooks Reed, Harold Landry and Desmond King were all credited with sacks in the first half and defensive lineman Jack Crawford got him late.

The Titans led 17-9 at the half following a 28-yard field goal by Fairbairn with 10 seconds left in the second quarter.

The Titans stretched their lead to 24-9 on their first possession of the second half on a six-yard run by Henry, which capped a 10-play, 75-yard drive.

The Texans cut the lead to 24-15 in a flea-flicker that ended with a 38-yard pass from Watson to receiver Brandin Cooks.

But the Titans answered back with another Henry-led drive that was capped off with a five-yard run by Tannehill, which made it 31-15 with 4:29 left in the third quarter.

The Texans countered with another Watson-to-Cooks touchdown, and following a fumble by Henry, the Texans scored again on a David Johnson run to make it 31-28 Titans with 1:20 left in the third quarter.

The Texans then took the lead 35-31 on a seven-yard touchdown pass from Watson to tight end Pharaoh Brown to make it 35-31 with 10:14 left in the contest.

Then came the heart-stopping finish.

###

# Week 17, 2020 - Titans at Texans

## National Football League Game Summary

NFL Copyright © 2020 by The National Football League. All rights reserved. This summary and play-by-play is for the express purpose of assisting media in their coverage of the game; any other use of this material is prohibited without the written permission of the National Football League.

Date: Sunday, 1/3/2021

Tennessee Titans at Houston Texans  
at NRG Stadium, Houston, TX

Start Time: 3:25 PM CST

### Game Day Weather

Game Weather: Sunny

Temp: 66° F (18.9° C) Humidity: 39%, Wind: SSW 11 mph

Played Retractable Roof - Open on Turf: Artificial

Outdoor Weather: Sunny,

### Officials

Referee: Hochuli, Shawn (83)  
Line Judge: Johnson, Carl (101)  
Back Judge: Martinez, Rich (39)

Umpire: George, Ramon (128)  
Field Judge: Hill, Tom (97)  
Replay Official: Matoren, Brian (0)

Down Judge: Thomas, Sarah (53)  
Side Judge: Hill, Chad (125)

### Lineups

Tennessee Titans				Houston Texans			
Offense		Defense		Offense		Defense	
WR 84	C.Davis	OLB 57	W.Ray	QB 4	D.Watson	DE 99	J.Watt
TE 81	J.Smith	NT 90	D.Jones	RB 31	D.Johnson	DT 91	C.Watkins
LT 72	D.Quessenberry	DT 98	J.Simmons	WR 16	K.Coutee	DT 90	R.Blacklock
LG 76	R.Saffold III	ILB 54	R.Evans	WR 13	B.Cooks	DE 94	C.Omenihu
C 60	B.Jones	ILB 51	D.Long	TE 87	D.Fells	LB 41	Z.Cunningham
RG 64	N.Davis	OLB 58	H.Landry III	TE 85	P.Brown	LB 50	T.Adams
RT 71	D.Kelly	CB 33	D.King	LT 63	R.Johnson	LB 52	J.Greenard
TE 87	G.Swaim	CB 25	A.Jackson	LG 74	M.Scharping	CB 35	K.Crossen
WR 11	A.Brown	SS 24	K.Vaccaro	C 66	N.Martin	CB 26	V.Hargreaves
QB 17	R.Tannehill	FS 31	K.Byard	RG 73	Z.Fulton	S 33	A.Moore
RB 22	D.Henry	CB 21	M.Butler	RT 67	C.Heck	S 32	L.Johnson

### Substitutions

K 2 S.Sloman, P 6 B.Kern, WR 13 C.Batson, WR 14 K.Raymond, WR 15 N.Westbrook-Ikhine, CB 23 T.Smith, CB 26 K.Fulton, RB 28 J.McNichols, RB 32 D.Evans, DB 37 A.Hooker, FB/RB 41 K.Blasingame, OLB 42 B.Reed, DB 46 J.Kalu, LS 47 M.Overton, LB 49 N.Dzubnar, LB 53 W.Compton, LB 56 D.Bates, G/C 62 A.Brewer, G/C 75 J.Douglas, T 78 M.Newhouse, TE 85 M.Pruitt, TE 86 A.Firkser, DL 91 L.Murchison, DE 92 M.Dickerson, DL 94 J.Crawford

### Substitutions

QB 2 A.McCarron, K 7 K.Fairbairn, P 9 B.Anger, WR 11 S.Mitchell, WR 17 C.Hansen, RB 22 D.Hilliard, CB 30 C.Armstrong, CB 34 J.Reid, S 36 J.Owens, RB 38 B.Howell, CB 39 M.Fields, RB 40 S.Phillips, LS 46 J.Weeks, ILB 48 N.Hall, OLB 54 J.Martin, ILB 56 K.Emanuel, OLB 57 B.Scarlett, ILB 58 P.Kalambayi, G 62 B.Benzschawel, G 64 S.Kelemete, C 65 G.Mancz, TE 81 K.Warring, TE 88 J.Akins, DT 97 A.Brown, DT 98 A.Alufohai

### Did Not Play

QB 5 L.Woodside

WR 82 I.Coulter

### Not Active

RB 20 S.Perry, DB 35 C.Jackson, CB 36 K.Orr, RB 45 D.Foreman, OLB 50 D.Roberson

QB 3 J.McCown, WR 19 D.Ratley, DB 24 G.Stone, RB 25 Du.Johnson, CB 29 P.Gaines, T 78 L.Tunsil

### Field Goals (made ( ) & missed)

		S.Sloman	K.Fairbairn				
		(47) (37)		(24) (43) (28) (51)			
			1	2	3	4	OT
VISITOR:	Tennessee Titans		3	14	14	10	0
HOME:	Houston Texans		3	6	19	10	0
							Total
							41
							38

### Scoring Plays

Team	Qtr	Time	Play Description (Extra Point) (Drive Info)	Visitor	Home
Titans	1	6:41	S.Sloman 47 yd. Field Goal (4-2, 0:55)	3	0
Texans	1	1:42	K.Fairbairn 24 yd. Field Goal (11-72, 4:59)	3	3
Titans	2	14:51	D.Henry 52 yd. run (S.Sloman kick) (4-75, 1:51)	10	3
Texans	2	8:15	K.Fairbairn 43 yd. Field Goal (11-51, 6:36)	10	6
Titans	2	4:29	A.Brown 4 yd. pass from R.Tannehill (S.Sloman kick) (7-75, 3:46)	17	6
Texans	2	0:10	K.Fairbairn 28 yd. Field Goal (12-50, 4:19)	17	9
Titans	3	9:53	D.Henry 6 yd. run (S.Sloman kick) (10-75, 5:07)	24	9
Texans	3	8:08	B.Cooks 38 yd. pass from D.Watson (kick failed, wr) (4-75, 1:45)	24	15
Titans	3	4:29	R.Tannehill 5 yd. run (S.Sloman kick) (8-77, 3:39)	31	15

# Week 17, 2020 - Titans at Texans

## National Football League Game Summary

NFL Copyright © 2020 by The National Football League. All rights reserved. This summary and play-by-play is for the express purpose of assisting media in their coverage of the game; any other use of this material is prohibited without the written permission of the National Football League.

---

Texans	3	2:59	B.Cooks 20 yd. pass from D.Watson (pass failed) (3-65, 1:30)	31	21
Texans	3	1:20	D.Johnson 1 yd. run (K.Fairbairn kick) (3-28, 1:32)	31	28
Texans	4	10:14	P.Brown 7 yd. pass from D.Watson (K.Fairbairn kick) (6-52, 2:59)	31	35
Titans	4	1:42	R.Tannehill 5 yd. run (S.Sloman kick) (19-75, 8:32)	38	35
Texans	4	0:18	K.Fairbairn 51 yd. Field Goal (8-58, 1:24)	38	38
Titans	4	0:00	S.Sloman 37 yd. Field Goal (3-56, 0:18)	41	38
Paid Attendance: 12,504				Time: 3:13	

# Final Individual Statistics

Tennessee Titans								Houston Texans									
RUSHING								RUSHING									
	ATT	YDS	AVG	LG	TD			ATT	YDS	AVG	LG	TD					
D.Henry	34	250	7.4	52	2	D.Johnson		14	84	6.0	26	1					
R.Tannehill	7	38	5.4	11	2	D.Watson		3	12	4.0	7	0					
Total	41	288	7.0	52	4	Total		17	96	5.6	26	1					
PASSING								PASSING									
	ATT	CMP	YDS	SK/YD	TD	LG	IN	RT		ATT	CMP	YDS	SK/YD	TD	LG	IN	RT
R.Tannehill	27	18	216	2/12	1	52	0	103.3	D.Watson	39	28	365	4/24	3	42	1	115.9
Total	27	18	216	2/12	1	52	0	103.3	A.McCarron	1	1	20	0/0	0	20	0	118.8
									Total	40	29	385	4/24	3	42	1	117.2
PASS RECEIVING								PASS RECEIVING									
	TAR	REC	YDS	AVG	LG	TD			TAR	REC	YDS	AVG	LG	TD			
A.Brown	11	10	151	15.1	52	1	B.Cooks		16	11	166	15.1	38	2			
C.Davis	11	5	39	7.8	19	0	K.Coutee		7	6	90	15.0	42	0			
A.Firkser	2	2	18	9.0	12	0	P.Brown		5	5	48	9.6	14	1			
J.Smith	2	1	8	8.0	8	0	D.Johnson		5	3	36	12.0	32	0			
N.Westbrook-Ikhine	1	0	0	0.0	0	0	C.Hansen		4	2	16	8.0	12	0			
Total	27	18	216	12.0	52	1	S.Mitchell		1	1	20	20.0	20	0			
							J.Akins		2	1	9	9.0	9	0			
							Total		40	29	385	13.3	42	3			
INTERCEPTIONS								INTERCEPTIONS									
	NO	YDS	AVG	LG	TD			NO	YDS	AVG	LG	TD					
A.Hooker	1	2	2.0	2	0	Total		0	0	0	0	0					
Total	1	2	2.0	2	0												
PUNTING								PUNTING									
	NO	YDS	AVG	NET	TB	IN20	LG		NO	YDS	AVG	NET	TB	IN20	LG		
B.Kern	1	46	46.0	44.0	0	1	46	B.Anger	1	42	42.0	42.0	0	1	42		
Total	1	46	46.0	44.0	0	1	46	Total	1	42	42.0	42.0	0	1	42		
PUNT RETURNS								PUNT RETURNS									
	NO	YDS	AVG	FC	LG	TD		NO	YDS	AVG	FC	LG	TD				
K.Raymond	0	0	0.0	1	0	0	K.Coutee		1	2	2.0	0	2	0			
Total	0	0	0.0	1	0	0	Total		1	2	2.0	0	2	0			
KICKOFF RETURNS								KICKOFF RETURNS									
	NO	YDS	AVG	FC	LG	TD		NO	YDS	AVG	FC	LG	TD				
D.Evans	1	16	16.0	0	16	0	D.Hilliard		3	69	23.0	0	23	0			
[TOUCHBACK]	8	0	0.0	0	0	0	J.Owens		1	26	26.0	0	26	0			
Total	1	16	16.0	0	16	0	[OUT OF BOUNDS]		1	0	0.0	0	0	0			
							[TOUCHBACK]		2	0	0.0	0	0	0			
							Total		4	95	23.8	0	26	0			

## Tennessee Titans

FUMBLES												
	FUM	LOST	OWN-REC	YDS	TD	FORCED	OPP-REC	YDS	TD	OUT-BDS		
D.Henry	2	1	0	0	0	0	0	0	0	0		
D.Kelly	0	0	1	0	0	0	0	0	0	0		
Total	2	1	1	0	0	0	0	0	0	0		

## Houston Texans

FUMBLES												
	FUM	LOST	OWN-REC	YDS	TD	FORCED	OPP-REC	YDS	TD	OUT-BDS		
Z.Cunningham	0	0	0	0	0	1	0	0	0	0		
A.Moore	0	0	0	0	0	1	0	0	0	0		
C.Watkins	0	0	0	0	0	0	1	0	0	0		
Total	0	0	0	0	0	2	1	0	0	0		

## Final Team Statistics

	Visitor Titans	Home Texans
TOTAL FIRST DOWNS	28	26
By Rushing	17	6
By Passing	10	17
By Penalty	1	3
THIRD DOWN EFFICIENCY	7-10-70%	5-12-42%
FOURTH DOWN EFFICIENCY	0-1-0%	1-1-100%
TOTAL NET YARDS	492	457
Total Offensive Plays (inc. times thrown passing)	70	61
Average gain per offensive play	7.0	7.5
NET YARDS RUSHING	288	96
Total Rushing Plays	41	17
Average gain per rushing play	7.0	5.6
Tackles for a loss-number and yards	4-9	0-0
NET YARDS PASSING	204	361
Times thrown - yards lost attempting to pass	2-12	4-24
Gross yards passing	216	385
PASS ATTEMPTS-COMPLETIONS-HAD INTERCEPTED	27-18-0	40-29-1
Avg gain per pass play (inc.# thrown passing)	7.0	8.2
KICKOFFS Number-In End Zone-Touchbacks	7-3-2	9-8-8
PUNTS Number and Average	1-46.0	1-42.0
Had Blocked	0	0
FGs - PATs Had Blocked	0-0	0-0
Net Punting Average	44.0	42.0
TOTAL RETURN YARDAGE (Not Including Kickoffs)	2	2
No. and Yards Punt Returns	0-0	1-2
No. and Yards Kickoff Returns	1-16	4-95
No. and Yards Interception Returns	1-2	0-0
PENALTIES Number and Yards	6-50	6-44
FUMBLES Number and Lost	2-1	0-0
TOUCHDOWNS	5	4
Rushing	4	1
Passing	1	3
EXTRA POINTS Made-Attempts	5-5	2-4
Kicking Made-Attempts	5-5	2-3
Passing Made-Attempts	0-0	0-1
FIELD GOALS Made-Attempts	2-2	4-4
RED ZONE EFFICIENCY	4-5-80%	2-5-40%
GOAL TO GO EFFICIENCY	3-3-100%	1-2-50%
SAFETIES	0	0
FINAL SCORE	41	38
TIME OF POSSESSION	31:04	28:56

## Ball Possession And Drive Chart

### Tennessee Titans

#	Time Recd	Time Lost	Time Poss	How Ball Obtained	Drive Began	# Play	Yds Gain	Yds Pen	Net Yds	1st Down	Last Scrm	How Given Up
1	12:33	9:01	3:32	Punt	TEN 10	6	35	-5	30	2	TEN 40	Punt
2	7:36	6:41	0:55	Interception	HST 31	4	2	0	2	0	HST 29	Field Goal
3	1:42	14:51	1:51	Kickoff	TEN 25	4	70	5	75	2	TEN 48	Touchdown
4	8:15	4:29	3:46	Kickoff	TEN 25	7	75	0	75	5	* HST 4	Touchdown
5	0:10	0:00	0:10	Kickoff	TEN 25	1	-1	0	-1	0	TEN 25	End of Half
6	15:00	9:53	5:07	Kickoff	TEN 25	10	75	0	75	4	* HST 6	Touchdown
7	8:08	4:29	3:39	Kickoff	TEN 23	8	77	0	77	4	* HST 5	Touchdown
8	2:59	2:52	0:07	Kickoff	TEN 25	1	3	0	3	0	TEN 25	Fumble
9	1:20	13:13	3:07	Kickoff	TEN 25	9	12	15	27	3	HST 37	Downs
10	10:14	1:42	8:32	Kickoff	TEN 25	19	89	-14	75	7	* HST 5	Touchdown
11	0:18	0:00	0:18	Kickoff	TEN 25	3	56	0	56	1	* HST 19	Field Goal

(302) Average TEN 27

### Houston Texans

#	Time Recd	Time Lost	Time Poss	How Ball Obtained	Drive Began	# Play	Yds Gain	Yds Pen	Net Yds	1st Down	Last Scrm	How Given Up
1	15:00	12:33	2:27	Kickoff	HST 25	4	28	-5	23	1	HST 48	Punt
2	9:01	7:36	1:25	Punt	HST 16	3	4	0	4	0	HST 20	Interception
3	6:41	1:42	4:59	Kickoff	HST 22	11	67	5	72	4	* TEN 6	Field Goal
4	14:51	8:15	6:36	Kickoff	HST 24	11	51	0	51	3	* TEN 25	Field Goal
5	4:29	0:10	4:19	Kickoff	HST 40	12	55	-5	50	4	* TEN 10	Field Goal
6	9:53	8:08	1:45	Kickoff	HST 25	4	64	11	75	4	TEN 38	Touchdown
7	4:29	2:59	1:30	Kickoff	HST 35	3	65	0	65	3	TEN 20	Touchdown
8	2:52	1:20	1:32	Fumble	TEN 28	3	28	0	28	2	* TEN 1	Touchdown
9	13:13	10:14	2:59	Downs	HST 48	6	37	15	52	3	* TEN 7	Touchdown
10	1:42	0:18	1:24	Kickoff	HST 9	8	58	0	58	2	TEN 33	Field Goal

(316) Average HST 32

\* inside opponent's 20

Time of Possession by Quarter		1st	2nd	3rd	4th	OT	Total
Visitor	Tennessee Titans	6:09	4:05	10:13	10:37		31:04
Home	Houston Texans	8:51	10:55	4:47	4:23		28:56

Kickoff Drive No.-Start Average

Titans: 9 - TEN 25

Texans: 7 - HST 26

# Final Defensive Statistics

Tennessee Titans	Regular Defensive Plays												Special Teams					Misc			
	TKL	AST	COMB	SK	/ YDS	TFL	Q	IN	PD	FF	FR	TKL	AST	FF	FR	BL	TKL	AST	FF	FR	
D.Long	3	5	8	0	0	0	0	0	0	0	0	0	0	0	0	0	0	0	0	0	0
K.Vaccaro	5	2	7	0	0	0	0	0	0	0	0	0	0	0	0	0	0	0	0	0	0
M.Butler	5	1	6	0	0	0	0	0	0	0	0	0	0	0	0	0	0	0	0	0	0
A.Jackson	4	0	4	0	0	0	0	0	0	0	0	0	0	0	0	0	0	0	0	0	0
K.Byard	4	0	4	0	0	0	0	0	0	0	0	0	0	0	0	0	0	0	0	0	0
H.Landry III	3	1	4	1	7	1	2	0	0	0	0	0	0	0	0	0	0	0	0	0	0
D.King	3	1	4	1	2	1	1	0	0	0	0	0	0	0	0	0	0	0	0	0	0
R.Evans	3	1	4	0	0	0	0	0	1	0	0	0	0	0	0	0	0	0	0	0	0
D.Jones	1	3	4	0	0	0	0	0	0	0	0	0	0	0	0	0	0	0	0	0	0
B.Reed	1	1	2	1	7	1	1	0	0	0	0	1	0	0	0	0	0	0	0	0	0
A.Hooker	1	1	2	0	0	0	0	1	1	0	0	1	0	0	0	0	0	0	0	0	0
J.Crawford	1	0	1	1	8	1	1	0	0	0	0	0	0	0	0	0	0	0	0	0	0
K.Fulton	1	0	1	0	0	0	0	0	0	0	0	0	0	0	0	0	0	0	0	0	0
K.Raymond	1	0	1	0	0	0	0	0	0	0	0	0	0	0	0	0	0	0	0	0	0
L.Murchison	0	1	1	0	0	0	0	0	0	0	0	0	0	0	0	0	0	0	0	0	0
J.Simmons	0	0	0	0	0	0	1	0	0	0	0	0	0	0	0	0	0	0	0	0	0
D.Evans	0	0	0	0	0	0	0	0	0	0	0	1	0	0	0	0	0	0	0	0	0
N.Westbrook-Ikhine	0	0	0	0	0	0	0	0	0	0	0	1	0	0	0	0	0	0	0	0	0
N.Dzubnar	0	0	0	0	0	0	0	0	0	0	0	1	0	0	0	0	0	0	0	0	0
D.Kelly	0	0	0	0	0	0	0	0	0	0	0	0	0	0	0	0	0	0	0	0	1
<b>Total</b>	<b>36</b>	<b>17</b>	<b>53</b>	<b>4</b>	<b>24</b>	<b>4</b>	<b>6</b>	<b>1</b>	<b>2</b>	<b>0</b>	<b>0</b>	<b>5</b>	<b>0</b>	<b>0</b>	<b>0</b>	<b>0</b>	<b>0</b>	<b>0</b>	<b>0</b>	<b>0</b>	<b>1</b>

TKL = Tackle AST = Assist COMB = Combined QH=QB Hit IN = Interception PD = Pass Defense FF = Forced Fumble FR = Fumble Recovery

Houston Texans	Regular Defensive Plays												Special Teams					Misc			
	TKL	AST	COMB	SK	/ YDS	TFL	QH	IN	PD	FF	FR	TKL	AST	FF	FR	BL	TKL	AST	FF	FR	
Z.Cunningham	8	5	13	0	0	1	0	0	0	1	0	0	0	0	0	0	0	0	0	0	0
A.Moore	4	6	10	0	0	0	0	0	0	1	0	0	0	0	0	0	0	0	0	0	0
J.Greenard	5	4	9	0	0	1	1	0	0	0	0	0	0	0	0	0	0	0	0	0	0
T.Adams	4	3	7	0	0	0	1	0	1	0	0	0	0	0	0	0	0	0	0	0	0
V.Hargreaves	4	2	6	0	0	0	0	0	1	0	0	0	0	0	0	0	0	0	0	0	0
K.Crossen	4	1	5	0	0	0	0	0	0	0	0	0	0	0	0	0	0	0	0	0	0
C.Omenihu	3	1	4	1	11	1	3	0	0	0	0	0	0	0	0	0	0	0	0	0	0
C.Watkins	2	2	4	1	1	1	1	0	0	0	1	0	0	0	0	0	0	0	0	0	0
L.Johnson	1	3	4	0	0	0	0	0	0	0	0	0	0	0	0	0	0	0	0	0	0
R.Blacklock	3	0	3	0	0	0	0	0	0	0	0	0	0	0	0	0	0	0	0	0	0
J.Watt	2	1	3	0	0	2	2	0	0	0	0	0	0	0	0	0	0	0	0	0	0
B.Scarlett	2	0	2	0	0	0	0	0	0	0	0	0	0	0	0	0	0	0	0	0	0
A.Brown	0	1	1	0	0	0	0	0	0	0	0	0	0	0	0	0	0	0	0	0	0
M.Fields	0	0	0	0	0	0	0	0	0	0	0	1	0	0	0	0	0	0	0	0	0
B.Cooks	0	0	0	0	0	0	0	0	0	0	0	0	0	0	0	0	1	0	0	0	0
<b>Total</b>	<b>42</b>	<b>29</b>	<b>71</b>	<b>2</b>	<b>12</b>	<b>6</b>	<b>8</b>	<b>0</b>	<b>2</b>	<b>2</b>	<b>1</b>	<b>1</b>	<b>0</b>	<b>0</b>	<b>0</b>	<b>0</b>	<b>1</b>	<b>0</b>	<b>0</b>	<b>0</b>	<b>0</b>







## Play By Play

## First Quarter

1/3/2021

HST wins toss, elects to Receive, and TEN elects to defend the North goal.

S.Sloman kicks 65 yards from TEN 35 to end zone, Touchback.

Houston Texans at 15:00

1-10-HST 25 (15:00) (Shotgun) D.Watson pass deep middle to B.Cooks to HST 45 for 20 yards (M.Butler). P1  
1-10-HST 45 (14:33) D.Watson pass incomplete short right to C.Hansen.  
 2-10-HST 45 (14:29) (Shotgun) D.Watson pass short right to C.Hansen to HST 49 for 4 yards (A.Jackson).  
 3-6-HST 49 (13:48) (Shotgun) D.Watson scrambles up the middle to TEN 47 for 4 yards (R.Evans).  
 4-2-TEN 47 (12:54) (Punt formation) PENALTY on HST, Delay of Game, 5 yards, enforced at TEN 47 - No Play.  
 4-7-HST 48 (12:41) B.Anger punts 42 yards to TEN 10, Center-J.Weeks, fair catch by K.Raymond.

Tennessee Titans at 12:33

1-10-TEN 10 (12:33) R.Tannehill pass deep right to A.Brown to TEN 31 for 21 yards (V.Hargreaves) [C.Omenihu]. TEN-A.Brown was injured during the play. P1  
1-10-TEN 31 (12:10) D.Henry left tackle to TEN 34 for 3 yards (Z.Cunningham).  
 2-7-TEN 34 (11:37) D.Henry left tackle to TEN 42 for 8 yards (J.Greenard). R2  
1-10-TEN 42 (10:58) R.Tannehill pass incomplete short middle to C.Davis [J.Greenard].  
 2-10-TEN 42 (10:53) D.Henry right end to TEN 39 for -3 yards (J.Watt, C.Watkins).  
 3-13-TEN 39 (10:07) (Shotgun) PENALTY on TEN-N.Davis, False Start, 5 yards, enforced at TEN 39 - No Play.  
 3-18-TEN 34 (9:45) (Shotgun) R.Tannehill pass short right to A.Firkser to TEN 40 for 6 yards (Z.Cunningham; A.Moore).  
 4-12-TEN 40 (9:11) B.Kern punts 46 yards to HST 14, Center-M.Overton. K.Coutee to HST 16 for 2 yards (D.Evans).

Houston Texans at 9:01

1-10-HST 16 (9:01) D.Johnson left tackle to HST 19 for 3 yards (D.Long; D.Jones).  
 2-7-HST 19 (8:24) (Shotgun) D.Johnson left end to HST 20 for 1 yard (D.Long).  
 3-6-HST 20 (7:43) (Shotgun) D.Watson pass short left intended for B.Cooks INTERCEPTED by A.Hooker at HST 33. A.Hooker pushed ob at HST 31 for 2 yards (B.Cooks).

Tennessee Titans at 7:36

1-10-HST 31 (7:36) D.Henry up the middle to HST 29 for 2 yards (J.Watt; T.Adams).  
 2-8-HST 29 (6:58) R.Tannehill pass incomplete deep right to C.Davis.  
 3-8-HST 29 (6:52) (Shotgun) R.Tannehill pass incomplete short right to C.Davis.  
 4-8-HST 29 (6:46) S.Sloman 47 yard field goal is GOOD, Center-M.Overton, Holder-B.Kern.

TEN 3 HST 0, 4 plays, 2 yards, 0:55 drive, 8:19 elapsed

S.Sloman kicks 66 yards from TEN 35 to HST -1. D.Hilliard to HST 22 for 23 yards (N.Westbrook-Ikhine).

Houston Texans at 6:41, (1st play from scrimmage 6:35)

1-10-HST 22 (6:35) D.Watson pass short left to B.Cooks to HST 30 for 8 yards (K.Vaccaro).  
 2-2-HST 30 (6:02) D.Johnson up the middle to HST 31 for 1 yard (K.Vaccaro, D.Long).  
 3-1-HST 31 (5:29) R.Johnson reported in as eligible. D.Johnson left end pushed ob at HST 33 for 2 yards (H.Landry III; M.Butler). R2  
1-10-HST 33 (4:58) (Shotgun) D.Watson pass deep left to K.Coutee ran ob at TEN 25 for 42 yards (K.Vaccaro). P3  
1-10-TEN 25 (4:23) (Shotgun) D.Watson pass short right to P.Brown to TEN 18 for 7 yards (D.Long).  
 PENALTY on TEN-D.King, Defensive Holding, 5 yards, enforced at TEN 25 - No Play. X4  
1-10-TEN 20 (4:09) (Shotgun) D.Watson pass incomplete short middle to D.Johnson (R.Evans).  
 2-10-TEN 20 (4:06) D.Johnson left guard to TEN 17 for 3 yards (H.Landry III).  
 3-7-TEN 17 (3:25) (Shotgun) D.Watson pass short right to B.Cooks to TEN 8 for 9 yards (K.Fulton). P5  
1-8-TEN 8 (2:38) (Shotgun) D.Watson pass incomplete short right to D.Johnson.  
 2-8-TEN 8 (2:35) (Shotgun) D.Watson pass short left to K.Coutee to TEN 6 for 2 yards (D.King).  
 3-6-TEN 6 (1:49) (Shotgun) D.Watson pass incomplete short middle to J.Akins.  
 4-6-TEN 6 (1:45) K.Fairbairn 24 yard field goal is GOOD, Center-J.Weeks, Holder-B.Anger.

TEN 3 HST 3, 11 plays, 72 yards, 1 penalty, 4:59 drive, 13:18 elapsed

K.Fairbairn kicks 65 yards from HST 35 to end zone, Touchback.

Tennessee Titans at 1:42

1-10-TEN 25 (1:42) (Shotgun) D.Henry up the middle to TEN 27 for 2 yards (Z.Cunningham, L.Johnson).  
 2-8-TEN 27 (1:05) PENALTY on HST-C.Watkins, Neutral Zone Infraction, 5 yards, enforced at TEN 27 - No Play.  
 2-3-TEN 32 (:48) D.Henry right end to TEN 40 for 8 yards (C.Omenihu).  
1-10-TEN 40 (:07) R.Tannehill pass short middle to A.Brown to TEN 48 for 8 yards (K.Crossen). R3

Tennessee Titans vs Houston Texans at NRG Stadium

END OF QUARTER

	Score	Time Poss	First Downs				Efficiencies	
			R	P	X	T	3 Down	4 Down
Tennessee Titans	3	6:09	2	1	0	3	0/2	0/0
Houston Texans	3	8:51	1	3	1	5	2/5	0/0

## Second Quarter

1/3/2021

## Play By Play

Tennessee Titans continued.

2-2-TEN 48 (15:00) D.Henry right tackle for 52 yards, TOUCHDOWN. R4  
S.Sloman extra point is GOOD, Center-M.Overton, Holder-B.Kern.

TEN 10 HST 3, 4 plays, 75 yards, 1 penalty, 1:51 drive, 0:09 elapsed

S.Sloman kicks 63 yards from TEN 35 to HST 2. D.Hilliard to HST 24 for 22 yards (N.Dzubnar).

Houston Texans at 14:51, (1st play from scrimmage 14:44)

1-10-HST 24 (14:44) (Shotgun) D.Watson pass short middle to P.Brown to HST 38 for 14 yards (D.Long). P6  
1-10-HST 38 (14:05) (No Huddle, Shotgun) D.Watson pass short left to K.Coutee to HST 45 for 7 yards (M.Butler).  
2-3-HST 45 (13:29) D.Watson scrambles up the middle to HST 46 for 1 yard (R.Evans; D.King).  
3-2-HST 46 (12:44) (Shotgun) D.Watson pass incomplete deep right to B.Cooks.  
4-2-HST 46 (12:36) (Punt formation) Direct snap to A.McCarron. A.McCarron pass deep right to S.Mitchell to TEN 34 for 20 yards (K.Raymond). P7  
1-10-TEN 34 (11:47) (Shotgun) D.Johnson left guard to TEN 28 for 6 yards (D.Long; L.Murchison).  
2-4-TEN 28 (11:11) (Shotgun) D.Johnson left end to TEN 18 for 10 yards (K.Vaccaro). R8  
1-10-TEN 18 (10:28) (Shotgun) D.Watson sacked at TEN 25 for -7 yards (B.Reed).  
2-17-TEN 25 (9:43) (Shotgun) D.Watson pass short left to B.Cooks ran ob at TEN 18 for 7 yards (R.Evans).  
3-10-TEN 18 (9:03) (Shotgun) D.Watson sacked at TEN 25 for -7 yards (H.Landry III).  
4-17-TEN 25 (8:19) K.Fairbairn 43 yard field goal is GOOD, Center-J.Weeks, Holder-B.Anger.

TEN 10 HST 6, 11 plays, 51 yards, 6:36 drive, 6:45 elapsed

K.Fairbairn kicks 65 yards from HST 35 to end zone, Touchback.

Tennessee Titans at 8:15

1-10-TEN 25 (8:15) (Shotgun) R.Tannehill pass short left to C.Davis to TEN 26 for 1 yard (Z.Cunningham; J.Greenard).  
2-9-TEN 26 (7:34) (Shotgun) R.Tannehill left end ran ob at TEN 36 for 10 yards (J.Greenard). R5  
1-10-TEN 36 (6:59) D.Henry right end ran ob at HST 48 for 16 yards (A.Moore). R6  
1-10-HST 48 (6:23) R.Tannehill pass short right to C.Davis to HST 29 for 19 yards (J.Greenard). P7  
1-10-HST 29 (5:48) (No Huddle) D.Henry left guard pushed ob at HST 1 for 28 yards (A.Moore). R8  
1-1-HST 1 (5:16) (Shotgun) Direct snap to D.Henry. D.Henry right tackle to HST 4 for -3 yards (Z.Cunningham).  
2-4-HST 4 (4:35) (Shotgun) R.Tannehill pass short right to A.Brown for 4 yards, TOUCHDOWN. P9  
S.Sloman extra point is GOOD, Center-M.Overton, Holder-B.Kern.

TEN 17 HST 6, 7 plays, 75 yards, 3:46 drive, 10:31 elapsed

S.Sloman kicks 62 yards from TEN 35 to HST 3, out of bounds.

Houston Texans at 4:29

1-10-HST 40 (4:29) (Shotgun) D.Watson pass short right to C.Hansen to TEN 48 for 12 yards (K.Byard). P9  
1-10-TEN 48 (4:01) (No Huddle, Shotgun) D.Watson sacked at 50 for -2 yards (D.King).  
2-12-50 (3:21) (Shotgun) D.Watson pass short left to K.Coutee to TEN 42 for 8 yards (M.Butler).  
3-4-TEN 42 (2:40) (Shotgun) PENALTY on HST-P.Brown, False Start, 5 yards, enforced at TEN 42 - No Play.  
3-9-TEN 47 (2:19) (Shotgun) D.Watson pass short left to B.Cooks to TEN 33 for 14 yards (K.Vaccaro; A.Hooker). P10

Two-Minute Warning

1-10-TEN 33 (2:00) (Shotgun) D.Watson pass short left to P.Brown to TEN 27 for 6 yards (D.King).  
2-4-TEN 27 (1:30) D.Johnson right guard to TEN 22 for 5 yards (D.Jones; B.Reed). R11  
Timeout #1 by HST at 01:05.  
1-10-TEN 22 (1:05) (Shotgun) D.Johnson left guard to TEN 19 for 3 yards (D.Long; K.Vaccaro).  
2-7-TEN 19 (:34) (Shotgun) D.Watson pass short left to P.Brown pushed ob at TEN 12 for 7 yards (R.Evans). P12  
1-10-TEN 12 (:27) (Shotgun) D.Watson pass incomplete short right to K.Coutee.  
Timeout #2 by HST at 00:23.  
2-10-TEN 12 (:23) (Shotgun) D.Watson pass short right to K.Coutee to TEN 10 for 2 yards (A.Jackson). TEN-A.Jackson was injured during the play.  
Timeout #3 by HST at 00:19.  
3-8-TEN 10 (:19) (Shotgun) D.Watson pass incomplete short left to B.Cooks.  
The Replay Official reviewed the incomplete pass ruling, and the play was Upheld. The ruling on the field stands.  
4-8-TEN 10 (:13) K.Fairbairn 28 yard field goal is GOOD, Center-J.Weeks, Holder-B.Anger.

TEN 17 HST 9, 12 plays, 50 yards, 4:19 drive, 14:50 elapsed

K.Fairbairn kicks 65 yards from HST 35 to end zone, Touchback.

Tennessee Titans vs Houston Texans at NRG Stadium

Tennessee Titans at 0:10

1-10-TEN 25 (:10) R.Tannehill kneels to TEN 24 for -1 yards.

END OF QUARTER

	Score	Time Poss	First Downs				Efficiencies	
			R	P	X	T	3 Down	4 Down
Tennessee Titans	17	4:05	4	2	0	6	0/0	0/0
Houston Texans	9	10:55	2	5	0	7	1/4	1/1

## Third Quarter

1/3/2021

## Play By Play

TEN elects to Receive, and HST elects to defend the South goal.

K.Fairbairn kicks 65 yards from HST 35 to end zone, Touchback.

Tennessee Titans at 15:00

1-10-TEN 25	(15:00) D.Henry left guard to TEN 29 for 4 yards (Z.Cunningham).	
2-6-TEN 29	(14:33) (No Huddle) D.Henry left end to TEN 43 for 14 yards (L.Johnson).	R10
1-10-TEN 43	(13:57) (No Huddle) D.Henry left end to TEN 41 for -2 yards (J.Greenard). HST-R.Blacklock was injured during the play.	
2-12-TEN 41	(13:20) (Shotgun) R.Tannehill pass short left to C.Davis to TEN 45 for 4 yards (T.Adams).	
3-8-TEN 45	(12:39) (Shotgun) R.Tannehill pass short right to A.Brown to HST 26 for 29 yards (V.Hargreaves; A.Moore).	P11
1-10-HST 26	(11:58) D.Henry left tackle to HST 26 for no gain (Z.Cunningham).	
2-10-HST 26	(11:13) (Shotgun) R.Tannehill pass incomplete short middle to C.Davis.	
3-10-HST 26	(11:10) (Shotgun) R.Tannehill pass short right to A.Firkser to HST 14 for 12 yards (A.Moore).	P12
1-10-HST 14	(10:25) (Shotgun) R.Tannehill pass short left to J.Smith to HST 6 for 8 yards (B.Scarlett).	
2-2-HST 6	(9:57) (No Huddle) D.Henry left end for 6 yards, TOUCHDOWN.	R13
	S.Sloman extra point is GOOD, Center-M.Overton, Holder-B.Kern.	

TEN 24 HST 9, 10 plays, 75 yards, 5:07 drive, 5:07 elapsed

S.Sloman kicks 65 yards from TEN 35 to end zone, Touchback.

Houston Texans at 9:53

1-10-HST 25	(9:53) D.Watson pass short right to B.Cooks ran ob at HST 36 for 11 yards.	P13
1-10-HST 36	(9:25) (No Huddle, Shotgun) D.Johnson right guard to HST 37 for 1 yard (K.Byard).	
2-9-HST 37	(8:57) (Shotgun) D.Watson pass short right to P.Brown to TEN 49 for 14 yards (D.Long).	P14
1-10-TEN 49	(8:19) (Shotgun) D.Watson pass incomplete short middle to B.Cooks.	
	PENALTY on TEN-A.Jackson, Defensive Pass Interference, 11 yards, enforced at TEN 49 - No Play.	X15
1-10-TEN 38	(8:15) D.Watson pass deep middle to B.Cooks for 38 yards, TOUCHDOWN. Handoff to 31-Johnson; Pitch to 4-Watson	P16
	K.Fairbairn extra point is No Good, Wide Right, Center-J.Weeks, Holder-B.Anger.	

TEN 24 HST 15, 4 plays, 75 yards, 1 penalty, 1:45 drive, 6:52 elapsed

K.Fairbairn kicks 58 yards from HST 35 to TEN 7. D.Evans to TEN 23 for 16 yards (M.Fields).

Tennessee Titans at 8:08, (1st play from scrimmage 8:03)

1-10-TEN 23	(8:03) (Shotgun) R.Tannehill pass short middle to C.Davis to TEN 29 for 6 yards (V.Hargreaves; A.Moore).	
2-4-TEN 29	(7:22) D.Henry right tackle to TEN 37 for 8 yards (Z.Cunningham).	R14
1-10-TEN 37	(6:44) D.Henry right tackle to TEN 46 for 9 yards (J.Greenard; K.Crossen).	
2-1-TEN 46	(6:12) D.Henry right tackle to 50 for 4 yards (J.Greenard).	R15
1-10-50	(5:46) (No Huddle) R.Tannehill pass incomplete deep right to C.Davis.	
2-10-50	(5:41) D.Henry right tackle to HST 5 for 45 yards (Z.Cunningham).	R16
1-5-HST 5	(5:04) D.Henry left tackle to HST 5 for no gain (B.Scarlett). TEN-R.Saffold III was injured during the play. He is Out.	
2-5-HST 5	(4:36) (Shotgun) R.Tannehill scrambles right end for 5 yards, TOUCHDOWN.	R17
	S.Sloman extra point is GOOD, Center-M.Overton, Holder-B.Kern.	

TEN 31 HST 15, 8 plays, 77 yards, 3:39 drive, 10:31 elapsed

S.Sloman kicks 64 yards from TEN 35 to HST 1. D.Hilliard to HST 9 for 8 yards. Lateral to J.Owens pushed ob at HST 35 for 26 yards (A.Hooker).

Houston Texans at 4:29, (1st play from scrimmage 4:18)

1-10-HST 35	(4:18) D.Johnson left tackle to TEN 46 for 19 yards (M.Butler).	R17
1-10-TEN 46	(3:42) D.Johnson left guard to TEN 20 for 26 yards (K.Byard).	R18
1-10-TEN 20	(3:06) D.Watson pass deep right to B.Cooks for 20 yards, TOUCHDOWN.	P19
	TWO-POINT CONVERSION ATTEMPT. D.Watson pass to C.Hansen is complete. ATTEMPT SUCCEEDS.	
	The Replay Official reviewed the runner broke the plane ruling, and the play was REVERSED.	
	TWO-POINT CONVERSION ATTEMPT. D.Watson pass to C.Hansen is complete. ATTEMPT FAILS.	

TEN 31 HST 21, 3 plays, 65 yards, 1:30 drive, 12:01 elapsed

K.Fairbairn kicks 65 yards from HST 35 to end zone, Touchback.

Tennessee Titans at 2:59

1-10-TEN 25	(2:59) D.Henry right guard to TEN 28 for 3 yards (Z.Cunningham). FUMBLES (Z.Cunningham), RECOVERED by HST-C.Watkins at TEN 28.	
-------------	--	--

Houston Texans at 2:52

1-10-TEN 28	(2:52) (Shotgun) D.Watson pass deep left to B.Cooks to TEN 1 for 27 yards (K.Byard).	P20
-------------	--	-----

Tennessee Titans vs Houston Texans at NRG Stadium

1-1-TEN 1 (2:03) (No Huddle, Shotgun) D.Watson pass short middle to D.Johnson to TEN 1 for no gain (D.Long; D.Jones).

2-1-TEN 1 (1:24) (Shotgun) D.Johnson right guard for 1 yard, TOUCHDOWN.

R21

K.Fairbairn extra point is GOOD, Center-J.Weeks, Holder-B.Anger.

TEN 31 HST 28, 3 plays, 28 yards, 1:32 drive, 13:40 elapsed

K.Fairbairn kicks 65 yards from HST 35 to end zone, Touchback.

Tennessee Titans at 1:20

1-10-TEN 25 (1:20) D.Henry right end to TEN 26 for 1 yard (C.Watkins).

2-9-TEN 26 (:44) (Shotgun) R.Tannehill sacked at TEN 25 for -1 yards (C.Watkins).

3-10-TEN 25 (:03) (Shotgun) R.Tannehill pass short right to A.Brown to TEN 36 for 11 yards (V.Hargreaves) [C.Omenihu].

P18

PENALTY on HST-C.Omenihu, Roughing the Passer, 15 yards, enforced at TEN 36.

X19

END OF QUARTER

	Score	Time Poss	First Downs				Efficiencies	
			R	P	X	T	3 Down	4 Down
Tennessee Titans	31	10:13	6	3	1	10	3/3	0/0
Houston Texans	28	4:47	3	5	1	9	0/0	0/0

## Fourth Quarter

Tennessee Titans continued.

<u>1-10-HST 49</u>	(15:00) D.Henry right tackle to HST 43 for 6 yards (K.Crossen).	
2-4-HST 43	(14:39) D.Henry right tackle to HST 37 for 6 yards (R.Blacklock, A.Moore). FUMBLES (A.Moore), recovered by TEN-D.Kelly at HST 36.	R20
<u>1-10-HST 36</u>	(14:11) D.Henry right end to HST 37 for -1 yards (J.Watt, C.Omenihu).	
2-11-HST 37	(13:31) R.Tannehill pass incomplete deep left to C.Davis (V.Hargreaves).	
3-11-HST 37	(13:23) (Shotgun) R.Tannehill pass incomplete short middle to N.Westbrook-Ikhine [T.Adams].	
4-11-HST 37	(13:17) (Shotgun) R.Tannehill sacked at HST 48 for -11 yards (C.Omenihu).	

Houston Texans at 13:13

1-10-HST 48	(13:13) (Shotgun) D.Watson scrambles up the middle to TEN 45 for 7 yards (H.Landry III). PENALTY on TEN-D.Long, Unnecessary Roughness, 15 yards, enforced at TEN 45.	X22
<u>1-10-TEN 30</u>	(12:51) (Shotgun) D.Watson pass short left to D.Johnson to TEN 26 for 4 yards (K.Vaccaro).	
2-6-TEN 26	(12:13) (Shotgun) D.Johnson left tackle to TEN 23 for 3 yards (D.Jones).	
3-3-TEN 23	(11:29) (Shotgun) D.Watson pass short left to J.Akins pushed ob at TEN 14 for 9 yards (A.Hooker) [J.Simmons].	P23
<u>1-10-TEN 14</u>	(10:54) (Shotgun) D.Watson pass short right to B.Cooks to TEN 7 for 7 yards (A.Jackson).	
2-3-TEN 7	(10:20) (Shotgun) D.Watson pass short right to P.Brown for 7 yards, TOUCHDOWN. K.Fairbairn extra point is GOOD, Center-J.Weeks, Holder-B.Anger.	P24

TEN 31 HST 35, 6 plays, 52 yards, 1 penalty, 2:59 drive, 4:46 elapsed

K.Fairbairn kicks 65 yards from HST 35 to end zone, Touchback.

Tennessee Titans at 10:14

1-10-TEN 25	(10:14) D.Henry left tackle to TEN 26 for 1 yard (C.Omenihu).	
2-9-TEN 26	(9:47) (No Huddle) D.Henry left tackle to TEN 29 for 3 yards (C.Watkins; Z.Cunningham).	
3-6-TEN 29	(9:03) (Shotgun) R.Tannehill pass short right to A.Brown pushed ob at TEN 40 for 11 yards (K.Crossen).	P21
<u>1-10-TEN 40</u>	(8:32) R.Tannehill scrambles right end to TEN 45 for 5 yards (J.Greenard; Z.Cunningham).	
2-5-TEN 45	(7:46) D.Henry right tackle to HST 49 for 6 yards (A.Brown; J.Greenard).	R22
<u>1-10-HST 49</u>	(7:06) D.Henry right end to HST 48 for 1 yard (T.Adams).	
2-9-HST 48	(6:27) (Shotgun) R.Tannehill pass short left to A.Brown to HST 43 for 5 yards (V.Hargreaves, T.Adams).	
3-4-HST 43	(5:45) (Shotgun) R.Tannehill pass short left to A.Brown pushed ob at HST 38 for 5 yards (V.Hargreaves).	P23
<u>1-10-HST 38</u>	(5:11) D.Henry right guard to HST 34 for 4 yards (R.Blacklock).	
2-6-HST 34	(4:33) (Shotgun) R.Tannehill left end ran ob at HST 23 for 11 yards (A.Moore).	R24
<u>1-10-HST 23</u>	(4:28) D.Henry left tackle for 23 yards, TOUCHDOWN NULLIFIED by Penalty. PENALTY on TEN-A.Brewer, Offensive Holding, 10 yards, enforced at HST 16.	
1-13-HST 26	(4:20) R.Tannehill pass incomplete short middle to A.Brown [J.Watt].	
2-13-HST 26	(4:17) (Shotgun) R.Tannehill pass short right to A.Brown to HST 21 for 5 yards (T.Adams).	
3-8-HST 21	(3:34) (Shotgun) R.Tannehill pass short left to C.Davis to HST 12 for 9 yards (L.Johnson; A.Moore) [J.Watt].	P25
<u>1-10-HST 12</u>	(2:53) D.Henry up the middle to HST 5 for 7 yards (T.Adams).	
2-3-HST 5	(2:15) D.Henry up the middle to HST 4 for 1 yard (R.Blacklock).	

Two-Minute Warning

3-2-HST 4	(2:00) (Shotgun) R.Tannehill left end to HST 1 for 3 yards (L.Johnson; T.Adams).	R26
	Timeout #1 by HST at 01:53.	
<u>1-1-HST 1</u>	(1:53) R.Tannehill up the middle for 1 yard, TOUCHDOWN NULLIFIED by Penalty. PENALTY on TEN-M.Newhouse, Illegal Formation, 4 yards, enforced at HST 1 - No Play.	
1-5-HST 5	(1:50) (Shotgun) R.Tannehill pass incomplete short left to J.Smith (T.Adams).	
2-5-HST 5	(1:47) (Shotgun) R.Tannehill left end for 5 yards, TOUCHDOWN. S.Sloman extra point is GOOD, Center-M.Overton, Holder-B.Kern. PENALTY on HST, Illegal Formation, 5 yards, enforced between downs.	R27

TEN 38 HST 35, 19 plays, 75 yards, 8:32 drive, 13:18 elapsed

S.Sloman kicks 58 yards from TEN 40 to HST 2. D.Hilliard to HST 21 for 19 yards (B.Reed).

PENALTY on HST-P.Brown, Offensive Holding, 9 yards, enforced at HST 18.

Houston Texans at 1:42, (1st play from scrimmage 1:38)

1-10-HST 9	(1:38) (Shotgun) D.Watson pass short left to D.Johnson to HST 41 for 32 yards (A.Jackson).	P25
------------	--	-----



Tennessee Titans vs Houston Texans at NRG Stadium

- 1-10-HST 41 (1:07) (No Huddle, Shotgun) D.Watson pass short right to B.Cooks to HST 46 for 5 yards (M.Butler).  
The Replay Official reviewed the pass completion ruling, and the play was Upheld. The ruling on the field stands.
- 2-5-HST 46 (:47) (Shotgun) D.Watson sacked at HST 38 for -8 yards (J.Crawford).  
Timeout #2 by HST at 00:42.
- 3-13-HST 38 (:42) (Shotgun) D.Watson pass deep left to K.Coutee ran ob at TEN 33 for 29 yards.
- 1-10-TEN 33 (:36) (Shotgun) D.Watson pass incomplete short middle to B.Cooks.
- 2-10-TEN 33 (:32) (Shotgun) D.Watson pass incomplete deep middle to B.Cooks.
- 3-10-TEN 33 (:26) (Shotgun) D.Watson pass incomplete short left to C.Hansen [H.Landry III].
- 4-10-TEN 33 (:22) K.Fairbairn 51 yard field goal is GOOD, Center-J.Weeks, Holder-B.Anger.

P26

TEN 38 HST 38, 8 plays, 58 yards, 1:24 drive, 14:42 elapsed
---

K.Fairbairn kicks 65 yards from HST 35 to end zone, Touchback.

Tennessee Titans at 0:18

- 1-10-TEN 25 (:18) (Shotgun) R.Tannehill pass deep right to A.Brown to HST 23 for 52 yards (K.Crossen).  
Timeout #1 by TEN at 00:10.
- 1-10-HST 23 (:10) D.Henry right end to HST 19 for 4 yards (Z.Cunningham; A.Moore).  
Timeout #2 by TEN at 00:04.  
Timeout #3 by HST at 00:04.
- 2-6-HST 19 (:04) S.Sloman 37 yard field goal is GOOD, Center-M.Overton, Holder-B.Kern. Kick hits right upright and bounces through for the field goal.

P28

TEN 41 HST 38, 3 plays, 56 yards, 0:18 drive, 15:00 elapsed
---

END OF QUARTER

	Score	Time Poss	First Downs				Efficiencies	
			R	P	X	T	3 Down	4 Down
Tennessee Titans	41	10:37	5	4	0	9	4/5	0/1
Houston Texans	38	4:23	0	4	1	5	2/3	0/0

# Miscellaneous Statistics Report

Tennessee Titans vs Houston Texans  
1/3/2021 at NRG Stadium

## Ten Longest Plays for Tennessee Titans

Yards	Qtr	Play Start	Play Description
52	2	2-2-TEN 48	(15:00) D.Henry right tackle for 52 yards, TOUCHDOWN.
52	4	1-10-TEN 25	(:18) (Shotgun) R.Tannehill pass deep right to A.Brown to HST 23 for 52 yards (K.Crossen).
45	3	2-10-50	(5:41) D.Henry right tackle to HST 5 for 45 yards (Z.Cunningham).
29	3	3-8-TEN 45	(12:39) (Shotgun) R.Tannehill pass short right to A.Brown to HST 26 for 29 yards (V.Hargreaves; A.Moore).
28	2	1-10-HST 29	(5:48) (No Huddle) D.Henry left guard pushed ob at HST 1 for 28 yards (A.Moore).
26	3	3-10-TEN 25	(:03) (Shotgun) R.Tannehill pass short right to A.Brown to TEN 36 for 11 yards (V.Hargreaves) [C.Omenihu]. PENALTY on HST-C.Omenihu, Roughing the Passer, 15 yards, enforced at TEN 36.
21	1	1-10-TEN 10	(12:33) R.Tannehill pass deep right to A.Brown to TEN 31 for 21 yards (V.Hargreaves) [C.Omenihu]. TEN-A.Brown was injured during the play.
19	2	1-10-HST 48	(6:23) R.Tannehill pass short right to C.Davis to HST 29 for 19 yards (J.Greenard).
16	2	1-10-TEN 36	(6:59) D.Henry right end ran ob at HST 48 for 16 yards (A.Moore).
14	3	2-6-TEN 29	(14:33) (No Huddle) D.Henry left end to TEN 43 for 14 yards (L.Johnson).

## Ten Longest Plays for Houston Texans

Yards	Qtr	Play Start	Play Description
42	1	1-10-HST 33	(4:58) (Shotgun) D.Watson pass deep left to K.Coutee ran ob at TEN 25 for 42 yards (K.Vaccaro).
38	3	1-10-TEN 38	(8:15) D.Watson pass deep middle to B.Cooks for 38 yards, TOUCHDOWN. Handoff to 31-Johnson; Pitch to 4-Watson
32	4	1-10-HST 9	(1:38) (Shotgun) D.Watson pass short left to D.Johnson to HST 41 for 32 yards (A.Jackson).
29	4	3-13-HST 38	(:42) (Shotgun) D.Watson pass deep left to K.Coutee ran ob at TEN 33 for 29 yards.
27	3	1-10-TEN 28	(2:52) (Shotgun) D.Watson pass deep left to B.Cooks to TEN 1 for 27 yards (K.Byard).
26	3	1-10-TEN 46	(3:42) D.Johnson left guard to TEN 20 for 26 yards (K.Byard).
22	4	1-10-HST 48	(13:13) (Shotgun) D.Watson scrambles up the middle to TEN 45 for 7 yards (H.Landry III).
20	1	1-10-HST 25	(15:00) (Shotgun) D.Watson pass deep middle to B.Cooks to HST 45 for 20 yards (M.Butler).
20	2	4-2-HST 46	(12:36) (Punt formation) Direct snap to A.McCarron. A.McCarron pass deep right to S.Mitchell to TEN 34 for 20 yards
20	3	1-10-TEN 20	(3:06) D.Watson pass deep right to B.Cooks for 20 yards, TOUCHDOWN.

## Touchdown Scoring Information

VISITOR	Offense	Defense	Special Teams
Tennessee Titans	5	0	0
HOME	4	0	0

## Player Scoring Information

Club	Player	TD	Rush TD	Rec TD	KO TD	Punt TD	Int TD	Fum TD	Misc TD	FG	XP	2Pt Rush	2Pt Rec	Sfty	Points
TEN	D.Henry	0	2	0	0	0	0	0	0	0	0	0	0	0	12
TEN	R.Tannehill	0	2	0	0	0	0	0	0	0	0	0	0	0	12
TEN	S.Sloman	0	0	0	0	0	0	0	0	2	5	0	0	0	11
TEN	A.Brown	0	0	1	0	0	0	0	0	0	0	0	0	0	6
HST	K.Fairbairn	0	0	0	0	0	0	0	0	4	2	0	0	0	14
HST	B.Cooks	0	0	2	0	0	0	0	0	0	0	0	0	0	12
HST	D.Johnson	0	1	0	0	0	0	0	0	0	0	0	0	0	6
HST	P.Brown	0	0	1	0	0	0	0	0	0	0	0	0	0	6

## Possession Detail

	First Half		Second Half		Game	
	Visitor	Home	Visitor	Home	Visitor	Home
Largest Lead	11	0	16	4	16	4
Drives Leading	2	0	4	0	6	0
Time of Possession Leading	3:56	0:00	12:00	0:00	15:56	0:00
Largest Deficit	0	-11	-4	-16	-4	-16
Drives Trailing	0	3	1	5	1	8
Time of Possession Trailing	0:00	15:54	8:32	9:10	8:32	25:04
Times Score Tied Up		1		1		2
Lead Changes		2		3		5

# Playtime Percentage

*Percent of playtime per player on offense, defense and special teams*

Tennessee Titans					Houston Texans				
		Offense	Defense	Special Teams			Offense	Defense	Special Teams
D Kelly	T	71 100%		7 21%	Z Fulton	G	63 100%		7 21%
D Quessenberry	G	71 100%		7 21%	M Scharping	T	63 100%		7 21%
N Davis	G	71 100%		7 21%	C Heck	T	63 100%		7 21%
R Tannehill	QB	71 100%			R Johnson	T	63 100%		3 9%
B Jones	C	71 100%			N Martin	C	63 100%		
A Brown	WR	64 90%			D Watson	QB	63 100%		
C Davis	WR	59 83%			D Johnson	RB	62 98%		
D Henry	RB	58 82%			B Cooks	WR	60 95%		
G Swaim	TE	46 65%		17 52%	C Hansen	WR	59 94%		
J Smith	TE	41 58%			K Coutee	WR	39 62%		1 3%
R Saffold	G	38 54%		4 12%	P Brown	TE	38 60%		7 21%
A Brewer	C	33 46%			D Fells	TE	26 41%		7 21%
M Pruitt	TE	30 42%		10 30%	J Akins	TE	16 25%		7 21%
C Batson	WR	17 24%			K Warring	TE	7 11%		8 24%
J McNichols	RB	11 15%		9 27%	S Mitchell	WR	6 10%		2 6%
A Firkser	TE	10 14%		9 27%	B Howell	RB	1 2%		19 58%
N Westbrook	WR	7 10%		17 52%	G Mancz	C	1 2%		7 21%
K Blasingame	FB	7 10%		1 3%	L Johnson	CB		71 100%	16 48%
K Raymond	WR	3 4%		9 27%	Z Cunningham	LB		71 100%	9 27%
D Evans	RB	1 1%		17 52%	T Adams	LB		71 100%	2 6%
M Newhouse	T	1 1%		3 9%	A Moore	FS		70 99%	16 48%
M Butler	CB		63 100%		K Crossen	CB		70 99%	
K Vaccaro	SS		63 100%		V Hargreaves	CB		70 99%	
K Byard	FS		63 100%		J Watt	DE		68 96%	1 3%
D Long	LB		63 100%		C Omenihu	DE		58 82%	7 21%
A Jackson	CB		62 98%		J Greenard	LB		50 70%	
H Landry	LB		60 95%		C Watkins	DE		46 65%	7 21%
R Evans	LB		56 89%		R Blacklock	DT		35 49%	7 21%
J Simmons	DT		51 81%	9 27%	A Alufohai	DT		29 41%	6 18%
D King	CB		44 70%	16 48%	J Reid	CB		25 35%	
W Ray	DE		39 62%		J Martin	DE		21 30%	
D Jones	NT		37 59%	16 48%	B Scarlett	LB		15 21%	17 52%
B Reed	LB		21 33%	7 21%	A Brown	NT		10 14%	7 21%
A Hooker	FS		16 25%	26 79%	P Kalambayi	LB		1 1%	19 58%
K Fulton	CB		16 25%	2 6%	C Armstrong	CB			26 79%
M Dickerson	DT		15 24%	9 27%	J Owens	CB			25 76%
L Murchison	DT		15 24%	7 21%	K Emanuel	LB			19 58%
J Crawford	DT		9 14%	16 48%	N Hall	LB			18 55%
D Bates	LB			26 79%	S Phillips	RB			16 48%
N Dzubnar	LB			26 79%	K Fairbairn	K			16 48%
W Compton	LB			24 73%	M Fields	CB			10 30%
J Kalu	CB			16 48%	B Anger	P			9 27%
S Sloman	K			14 42%	J Weeks	LS			9 27%
T Smith	CB			9 27%	B Benzschawel	C			7 21%
B Kern	P			8 24%					

M Overton	LS	8	24%	D Hilliard	RB	7	21%
J Douglas	G	7	21%	S Kelemete	G	4	12%
				A McCarron	QB	1	3%

# 2020 TENNESSEE TITANS REGULAR SEASON STATISTICS

Won 11, Lost 5

Date	W-L	Score	OT	Opponent	Attendance
09/14	W	16-14		at Denver	
09/20	W	33-30		Jacksonville	
09/27	W	31-30		at Minnesota	
10/13	W	42-16		Buffalo	8,403
10/18	W	42-36	OT	Houston	10,166
10/25	L	24-27		Pittsburgh	10,355
11/01	L	20-31		at Cincinnati	9,712
11/08	W	24-17		Chicago	13,871
11/12	L	17-34		Indianapolis	13,949
11/22	W	30-24	OT	at Baltimore	
11/29	W	45-26		at Indianapolis	12,464
12/06	L	35-41		Cleveland	13,986
12/13	W	31-10		at Jacksonville	15,896
12/20	W	46-25		Detroit	13,797
12/27	L	14-40		at Green Bay	
01/03	W	41-38		at Houston	12,504

Statistic	Tenn.	Opp.
<b>Total First Downs</b>	<b>381</b>	<b>391</b>
Rushing	142	113
Passing	203	247
Penalty	36	31
3rd Down: Made/Att	84/182	111/214
3rd Down Pct.	46.2	51.9
4th Down: Made/Att	10/16	15/26
4th Down Pct.	62.5	57.7
<b>Possession Avg.</b>	<b>28:28</b>	<b>31:32</b>
<b>Total Net Yards</b>	<b>6343</b>	<b>6372</b>
Avg. Per Game	396.4	398.3
Total Plays	1031	1076
Avg. Per Play	6.2	5.9
<b>Net Yards Rushing</b>	<b>2690</b>	<b>1933</b>
Avg. Per Game	168.1	120.8
Total Rushes	521	427
<b>Net Yards Passing</b>	<b>3653</b>	<b>4439</b>
Avg. Per Game	228.3	277.4
Sacked/Yards Lost	25/173	19/154
Gross Yards	3826	4593
Att./Completions	485/316	630/423
Completion Pct.	65.2	67.1
Had Intercepted	7	15
<b>Punts/Average</b>	<b>50/45.1</b>	<b>45/47.7</b>
Net Punting Avg.	50/40.1	45/41.8
<b>Penalties/Yards</b>	<b>86/783</b>	<b>103/840</b>
<b>Fumbles/Ball Lost</b>	<b>15/5</b>	<b>21/8</b>
<b>Touchdowns</b>	<b>62</b>	<b>55</b>
Rushing	26	18
Passing	33	36
Returns	3	1

Score By Periods	Q1	Q2	Q3	Q4	OT	PTS
<b>Team</b>	<b>96</b>	<b>144</b>	<b>101</b>	<b>138</b>	<b>12</b>	<b>491</b>
<b>Opponents</b>	<b>77</b>	<b>143</b>	<b>97</b>	<b>122</b>	<b>0</b>	<b>439</b>

Scoring	TD	Rush	Rec	Ret	K-PAT	FG	S	PTS
Henry	17	17	0	0			0	104
Gostkowski	0	0	0	0	46/48	18/26	0	100
A. Brown	12	0	11	1			0	72
J. Smith	9	1	8	0			0	54
Sloman	0	0	0	0	5/5	2/2	0	11
Tannehill	7	7	0	0			0	46
C. Davis	5	0	5	0			0	30
Pruitt	3	0	2	1			0	18
Humphries	2	0	2	0			0	12
Batson	1	0	1	0			0	6
D. Evans	1	0	1	0			0	6
Firkser	1	0	1	0			0	6
Foreman	1	0	1	0			0	6
King	1	0	0	1			0	6
McNichols	1	1	0	0			0	6
Swaim	1	0	1	0			0	6
Westbrook	0	0	0	0			0	2
<b>Team</b>	<b>62</b>	<b>26</b>	<b>33</b>	<b>3</b>	<b>51/53</b>	<b>20/28</b>	<b>0</b>	<b>491</b>
<b>Opponents</b>	<b>55</b>	<b>18</b>	<b>36</b>	<b>1</b>	<b>42/47</b>	<b>21/23</b>	<b>1</b>	<b>439</b>

**2-Pt Conv:** Tannehill 2, Henry, Westbrook, **TM 4-7, OPP 1-8**  
**Sacks:** Landry 5.5, Simmons 3, Crawford 2, D. Jones 2, King 1, J. Brown 1, Fulton 1, Ray 1, Reed 1, Vaccaro 1, R. Evans 0.5, **TM 19, OPP 25**  
**FUM/Lost:** Tannehill 6/1, Henry 3/2, A. Brown 2/1, Batson 1/0, Brinkley 1/0, C. Davis 1/1, Douglas 1/0

Passing	Att	Cmp	Yds	Cmp%	Yds/Att	TD	TD%	Int	Int%	Long	Sack/Lost	Rating
Tannehill	481	315	3819	65.5	7.94	33	6.9	7	1.5	75t	24/173	106.5
Woodside	3	1	7	33.3	2.33	0	0.0	0	0.0	7	0/0	42.4
Kern	1	0	0	0.0	0.00	0	0.0	0	0.0	---	0/0	39.6
Humphries	0	0	0	---	---	0	---	0	---	---	1/0	---
<b>Team</b>	<b>485</b>	<b>316</b>	<b>3826</b>	<b>65.2</b>	<b>7.89</b>	<b>33</b>	<b>6.8</b>	<b>7</b>	<b>1.4</b>	<b>75t</b>	<b>25/173</b>	<b>105.9</b>
<b>Opponents</b>	<b>630</b>	<b>423</b>	<b>4593</b>	<b>67.1</b>	<b>7.29</b>	<b>36</b>	<b>5.7</b>	<b>15</b>	<b>2.4</b>	<b>75t</b>	<b>19/154</b>	<b>97.5</b>

Rushing	No.	Yds	Avg	Long	TD
Henry	378	2027	5.4	94t	17
Tannehill	43	266	6.2	45t	7
McNichols	47	204	4.3	20	1
Foreman	22	95	4.3	15	0
D. Evans	14	54	3.9	9	0
Batson	4	20	5.0	11	0
Woodside	7	10	1.4	18	0
Perry	2	9	4.5	6	0
Hooker	1	4	4.0	4	0
J. Smith	2	4	2.0	3	1
Humphries	0	0	---	---	0
Raymond	1	-3	-3.0	-3	0
<b>Team</b>	<b>521</b>	<b>2690</b>	<b>5.2</b>	<b>94t</b>	<b>26</b>
<b>Opponents</b>	<b>427</b>	<b>1933</b>	<b>4.5</b>	<b>59</b>	<b>18</b>

Receiving	No.	Yds	Avg	Long	TD
A. Brown	70	1075	15.4	73t	11
C. Davis	65	984	15.1	75t	5
J. Smith	41	448	10.9	63	8
Firkser	39	387	9.9	45	1
Humphries	23	228	9.9	23	2
Henry	19	114	6.0	53	0
Batson	12	100	8.3	18	1
McNichols	12	55	4.6	9	0
Raymond	9	187	20.8	61	0
Swaim	9	83	9.2	16	1
Pruitt	5	49	9.8	22t	2
Blasingame	4	39	9.8	16	0
Westbrook	3	33	11.0	19	0
D. Evans	2	27	13.5	24	1
Hollister	1	12	12.0	12	0
Foreman	1	5	5.0	5t	1
Tannehill	1	0	0.0	0	0
<b>Team</b>	<b>316</b>	<b>3826</b>	<b>12.1</b>	<b>75t</b>	<b>33</b>
<b>Opponents</b>	<b>423</b>	<b>4593</b>	<b>10.9</b>	<b>75t</b>	<b>36</b>

Interceptions	No.	Yds	Avg	Long	TD
Butler	4	111	27.8	68	0
Hooker	4	11	2.8	6	0
Fulton	1	44	44.0	44	0
Cruikshank	1	13	13.0	13	0
Joseph	1	5	5.0	5	0
Borders	1	0	0.0	0	0
J. Brown	1	0	0.0	0	0
Byard	1	0	0.0	0	0
Landry	1	0	0.0	0	0
T. Smith	0	5	---	5	0
<b>Team</b>	<b>15</b>	<b>189</b>	<b>12.6</b>	<b>68</b>	<b>0</b>
<b>Opponents</b>	<b>7</b>	<b>81</b>	<b>11.6</b>	<b>25</b>	<b>0</b>

Punting	No.	Yds	Avg	Net	TB	In	Lg	B
Kern	37	1695	45.8	41.5	3	22	66	0
Allen	8	404	50.5	40.0	1	0	65	0
Daniel	4	157	39.3	30.0	0	0	52	1
<b>Team</b>	<b>50</b>	<b>2256</b>	<b>45.1</b>	<b>40.1</b>	<b>4</b>	<b>22</b>	<b>66</b>	<b>1</b>
<b>Opponents</b>	<b>45</b>	<b>2147</b>	<b>47.7</b>	<b>41.8</b>	<b>3</b>	<b>19</b>	<b>71</b>	<b>0</b>

Punt Returns	Ret	FC	Yds	Avg	Long	TD
Raymond	23	11	208	9.0	40	0
Batson	0	1	0	---	---	0
<b>Team</b>	<b>23</b>	<b>12</b>	<b>208</b>	<b>9.0</b>	<b>40</b>	<b>0</b>
<b>Opponents</b>	<b>20</b>	<b>13</b>	<b>171</b>	<b>8.6</b>	<b>57</b>	<b>0</b>

Kickoff Returns	No.	Yds	Avg	Long	TD
Raymond	15	275	18.3	30	0
Batson	11	231	21.0	35	0
D. Evans	9	206	22.9	31	0
Blasingame	1	11	11.0	11	0
A. Brown	1	42	42.0	42t	1
Kalu	1	2	2.0	2	0
<b>Team</b>	<b>38</b>	<b>767</b>	<b>20.2</b>	<b>42t</b>	<b>1</b>
<b>Opponents</b>	<b>37</b>	<b>823</b>	<b>22.2</b>	<b>49</b>	<b>0</b>

Field Goals	1-19	20-29	30-39	40-49	50+
Gostkowski	0/0	2/3	4/5	5/10	7/8
Sloman	0/0	0/0	1/1	1/1	0/0
<b>Team</b>	<b>0/0</b>	<b>2/3</b>	<b>5/6</b>	<b>6/11</b>	<b>7/8</b>
<b>Opponents</b>	<b>0/0</b>	<b>7/7</b>	<b>6/6</b>	<b>5/6</b>	<b>3/4</b>

Gostkowski: (47N,44B,42N,25G) (51G,49G) (39G,31G, 30G,51G,54G,55G) () (27B,37N) (51G,45N) (53N) (40G) (50G,44N) (40G,40G,22G) (49G) () (53G) (38G) () ()  
 Sloman: () () () () () () () () () () () () (47G,37G)  
**TM:** (47N,44B,42N,25G) (51G,49G) (39G,31G,30G,51G,54G,55G) () (27B,37N) (51G,45N) (53N) (40G) (50G,44N) (40G,40G,22G) (49G) () (53G) (38G) () (47G,37G)  
**OPP:** () (35G) (41G,49N) (43G) (38G) (38G,30G) (33G) (22G) (24G,43G) (30G,27G,29G) () (27G,43G) (53B,53G) (53G) () (24G,43G,28G,51G)

## **TITANS FALL 20-13 TO RAVENS IN WILD CARD ROUND**

**BY JIM WYATT**  
**TENNESSEE TITANS**  
**JANUARY 10, 2021**

NASHVILLE – The first home playoff game since the 2008 season ended in disappointment on Sunday.

And, in the process, so did the 2020 season for the Tennessee Titans.

After a fast start, the Titans limped to the finish in a 20-13 loss to the Baltimore Ravens in a Wild Card playoff contest before 14,029 fans at Nissan Stadium.

"My disappointment is obviously for the players, who put so much into it, that are beat up and playing this game at far less than 100 percent, that battle and compete on the field," Titans coach Mike Vrabel said. "I am disappointed for them. You don't like to see the people that you care about frustrated or disappointed, and certainly we all are."

Titans quarterback Ryan Tannehill completed 18-of-26 passes for 165 yards with a touchdown and an interception in the contest.

Titans running back Derrick Henry, who ran for 2,027 yards during the regular season, managed just 40 yards on 18 carries.

The Titans sacked Ravens quarterback Lamar Jackson five times in the contest, but it wasn't enough. Jackson ran for 136 yards and a score and he celebrated in the end as the Titans were left thinking about what could have been.

The Titans finished the regular season with a record of 11-5 and won the AFC South for the first time since the 2008 season.

"This definitely is going to sting," Henry said. "It will probably be on my mind for the rest of this year, until we suit back up. We accomplished a lot as a team this

during these difficult times. I'll never forget all the things we accomplished, but we came up short. We have to get back to work – I know that's what I am going to do.

"The Ravens were the better team today, and they got the best of us. Baltimore was the better team."

The Titans averaged 30.7 yards a game on offense during the regular season, but they scored a season-low 13 points while managing just 209 yards and 12 first downs against a Ravens team they beat 30-24 in the regular season, and 28-12 in last year's playoffs.

"It is a huge disappointment," Tannehill said. "It is tough to put into words right now, because you are not prepared for this moment. Everything in my heart, in my soul, told me we were going to go win this game. So, the finality of it is real – I don't think we were prepared to be in this position. But here we are, and it's tough.

"I love the guys in this locker room, that are a part of this organization. And no team back-to-back years is ever the same. We'll see what happens. But I am definitely appreciative of my time with every guy in that locker room and what they gave to this team, and organization. Guys bought in and gave their heart and soul to it. It wasn't for a lack of effort, or trying, or buying in. I respect all those guys and enjoyed every moment with them."

Things look good early.

The Titans took a 7-0 lead on a 10-yard touchdown pass from Tannehill to receiver A.J. Brown, which capped a 10-play, 70-yard drive. Brown, who had six catches for 83 yards in the game, was big early, with three catches for 52 yards on the opening drive.

The Titans got the ball back shortly after on an interception by cornerback Malcolm Butler. Minutes later, the Titans stretched their lead

to 10-0 on a 45-yard field goal by kicker Stephen Gostkowski.

But the Ravens tied it at 10-10 after Jackson's 48-yard touchdown run followed a 33-yard field goal by kicker Justin Tucker, and that was the score at halftime.

Then, at the start of third quarter, the Ravens took a 17-10 lead on a four-yard touchdown run by running back J.K. Dobbins.

The Titans cut the lead to 17-13 on another field goal from Gostkowski, this one from 25 yards out on the first play of the fourth quarter.

Later, Tucker made a 51-yard field goal to give Baltimore a 20-13 with 4:19 left.

The Titans squandered a number of chances during the game.

Tannehill was intercepted with 1:50 left in the contest, and the Titans never got the ball back.

"It is tough – we lost. And it hurts," defensive lineman Jeffery Simmons said. "I like to compete, and it sucks losing, not just for us, but for Nashville. We've been through much as community, as a state, and just not being able to win, not just for us, but for Tennessee, it hurts more.

"But it doesn't stop here. We have a great team, a great locker room. ... We had a long season, from dealing with COVID, all the way up until now. I am proud of this team. We didn't get to our goal. It hurts not getting this win ... but now we have to build and get back and past this point next year."

###

# Super Wildcard Weekend

## National Football League Game Summary

NFL Copyright © 2020 by The National Football League. All rights reserved. This summary and play-by-play is for the express purpose of assisting media in their coverage of the game; any other use of this material is prohibited without the written permission of the National Football League.

Date: Sunday, 1/10/2021

**Baltimore Ravens at Tennessee Titans**  
at Nissan Stadium, Nashville, TN

Start Time: 12:05 PM CST

### Game Day Weather

Game Weather: Cloudy

Temp: 33° F (0.6° C) Humidity: 63%, Wind: NE 1 mph

Played Open Stadium on Turf: Grass

Outdoor Weather: Cloudy, Wind Chill: 33

### Officials

Referee: Boger, Jerome (23)  
Line Judge: Coleman IV, Walt (65)  
Back Judge: Freeman, Brad (88)

Umpire: Paganelli, Carl (124)  
Field Judge: Weatherford, Mike (116)  
Replay Official: McGrath, John (0)

Down Judge: Bolinger, Brian (40)  
Side Judge: Washington, Keith (7)

### Lineups

Baltimore Ravens				Tennessee Titans			
Offense		Defense		Offense		Defense	
WR 80	M.Boykin	DT 93	C.Campbell	TE 87	G.Swaim	NT 92	M.Dickerson
LT 78	O.Brown	NT 98	B.Williams	TE 81	J.Smith	DT 90	D.Jones
LG 77	B.Bozeman	DE 95	D.Wolfe	LT 72	D.Quessenberry	DT 98	J.Simmons
C 65	P.Mekari	OLB 90	P.McPhee	LG 76	R.Saffold III	OLB 49	N.Dzubnar
RG 72	B.Powers	ILB 40	M.Harrison	C 60	B.Jones	ILB 54	R.Evans
RT 74	T.Phillips	WLB 58	L.Fort	RG 64	N.Davis	ILB 51	D.Long
TE 89	M.Andrews	SAM 99	M.Judon	RT 71	D.Kelly	OLB 58	H.Landry III
TE 85	E.Tomlinson	LCB 24	M.Peters	WR 11	A.Brown	CB 25	A.Jackson
QB 8	L.Jackson	FS 32	D.Elliott	QB 17	R.Tannehill	SS 24	K.Vaccaro
FB 42	P.Ricard	SS 36	C.Clark	FB/RB 41	K.Blasingame	FS 31	K.Byard
RB 27	J.Dobbins	RCB 44	M.Humphrey	RB 22	D.Henry	CB 21	M.Butler

### Substitutions

P 4 S.Koch, K 9 J.Tucker, WR 13 D.Duvernay, WR 15 M.Brown, CB 22 J.Smith, CB 23 A.Averett, S 28 J.Richards, RB 35 G.Edwards, DB/LB 41 A.Levine, RB 43 J.Hill, LS 46 M.Cox, ILB 48 P.Queen, ILB 49 C.Board, DE 53 J.Ward, OLB 54 T.Bowser, ILB 57 K.Welch, C/G 68 M.Skura, G/T 70 D.Fluker, DT 71 J.Ellis, WR 83 W.Snead, WR 88 D.Bryant, DE 91 Y.Ngakoue, DT 92 J.Madubuike

### Substitutions

K 3 S.Gostkowski, P 6 B.Kern, WR 13 C.Batson, WR 14 K.Raymond, WR 15 N.Westbrook-Ikhine, CB 23 T.Smith, CB 26 K.Fulton, RB 28 J.McNichols, RB 32 D.Evans, CB 33 D.King, DB 37 A.Hooker, OLB 42 B.Reed, DB 46 J.Kalu, LS 47 M.Overton, LB 53 W.Compton, LB 56 D.Bates, OLB 57 W.Ray, G/C 75 J.Douglas, T 78 M.Newhouse, WR 84 C.Davis, TE 85 M.Pruitt, TE 86 A.Firkser, DL 91 L.Murchison, DL 94 J.Crawford

### Did Not Play

QB 2 T.Huntley, CB 29 T.Williams, C 63 T.Colon-Castillo

### Did Not Play

QB 5 L.Woodside, C 52 D.Munyer

### Not Active

P 6 J.Townsend, WR 10 C.Moore, WR 11 J.Proche, RB 21 M.Ingram, OLB 45 J.Ferguson, G 61 R.Prince, DT 96 B.Washington

### Not Active

RB 20 S.Perry, DB 35 C.Jackson, CB 36 K.Orr, RB 45 D.Foreman, OLB 50 D.Roberson

### Field Goals (made ( ) & missed)

	(33) 52WR (51)	S.Gostkowski	(45) (25)				
		1	2	3	4	OT	Total
VISITOR:	Baltimore Ravens	0	10	7	3	0	20
HOME:	Tennessee Titans	10	0	0	3	0	13

### Scoring Plays

Team	Qtr	Time	Play Description (Extra Point) (Drive Info)	Visitor	Home
Titans	1	5:39	A.Brown 10 yd. pass from R.Tannehill (S.Gostkowski kick) (10-70, 6:11)	0	7
Titans	1	1:38	S.Gostkowski 45 yd. Field Goal (7-45, 2:42)	0	10
Ravens	2	9:59	J.Tucker 33 yd. Field Goal (12-60, 6:39)	3	10
Ravens	2	2:32	L.Jackson 48 yd. run (J.Tucker kick) (7-82, 4:03)	10	10
Ravens	3	9:01	J.Dobbins 4 yd. run (J.Tucker kick) (10-77, 5:59)	17	10
Titans	4	14:56	S.Gostkowski 25 yd. Field Goal (7-51, 3:15)	17	13
Ravens	4	4:19	J.Tucker 51 yd. Field Goal (9-52, 5:41)	20	13

Paid Attendance: 14,029

Time: 2:45





## Final Team Statistics

	Visitor Ravens	Home Titans
TOTAL FIRST DOWNS	22	12
By Rushing	13	1
By Passing	8	9
By Penalty	1	2
THIRD DOWN EFFICIENCY	7-13-54%	4-12-33%
FOURTH DOWN EFFICIENCY	0-0-0%	1-1-100%
TOTAL NET YARDS	401	209
Total Offensive Plays (inc. times thrown passing)	64	49
Average gain per offensive play	6.3	4.3
NET YARDS RUSHING	236	51
Total Rushing Plays	35	22
Average gain per rushing play	6.7	2.3
Tackles for a loss-number and yards	2-3	1-3
NET YARDS PASSING	165	158
Times thrown - yards lost attempting to pass	5-14	1-7
Gross yards passing	179	165
PASS ATTEMPTS-COMPLETIONS-HAD INTERCEPTED	24-17-1	26-18-1
Avg gain per pass play (inc.# thrown passing)	5.7	5.9
KICKOFFS Number-In End Zone-Touchbacks	5-5-3	4-3-3
PUNTS Number and Average	2-50.5	5-45.6
Had Blocked	0	0
FGs - PATs Had Blocked	0-0	0-0
Net Punting Average	46.5	45.6
TOTAL RETURN YARDAGE (Not Including Kickoffs)	13	8
No. and Yards Punt Returns	0-0	2-8
No. and Yards Kickoff Returns	1-20	2-46
No. and Yards Interception Returns	1-13	1-0
PENALTIES Number and Yards	5-60	2-10
FUMBLES Number and Lost	0-0	0-0
TOUCHDOWNS	2	1
Rushing	2	0
Passing	0	1
EXTRA POINTS Made-Attempts	2-2	1-1
Kicking Made-Attempts	2-2	1-1
FIELD GOALS Made-Attempts	2-3	2-2
RED ZONE EFFICIENCY	1-3-33%	1-2-50%
GOAL TO GO EFFICIENCY	1-1-100%	1-2-50%
SAFETIES	0	0
FINAL SCORE	20	13
TIME OF POSSESSION	33:38	26:22

## Ball Possession And Drive Chart

### Baltimore Ravens

#	Time Recd	Time Lost	Time Poss	How Ball Obtained	Drive Began	# Play	Yds Gain	Yds Pen	Net Yds	1st Down	Last Scrm	How Given Up
1	13:30	11:50	1:40	Punt	BLT 18	3	5	0	5	0	BLT 23	Punt
2	5:39	4:20	1:19	Kickoff	BLT 25	3	11	0	11	1	BLT 36	Interception
3	1:38	9:59	6:39	Kickoff	BLT 25	12	60	0	60	3	* TEN 15	Field Goal
4	6:35	2:32	4:03	Punt	BLT 18	7	82	0	82	3	TEN 48	Touchdown
5	1:44	0:00	1:44	Punt	BLT 31	7	12	-10	2	2	BLT 34	End of Half
6	15:00	9:01	5:59	Kickoff	BLT 23	10	77	0	77	5	* TEN 4	Touchdown
7	5:09	3:11	1:58	Punt	BLT 7	3	5	0	5	0	BLT 12	Punt
8	14:56	12:11	2:45	Kickoff	BLT 25	7	41	0	41	2	TEN 34	Missed FG
9	10:00	4:19	5:41	Punt	BLT 15	9	62	-10	52	4	TEN 33	Field Goal
10	1:50	0:00	1:50	Interception	BLT 38	6	46	0	46	2	* TEN 15	End of Game

(225) Average BLT 22

### Tennessee Titans

#	Time Recd	Time Lost	Time Poss	How Ball Obtained	Drive Began	# Play	Yds Gain	Yds Pen	Net Yds	1st Down	Last Scrm	How Given Up
1	15:00	13:30	1:30	Kickoff	TEN 25	3	6	0	6	0	TEN 31	Punt
2	11:50	5:39	6:11	Punt	TEN 30	10	75	-5	70	4	* BLT 10	Touchdown
3	4:20	1:38	2:42	Interception	TEN 28	7	45	0	45	1	BLT 27	Field Goal
4	9:59	6:35	3:24	Kickoff	TEN 25	4	-1	5	4	1	TEN 29	Punt
5	2:32	1:44	0:48	Kickoff	TEN 25	3	-6	0	-6	0	TEN 19	Punt
6	9:01	5:09	3:52	Kickoff	TEN 24	6	20	0	20	1	TEN 44	Punt
7	3:11	14:56	3:15	Punt	TEN 42	7	36	15	51	3	* BLT 7	Field Goal
8	12:11	10:00	2:11	Missed FG	TEN 42	5	18	0	18	1	BLT 40	Punt
9	4:19	1:50	2:29	Kickoff	TEN 21	6	16	0	16	1	TEN 37	Interception

(262) Average TEN 29

\* inside opponent's 20

Time of Possession by Quarter		1st	2nd	3rd	4th	OT	Total
Visitor	Baltimore Ravens	4:37	10:48	7:57	10:16		33:38
Home	Tennessee Titans	10:23	4:12	7:03	4:44		26:22

Kickoff Drive No.-Start Average

Ravens: 4 - BLT 24

Titans: 5 - TEN 24

# Final Defensive Statistics

Baltimore Ravens	Regular Defensive Plays											Special Teams					Misc			
	TKL	AST	COMB	SK	/ YDS	TFL	Q	IN	PD	FF	FR	TKL	AST	FF	FR	BL	TKL	AST	FF	FR
P.McPhee	5	1	6	0	0	0	0	0	0	0	0	0	0	0	0	0	0	0	0	0
D.Wolfe	4	2	6	1	7	1	2	0	0	0	0	0	0	0	0	0	0	0	0	0
M.Humphrey	4	1	5	0	0	0	0	0	1	0	0	0	0	0	0	0	0	0	0	0
M.Peters	4	0	4	0	0	0	0	1	1	0	0	0	0	0	0	0	0	0	0	0
D.Elliott	3	1	4	0	0	0	0	0	1	0	0	0	0	0	0	0	0	0	0	0
M.Judon	3	0	3	0	0	1	1	0	0	0	0	0	0	0	0	0	0	0	0	0
J.Ward	3	0	3	0	0	1	0	0	0	0	0	0	0	0	0	0	0	0	0	0
C.Clark	2	1	3	0	0	0	0	0	0	0	0	0	0	0	0	0	0	0	0	0
P.Queen	2	0	2	0	0	0	1	0	0	0	0	0	0	0	0	0	0	0	0	0
J.Madubuike	2	0	2	0	0	0	0	0	1	0	0	0	0	0	0	0	0	0	0	0
C.Campbell	1	1	2	0	0	0	1	0	0	0	0	0	0	0	0	0	0	0	0	0
T.Bowser	1	1	2	0	0	0	0	0	0	0	0	1	0	0	0	0	0	0	0	0
B.Williams	1	1	2	0	0	0	0	0	0	0	0	0	0	0	0	0	0	0	0	0
M.Harrison	0	2	2	0	0	0	0	0	0	0	0	0	1	0	0	0	0	0	0	0
C.Board	1	0	1	0	0	0	0	0	0	0	0	0	0	0	0	0	0	0	0	0
J.Ellis	1	0	1	0	0	0	0	0	0	0	0	0	0	0	0	0	0	0	0	0
L.Fort	1	0	1	0	0	1	0	0	0	0	0	0	0	0	0	0	0	0	0	0
A.Levine	0	0	0	0	0	0	0	0	0	0	0	1	0	0	0	0	0	0	0	0
J.Richards	0	0	0	0	0	0	0	0	0	0	0	1	0	0	0	0	0	0	0	0
A.Averett	0	0	0	0	0	0	0	0	0	0	0	1	0	0	0	0	0	0	0	0
D.Duvernay	0	0	0	0	0	0	0	0	0	0	0	0	1	0	0	0	0	0	0	0
M.Boykin	0	0	0	0	0	0	0	0	0	0	0	0	0	0	0	0	1	0	0	0
<b>Total</b>	<b>38</b>	<b>11</b>	<b>49</b>	<b>1</b>	<b>7</b>	<b>4</b>	<b>5</b>	<b>1</b>	<b>4</b>	<b>0</b>	<b>0</b>	<b>4</b>	<b>2</b>	<b>0</b>	<b>0</b>	<b>0</b>	<b>1</b>	<b>0</b>	<b>0</b>	<b>0</b>

TKL = Tackle AST = Assist COMB = Combined QH=QB Hit IN = Interception PD = Pass Defense FF = Forced Fumble FR = Fumble Recovery

Tennessee Titans	Regular Defensive Plays											Special Teams					Misc			
	TKL	AST	COMB	SK	/ YDS	TFL	QH	IN	PD	FF	FR	TKL	AST	FF	FR	BL	TKL	AST	FF	FR
H.Landry III	8	2	10	2	0	1	2	0	0	0	0	0	0	0	0	0	0	0	0	0
K.Vaccaro	6	3	9	0	0	0	0	0	0	0	0	0	0	0	0	0	0	0	0	0
R.Evans	5	4	9	0	0	1	0	0	0	0	0	0	0	0	0	0	0	0	0	0
A.Jackson	8	0	8	0	0	0	0	0	0	0	0	0	0	0	0	0	0	0	0	0
D.King	5	1	6	0	0	0	0	0	0	0	0	0	0	0	0	0	0	0	0	0
D.Long	4	1	5	0	0	0	1	0	0	0	0	0	0	0	0	0	0	0	0	0
M.Butler	4	1	5	0	0	0	0	1	2	0	0	0	0	0	0	0	0	0	0	0
K.Byard	2	3	5	0	0	0	0	0	1	0	0	0	0	0	0	0	0	0	0	0
D.Jones	2	1	3	1	8	1	1	0	0	0	0	0	0	0	0	0	0	0	0	0
J.Simmons	2	1	3	0	0	1	0	0	0	0	0	0	0	0	0	0	0	0	0	0
B.Reed	1	0	1	1	5	1	1	0	0	0	0	0	0	0	0	0	0	0	0	0
M.Dickerson	1	0	1	1	1	1	1	0	0	0	0	0	0	0	0	0	0	0	0	0
N.Dzubnar	1	0	1	0	0	0	0	0	0	0	0	0	0	0	0	0	0	0	0	0
L.Murchison	0	1	1	0	0	0	0	0	0	0	0	0	0	0	0	0	0	0	0	0
N.Westbrook-Ikhine	0	0	0	0	0	0	0	0	0	0	0	1	0	0	0	0	0	0	0	0
K.Raymond	0	0	0	0	0	0	0	0	0	0	0	0	0	0	0	0	1	0	0	0
<b>Total</b>	<b>49</b>	<b>18</b>	<b>67</b>	<b>5</b>	<b>14</b>	<b>6</b>	<b>6</b>	<b>1</b>	<b>3</b>	<b>0</b>	<b>0</b>	<b>1</b>	<b>0</b>	<b>0</b>	<b>0</b>	<b>0</b>	<b>1</b>	<b>0</b>	<b>0</b>	<b>0</b>





Play By Play

# First Quarter

1/10/2021

BLT wins the coin toss and elects to defer. TEN elects to Receive, and BLT elects to defend the south goal.

J.Tucker kicks 65 yards from BLT 35 to end zone, Touchback.

Tennessee Titans at 15:00

- 1-10-TEN 25 (15:00) R.Tannehill scrambles right end pushed ob at TEN 29 for 4 yards (M.Judon).
- 2-6-TEN 29 (14:27) D.Henry left tackle to TEN 31 for 2 yards (P.McPhee).
- 3-4-TEN 31 (13:41) (Shotgun) R.Tannehill pass incomplete deep right to A.Brown [C.Campbell].
- 4-4-TEN 31 (13:36) B.Kern punts 51 yards to BLT 18, Center-M.Overton, fair catch by D.Duvermay.

Baltimore Ravens at 13:30

- 1-10-BLT 18 (13:30) (Shotgun) J.Dobbins right end to BLT 21 for 3 yards (M.Butler, R.Evans).
- 2-7-BLT 21 (12:50) (Shotgun) L.Jackson left end to BLT 23 for 2 yards (D.King, K.Vaccaro).
- 3-5-BLT 23 (12:04) (Shotgun) L.Jackson pass incomplete short left to M.Andrews (K.Byard).
- 4-5-BLT 23 (12:00) S.Koch punts 53 yards to TEN 24, Center-M.Cox. K.Raymond to TEN 30 for 6 yards (A.Levine, M.Harrison).

Tennessee Titans at 11:50

- 1-10-TEN 30 (11:50) D.Henry left tackle to TEN 36 for 6 yards (M.Humphrey).
- 2-4-TEN 36 (11:17) D.Henry right tackle to TEN 37 for 1 yard (P.McPhee).
- 3-3-TEN 37 (10:38) (Shotgun) R.Tannehill pass deep left to A.Brown pushed ob at BLT 35 for 28 yards (M.Humphrey). P1
- 1-10-BLT 35 (10:02) R.Tannehill pass short left to J.Smith pushed ob at BLT 31 for 4 yards (C.Clark).
- 2-6-BLT 31 (9:28) PENALTY on TEN-N.Westbrook-Ikhine, False Start, 5 yards, enforced at BLT 31 - No Play.
- 2-11-BLT 36 (9:09) (Shotgun) R.Tannehill pass short middle to A.Brown to BLT 22 for 14 yards (M.Humphrey, D.Elliott). P2
- 1-10-BLT 22 (8:26) (Shotgun) D.Henry right guard to BLT 21 for 1 yard (P.McPhee).
- 2-9-BLT 21 (7:47) R.Tannehill pass short right to J.Smith to BLT 16 for 5 yards (C.Clark).
- 3-4-BLT 16 (7:03) (Shotgun) R.Tannehill pass short middle to A.Firkser to BLT 7 for 9 yards (C.Board). P3
- 1-7-BLT 7 (6:25) D.Henry right tackle to BLT 10 for -3 yards (M.Judon).
- 2-10-BLT 10 (5:44) (Shotgun) R.Tannehill pass short left to A.Brown for 10 yards, TOUCHDOWN. P4  
S.Gostkowski extra point is GOOD, Center-M.Overton, Holder-B.Kern.

BLT 0 TEN 7, 10 plays, 70 yards, 6:11 drive, 9:21 elapsed
---

S.Gostkowski kicks 65 yards from TEN 35 to end zone, Touchback.

Baltimore Ravens at 5:39

- 1-10-BLT 25 (5:39) (Shotgun) L.Jackson pass short left to M.Brown pushed ob at BLT 32 for 7 yards (A.Jackson).
- 2-3-BLT 32 (5:07) (Shotgun) G.Edwards left tackle to BLT 36 for 4 yards (H.Landry III). R1
- 1-10-BLT 36 (4:28) (Shotgun) L.Jackson pass deep right intended for M.Boykin INTERCEPTED by M.Butler at TEN 28. M.Butler to TEN 28 for no gain (M.Boykin).

Tennessee Titans at 4:20

- 1-10-TEN 28 (4:20) D.Henry left guard to TEN 33 for 5 yards (J.Ellis).
- 2-5-TEN 33 (3:56) (No Huddle) D.Henry left tackle to TEN 37 for 4 yards (D.Wolfe, M.Harrison).
- 3-1-TEN 37 (3:15) (Shotgun) R.Tannehill pass short middle to A.Firkser pushed ob at BLT 28 for 35 yards (M.Humphrey). P5
- 1-10-BLT 28 (2:30) D.Henry left guard to BLT 27 for 1 yard (J.Madubuike).
- 2-9-BLT 27 (1:50) R.Tannehill pass incomplete short middle to A.Brown (J.Madubuike).
- 3-9-BLT 27 (1:47) (Shotgun) R.Tannehill pass incomplete short right to C.Davis [M.Judon].
- 4-9-BLT 27 (1:43) S.Gostkowski 45 yard field goal is GOOD, Center-M.Overton, Holder-B.Kern.

BLT 0 TEN 10, 7 plays, 45 yards, 2:42 drive, 13:22 elapsed
--

S.Gostkowski kicks 65 yards from TEN 35 to end zone, Touchback.

Baltimore Ravens at 1:38

- 1-10-BLT 25 (1:38) (Shotgun) L.Jackson left end to BLT 25 for no gain (D.King).
- 2-10-BLT 25 (:56) (Shotgun) J.Dobbins right tackle to BLT 28 for 3 yards (R.Evans, D.Jones).
- 3-7-BLT 28 (:14) (Shotgun) L.Jackson pass deep right to M.Andrews to BLT 45 for 17 yards (K.Vaccaro) [H.Landry III]. P2

END OF QUARTER

	Score	Time Poss	First Downs				Efficiencies	
			R	P	X	T	3 Down	4 Down
Baltimore Ravens	0	4:37	1	1	0	2	1/2	0/0
Tennessee Titans	10	10:23	0	5	0	5	3/5	0/0

## Second Quarter

Baltimore Ravens continued.

<u>1-10-BLT 45</u>	(15:00) (Shotgun) L.Jackson right end pushed ob at BLT 48 for 3 yards (K.Byard).	
2-7-BLT 48	(14:21) (Shotgun) L.Jackson pass short left to W.Snead to TEN 47 for 5 yards (M.Butler).	
3-2-TEN 47	(13:39) (Shotgun) G.Edwards left end to TEN 42 for 5 yards (K.Vaccaro).	R3
<u>1-10-TEN 42</u>	(13:00) (Shotgun) J.Dobbins left tackle to TEN 42 for no gain (D.Long, H.Landry III).	
2-10-TEN 42	(12:18) (Shotgun) L.Jackson pass deep right to M.Brown to TEN 14 for 28 yards (A.Jackson).	P4
<u>1-10-TEN 14</u>	(11:32) (Shotgun) L.Jackson pass incomplete short right to M.Andrews (M.Butler).	
2-10-TEN 14	(11:27) (Shotgun) L.Jackson left end to TEN 10 for 4 yards (D.King; R.Evans).	
3-6-TEN 10	(10:41) (Shotgun) L.Jackson sacked at TEN 15 for -5 yards (B.Reed).	
4-11-TEN 15	(10:02) J.Tucker 33 yard field goal is GOOD, Center-M.Cox, Holder-S.Koch.	

BLT 3 TEN 10, 12 plays, 60 yards, 6:39 drive, 5:01 elapsed

J.Tucker kicks 65 yards from BLT 35 to end zone, Touchback.

Tennessee Titans at 9:59

1-10-TEN 25	(9:59) D.Henry left tackle to TEN 26 for 1 yard (D.Wolfe, B.Williams).	
2-9-TEN 26	(9:16) (Shotgun) R.Tannehill pass short left to M.Pruitt to TEN 30 for 4 yards (C.Clark). PENALTY on BLT-J.Smith, Illegal Use of Hands, 5 yards, enforced at TEN 26 - No Play.	X6
<u>1-10-TEN 31</u>	(8:57) D.Henry right tackle to TEN 31 for no gain (P.McPhee; M.Harrison).	
2-10-TEN 31	(8:17) R.Tannehill pass short right to G.Swaim to TEN 36 for 5 yards (D.Elliott).	
3-5-TEN 36	(7:27) (Shotgun) R.Tannehill sacked at TEN 29 for -7 yards (D.Wolfe).	
4-12-TEN 29	(6:43) B.Kern punts 53 yards to BLT 18, Center-M.Overton, out of bounds.	

Baltimore Ravens at 6:35

1-10-BLT 18	(6:35) (Shotgun) L.Jackson pass short left to M.Brown pushed ob at BLT 27 for 9 yards (A.Jackson).	
2-1-BLT 27	(6:11) G.Edwards left tackle to BLT 35 for 8 yards (M.Butler; K.Byard).	R5
<u>1-10-BLT 35</u>	(5:30) (Shotgun) L.Jackson right guard to BLT 36 for 1 yard (N.Dzubnar).	
2-9-BLT 36	(4:43) (Shotgun) M.Brown left end pushed ob at TEN 49 for 15 yards (H.Landry III). Penalty on TEN-W.Ray, Defensive Offside, declined.	R6
<u>1-10-TEN 49</u>	(4:18) (Shotgun) L.Jackson sacked at 50 for -1 yards (M.Dickerson).	
2-11-50	(3:32) (Shotgun) J.Dobbins right tackle to TEN 48 for 2 yards (H.Landry III).	
3-9-TEN 48	(2:45) (Shotgun) L.Jackson scrambles up the middle for 48 yards, TOUCHDOWN. J.Tucker extra point is GOOD, Center-M.Cox, Holder-S.Koch.	R7

BLT 10 TEN 10, 7 plays, 82 yards, 4:03 drive, 12:28 elapsed

J.Tucker kicks 65 yards from BLT 35 to end zone, Touchback.

Tennessee Titans at 2:32

1-10-TEN 25	(2:32) (Shotgun) R.Tannehill pass short middle to R.Tannehill to TEN 15 for -10 yards (J.Ward). Pass was batted by BLT- 53 Ward	
-------------	---	--

Two-Minute Warning

2-20-TEN 15	(2:00) (Shotgun) R.Tannehill pass incomplete short right to A.Brown.	
3-20-TEN 15	(1:55) (Shotgun) J.McNichols up the middle to TEN 19 for 4 yards (P.McPhee). Timeout #1 by BLT at 01:51.	
4-16-TEN 19	(1:51) B.Kern punts 50 yards to BLT 31, Center-M.Overton, out of bounds.	

Baltimore Ravens at 1:44

1-10-BLT 31	(1:44) (Shotgun) L.Jackson pass incomplete short left to D.Bryant.	
2-10-BLT 31	(1:41) (Shotgun) L.Jackson sacked at BLT 31 for 0 yards (H.Landry III).	
3-10-BLT 31	(:58) (Shotgun) L.Jackson pass short right to M.Brown to 50 for 19 yards (D.Long).	P8
<u>1-10-50</u>	(:37) (No Huddle, Shotgun) L.Jackson pass short left to J.Dobbins to BLT 44 for -6 yards (R.Evans). Timeout #2 by BLT at 00:29.	
2-16-BLT 44	(:29) (Shotgun) L.Jackson sacked at BLT 36 for -8 yards (D.Jones). Timeout #1 by TEN at 00:19.	
3-24-BLT 36	(:19) (Shotgun) J.Dobbins right tackle to BLT 44 for 8 yards (J.Simmons). PENALTY on BLT-D.Bryant, Unnecessary Roughness, 15 yards, enforced at BLT 44.	
4-31-BLT 29	(:12) S.Koch punts 43 yards to TEN 28, Center-M.Cox, fair catch by K.Raymond.	

PENALTY on TEN-D.Bates, Defensive Holding, 5 yards, enforced at BLT 29 - No Play.

1-10-BLT 34

(:05) L.Jackson kneels to BLT 33 for -1 yards.

END OF QUARTER

	Score	Time Poss	First Downs				Efficiencies	
			R	P	X	T	3 Down	4 Down
Baltimore Ravens	10	10:48	4	2	1	7	3/5	0/0
Tennessee Titans	10	4:12	0	0	1	1	0/2	0/0



# Third Quarter

1/10/2021

Play By Play

BLT elects to Receive, and TEN elects to defend the South goal.

S.Gostkowski kicks 62 yards from TEN 35 to BLT 3. D.Duvernay to BLT 23 for 20 yards (N.Westbrook-Ikhine).

Baltimore Ravens at 15:00, (1st play from scrimmage 14:55)

1-10-BLT 23	(14:55) (Shotgun) L.Jackson pass short right to P.Ricard pushed ob at BLT 34 for 11 yards (A.Jackson).	P10
<u>1-10-BLT 34</u>	(14:21) (Shotgun) L.Jackson pass short left to M.Andrews to BLT 38 for 4 yards (A.Jackson).	
2-6-BLT 38	(13:46) (Shotgun) L.Jackson left end to BLT 48 for 10 yards (R.Evans, K.Vaccaro).	R11
<u>1-10-BLT 48</u>	(12:59) (Shotgun) L.Jackson up the middle to BLT 47 for -1 yards (J.Simmons).	
2-11-BLT 47	(12:25) (Shotgun) J.Dobbins left end to TEN 44 for 9 yards (D.King, K.Byard).	
3-2-TEN 44	(11:46) (Shotgun) L.Jackson right end pushed ob at TEN 21 for 23 yards (A.Jackson).	R12
<u>1-10-TEN 21</u>	(11:07) (Shotgun) L.Jackson pass short left to P.Ricard to TEN 15 for 6 yards (M.Butler).	
2-4-TEN 15	(10:27) (Shotgun) L.Jackson up the middle to TEN 13 for 2 yards (D.Jones).	
3-2-TEN 13	(9:46) (Shotgun) L.Jackson pass short right to P.Ricard to TEN 4 for 9 yards (H.Landry III).	P13
<u>1-4-TEN 4</u>	(9:05) (Shotgun) J.Dobbins left tackle for 4 yards, TOUCHDOWN.	R14
J.Tucker extra point is GOOD, Center-M.Cox, Holder-S.Koch.		

BLT 17 TEN 10, 10 plays, 77 yards, 5:59 drive, 5:59 elapsed
---

J.Tucker kicks 66 yards from BLT 35 to TEN -1. D.Evans to TEN 24 for 25 yards (J.Richards).

Tennessee Titans at 9:01, (1st play from scrimmage 8:55)

1-10-TEN 24	(8:55) D.Henry left end to TEN 26 for 2 yards (P.McPhee).	
2-8-TEN 26	(8:11) D.Henry up the middle to TEN 30 for 4 yards (P.Queen).	
3-4-TEN 30	(7:24) (Shotgun) R.Tannehill pass short right to C.Batson to TEN 36 for 6 yards (M.Peters).	P7
<u>1-10-TEN 36</u>	(6:42) R.Tannehill pass short left to D.Henry to TEN 43 for 7 yards (D.Elliott).	
2-3-TEN 43	(6:07) (No Huddle) D.Evans left tackle to TEN 44 for 1 yard (J.Madubuike).	
3-2-TEN 44	(5:24) (Shotgun) R.Tannehill pass incomplete short right to C.Davis (M.Humphrey).	
4-2-TEN 44	(5:16) B.Kern punts 49 yards to BLT 7, Center-M.Overton, fair catch by D.Duvernay.	

Baltimore Ravens at 5:09

1-10-BLT 7	(5:09) (Shotgun) M.Brown left end pushed ob at BLT 11 for 4 yards (M.Butler).
2-6-BLT 11	(4:36) (Shotgun) L.Jackson pass short right to M.Andrews to BLT 14 for 3 yards (D.King).
3-3-BLT 14	(3:55) (Shotgun) L.Jackson up the middle to BLT 12 for -2 yards (H.Landry III, J.Simmons).
4-5-BLT 12	(3:21) S.Koch punts 48 yards to TEN 40, Center-M.Cox. K.Raymond to TEN 42 for 2 yards (T.Bowser, D.Duvernay).

Tennessee Titans at 3:11

1-10-TEN 42	(3:11) R.Tannehill pass deep right to A.Brown to BLT 40 for 18 yards (M.Peters) [D.Wolfe].	P8
	PENALTY on BLT-D.Wolfe, Roughing the Passer, 15 yards, enforced at BLT 40.	X9
<u>1-10-BLT 25</u>	(2:50) D.Henry right tackle to BLT 22 for 3 yards (C.Campbell, T.Bowser).	
2-7-BLT 22	(2:13) (No Huddle) R.Tannehill pass short left to N.Westbrook-Ikhine to BLT 10 for 12 yards (D.Elliott, M.Humphrey).	P10
<u>1-10-BLT 10</u>	(1:37) (No Huddle) D.Henry up the middle to BLT 8 for 2 yards (B.Williams, D.Wolfe).	
2-8-BLT 8	(:56) (Shotgun) R.Tannehill pass short middle to A.Brown to BLT 5 for 3 yards (P.Queen).	
3-5-BLT 5	(:11) (Shotgun) R.Tannehill pass short right to D.Henry to BLT 7 for -2 yards (L.Fort) [P.Queen].	

END OF QUARTER

	Score	Time Poss	First Downs				Efficiencies	
			R	P	X	T	3 Down	4 Down
Baltimore Ravens	17	7:57	3	2	0	5	2/3	0/0
Tennessee Titans	10	7:03	0	3	1	4	1/3	0/0

Tennessee Titans continued.

4-7-BLT 7 (15:00) S.Gostkowski 25 yard field goal is GOOD, Center-M.Overton, Holder-B.Kern.

BLT 17 TEN 13, 7 plays, 51 yards, 1 penalty, 3:15 drive, 0:04 elapsed

S.Gostkowski kicks 65 yards from TEN 35 to end zone, Touchback.

Baltimore Ravens at 14:56

1-10-BLT 25 (14:56) (Shotgun) L.Jackson pass deep left to M.Brown pushed ob at BLT 42 for 17 yards (A.Jackson). P15

1-10-BLT 42 (14:17) (Shotgun) L.Jackson left end pushed ob at BLT 43 for 1 yard (H.Landry III).

2-9-BLT 43 (13:39) (Shotgun) L.Jackson pass short left to M.Brown pushed ob at TEN 37 for 20 yards (K.Vaccaro). P16

1-10-TEN 37 (13:05) (Shotgun) G.Edwards right guard to TEN 34 for 3 yards (R.Evans).

2-7-TEN 34 (12:24) (Shotgun) L.Jackson pass incomplete short right to P.Ricard.

3-7-TEN 34 (12:21) (Shotgun) L.Jackson pass incomplete deep right to M.Brown [D.Long].

4-7-TEN 34 (12:16) J.Tucker 52 yard field goal is No Good, Wide Right, Center-M.Cox, Holder-S.Koch.

Tennessee Titans at 12:11

1-10-TEN 42 (12:11) D.Henry right guard to TEN 42 for no gain (M.Judon).

2-10-TEN 42 (11:33) (Shotgun) R.Tannehill pass short right to A.Brown to BLT 48 for 10 yards (M.Peters). P11

1-10-BLT 48 (10:52) D.Henry left tackle to BLT 40 for 8 yards (D.Wolfe).

2-2-BLT 40 (10:13) (No Huddle, Shotgun) R.Tannehill pass incomplete deep left to A.Brown.

3-2-BLT 40 (10:10) (Shotgun) R.Tannehill pass incomplete short left to J.Smith (D.Elliott).

4-2-BLT 40 (10:06) B.Kern punts 25 yards to BLT 15, Center-M.Overton, fair catch by D.Duvernay.

Baltimore Ravens at 10:00

1-10-BLT 15 (10:00) (Shotgun) J.Dobbins right end pushed ob at BLT 27 for 12 yards (A.Jackson). R17

1-10-BLT 27 (9:29) (Shotgun) L.Jackson pass short left to M.Brown to BLT 36 for 9 yards (D.Long).

2-1-BLT 36 (8:51) (Shotgun) J.Dobbins up the middle to BLT 38 for 2 yards (D.Long, R.Evans). R18

1-10-BLT 38 (8:08) (Shotgun) L.Jackson pass short left to M.Andrews to TEN 45 for 17 yards (K.Vaccaro; H.Landry III). P191-10-TEN 45 (7:20) (Shotgun) L.Jackson up the middle to TEN 31 for 14 yards (K.Vaccaro). R201-10-TEN 31 (6:42) (Shotgun) L.Jackson sacked ob at TEN 31 for 0 yards (H.Landry III).

2-10-TEN 31 (6:02) (Shotgun) G.Edwards right guard to TEN 27 for 4 yards (R.Evans, D.Long).

3-6-TEN 27 (5:16) (Shotgun) L.Jackson pass short left to W.Snead to TEN 23 for 4 yards (D.King).

4-2-TEN 23 (4:28) (Shotgun) L.Jackson pass short right to J.Dobbins to TEN 20 for 3 yards (R.Evans).

PENALTY on BLT-W.Snead, Offensive Pass Interference, 10 yards, enforced at TEN 23 - No Play.

4-12-TEN 33 (4:23) J.Tucker 51 yard field goal is GOOD, Center-M.Cox, Holder-S.Koch.

BLT 20 TEN 13, 9 plays, 52 yards, 5:41 drive, 10:41 elapsed

J.Tucker kicks 65 yards from BLT 35 to TEN 0. D.Evans to TEN 21 for 21 yards (A.Averett).

Tennessee Titans at 4:19, (1st play from scrimmage 4:13)

1-10-TEN 21 (4:13) R.Tannehill pass short middle to D.Henry to TEN 27 for 6 yards (T.Bowser).

2-4-TEN 27 (3:50) (No Huddle, Shotgun) D.Henry up the middle to TEN 30 for 3 yards (D.Wolfe; C.Campbell).

3-1-TEN 30 (3:11) (Shotgun) D.Henry up the middle to TEN 30 for no gain (J.Ward, C.Clark).

4-1-TEN 30 (2:41) R.Tannehill up the middle to TEN 32 for 2 yards (J.Ward). R12

1-10-TEN 32 (2:10) (Shotgun) R.Tannehill pass short right to N.Westbrook-Ikhine to TEN 37 for 5 yards (M.Peters).

Two-Minute Warning

2-5-TEN 37 (2:00) (Shotgun) R.Tannehill pass deep right intended for K.Raymond INTERCEPTED by M.Peters at BLT 40. M.Peters to TEN 47 for 13 yards (K.Raymond).

PENALTY on BLT, Taunting, 15 yards, enforced at TEN 47.

Baltimore Ravens at 1:50

1-10-BLT 38 (1:50) (Shotgun) L.Jackson pass incomplete deep right to M.Brown.

2-10-BLT 38 (1:45) (Shotgun) L.Jackson right tackle to TEN 29 for 33 yards (K.Byard). R21

Timeout #1 by TEN at 01:37.

1-10-TEN 29 (1:37) (Shotgun) G.Edwards up the middle to TEN 24 for 5 yards (K.Vaccaro).

Timeout #2 by TEN at 01:32.

2-5-TEN 24 (1:32) (Shotgun) G.Edwards right tackle to TEN 20 for 4 yards (K.Vaccaro, R.Evans).

Timeout #3 by TEN at 01:25.

Baltimore Ravens vs Tennessee Titans at Nissan Stadium

3-1-TEN 20 (1:25) (Shotgun) G.Edwards right guard to TEN 15 for 5 yards (L.Murchison; K.Byard).

R22

1-10-TEN 15 (:39) L.Jackson kneels to TEN 16 for -1 yards.

END OF QUARTER

	Score	Time Poss	First Downs				Efficiencies	
			R	P	X	T	3 Down	4 Down
Baltimore Ravens	20	10:16	5	3	0	8	1/3	0/0
Tennessee Titans	13	4:44	1	1	0	2	0/2	1/1

# Miscellaneous Statistics Report

Baltimore Ravens vs Tennessee Titans

1/10/2021 at Nissan Stadium

## Ten Longest Plays for Baltimore Ravens

Yards	Qtr	Play Start	Play Description
48	2	3-9-TEN 48	(2:45) (Shotgun) L.Jackson scrambles up the middle for 48 yards, TOUCHDOWN.
33	4	2-10-BLT 38	(1:45) (Shotgun) L.Jackson right tackle to TEN 29 for 33 yards (K.Byard).
28	2	2-10-TEN 42	(12:18) (Shotgun) L.Jackson pass deep right to M.Brown to TEN 14 for 28 yards (A.Jackson).
23	3	3-2-TEN 44	(11:46) (Shotgun) L.Jackson right end pushed ob at TEN 21 for 23 yards (A.Jackson).
20	4	2-9-BLT 43	(13:39) (Shotgun) L.Jackson pass short left to M.Brown pushed ob at TEN 37 for 20 yards (K.Vaccaro).
19	2	3-10-BLT 31	(:58) (Shotgun) L.Jackson pass short right to M.Brown to 50 for 19 yards (D.Long).
17	1	3-7-BLT 28	(:14) (Shotgun) L.Jackson pass deep right to M.Andrews to BLT 45 for 17 yards (K.Vaccaro) [H.Landry III].
17	4	1-10-BLT 25	(14:56) (Shotgun) L.Jackson pass deep left to M.Brown pushed ob at BLT 42 for 17 yards (A.Jackson).
17	4	1-10-BLT 38	(8:08) (Shotgun) L.Jackson pass short left to M.Andrews to TEN 45 for 17 yards (K.Vaccaro; H.Landry III).
15	2	2-9-BLT 36	(4:43) (Shotgun) M.Brown left end pushed ob at TEN 49 for 15 yards (H.Landry III). Penalty on TEN-W.Ray, Defensive Offside, declined.

## Ten Longest Plays for Tennessee Titans

Yards	Qtr	Play Start	Play Description
35	1	3-1-TEN 37	(3:15) (Shotgun) R.Tannehill pass short middle to A.Firkser pushed ob at BLT 28 for 35 yards (M.Humphrey).
33	3	1-10-TEN 42	(3:11) R.Tannehill pass deep right to A.Brown to BLT 40 for 18 yards (M.Peters) [D.Wolfe].
28	1	3-3-TEN 37	(10:38) (Shotgun) R.Tannehill pass deep left to A.Brown pushed ob at BLT 35 for 28 yards (M.Humphrey).
14	1	2-11-BLT 36	(9:09) (Shotgun) R.Tannehill pass short middle to A.Brown to BLT 22 for 14 yards (M.Humphrey, D.Elliott).
12	3	2-7-BLT 22	(2:13) (No Huddle) R.Tannehill pass short left to N.Westbrook-Ikhine to BLT 10 for 12 yards (D.Elliott, M.Humphrey).
10	1	2-10-BLT 10	(5:44) (Shotgun) R.Tannehill pass short left to A.Brown for 10 yards, TOUCHDOWN.
10	4	2-10-TEN 42	(11:33) (Shotgun) R.Tannehill pass short right to A.Brown to BLT 48 for 10 yards (M.Peters).
9	1	3-4-BLT 16	(7:03) (Shotgun) R.Tannehill pass short middle to A.Firkser to BLT 7 for 9 yards (C.Board).
8	4	1-10-BLT 48	(10:52) D.Henry left tackle to BLT 40 for 8 yards (D.Wolfe).
7	3	1-10-TEN 36	(6:42) R.Tannehill pass short left to D.Henry to TEN 43 for 7 yards (D.Elliott).

## Touchdown Scoring Information

		Offense	Defense	Special Teams
VISITOR	Baltimore Ravens	2	0	0
HOME	Tennessee Titans	1	0	0

## Player Scoring Information

Club	Player	TD	Rush TD	Rec TD	KO TD	Punt TD	Int TD	Fum TD	Misc TD	FG	XP	2Pt Rush	2Pt Rec	Sfty	Points
BLT	J.Tucker	0	0	0	0	0	0	0	0	2	2	0	0	0	8
BLT	L.Jackson	0	1	0	0	0	0	0	0	0	0	0	0	0	6
BLT	J.Dobbins	0	1	0	0	0	0	0	0	0	0	0	0	0	6
TEN	S.Gostkowski	0	0	0	0	0	0	0	0	2	1	0	0	0	7
TEN	A.Brown	0	0	1	0	0	0	0	0	0	0	0	0	0	6

## Possession Detail

	First Half		Second Half		Game	
	Visitor	Home	Visitor	Home	Visitor	Home
Largest Lead	0	10	7	0	7	10
Drives Leading	0	2	4	0	4	2
Time of Possession Leading	0:00	6:06	12:14	0:00	12:14	6:06
Largest Deficit	-10	0	0	-7	-10	-7
Drives Trailing	3	0	0	4	3	4
Time of Possession Trailing	12:01	0:00	0:00	11:47	12:01	11:47
Times Score Tied Up		1		0		1
Lead Changes		1		1		2

# Playtime Percentage

*Percent of playtime per player on offense, defense and special teams*

Baltimore Ravens					Tennessee Titans				
		Offense	Defense	Special Teams			Offense	Defense	Special Teams
B Powers	G	65 100%		5 20%	D Kelly	T	51 100%		3 12%
P Mekari	C	65 100%		5 20%	D Quessenberry	G	51 100%		3 12%
B Bozeman	G	65 100%		5 20%	N Davis	G	51 100%		3 12%
O Brown	T	65 100%		5 20%	R Saffold	G	51 100%		2 8%
L Jackson	QB	65 100%			R Tannehill	QB	51 100%		
P Ricard	FB	49 75%		4 16%	B Jones	C	51 100%		
M Brown	WR	46 71%			A Brown	WR	45 88%		
W Snead	WR	42 65%			D Henry	RB	42 82%		
M Boykin	WR	41 63%		7 28%	J Smith	TE	34 67%		
T Phillips	G	39 60%		5 20%	C Davis	WR	32 63%		
M Andrews	TE	38 58%			G Swaim	TE	29 57%		13 52%
J Dobbins	RB	33 51%			N Westbrook	WR	16 31%		16 64%
G Edwards	RB	29 45%			M Pruitt	TE	15 29%		10 40%
D Fluker	G	26 40%			C Batson	WR	14 27%		
E Tomlinson	TE	22 34%		5 20%	A Firkser	TE	12 24%		5 20%
D Bryant	WR	9 14%			K Blasingame	FB	6 12%		5 20%
D Duvernay	WR	6 9%		17 68%	J McNichols	RB	5 10%		5 20%
J Hill	RB	5 8%		15 60%	K Raymond	WR	3 6%		7 28%
M Skura	C	5 8%		5 20%	D Evans	RB	2 4%		15 60%
D Elliott	FS		51 100%	5 20%	K Byard	FS		65 100%	1 4%
M Humphrey	CB		51 100%	3 12%	H Landry	LB		65 100%	
C Clark	SS		51 100%	3 12%	K Vaccaro	SS		65 100%	
M Peters	CB		51 100%		M Butler	CB		63 97%	
P Queen	LB		43 84%		R Evans	LB		63 97%	
D Wolfe	DE		32 63%	4 16%	A Jackson	CB		63 97%	
C Campbell	DT		31 61%	10 40%	D Long	LB		63 97%	
M Judon	LB		30 59%	5 20%	J Simmons	DT		60 92%	5 20%
B Williams	NT		30 59%	5 20%	D Jones	NT		57 88%	8 32%
M Harrison	LB		28 55%	15 60%	M Dickerson	DT		43 66%	5 20%
J Madubuike	DT		24 47%		D King	CB		42 65%	9 36%
T Bowser	LB		23 45%	13 52%	N Dzubnar	LB		16 25%	22 88%
Y Ngakoue	DE		22 43%		B Reed	LB		16 25%	7 28%
J Smith	CB		21 41%		W Ray	DE		8 12%	3 12%
P McPhee	LB		20 39%		J Crawford	DT		7 11%	8 32%
J Ellis	NT		16 31%	3 12%	A Hooker	FS		6 9%	22 88%
L Fort	LB		15 29%	20 80%	K Fulton	CB		6 9%	2 8%
J Ward	DE		14 27%		L Murchison	DT		5 8%	7 28%
C Board	LB		8 16%	20 80%	W Compton	LB		2 3%	19 76%
A Levine	SS			20 80%	D Bates	LB			22 88%
J Richards	SS			20 80%	J Kalu	CB			12 48%
K Welch	LB			15 60%	T Smith	CB			9 36%
A Averett	CB			10 40%	B Kern	P			8 32%
J Tucker	K			10 40%	M Overton	LS			8 32%
M Cox	LS			8 32%	S Gostkowski	K			7 28%
S Koch	P			8 32%					

J Douglas	G	3	12%
M Newhouse	T	1	4%

# 2020 TENNESSEE TITANS POSTSEASON STATISTICS

Won 0, Lost 1

Date	W-L	Score	OT	Opponent	Attendance
01/10	L	13-20		Baltimore	14,029

Statistic	Tenn.	Opp.
<b>Total First Downs</b>	<b>12</b>	<b>22</b>
Rushing	1	13
Passing	9	8
Penalty	2	1
3rd Down: Made/Att	4/12	7/13
3rd Down Pct.	33.3	53.8
4th Down: Made/Att	1/1	0/0
4th Down Pct.	100.0	0.0
<b>Possession Avg.</b>	<b>26:22</b>	<b>33:38</b>
<b>Total Net Yards</b>	<b>209</b>	<b>401</b>
Avg. Per Game	209.0	401.0
Total Plays	49	64
Avg. Per Play	4.3	6.3
<b>Net Yards Rushing</b>	<b>51</b>	<b>236</b>
Avg. Per Game	51.0	236.0
Total Rushes	22	35
<b>Net Yards Passing</b>	<b>158</b>	<b>165</b>
Avg. Per Game	158.0	165.0
Sacked/Yards Lost	1/7	5/14
Gross Yards	165	179
Att./Completions	26/18	24/17
Completion Pct.	69.2	70.8
Had Intercepted	1	1
<b>Punts/Average</b>	<b>5/45.6</b>	<b>2/50.5</b>
Net Punting Avg.	5/45.6	2/46.5
<b>Penalties/Yards</b>	<b>2/10</b>	<b>5/60</b>
<b>Fumbles/Ball Lost</b>	<b>0/0</b>	<b>0/0</b>
<b>Touchdowns</b>	<b>1</b>	<b>2</b>
Rushing	0	2
Passing	1	0
Returns	0	0

Score By Periods	Q1	Q2	Q3	Q4	OT	PTS
<b>Team</b>	<b>10</b>	<b>0</b>	<b>0</b>	<b>3</b>	<b>0</b>	<b>13</b>
<b>Opponents</b>	<b>0</b>	<b>10</b>	<b>7</b>	<b>3</b>	<b>0</b>	<b>20</b>

Scoring	TD	Rush	Rec	Ret	K-PAT	FG	S	PTS
Gostkowski	0	0	0	0	1/1	2/2	0	7
A. Brown	1	0	1	0			0	6
<b>Team</b>	<b>1</b>	<b>0</b>	<b>1</b>	<b>0</b>	<b>1/1</b>	<b>2/2</b>	<b>0</b>	<b>13</b>
<b>Opponents</b>	<b>2</b>	<b>2</b>	<b>0</b>	<b>0</b>	<b>2/2</b>	<b>2/3</b>	<b>0</b>	<b>20</b>

2-Pt Conv: TM 0-0, OPP 0-0

Sacks: Landry 2, Dickerson 1, D. Jones 1, Reed 1, **TM 5, OPP 1**  
**FUM/Lost:**

Passing	Att	Cmp	Yds	Cmp%	Yds/Att	TD	TD%	Int	Int%	Long	Sack/Lost	Rating
Tannehill	26	18	165	69.2	6.35	1	3.8	1	3.8	35	1/7	83.0
<b>Team</b>	<b>26</b>	<b>18</b>	<b>165</b>	<b>69.2</b>	<b>6.35</b>	<b>1</b>	<b>3.8</b>	<b>1</b>	<b>3.8</b>	<b>35</b>	<b>1/7</b>	<b>83.0</b>
<b>Opponents</b>	<b>24</b>	<b>17</b>	<b>179</b>	<b>70.8</b>	<b>7.46</b>	<b>0</b>	<b>0.0</b>	<b>1</b>	<b>4.2</b>	<b>28</b>	<b>5/14</b>	<b>74.8</b>

Rushing	No.	Yds	Avg	Long	TD
Henry	18	40	2.2	8	0
Tannehill	2	6	3.0	4	0
McNichols	1	4	4.0	4	0
D. Evans	1	1	1.0	1	0
<b>Team</b>	<b>22</b>	<b>51</b>	<b>2.3</b>	<b>8</b>	<b>0</b>
<b>Opponents</b>	<b>35</b>	<b>236</b>	<b>6.7</b>	<b>48t</b>	<b>2</b>

Receiving	No.	Yds	Avg	Long	TD
A. Brown	6	83	13.8	28	1
Henry	3	11	3.7	7	0
Firkser	2	44	22.0	35	0
Westbrook	2	17	8.5	12	0
J. Smith	2	9	4.5	5	0
Batson	1	6	6.0	6	0
Swaim	1	5	5.0	5	0
Tannehill	1	-10	-10.0	-10	0
<b>Team</b>	<b>18</b>	<b>165</b>	<b>9.2</b>	<b>35</b>	<b>1</b>
<b>Opponents</b>	<b>17</b>	<b>179</b>	<b>10.5</b>	<b>28</b>	<b>0</b>

Interceptions	No.	Yds	Avg	Long	TD
Butler	1	0	0.0	0	0
<b>Team</b>	<b>1</b>	<b>0</b>	<b>0.0</b>	<b>0</b>	<b>0</b>
<b>Opponents</b>	<b>1</b>	<b>13</b>	<b>13.0</b>	<b>13</b>	<b>0</b>

Punting	No.	Yds	Avg	Net	TB	In	Lg	B
Kern	5	228	45.6	45.6	0	4	53	0
<b>Team</b>	<b>5</b>	<b>228</b>	<b>45.6</b>	<b>45.6</b>	<b>0</b>	<b>4</b>	<b>53</b>	<b>0</b>
<b>Opponents</b>	<b>2</b>	<b>101</b>	<b>50.5</b>	<b>46.5</b>	<b>0</b>	<b>0</b>	<b>53</b>	<b>0</b>

Punt Returns	Ret	FC	Yds	Avg	Long	TD
Raymond	2	0	8	4.0	6	0
<b>Team</b>	<b>2</b>	<b>0</b>	<b>8</b>	<b>4.0</b>	<b>6</b>	<b>0</b>
<b>Opponents</b>	<b>0</b>	<b>3</b>	<b>0</b>	<b>---</b>	<b>---</b>	<b>0</b>

Kickoff Returns	No.	Yds	Avg	Long	TD
D. Evans	2	46	23.0	25	0
<b>Team</b>	<b>2</b>	<b>46</b>	<b>23.0</b>	<b>25</b>	<b>0</b>
<b>Opponents</b>	<b>1</b>	<b>20</b>	<b>20.0</b>	<b>20</b>	<b>0</b>

Field Goals	1-19	20-29	30-39	40-49	50+
Gostkowski	0/0	1/1	0/0	1/1	0/0
<b>Team</b>	<b>0/0</b>	<b>1/1</b>	<b>0/0</b>	<b>1/1</b>	<b>0/0</b>
<b>Opponents</b>	<b>0/0</b>	<b>0/0</b>	<b>1/1</b>	<b>0/0</b>	<b>1/2</b>

Gostkowski: (45G,25G)  
**TM: (45G,25G)**  
**OPP: (33G,52N,51G)**



# **ABRIDGED HISTORY**

*Updated through January 10, 2021*

*The non-abridged history is available  
in the 2020 Titans Media Guide*







2018 SEASON (9-7 REGULAR SEASON, 0-0 PLAYOFFS) • 3RD PLACE AFC SOUTH

Table with columns: DATE, OPPONENT, SCORE, W/L, ATT. Lists regular season games and scores.

\* Overtime

Summary statistics for the 2018 season, comparing Titans and Opponents in categories like First Downs, Net Yards, etc.

BY PERIODS table showing game-by-game performance metrics for the Titans and Opponents.

SCORING table detailing touchdowns, rushing yards, passing yards, and field goals for both teams.

2-Pt Conversions: TM 0-1, OPP 0-0

FUM/Lost: Mariota 9/2, Jackson 3/1, Batson 1/0, C. Davis 1/0, Henry 1/1, D. Lewis 1/1, J. Smith 1/0, Taylor 1/1

RUSHING table showing rushing attempts, yards, and touchdowns for individual players and teams.

PASSING table showing passing attempts, completions, yards, and touchdowns for individual players and teams.

Receiving statistics table for the Titans, listing players and their yards and touchdowns.

Receiving statistics table for the Opponents, listing players and their yards and touchdowns.

INTERCEPTIONS table listing interception statistics for individual players and teams.

PUNTING table listing punting statistics for individual players and teams.

PUNT RETURNS table listing punt return statistics for individual players and teams.

KICKOFF RETURNS table listing kickoff return statistics for individual players and teams.

FIELD GOALS table listing field goal statistics for individual players and teams.

TEAM/Succop: (47G,53G)(42G,31G)(39G,48N,36G,28G)(42G,33G)(25G,54G,39G,50G)(28G,33G,51N)(28N)(33G, 31G)(42G)(31G)(24G,33G)(33G)(48N,22G)(42G,33G) (38G)

OPP: (27G,30G)(54N,34G)(46G,38G)(27G,30G,37G)(40G,46G)(29G,28G)(38N)(52G,52N)(22G)(43G,47G)(54G,34G,43G,39G,39G)(50G,40G,46G)(53G,25G)

SACKS table listing sack statistics for individual players and teams.

TACKLES (Solo-Assists-Total) table listing tackle statistics for individual players and teams.

USUAL STARTING LINEUP and DEFENSE sections listing player names and positions for both offense and defense.

AMERICAN FOOTBALL CONFERENCE STANDINGS

Standings table for the AFC South division, showing teams and their win-loss records.

NATIONAL FOOTBALL CONFERENCE STANDINGS

Standings table for the NFC West division, showing teams and their win-loss records.

## 2017 SEASON (9-7 REGULAR SEASON, I-1 PLAYOFFS) • 2ND PLACE AFC SOUTH

DATE	OPPONENT	SCORE	W/L	ATT
Sep. 10	OAKLAND	16-26	L	69,089
Sep. 17	at Jacksonville	37-16	W	61,709
Sep. 24	SEATTLE	33-27	W	69,127
Oct. 1	at Houston	14-57	L	71,804
Oct. 8	at Miami	10-16	L	65,135
Oct. 16	INDIANAPOLIS	36-22	W	63,888
Oct. 22	at Cleveland	12-9*	W	59,061
Nov. 5	BALTIMORE	23-20	W	67,322
Nov. 12	CINCINNATI	24-20	W	67,432
Nov. 16	at Pittsburgh	17-40	L	60,703
Nov. 26	at Indianapolis	20-16	W	62,207
Dec. 3	HOUSTON	24-13	W	62,758
Dec. 10	at Arizona	7-12	L	64,153
Dec. 17	at San Francisco	23-25	L	70,133
Dec. 24	L.A. RAMS	23-27	L	60,097
Dec. 31	JACKSONVILLE	15-10	W	65,501
Jan. 6	at Kansas City	22-21	W	73,319
Jan. 13	at New England	14-35	L	65,878

\* Overtime

	TITANS	OPP
<b>Total First Downs</b>	<b>290</b>	<b>323</b>
Rushing	97	68
Passing	157	231
Penalty	36	24
3rd Down: Made/Att	71/202	78/214
3rd Down Pct.	35.1	36.4
4th Down: Made/Att	5/10	10/16
4th Down Pct.	50.0	62.5
<b>Possession Avg.</b>	<b>29:51</b>	<b>30:09</b>
<b>Total Net Yards</b>	<b>5024</b>	<b>5248</b>
Avg. Per Game	314.0	328.0
Total Plays	974	1046
Avg. Per Play	5.2	5.0
<b>Net Yards Rushing</b>	<b>1833</b>	<b>1420</b>
Avg. Per Game	114.6	88.8
Total Rushes	443	398
<b>Net Yards Passing</b>	<b>3191</b>	<b>3828</b>
Avg. Per Game	199.4	239.3
Sacked/Yards Lost	35/203	43/272
Gross Yards	3394	4100
Att./Completions	496/306	605/369
Completion Pct.	61.7	61.0
Had Intercepted	17	12
<b>Punts/Average</b>	<b>75/49.7</b>	<b>75/48.2</b>
Net Punting Avg.	75/44.6	75/42.8
<b>Penalties/Yards</b>	<b>85/785</b>	<b>119/942</b>
<b>Fumbles/Ball Lost</b>	<b>10/8</b>	<b>23/9</b>
<b>Touchdowns</b>	<b>33</b>	<b>36</b>
Rushing	18	5
Passing	14	27
Returns	1	4

BY PERIODS	1	2	3	4	OT	PTS
Team	52	103	91	85	3	334
Opponents	71	98	49	138	0	356

SCORING	TD	RU	PA	RT	PAT	FG	S	TP
Succop	0	0	0	0	31/33	35/42	0	136
Murray	7	6	1	0	0	0	0	42
Henry	6	5	1	0	0	0	0	36
Mariota	5	5	0	0	0	0	0	30
Matthews	4	0	4	0	0	0	0	24
Walker	4	1	3	0	0	0	0	24
J. Smith	2	0	2	0	0	0	0	12
Decker	1	0	1	0	0	0	0	6
Fowler	1	1	0	0	0	0	0	6
Supernaw	1	0	1	0	0	0	0	6
Taylor	1	0	1	0	0	0	0	6
Woodyard	1	0	0	1	0	0	0	6
<b>Team</b>	<b>33</b>	<b>18</b>	<b>14</b>	<b>1</b>	<b>31/33</b>	<b>35/42</b>	<b>0</b>	<b>334</b>
<b>Opponents</b>	<b>36</b>	<b>5</b>	<b>27</b>	<b>4</b>	<b>29/34</b>	<b>37/41</b>	<b>0</b>	<b>356</b>

2-Pt Conversions: **TM 0-0, OPP 0-2**

**FUM/Lost:** Cassel 2/2, Walker 2/2, Mariota 2/1, Davis 1/1, Jackson 1/1, Murray 1/1, Henry 1/0

RUSHING	No	Yds	Avg	Lg	TD
Henry	176	744	4.2	75t	5
Murray	184	659	3.6	75t	6
Mariota	60	312	5.2	34t	5
Jackson	5	55	11.0	20	0
Taylor	8	43	5.4	17	0

PASSING	Att	Cmp	Pct	Yards	Yds/Att	TD	Int	Lg	Sk/Yds	Rating
Mariota	453	281	62.0	3232	7.13	13	15	75t	27/173	79.3
Cassel	42	25	59.5	162	3.86	1	2	17	8/30	55.9
Decker	1	0	0.0	0	0.00	0	0	---	0/0	39.6
<b>Team</b>	<b>496</b>	<b>306</b>	<b>61.7</b>	<b>3394</b>	<b>6.84</b>	<b>14</b>	<b>17</b>	<b>75t</b>	<b>35/203</b>	<b>77.1</b>
<b>Opponents</b>	<b>605</b>	<b>369</b>	<b>61.0</b>	<b>4100</b>	<b>6.78</b>	<b>27</b>	<b>12</b>	<b>80t</b>	<b>43/272</b>	<b>87.8</b>

Fluellen	4	21	5.3	10	0
Fowler	2	4	2.0	3t	1
Weems	1	0	0.0	0	0
Walker	2	-2	-1.0	1t	1
Matthews	1	-3	-3.0	-3	0
<b>Team</b>	<b>443</b>	<b>1833</b>	<b>4.1</b>	<b>75t</b>	<b>18</b>
<b>Opponents</b>	<b>398</b>	<b>1420</b>	<b>3.6</b>	<b>34</b>	<b>5</b>

RECEIVING	No	Yds	Avg	Lg	TD
Walker	74	807	10.9	42	3
Decker	54	563	10.4	29	1
Matthews	53	795	15.0	75t	4
Murray	39	266	6.8	18	1
Davis	34	375	11.0	37	0
J. Smith	18	157	8.7	32t	2
Taylor	16	231	14.4	53t	1
Henry	11	136	12.4	66t	1
Supernaw	4	39	9.8	20	1
Stocker	1	12	12.0	12	0
Douglas	1	8	8.0	8	0
Weems	1	5	5.0	5	0
<b>Team</b>	<b>306</b>	<b>3394</b>	<b>11.1</b>	<b>75t</b>	<b>14</b>
<b>Opponents</b>	<b>369</b>	<b>4100</b>	<b>11.1</b>	<b>80t</b>	<b>27</b>

INTERCEPTIONS	No	Yds	Avg	Lg	TD
Byard	8	130	16.3	33	0
T. Smith	1	14	14.0	14	0
Searcy	1	8	8.0	8	0
Riley	1	2	2.0	2	0
Sims	1	0	0.0	0	0
<b>Team</b>	<b>12</b>	<b>154</b>	<b>12.8</b>	<b>33</b>	<b>0</b>
<b>Opponents</b>	<b>17</b>	<b>262</b>	<b>15.4</b>	<b>41</b>	<b>2</b>

PUNTING	No	Yds	Avg	Net	TB	In	Lg	B
Kern	75	3728	49.7	44.6	5	28	74	0
<b>Team</b>	<b>75</b>	<b>3728</b>	<b>49.7</b>	<b>44.6</b>	<b>5</b>	<b>28</b>	<b>74</b>	<b>0</b>
<b>Opponents</b>	<b>75</b>	<b>3617</b>	<b>48.2</b>	<b>42.8</b>	<b>5</b>	<b>21</b>	<b>64</b>	<b>0</b>

PUNT RETURNS	No	FC	Yds	Avg	Lg	TD
Jackson	34	9	290	8.5	46	0
Weems	2	0	15	7.5	13	0
<b>Team</b>	<b>36</b>	<b>9</b>	<b>305</b>	<b>8.5</b>	<b>46</b>	<b>0</b>
<b>Opponents</b>	<b>41</b>	<b>9</b>	<b>286</b>	<b>7.0</b>	<b>23</b>	<b>0</b>

KICKOFF RETURNS	No	Yds	Avg	Lg	TD
Jackson	25	578	23.1	57	0
Weems	2	18	9.0	18	0
Decker	1	22	22.0	22	0
<b>Team</b>	<b>28</b>	<b>618</b>	<b>22.1</b>	<b>57</b>	<b>0</b>
<b>Opponents</b>	<b>32</b>	<b>750</b>	<b>23.4</b>	<b>60</b>	<b>0</b>

FIELD GOALS	1-19	20-29	30-39	40-49	50+
Succop	0/0	10/10	7/7	16/20	2/5
<b>Team</b>	<b>0/0</b>	<b>10/10</b>	<b>7/7</b>	<b>16/20</b>	<b>2/5</b>
<b>Opponents</b>	<b>0/0</b>	<b>9/10</b>	<b>7/8</b>	<b>14/16</b>	<b>7/7</b>

**TEAM/Succop:** (23G,26G,52G,52N) (40G,41G,26G) (24G,37G,47G,35G) () (45G)(48G,32G,40G,48G,23G) (43G,23G,46G,53N,47G) (48G) (48N,44G) (48B,44G)(29G,45G) (40N,43G) (58N) (40G,31G,50G) (25G,37G,45N,27G) (25G,39G,38G)

**OPP:** (20G,52G,52G,43G) (43G) () (50G,40G,33G) (41G) (36G,25G,52G)(31G,47G,54G) (30G,49G) () (41G,28G,50G,26G) (26G,28G,42G)(23G,48N,27N,42G) (47G,23G,40N,32G,35G) (38G,48G,28G,50G,48G,45G) (36N) (41G)

**SACKS**  
Morgan 7.5, Orakpo 7, Casey 6, Woodyard 5, Walden 4, D. Jones 3.5, Williamson 3, Brown 1.5, Klug 1.5, Cyprien 1, A. Johnson 1, King 1, (group) 1,  
**Titans 43, Opponents 35**

**TACKLES (Solo-Assists-Total)**  
Woodyard (104-68-172), Williamson (70-55-125), Byard (64-23-87), Ryan (54-19-73), Casey (60-12-72), Jackson (58-9-67), Brown (42-25-67), Cyprien (46-19-65), Orakpo (39-21-60), Walden (29-15-44), Morgan (23-17-40), Jones (24-12-36), Sims (28-5-33), Johnson (20-12-32), Searcy (22-5-27), Williams (16-10-26), Klug (15-11-26), Riley (8-5-13), Smith (10-1-11), Dodd (7-4-11), McCain (7-4-11), King (3-1-4), Palmer (1-2-3)  
**Team Totals: 750-355-1,105**

### USUAL STARTING LINEUP

**OFFENSE**  
WR Rishard Matthews (18)  
**TE Delanie Walker (82)**  
**LT Taylor Lewan (77)**  
LG Quinton Spain (67)  
C Ben Jones (60)  
RG Josh Kline (64)  
RT Jack Conklin (78)  
TE Jonnu Smith (81)  
WR Corey Davis (84)/Eric Decker (87)  
QB Marcus Mariota (8)  
RB DeMarco Murray (29)

**DEFENSE**  
DE DaQuan Jones (90)  
NT Sylvester Williams (96)  
**DT Jurrell Casey (99)**  
OLB Derrick Morgan (91)  
ILB Wesley Woodyard (59)  
ILB Avery Williamson (54)  
OLB Brian Orakpo (98)  
CB Logan Ryan (26)  
SS Johnathan Cyprien (37)/Da'Norris Searcy (21)  
**FS Kevin Byard (31)**  
CB Adoree' Jackson (25)

### SPECIALISTS

K Ryan Succop (4)  
**P Brett Kern (6)**  
KR/PR Adoree' Jackson (25)  
**ST Brynden Trawick (41)**

Pro Bowl [All-Pro](#)

**GM:** Jon Robinson; **Head Coach:** Mike Mularkey  
**Asst. Coaches:** Dick LeBeau (asst. HC/def. coord.), Terry Robiskie (off. coord.), Craig Aukerman (asst. ST), Brandon Blaney (def. asst.), Sylvester Croom (RB), Nick Eason (DL), Russ Grimm (OL), Steve Hoffman (ST), Frisman Jackson (WR), Steve Jackson (asst. secondary), Tom Kanavy (asst. strength and cond.), Jason Michael (QB), Taylor Porter (strength and cond. asst.), Arthur Smith (TE), Lou Spanos (LB), Luke Stechel (asst. WR), Mike Sullivan (asst. OL), Deshaun Townsend (secondary), Steve Watterson (asst. HC/strength and cond.), Keith Willis (asst. DL)

### AMERICAN FOOTBALL CONFERENCE STANDINGS

AFC EAST	W	L	T	Pct
New England	13	3	0	.813
* Buffalo	9	7	0	.563
Miami	6	10	0	.375
New York Jets	5	11	0	.313
<b>AFC NORTH</b>	<b>W</b>	<b>L</b>	<b>T</b>	<b>Pct</b>
Pittsburgh	13	3	0	.813
Baltimore	9	7	0	.563
Cincinnati	7	9	0	.438
Cleveland	0	16	0	.000
<b>AFC SOUTH</b>	<b>W</b>	<b>L</b>	<b>T</b>	<b>Pct</b>
Jacksonville	10	6	0	.625
* Tennessee	9	7	0	.563
Indianapolis	4	12	0	.250
Houston	4	12	0	.250
<b>AFC WEST</b>	<b>W</b>	<b>L</b>	<b>T</b>	<b>Pct</b>
Kansas City	10	6	0	.625
Los Angeles Chargers	9	7	0	.563
Oakland	6	10	0	.375
Denver	5	11	0	.313

### NATIONAL FOOTBALL CONFERENCE STANDINGS

NFC EAST	W	L	T	Pct
Philadelphia	13	3	0	.813
Dallas	9	7	0	.563
Washington	7	9	0	.438
New York Giants	3	13	0	.188
<b>NFC NORTH</b>	<b>W</b>	<b>L</b>	<b>T</b>	<b>Pct</b>
Minnesota	13	3	0	.813
Detroit	9	7	0	.563
Green Bay	7	9	0	.438
Chicago	5	11	0	.313
<b>NFC SOUTH</b>	<b>W</b>	<b>L</b>	<b>T</b>	<b>Pct</b>
New Orleans	11	5	0	.688
* Carolina	11	5	0	.688
* Atlanta	10	6	0	.625
Tampa Bay	5	11	0	.313
<b>NFC WEST</b>	<b>W</b>	<b>L</b>	<b>T</b>	<b>Pct</b>
Los Angeles Rams	11	5	0	.688
Seattle	9	7	0	.563
Arizona	8	8	0	.500
San Francisco	6	10	0	.375

\* Wild Card for Playoffs

# 2016 SEASON (9-7 REGULAR SEASON, 0-0 PLAYOFFS) • 2ND PLACE AFC SOUTH

DATE	OPPONENT	SCORE	W/L	ATT
Sep. 11	MINNESOTA	16-25	L	63,816
Sep. 18	at Detroit	16-15	W	58,466
Sep. 25	OAKLAND	10-17	L	62,370
Oct. 2	at Houston	20-27	L	71,815
Oct. 9	at Miami	30-17	W	64,425
Oct. 16	CLEVELAND	28-26	W	60,897
Oct. 23	INDIANAPOLIS	26-34	L	65,470
Oct. 27	JACKSONVILLE	36-22	W	61,619
Nov. 6	at San Diego	35-43	L	52,281
Nov. 13	GREEN BAY	47-25	W	69,116
Nov. 20	at Indianapolis	17-24	L	65,048
Nov. 27	at Chicago	27-21	W	59,494
Dec. 11	DENVER	13-10	W	68,780
Dec. 18	at Kansas City	19-17	W	68,084
Dec. 24	at Jacksonville	17-38	L	59,621
Jan. 1	HOUSTON	24-17	W	65,205

	TITANS	OPP
<b>Total First Downs</b>	<b>322</b>	<b>324</b>
Rushing	115	70
Passing	175	227
Penalty	32	27
3rd Down: Made/Att	100/217	77/210
3rd Down Pct.	46.1	36.7
4th Down: Made/Att	4/11	12/22
4th Down Pct.	36.4	54.5
<b>Possession Avg.</b>	<b>30:32</b>	<b>29:28</b>
<b>Total Net Yards</b>	<b>5728</b>	<b>5720</b>
Avg. Per Game	358.0	357.5
Total Plays	1008	1031
Avg. Per Play	5.7	5.5

	TITANS	OPP
<b>Net Yards Rushing</b>	<b>2187</b>	<b>1413</b>
Avg. Per Game	136.3	88.3
Total Rushes	476	356
<b>Net Yards Passing</b>	<b>3541</b>	<b>4307</b>
Avg. Per Game	221.3	269.2
Sacked/Yards Lost	28/179	40/278
Gross Yards	3720	4585
Att./Completions	504/307	635/388
Completion Pct.	60.9	61.1
Had Intercepted	11	12
<b>Punts/Average</b>	<b>77/44.2</b>	<b>72/46.7</b>
Net Punting Avg.	77/38.6	72/40.9
<b>Penalties/Yards</b>	<b>110/1012</b>	<b>137/1191</b>
<b>Fumbles/Ball Lost</b>	<b>17/7</b>	<b>12/6</b>
<b>Touchdowns</b>	<b>46</b>	<b>43</b>
Rushing	16	10
Passing	29	25
Returns	1	8

BY PERIODS	1	2	3	4	OT	PTS
Team	77	149	59	96	0	381
Opponents	97	95	75	111	0	378

SCORING	TD	RU	PA	RT	PAT	FG	S	TP
Succop	0	0	0	0	39/41	22/24	0	105
Murray	12	9	3	0	0	0	0	72
Matthews	9	0	9	0	0	0	0	54
Walker	7	0	7	0	0	0	0	42
Henry	5	5	0	0	0	0	0	30
Wright	3	0	3	0	0	0	0	18
Fasano	2	0	2	0	0	0	0	12
An. Johnson	2	0	2	0	0	0	0	12
Mariota	2	2	0	0	0	0	0	12
Sharpe	2	0	2	0	0	0	0	12
D. Jones	1	0	0	1	0	0	0	6
Lewan	1	0	1	0	0	0	0	6
Team	46	16	29	1	39/41	22/24	0	381
Opponents	43	10	25	8	35/40	27/32	1	378

2-Pt Conversions: **TM 0-5, OPP 1-3**

FUM/Lost: Mariota 9/5, Murray 3/1, Mariani 2/0, Cassel 1/0, Matthews 1/1, Walker 1/0

RUSHING	No	Yds	Avg	Lg	TD
Murray	293	1287	4.4	75t	9
Henry	110	490	4.5	22	5
Mariota	60	349	5.8	41	2
Andrews	2	15	7.5	9	0
Mariani	1	15	15.0	15	0
Wright	1	15	15.0	15	0
Walker	2	11	5.5	8	0
Cassel	4	3	0.8	3	0
Fowler	1	3	3.0	3	0
Sharpe	1	1	1.0	1	0
Blake	1	-2	-2.0	-2	0
Team	476	2187	4.6	75t	16
Opponents	356	1413	4.0	68t	10

PASSING	Att	Cmp	Pct	Yards	Yds/Att	TD	Int	Lg	Sk/Yds	Rating
Mariota	451	276	3426	61.2	7.60	26	9	60	23/156	95.6
Cassel	51	30	284	58.8	5.57	2	2	50	5/23	71.0
Murray	2	1	10	50.0	5.00	1	0	10t	0/0	104.2
Team	504	307	3720	60.9	7.38	29	11	60	28/179	93.7
Opponents	635	388	4585	61.1	7.22	25	12	58	40/278	88.3

RECEIVING	No	Yds	Avg	Lg	TD
Matthews	65	945	14.5	60	9
Walker	65	800	12.3	47	7
Murray	53	377	7.1	35	3
Sharpe	41	522	12.7	34t	2
Wright	29	416	14.3	48t	3
Douglas	15	210	14.0	35	0
Henry	13	137	10.5	29	0
An. Johnson	9	85	9.4	20	2
Fasano	8	83	10.4	17	2
Supernaw	4	62	15.5	30	0
Amaro	3	59	19.7	26	0
Fowler	1	14	14.0	14	0
Lewan	1	10	10.0	10t	1
Team	307	3720	12.1	60	29
Opponents	388	4585	11.8	58	25

INTERCEPTIONS	No	Yds	Avg	Lg	TD
Cox	3	3	1.0	3	0
McCain	2	33	16.5	33	0
McCortey	2	7	3.5	6	0
Woodyard	1	21	21.0	21	0
Stafford	1	4	4.0	4	0
Searcy	1	0	0.0	0	0
Sims	1	0	0.0	0	0
Williamson	1	0	0.0	0	0
Team	12	68	5.7	33	0
Opponents	11	203	18.5	77t	3

PUNTING	No	Yds	Avg	Net	TB	In	Lg	B
Kern	77	3402	44.2	38.6	4	32	71	0
Team	77	3402	44.2	38.6	4	32	71	0
Opponents	72	3360	46.7	40.9	9	22	72	0

PUNT RETURNS	No	FC	Yds	Avg	Lg	TD
Mariani	29	22	235	8.1	18	0
Blake	1	0	1	1.0	1	0
Team	30	22	236	7.9	18	0
Opponents	36	27	347	9.6	74t	2

KICKOFF RETURNS	No	Yds	Avg	Lg	TD
Mariani	26	560	21.5	37	0
Andrews	4	37	9.3	17	0
Wright	3	32	10.7	15	0
Team	33	629	19.1	37	0
Opponents	21	462	22.0	61	0

FIELD GOALS	1-19	20-29	30-39	40-49	50+
Succop	1/1	4/4	6/6	8/8	3/5
Team	1/1	4/4	6/6	8/8	3/5
Opponents	0/0	7/7	9/10	6/9	5/6

**TEAM/Succop:** (28G) (51N,46G) (34G) (48G,26G) (40G) (58N) (48G,44G) (32G,22G,33G) (1) (51G,23G) (47G) (19G,31G) (53G,41G) (39G,53G) (42G) (35G)

**OPP:** (37N,56N,50G,33G,45G,30G) (42G,27G) (52G) (53G,48N,45G) (24G) (45G,37G) (28G,33G) (1) (32G,23G,36G) (29G,38G) (42N,49G) (1) (34G) (34G) (29G,48G,56G,50G) (45N,26G)

**SACKS**

Orakpo 10.5, Morgan 9, Casey 5, Spence 3, Williamson 2, Woodyard 2, D. Jones 1.5, Klug 1.5, Byard 1, Dodd 1, Stafford 1, Wallace 1, (team) 1, Au. Johnson 0.5

**Titans 40, Opponents 28**

**TACKLES (Solo-Assists-Total)**

Williamson (76-73-149), Woodyard (52-36-88), Spence (41-36-77), McCortey (56-8-64), Byard (42-21-63), Stafford (42-16-58), Orakpo (40-15-55), Searcy (39-12-51), Casey (38-13-51), Morgan (29-21-50), R. Johnson (33-15-48), McCain (37-7-44), Blake (32-5-37), Cox (33-3-36), Jones (18-11-29), Klug (14-11-25), Sims (17-1-18), Woods (11-6-17), Bass (8-8-16), Au. Johnson (13-2-15), Wallace (9-6-15), Blackson (7-7-14), Dodd (6-3-9), Palmer (2-0-2), An. Woods (2-0-2), Abdesmad (1-0-1), Reed (1-0-1), Team (1-0-1)

**Team Totals: 700-336-1,036**

### USUAL STARTING LINEUP

**OFFENSE**

WR Richard Matthews (18)  
**TE Delanie Walker (82)**  
 LT Taylor Lewan (77)  
 LG Quinton Spain (67)  
 C Ben Jones (60)  
 RG Josh Kline (64)  
 RT Jack Conklin (78)  
 TE Anthony Fasano (80)  
 WR Tajaé Sharpe (19)  
 QB Marcus Mariota (8)  
**RB DeMarco Murray (29)**

**DEFENSE**

DE DaQuan Jones (90)  
 NT Al Woods (96)  
**DT Jurrell Casey (99)**  
 OLB Derrick Morgan (91)/David Bass (51)  
 ILB Wesley Woodyard (59)/Sean Spence (55)  
 ILB Avery Williamson (54)  
**OLB Brian Orakpo (98)**  
 CB Jason McCortey (30)  
 SS Da'Norris Searcy (21)  
 FS Rashad Johnson (25)/Kevin Byard (31)/Daimion Stafford (24)  
 CB Brice McCain (23)/Perrish Cox (20)

**SPECIALISTS**

K Ryan Succop (4)  
 P Brett Kern (6)  
 KR/PR Marc Mariani (87)

**Pro Bowl** All-Pro

**GM:** Jon Robinson; **Head Coach:** Mike Mularkey  
**Asst. Coaches:** Dick LeBeau (asst. HC/def. coord.), Terry Robiskie (off. coord.), Bobby April (ST coord.\*), Brandon Blaney (def. asst.), Bob Bratkowski (WR), Sylvester Croom (RB), Nick Eason (DL), Russ Grimm (OL), Steve Hoffman (ST asst.\*), Steve Jackson (asst. secondary), Jason Michael (QB), Arthur Smith (TE), Lou Spanos (LB), Luke Stechel (off. asst.), Mike Sullivan (asst. OL), Deshea Townsend (secondary), Jason Tucker (asst. WR), Steve Watterson (asst. HC/strength and cond.), Keith Willis (asst. DL)

\* April - special teams coordinator first four games; Hoffman - special teams assistant first four games, special teams coordinator final 12 games

### AMERICAN FOOTBALL CONFERENCE STANDINGS

AFC EAST	W	L	T	Pct
New England	14	2	0	.875
* Miami	10	6	0	.625
Buffalo	7	9	0	.438
New York Jets	5	11	0	.313
AFC NORTH	W	L	T	Pct
Pittsburgh	11	5	0	.688
Baltimore	8	8	0	.500
Cincinnati	6	9	1	.406
Cleveland	1	15	0	.063
AFC SOUTH	W	L	T	Pct
Houston	9	7	0	.563
<b>Tennessee</b>	<b>9</b>	<b>7</b>	<b>0</b>	<b>.563</b>
Indianapolis	8	8	0	.500
Jacksonville	3	13	0	.188
AFC WEST	W	L	T	Pct
Kansas City	12	4	0	.750
* Oakland	12	4	0	.750
Denver	9	7	0	.563
San Diego	5	11	0	.313

### NATIONAL FOOTBALL CONFERENCE STANDINGS

NFC EAST	W	L	T	Pct
Dallas	13	3	0	.813
* New York Giants	11	5	0	.688
Washington	8	7	1	.531
Philadelphia	7	9	0	.438
NFC NORTH	W	L	T	Pct
Green Bay	10	6	0	.625
* Detroit	9	7	0	.563
Minnesota	8	8	0	.500
Chicago	3	13	0	.188
NFC SOUTH	W	L	T	Pct
Atlanta	11	5	0	.688
Tampa Bay	9	7	0	.563
New Orleans	7	9	0	.438
Carolina	6	10	0	.375
NFC WEST	W	L	T	Pct
Seattle	10	5	1	.656
Arizona	7	8	1	.469
Los Angeles	4	12	0	.250
San Francisco	2	14	0	.125

\* Wild Card for Playoffs

2015 SEASON (3-13 REGULAR SEASON, 0-0 PLAYOFFS) • 4TH PLACE AFC SOUTH

Table with columns: DATE, OPPONENT, SCORE, W/L, ATT. Lists 17 games with dates, opponents, scores, and win/loss records.

Summary statistics table with columns: TITANS, OPP. Rows include Total First Downs, Net Yards Rushing, Net Yards Passing, etc.

BY PERIODS table with columns: 1, 2, 3, 4, OT, PTS. Shows performance by quarter.

SCORING table with columns: TD, RU, PA, RT, PAT, FG, S, TP. Lists touchdowns, rushes, punts, etc.

2-Pt Conversions: Green-Beckham, McCluster, Walker, TM 3-5, OPP 0-1

FUM/LOST: Mariota 10/6, Mettenberger 4/2, Douglas 2/1, McCluster 2/2, Sankey 2/1, West(TM) 2/2, Andrews 1/1, Gallik 1/0, Supernaw 1/1

RUSHING table with columns: No, Yds, Avg, Lg, TD. Lists rushing statistics for players.

PASSING table with columns: Att, Cmp, Pct, Yards, Yds/Att, TD, Int, Lg, Sk/Yds, Rating. Lists passing statistics for players.

Summary statistics table with columns: West, Walker, Wright, Fowler, McBride, Mettenberger, Douglas, Team, Opponents. Lists various team stats.

RECEIVING table with columns: No, Yds, Avg, Lg, TD. Lists receiving statistics for players.

INTERCEPTIONS table with columns: No, Yds, Avg, Lg, TD. Lists interception statistics for players.

PUNTING table with columns: No, Yds, Avg, Net, TB, In, Lg, B. Lists punting statistics for players.

PUNT RETURNS table with columns: No, FC, Yds, Avg, Lg, TD. Lists punt return statistics for players.

KICKOFF RETURNS table with columns: No, Yds, Avg, Lg, TD. Lists kickoff return statistics for players.

FIELD GOALS table with columns: 1-19, 20-29, 30-39, 40-49, 50+. Lists field goal statistics.

TEAM/Succop: ( ) ( ) (38G,21G) (21G,41G) (37G) ( ) (35G,44G) (51G,29G,55N) (45G) (47G,49G,53N) ( ) ( ) (49G) ( ) (49G)

SACKS: Casey 7, Orakpo 7, Woodyard 5, Morgan 4.5, Klug 4, Williamson 3.5, Blackson 2.5, Bass 1.5, Griffin 1, Stafford 1, Tavai 1, Brown 0.5, Searcy 0.5

TACKLES (Solo-Assists-Total): Williamson (79-58-137), Woodyard (70-40-110), Griffin (67-34-101), Brown (65-33-98), Casey (48-38-86), Jones (45-22-67), Orakpo (44-20-64), Sensabaugh (42-16-58), Searcy (41-13-54), Bass (23-19-42), Morgan (20-14-34), Cox (26-5-31), Woods (14-17-31), Klug (13-13-26), Webb (20-2-22), Stafford (16-4-20), Blackson (10-9-19), Hill (7-12-19), Wreh-Wilson (16-1-17), McCourty (10-6-16), Riggs (6-0-6), Huff (5-1-6), Pitlotua (2-2-4), Tavai (2-1-3), Martin (1-2-3), Johnson (1-1-2), Mount (0-1-1)

PASSING table with columns: Att, Cmp, Pct, Yards, Yds/Att, TD, Int, Lg, Sk/Yds, Rating. Lists passing statistics for players.

USUAL STARTING LINEUP

- OFFENSE: WR Harry Douglas (83), TE Delanie Walker (82), LT Taylor Lewan (77), LG Byron Bell (76)/Quinton Spain (60), C Brian Schwenke (62)/Andy Gallik (69), RG Chance Warmack (70), RT Jeremiah Poutasi (73)/Byron Bell (76), TE Craig Stevens (88)/Anthony Fasano (80), WR Kendall Wright (13), QB Marcus Mariota (8), RB Antonio Andrews (26)

- DEFENSE: DE DaQuan Jones (90), NT Al Woods (96)/Sammie Hill (94), DT Jurrell Casey (99), OLB Derrick Morgan (91)/David Bass (51), ILB Wesley Woodyard (59), ILB Avery Williamson (54), OLB Brian Orakpo (98), CB Perrish Cox (29), SS Da'Norris Searcy (21), FS Michael Griffin (33), CB Coty Sensabaugh (24)

- SPECIALISTS: K Ryan Succop (8), P Brett Kern (6), KR/PR Dexter McCluster (22)

Pro Bowl All-Pro
GM: Ruston Webster; Head Coach: Ken Whisenhunt (first seven games), Mike Mularkey (final nine games)
Asst. Coaches: Dick LeBeau (asst. HC/def.), Ray Horton (def. coord.), Jason Michael (off. coord.), Steve Watterson (strength and cond.), Bob Bostad (OL), Steve Brown (asst. secondary), Louie Cioffi (secondary), Sylvester Croom (RB), Nick Eason (asst. DL), Steve Hoffman (ST asst.), Shawn Jefferson (WR), Nate Kaczor (ST), Cannon Matthews (qual. ctl. coord. - def.), John McNulty (QB), Mike Mularkey (TE\*), Arthur Smith (asst. TE\*), Gift Smith (DL), Lou Spanos (LB), Luke Stechel (off. asst.), Mike Sullivan (asst. OL), Jason Tucker (asst. WR)
\*Mularkey - tight ends coach first seven games, head coach final nine games; Smith - assistant tight ends coach first seven games, tight ends coach final nine games

AMERICAN FOOTBALL CONFERENCE STANDINGS

Table with columns: AFC EAST, AFC NORTH, AFC SOUTH, AFC WEST. Lists conference standings with columns: W, L, T, Pct.

NATIONAL FOOTBALL CONFERENCE STANDINGS

Table with columns: NFC EAST, NFC NORTH, NFC SOUTH, NFC WEST. Lists conference standings with columns: W, L, T, Pct.

\* Wild Card for Playoffs

## 2014 SEASON (2-14 REGULAR SEASON, 0-0 PLAYOFFS) • 4TH PLACE AFC SOUTH

DATE	OPPONENT	SCORE	W/L	ATT
Sep. 7	at Kansas City	26-10	W	73,569
Sep. 14	DALLAS	10-26	L	69,143
Sep. 21	at Cincinnati	7-33	L	56,743
Sep. 28	at Indianapolis	17-41	L	64,757
Oct. 5	CLEVELAND	28-29	L	69,143
Oct. 12	JACKSONVILLE	16-14	W	69,143
Oct. 19	at Washington	17-19	L	75,227
Oct. 26	HOUSTON	16-30	L	69,143
Nov. 9	at Baltimore	7-21	L	70,914
Nov. 17	PITTSBURGH	24-27	L	69,143
Nov. 23	at Philadelphia	24-43	L	69,596
Nov. 30	at Houston	21-45	L	71,714
Dec. 7	NEW YORK GIANTS	7-36	L	69,143
Dec. 14	NEW YORK JETS	11-16	L	69,143
Dec. 18	at Jacksonville	13-21	L	61,202
Dec. 28	INDIANAPOLIS	10-27	L	69,143

	TITANS	OPP
<b>Total First Downs</b>	<b>258</b>	<b>357</b>
Rushing	75	119
Passing	159	211
Penalty	24	27
3rd Down: Made/Att	59/196	94/227
3rd Down Pct.	30.1	41.4
4th Down: Made/Att	6/17	5/11
4th Down Pct.	35.3	45.5
<b>Possession Avg.</b>	<b>27:31</b>	<b>32:29</b>
<b>Total Net Yards</b>	<b>4859</b>	<b>5968</b>
Avg. Per Game	303.7	373.0
Total Plays	919	1099
Avg. Per Play	5.3	5.4
<b>Net Yards Rushing</b>	<b>1447</b>	<b>2195</b>
Avg. Per Game	90.4	137.2
Total Rushes	356	515
<b>Net Yards Passing</b>	<b>3412</b>	<b>3773</b>
Avg. Per Game	213.3	235.8
Sacked/Yards Lost	50/326	39/222
Gross Yards	3738	3995
Att./Completions	513/299	545/347
Completion Pct.	58.3	63.7
Had Intercepted	16	12
<b>Punts/Average</b>	<b>89/46.0</b>	<b>73/46.0</b>
<b>Net Punting Avg.</b>	<b>89/40.8</b>	<b>73/41.2</b>
<b>Penalties/Yards</b>	<b>111/961</b>	<b>93/731</b>
<b>Fumbles/Ball Lost</b>	<b>23/10</b>	<b>7/4</b>
<b>Touchdowns</b>	<b>28</b>	<b>48</b>
Rushing	6	17
Passing	20	28
Returns	2	3

BY PERIODS	1	2	3	4	OT	PTS
<b>Team</b>	<b>40</b>	<b>94</b>	<b>73</b>	<b>47</b>	<b>0</b>	<b>254</b>
<b>Opponents</b>	<b>105</b>	<b>110</b>	<b>97</b>	<b>126</b>	<b>0</b>	<b>438</b>

SCORING	TD	RU	PA	RT	PAT	FG	S	TP
Succop	0	0	0	0	27/27	19/22	0	84
Wright	6	0	6	0			0	36
Walker	4	0	4	0			0	24
Hunter	3	0	3	0			0	18
Greene	2	2	0	0			0	12
Sankey	2	2	0	0			0	12
L. Washington	2	0	2	0			0	12
N. Washington	2	0	2	0			0	12
Battle	1	1	0	0			0	6
Coffman	1	0	1	0			0	6
Hagan	1	0	1	0			0	6
Huff	1	0	0	1b			0	6
Locker	1	1	0	0			0	6
McCluster	1	0	1	0			0	6
McCourty	1	0	0	1a			0	6
<b>Team</b>	<b>28</b>	<b>6</b>	<b>20</b>	<b>2</b>	<b>27/27</b>	<b>19/22</b>	<b>1</b>	<b>254</b>
<b>Opponents</b>	<b>48</b>	<b>17</b>	<b>28</b>	<b>3</b>	<b>47/47</b>	<b>33/39</b>	<b>2</b>	<b>438</b>

2-Pt Conversions: **TM 0-1, OPP 0-1**

FUM/Lost: Mettenberger 4/2, Locker 3/1, L. Washington 3/1, Whitehurst 3/0, Sankey 2/2, Spencer 2/0, Walker 2/0, Greene 1/1, McCluster 1/1, Schwenke 1/1, Wright 1/1

RUSHING	No	Yds	Avg	Lg	TD
Sankey	152	569	3.7	22	2
Greene	94	392	4.2	52	2
Locker	22	142	6.5	29	1
McCluster	40	131	3.3	16	0
Whitehurst	20	90	4.5	23	0
L. Washington	13	57	4.4	16	0
Wright	4	54	13.5	38	0
Battle	5	9	1.8	5	1
Mettenberger	5	4	0.8	8	0

PASSING	Att	Cmp	Pct	Yards	Yds/Att	TD	Int	Lg	Sk/Yds	Rating
Whitehurst	185	105	56.8	1,236	7.17	7	2	75t	18/103	87.4
Mettenberger	179	107	59.8	1,412	7.89	8	7	80t	18/138	83.4
Locker	146	86	58.9	993	6.80	5	7	61t	14/85	70.9
Palmer	3	1	33.3	7	2.33	0	0	7	0/0	42.4
<b>Team</b>	<b>513</b>	<b>299</b>	<b>58.3</b>	<b>3,738</b>	<b>7.29</b>	<b>20</b>	<b>16</b>	<b>80t</b>	<b>50/326</b>	<b>81.0</b>
<b>Opponents</b>	<b>545</b>	<b>347</b>	<b>63.7</b>	<b>3,995</b>	<b>7.33</b>	<b>28</b>	<b>12</b>	<b>80</b>	<b>39/222</b>	<b>93.6</b>

Palmer	1	-1	-1.0	-1	0
<b>Team</b>	<b>356</b>	<b>1447</b>	<b>4.1</b>	<b>52</b>	<b>6</b>
<b>Opponents</b>	<b>515</b>	<b>2195</b>	<b>4.3</b>	<b>62t</b>	<b>17</b>

RECEIVING	No	Yds	Avg	Lg	TD
Walker	63	890	14.1	68	4
Wright	57	715	12.5	48	6
N. Washington	40	647	16.2	80t	2
Hunter	28	498	17.8	75t	3
McCluster	26	197	7.6	25	1
L. Washington	22	159	7.2	25	2
Hagan	19	254	13.4	38t	1
Sankey	18	133	7.4	18	0
Coffman	6	64	10.7	18	1
Durham	6	54	9.0	14	0
Battle	5	28	5.6	12	0
Stevens	2	26	13.0	20	0
Thompson	2	24	12.0	13	0
Andrews	2	11	5.5	6	0
Greene	1	13	13.0	13	0
Klug	1	9	9.0	9	0
Schwenke	1	6	6.0	6	0
Whitehurst	0	10	---	10	0
<b>Team</b>	<b>299</b>	<b>3738</b>	<b>12.5</b>	<b>80t</b>	<b>20</b>
<b>Opponents</b>	<b>347</b>	<b>3995</b>	<b>11.5</b>	<b>80</b>	<b>28</b>

INTERCEPTIONS	No	Yds	Avg	Lg	TD
McCourty	3	0	0.0	0	0
Woodyard	2	20	10.0	13	0
Griffin	2	12	6.0	12	0
Wreh-Wilson	1	34	34.0	34	0
Stafford	1	33	33.0	33	0
Huff	1	23	23.0	23t	1
Ghee	1	0	0.0	0	0
Wilson	1	0	0.0	0	0
<b>Team</b>	<b>12</b>	<b>122</b>	<b>10.2</b>	<b>34</b>	<b>1</b>
<b>Opponents</b>	<b>16</b>	<b>214</b>	<b>13.4</b>	<b>67</b>	<b>1</b>

PUNTING	No	Yds	Avg	Net	TB	In	Lg	B
Kern	88	4118	46.8	40.8	7	28	79	1
<b>Team</b>	<b>89</b>	<b>4118</b>	<b>46.3</b>	<b>40.8</b>	<b>7</b>	<b>28</b>	<b>79</b>	<b>1</b>
<b>Opponents</b>	<b>73</b>	<b>3356</b>	<b>46.0</b>	<b>41.2</b>	<b>7</b>	<b>26</b>	<b>69</b>	<b>0</b>

PUNT RETURNS	No	FC	Yds	Avg	Lg	TD
McCluster	22	14	155	7.0	48	0
L. Washington	7	4	47	6.7	10	0
Griffin	1	0	5	5.0	5	0
<b>Team</b>	<b>30</b>	<b>18</b>	<b>207</b>	<b>6.9</b>	<b>48</b>	<b>0</b>
<b>Opponents</b>	<b>43</b>	<b>25</b>	<b>350</b>	<b>8.1</b>	<b>30</b>	<b>0</b>

KICKOFF RETURNS	No	Yds	Avg	Lg	TD
L. Washington	31	738	23.8	52	0
Sankey	7	198	28.3	42	0
Andrews	5	110	22.0	27	0
Battle	2	43	21.5	22	0
Klug	2	32	16.0	20	0
Martin	1	0	0.0	0	0
<b>Team</b>	<b>48</b>	<b>1121</b>	<b>23.4</b>	<b>52</b>	<b>0</b>
<b>Opponents</b>	<b>31</b>	<b>855</b>	<b>27.6</b>	<b>107t</b>	<b>1</b>

FIELD GOALS	1-19	20-29	30-39	40-49	50+
Succop	0/0	5/5	7/7	5/8	2/2
<b>Team</b>	<b>0/0</b>	<b>5/5</b>	<b>7/7</b>	<b>5/8</b>	<b>2/2</b>
<b>Opponents</b>	<b>1/1</b>	<b>9/9</b>	<b>12/12</b>	<b>7/11</b>	<b>4/6</b>

**Titans/Succop:** (36G,31G,46G,47G) (47G) (40N,44N) (36G) (5) (25G,21G,42G) (36G) (35G) (20G) (20G) (0) (42N) (40G, 33G,51G) (50G,23G) (31G)

**OPP:** (35G,48N) (48G,44G,51G,48G) (29G) (31G,30G) (38G,42G) (55B)(31G,31G,27G,22G) (30G,29G,49G) (0) (49G,32G) (36G,26G,49N,35G,30G,50G) (37G,43B) (20G,19G,36G,52G,42G) (53N,51G) (0) (23G,46N,26G)

SACKS
Morgan 6.5, Casey 5, Griffin 3, Hill 3, Williamson 3, Woodyard 2.5, Klug 2, Phillips TM 2, Pitoitua 2, Wimbley 2, Groves 1, Huff 1, D. Jones 1, Pollard 1, Sensabaugh 1, Stafford 1, Wilson 1, Woods 1
<b>Titans 39, Opponents 50</b>

**TACKLES (Solo-Assists-Total)**

Woodyard (66-68-134), Griffin (83-32-115), Williamson (55-52-107), Casey (58-28-86), McCourty (77-8-85), Morgan (52-30-82), Wilson (49-16-65), Wreh-Wilson (47-10-57), Hill (30-17-47), Pitoitua (21-24-45), Sensabaugh (37-7-44), Wimbley (18-23-41), Stafford (24-9-33), Klug (21-10-31), Woods (14-17-31), Phillips (14-14-28), Martin (10-18-28), Pollard (22-4-26), Gooden (15-9-24), Groves (12-7-19), Huff (8-6-14), Jones (7-6-13), Harris (8-1-9), Moch (3-1-4), Ghee (3-0-3), Brown (1-0-1)

**Team Totals: 755-417-1,172**

### USUAL STARTING LINEUP

**OFFENSE**

WR Nate Washington (85)  
TE Delanie Walker (82)  
LT Taylor Lewan (77)  
LG Andy Levitre (67)  
C Brian Schwenke (62)  
RG Chance Warmack (70)  
RT Michael Oher (72)  
TE Craig Stevens (88)/Brett Brackett (87)  
WR Kendall Wright (13)  
QB Zach Mettenberger (7)  
RB Bishop Sankey (20)

**DEFENSE**

DE Ropati Pitoitua (92)  
NT Sammie Hill (94)  
DT Jurrell Casey (99)  
OLB Derrick Morgan (91)  
ILB Wesley Woodyard (59)  
ILB Avery Williamson (54)  
OLB Kameron Wimbley (95)  
CB Bledi Wreh-Wilson (25)  
SS George Wilson (21)  
FS Michael Griffin (33)  
CB Jason McCourty (30)

**SPECIALISTS**

K Ryan Succop (8)  
P Brett Kern (6)  
KR/PR Leon Washington (26)

Pro Bowl All-Pro

**GM:** Ruston Webster; **Head Coach:** Ken Whisenhunt  
**Asst. Coaches:** Ray Horton (def. coord.), Jason Michael (off. coord.), Bob Bostad (off. line), Steve Brown (asst. sec. coord.), Louie Cioffi (secondary), Sylvester Croom (RB), Nick Eason (asst. DL), Steve Hoffman (ST asst.), Shawn Jefferson (WR), Nate Kaczor (ST), Cannon Matthews (qual. ctl. coord. - def.), John McNulty (QB), Mike Mularkey (TE), Kevin Patullo (asst. WR), Arthur Smith (asst. TE), Giff Smith (DL), Lou Spanos (LB), Luke Stechel (off. asst.), Mike Sullivan (asst. OL), Steve Watterson (strength and cond.)

### AMERICAN FOOTBALL CONFERENCE STANDINGS

AFC EAST	W	L	T	Pct
New England	12	4	0	.750
Buffalo	9	7	0	.563
Miami	8	8	0	.500
New York Jets	4	12	0	.250
AFC NORTH	W	L	T	Pct
Pittsburgh	11	5	0	.688
* Cincinnati	10	5	1	.656
* Baltimore	10	6	0	.625
Cleveland	7	9	0	.438
AFC SOUTH	W	L	T	Pct
Indianapolis	11	5	0	.688
Houston	9	7	0	.563
Jacksonville	3	13	0	.188

## 2013 SEASON (7-9 REGULAR SEASON, 0-0 PLAYOFFS) • 2ND PLACE AFC SOUTH

DATE	OPPONENT	SCORE	W/L	ATT
Sep. 8	at Pittsburgh	16-9	W	61,585
Sep. 15	at Houston	24-30*	L	71,718
Sep. 22	SAN DIEGO	20-17	W	69,143
Sep. 29	NEW YORK JETS	38-13	W	69,143
Oct. 6	KANSAS CITY	17-26	L	69,143
Oct. 13	at Seattle	13-20	L	68,127
Oct. 20	SAN FRANCISCO	17-31	L	69,143
Nov. 3	at St. Louis	28-21	W	54,617
Nov. 10	JACKSONVILLE	27-29	L	69,143
Nov. 14	INDIANAPOLIS	27-30	L	69,143
Nov. 24	at Oakland	23-19	W	46,001
Dec. 1	at Indianapolis	14-22	L	65,502
Dec. 8	at Denver	28-51	L	76,554
Dec. 15	ARIZONA	34-37*	L	69,143
Dec. 22	at Jacksonville	20-16	W	60,559
Dec. 29	HOUSTON	16-10	W	69,143

	TITANS	OPP
<b>Total First Downs</b>	<b>311</b>	<b>329</b>
Rushing	103	108
Passing	172	191
Penalty	36	30
3rd Down: Made/Att	94/227	69/201
3rd Down Pct.	41.4	34.3
4th Down: Made/Att	11/17	7/11
4th Down Pct.	64.7	63.6
<b>Possession Avg.</b>	<b>30:00</b>	<b>30:00</b>
<b>Total Net Yards</b>	<b>5390</b>	<b>5407</b>
Avg. Per Game	336.9	337.9
Total Plays	1032	1027
Avg. Per Play	5.2	5.3
<b>Net Yards Rushing</b>	<b>1894</b>	<b>1795</b>
Avg. Per Game	118.4	112.2
Total Rushes	462	446
<b>Net Yards Passing</b>	<b>3496</b>	<b>3612</b>
Avg. Per Game	218.5	225.8
Sacked/Yards Lost	37/214	36/227
Gross Yards	3710	3839
Att./Completions	533/328	545/344
Completion Pct.	63.1	63.5
Had Intercepted	16	13
<b>Punts/Average</b>	<b>79/42.9</b>	<b>76/45.0</b>
Net Punting Avg.	79/39.7	76/40.0
<b>Penalties/Yards</b>	<b>101/900</b>	<b>95/779</b>
<b>Fumbles/Ball Lost</b>	<b>27/9</b>	<b>24/12</b>
<b>Touchdowns</b>	<b>41</b>	<b>40</b>
Rushing	16	21
Passing	22	15
Returns	3	4

BY PERIODS	1	2	3	4	OT	PTS
<b>Team</b>	<b>71</b>	<b>77</b>	<b>65</b>	<b>149</b>	<b>0</b>	<b>362</b>
<b>Opponents</b>	<b>76</b>	<b>83</b>	<b>88</b>	<b>125</b>	<b>9</b>	<b>381</b>

SCORING	TD	RU	PA	RT	PAT	FG	S	TP
Bironas	0	0	0	0	41/41	25/29	0	116
C. Johnson	10	6	4	0	0	0	0	60
Walker	6	0	6	0	0	0	0	36
Greene	4	4	0	0	0	0	0	24
Hunter	4	0	4	0	0	0	0	24
Fitzpatrick	3	3	0	0	0	0	0	18
N. Washington	3	0	3	0	0	0	0	18
Locker	2	2	0	0	0	0	0	12
Preston	2	0	2	0	0	0	0	12
Wright	2	0	2	0	0	0	0	12
Battle	1	1	0	0	0	0	0	6
Klug	1	0	0	1b	0	0	0	6
McCourty	1	0	0	1c	0	0	0	6
Thompson	1	0	1	0	0	0	0	6
Verner	1	0	0	1a	0	0	0	6
<b>Team</b>	<b>41</b>	<b>16</b>	<b>22</b>	<b>3</b>	<b>41/41</b>	<b>25/29</b>	<b>0</b>	<b>362</b>
<b>Opponents</b>	<b>40</b>	<b>21</b>	<b>15</b>	<b>4</b>	<b>37/38</b>	<b>32/39</b>	<b>3</b>	<b>381</b>

2-Pt Conversions: TM 0-0, OPP 1-1

**FUM/Lost:** Fitzpatrick 9/2, C. Johnson 3/2, Locker 3/1, Kern 2/0, Williams 2/1, Wright 2/0, Wylie(TM) 2/1, Bailey 1/1, Reynaud(TM) 1/1, Walker 1/0, L. Washington(LG) 1/0, L. Washington(TM) 1/0

RUSHING	No	Yds	Avg	Lg	TD
C. Johnson	279	1077	3.9	30t	6
Greene	77	295	3.8	29	4
Fitzpatrick	43	225	5.2	26	3
Locker	24	155	6.5	39	2
Battle	36	142	3.9	37	1
Kern	2	0	0.0	0	0

PASSING	Att	Cmp	Pct	Yards	Yds/Att	TD	Int	Lg	Sk/Yds	Rating
Fitzpatrick	350	217	62.0	2454	7.01	14	12	77t	21/109	82.0
Locker	183	111	60.7	1256	6.86	8	4	66t	16/105	86.7
<b>Team</b>	<b>533</b>	<b>328</b>	<b>61.5</b>	<b>3710</b>	<b>6.96</b>	<b>22</b>	<b>16</b>	<b>77t</b>	<b>37/214</b>	<b>83.6</b>
<b>Opponents</b>	<b>545</b>	<b>344</b>	<b>63.1</b>	<b>3839</b>	<b>7.04</b>	<b>15</b>	<b>13</b>	<b>55</b>	<b>36/227</b>	<b>83.3</b>

Reynaud	1	0	0.0	0	0
<b>Team</b>	<b>462</b>	<b>1894</b>	<b>4.1</b>	<b>39</b>	<b>16</b>
<b>Opponents</b>	<b>446</b>	<b>1795</b>	<b>4.0</b>	<b>60</b>	<b>21</b>

RECEIVING	No	Yds	Avg	Lg	TD
Wright	94	1079	11.5	45	2
Walker	60	571	9.5	33	6
N. Washington	58	919	15.8	77t	3
C. Johnson	42	345	8.2	66t	4
Hunter	18	354	19.7	57	4
Williams	15	178	11.9	32	0
Britt	11	96	8.7	15	0
Greene	6	39	6.5	28	0
Mooney	6	32	5.3	22	0
Preston	5	37	7.4	10t	2
Battle	4	36	9.0	24	0
Thompson	3	13	4.3	9t	1
Stevens	2	5	2.5	6	0
Shiancoe	2	2	1.0	3	0
Reynaud	1	4	4.0	4	0
Fitzpatrick	1	0	0.0	0	0
<b>Team</b>	<b>328</b>	<b>3710</b>	<b>11.3</b>	<b>77t</b>	<b>22</b>
<b>Opponents</b>	<b>344</b>	<b>3839</b>	<b>11.2</b>	<b>55</b>	<b>15</b>

INTERCEPTIONS	No	Yds	Avg	Lg	TD
Verner	5	68	13.6	34	1
Pollard	3	36	12.0	32	0
Ayers	1	5	5.0	5	0
Brown	1	3	3.0	3	0
McCarthy	1	1	1.0	1	0
Griffin	1	0	0.0	0	0
G. Wilson	1	0	0.0	0	0
<b>Team</b>	<b>13</b>	<b>113</b>	<b>8.7</b>	<b>34</b>	<b>1</b>
<b>Opponents</b>	<b>16</b>	<b>132</b>	<b>8.3</b>	<b>35</b>	<b>1</b>

PUNTING	No	Yds	Avg	Net	TB	In	Lg	B
Kern	78	3386	43.4	39.7	2	32	63	1
<b>Team</b>	<b>79</b>	<b>3386</b>	<b>42.9</b>	<b>39.7</b>	<b>2</b>	<b>32</b>	<b>63</b>	<b>1</b>
<b>Opponents</b>	<b>76</b>	<b>3422</b>	<b>45.0</b>	<b>40.0</b>	<b>7</b>	<b>28</b>	<b>61</b>	<b>0</b>

PUNT RETURNS	No	FC	Yds	Avg	Lg	TD
Reynaud	18	8	135	7.5	35	0
L. Washington	6	9	78	13.0	33	0
Williams	4	3	12	3.0	8	0
Wylie	2	0	4	2.0	4	0
Verner	1	0	11	11.0	11	0
<b>Team</b>	<b>31</b>	<b>20</b>	<b>240</b>	<b>7.7</b>	<b>35</b>	<b>0</b>
<b>Opponents</b>	<b>35</b>	<b>25</b>	<b>210</b>	<b>6.0</b>	<b>24</b>	<b>0</b>

KICKOFF RETURNS	No	Yds	Avg	Lg	TD
L. Washington LG	17	500	29.4	95	0
L. Washington TM	16	481	30.1	95	0
Reynaud	15	355	23.7	40	0
Williams	5	123	24.6	37	0
Wylie	5	94	18.8	23	0
Bailey	1	0	0.0	0	0
Battle	1	26	26.0	26	0
Verner	1	17	17.0	17	0
<b>Team</b>	<b>44</b>	<b>1096</b>	<b>24.9</b>	<b>95</b>	<b>0</b>
<b>Opponents</b>	<b>45</b>	<b>1099</b>	<b>24.4</b>	<b>46</b>	<b>0</b>

FIELD GOALS	1-19	20-29	30-39	40-49	50+
Bironas	0/0	10/10	8/9	5/7	2/3
<b>Team</b>	<b>0/0</b>	<b>10/10</b>	<b>8/9</b>	<b>5/7</b>	<b>2/3</b>
<b>Opponents</b>	<b>2/2</b>	<b>6/6</b>	<b>6/8</b>	<b>15/18</b>	<b>3/5</b>

**Bironas/Titans:** (26G,44G,27G) (48N,47G) (20G,43N,37G) (26G) (22G,32N) (38G,25G) (31G) (39G,37G) (25G,38G) (33G,22G,23G) (1) (45G,50N,24G) (45G,52G) (42G,55G,37G) (OPP: (1) (50N,50N,46N) (44G,38B) (45G,47G) (29G,24G, 33G,48G) (31G,29G) (44G) (44N) (32G,44G) (48G,30G, 50G) (52G,48G,24G,32N,48N,42G) (47G,48G,45G,37G, 49G) (25G,64G,19G) (25G,47G,41G) (36G) (19G)

**SACKS**  
Casey 10.5, Morgan 6, Brown 4, Pitoitua 4, A. Johnson 3, Wimbley 3, Klug 2, Ayers 1, Fokou 1, Mi. Martin 1, Pollard 0.5  
**Titans 36, Opponents 37**

**TACKLES (Solo-Assists-Total)**  
Pollard (93-49-142), Brown (80-37-117), Griffin (71-35-106), Fokou (67-31-98), Pitoitua (42-49-91), Casey (49-41-90), McCourty (68-9-77), Verner (61-12-73), Ayers (44-12-56), Morgan (31-23-54), McCarthy (35-16-51), Hill (26-14-40), Sensabaugh (29-8-37), A. Johnson (19-16-35), Wilson (25-8-33), Klug (14-12-26), Wimbley (12-12-24), Martin (9-13-22), Edwards (6-4-10), Wreh-Wilson (6-3-9), Gooden (4-3-7), Campbell (3-1-4), Stafford (1-0-1)  
**Team Totals: 795-408-1,203**

USUAL STARTING LINEUP	
<b>OFFENSE</b>	
WR	Nate Washington (85)
TE	Craig Stevens (88)
LT	Michael Roos (71)
LG	Andy Levine (67)
C	Brian Schwenke (62)
RG	Chance Warmack (70)
RT	David Stewart (76)
TE	Delanie Walker (82)
WR	Kendall Wright (13)
QB	Jake Locker (10)/Ryan Fitzpatrick (4)
RB	Chris Johnson (28)
<b>DEFENSE</b>	
LE	Derrick Morgan (91)
DT	Sammie Hill (94)
DT	Jurrell Casey (99)
RE	Ropati Pitoitua (92)
SLB	Akeem Ayers (56)
MLB	Moise Fokou (53)
WLB	Zach Brown (55)
LCB	Jason McCourty (30)
RCB	Alterraun Verner (20)
SS	Bernard Pollard (31)
FS	Michael Griffin (33)
<b>SPECIALISTS</b>	
K	Rob Bironas (2)
P	Brett Kern (6)
KR/PR	Leon Washington (26)
<b>Pro Bowl</b> <u>All-Pro</u>	
<b>GM:</b> Ruston Webster; <b>Head Coach:</b> Mike Munchak	
<b>Asst. Coaches:</b> Jerry Gray (def. coord.), Dowell Loggains (off. coord.), Steve Watterson (asst. head coach/strength & cond.), Gregg Williams (senior asst./defense), Steve Brown (asst. secondary), Sylvester Croom (RB), Jonathan Gannon (def. asst./qual. ctl.), George Henshaw (TE), Steve Hoffman (ST asst.), Shawn Jefferson (WR), Nate Kaczor (ST), Bruce Matthews (OL), Brett Maxie (secondary), Keith Millard (def. asst./pass rush specialist), Chet Parlavacchio (LB), Dave Ragone (QB), Tracy Rucker (DL), Arthur Smith (OL/TE asst.)	

AMERICAN FOOTBALL CONFERENCE STANDINGS				
<b>AFC EAST</b>				
	W	L	T	Pct
New England	12	4	0	.750
New York Jets	8	8	0	.500
Miami	8	8	0	.500
Buffalo	6	10	0	.375
<b>AFC NORTH</b>				
	W	L	T	Pct
Cincinnati	11	5	0	.688
Pittsburgh	8	8	0	.500
Baltimore	8	8	0	.500
Cleveland	4	12	0	.250
<b>AFC SOUTH</b>				
	W	L	T	Pct
Indianapolis	11	5	0	.688
<b>Tennessee</b>	<b>7</b>	<b>9</b>	<b>0</b>	<b>.438</b>
Jacksonville	4	12	0	.250
Houston	2	14	0	.125
<b>AFC WEST</b>				
	W	L	T	Pct
Denver	13	3	0	.813
* Kansas City	11	5	0	.688
* San Diego	9	7	0	.563
Oakland	4	12	0	.250

NATIONAL FOOTBALL CONFERENCE STANDINGS				
<b>NFC EAST</b>				
	W	L	T	Pct
Philadelphia	10	6	0	.625
Dallas	8	8	0	.500
New York Giants	7	9	0	.438
Washington	3	13	0	.188
<b>NFC NORTH</b>				
	W	L	T	Pct
Green Bay	8	7	1	.531
Chicago	8	8	0	.500
Detroit	7	9	0	.438
Minnesota	5	10	1	.344
<b>NFC SOUTH</b>				
	W	L	T	Pct
Carolina	12	4	0	.750
* New Orleans	11	5	0	.688
Atlanta	4	12	0	.250
Tampa Bay	4	12	0	.250
<b>NFC WEST</b>				
	W	L	T	Pct
Seattle	13	3	0	.813
* San Francisco	12	4	0	.750
Arizona	10	6	0	.625
St. Louis Rams	7	9	0	.438

\* Wild Card for Playoffs



2012 SEASON (6-10 REGULAR SEASON, 0-0 PLAYOFFS) • 3RD PLACE AFC SOUTH

Table with columns: DATE, OPPONENT, SCORE, W/L, ATT. Lists game results from Sep. 9 to Dec. 30, including opponents like New England, Detroit, Houston, Minnesota, Pittsburgh, Buffalo, Indianapolis, Chicago, Miami, Jacksonville, Houston, Indianapolis, New York Jets, Green Bay, and Jacksonville.

Summary statistics table with columns: TITANS, OPP. Categories include Total First Downs, Rushing, Passing, Penalty, 3rd Down, 4th Down, Possession Avg., Total Net Yards, Avg. Per Game, Total Plays, Net Yards Rushing, Avg. Per Play, Net Yards Passing, Sacked/Yards Lost, Gross Yards, Att./Completions, Completion Pct., Had Intercepted, Punts/Average, Penalties/Yards, Fumbles/Ball Lost, Touchdowns, and Returns.

Table with columns: BY PERIODS, SCORING, TD, RU, PA, RT, PAT, FG, S, TP. Shows performance by quarter and scoring details for the team and opponents.

2-Pt Conversions: Britt, TM 1-1, OPP 1-2
FUM/Lost: C. Johnson 5/4, Locker 4/4, Hasselbeck 3/1, Britt 2/1, Stevens 2/0, Brown 1/0, Cook 1/1, Reynaud 1/0, Washington 1/0, Wright 1/1

RUSHING table with columns: No, Yds, Avg, Lg, TD. Lists rushing statistics for C. Johnson, Locker, Hasselbeck, Reynaud, Harper, and Mooney.

PASSING table with columns: Att, Cmp, Pct, Yards, Yds/Att, TD, Int, Lg, Sk/Yds, Rating. Lists passing statistics for Locker, Hasselbeck, Smith, Team, and Opponents.

Table with columns: Ringer, Babineaux, Q. Johnson, Wright, Team, Opponents. Shows statistics for these players and team totals.

RECEIVING table with columns: No, Yds, Avg, Lg, TD. Lists receiving statistics for Wright, Washington, Britt, Cook, C. Johnson, Williams, Stevens, Thompson, Hawkins, Preston, Q. Johnson, Reynaud, Ringer, Harper, Team, and Opponents.

INTERCEPTIONS table with columns: No, Yds, Avg, Lg, TD. Lists interception statistics for Griffin, McCourty, Brown, Verner, McCarthy, Witherspoon, Babineaux, Ayers, R. Johnson, and Afalava.

PUNTING table with columns: No, Yds, Avg, Net, TB, In, Lg, B. Lists punting statistics for Kern, Team, and Opponents.

PUNT RETURNS table with columns: No, FC, Yds, Avg, Lg, TD. Lists punt return statistics for Reynaud, Campbell, Team, and Opponents.

KICKOFF RETURNS table with columns: No, Yds, Avg, Lg, TD. Lists kickoff return statistics for Reynaud, Hawkins, McCourty, Stevens, Witherspoon, Williams, Team, and Opponents.

FIELD GOALS table with columns: 1-19, 20-29, 30-39, 40-49, 50+. Lists field goal statistics for Bironas, Team, and Opponents. Includes details for Bironas/Titans and OPP.

SACKS table listing sack statistics for Morgan, Martin, Williams, Griffin, and Witherspoon. Team totals: 39, Opponents 39.

TACKLES (Solo-Assists-Total) table listing tackle statistics for Ayers, Brown, Babineaux, Casey, Verner, Morgan, Marks, Witherspoon, Martin, Shaw, Wimbley, Sensabaugh, Diles, Klug, Wynn, Solomon, Campbell, Dawson, and DaJohn Harris.

Table with columns: Team Totals, Int, Lg, Sk/Yds, Rating. Shows team totals for interceptions, longest pass, sacks, and rating.

USUAL STARTING LINEUP

- OFFENSE: WR Nate Washington (85), TE Jared Cook (89), LT Michael Roos (71), LG Steve Hutchinson (73), C Fernando Velasco (61), RG Leroy Harris (64)/Deuce Lutui (72), RT David Stewart (76), TE Craig Stevens (88), WR Kenny Britt (18), QB Jake Locker (10), RB Chris Johnson (28)

- DEFENSE: LE Derrick Morgan (91), DT Sen'Derrick Marks (94), DT Jurrell Casey (99), RE Kamerion Wimbley (95), LLB Akeem Ayers (56), MLB Colin McCarthy (52)/Will Witherspoon (92), RLB Zach Brown (55), LCB Jason McCourty (30), RCB Alterraun Verner (20), SS Jordan Babineaux (26), FS Michael Griffin (33)

- SPECIALISTS: K Rob Bironas (2), P Brett Kern (6), KR/PR Darius Reynaud (25)

Pro Bowl All-Pro
GM: Ruston Webster; Head Coach: Mike Munchak
Asst. Coaches: Jerry Gray (def. coord.), Chris Palmer/Dowell Loggains\* (off. coord.), Steve Watterson (asst. head coach/strength & cond.), Steve Brown (asst. secondary), Frank Bush (LB), Jonathan Gannon (def. asst./qual. ctl.), Nate Kaczor (asst. off. line), Alan Lowry (ST), Bruce Matthews (OL), Brett Maxie (secondary), Keith Millard (def. asst./pass rush specialist), Chet Parlavocchio (ST asst.), Dave Ragone (WR), Tracy Rucker (DL), Jim Skipper (RB), Arthur Smith (off. asst./qual. ctl.), John Zernhelt (TE)

AMERICAN FOOTBALL CONFERENCE STANDINGS

Table showing AFC EAST, AFC NORTH, AFC SOUTH, and AFC WEST standings with columns: W, L, T, Pct.

NATIONAL FOOTBALL CONFERENCE STANDINGS

Table showing NFC EAST, NFC NORTH, and NFC WEST standings with columns: W, L, T, Pct.

\* Wild Card for Playoffs

## 2011 SEASON (9-7 REGULAR SEASON, 0-0 PLAYOFFS) • 2ND PLACE AFC SOUTH

DATE	OPPONENT	SCORE	W/L	ATT
Sep. 11	at Jacksonville	14-16	L	61,619
Sep. 18	BALTIMORE	26-13	W	69,143
Sep. 25	DENVER	17-14	W	69,143
Oct. 2	at Cleveland	31-13	W	66,240
Oct. 9	at Pittsburgh	17-38	L	63,875
Oct. 16	BYE			
Oct. 23	HOUSTON	7-41	L	69,143
Oct. 30	INDIANAPOLIS	27-10	W	69,143
Nov. 6	CINCINNATI	17-24	L	69,143
Nov. 13	at Carolina	30-3	W	72,409
Nov. 20	at Atlanta	17-23	L	68,164
Nov. 27	TAMPA BAY	23-17	W	69,143
Dec. 4	at Buffalo	23-17	W	56,463
Dec. 11	NEW ORLEANS	17-22	L	69,143
Dec. 18	at Indianapolis	13-27	L	64,271
Dec. 24	JACKSONVILLE	23-17	W	69,143
Jan. 1	at Houston	23-22	W	71,512

	TITANS	OPP
<b>Total First Downs</b>	<b>281</b>	<b>324</b>
Rushing	71	111
Passing	185	187
Penalty	25	26

<b>3rd Down: Made/Att</b>	<b>80/218</b>	<b>96/236</b>
<b>3rd Down Pct.</b>	<b>36.7</b>	<b>40.7</b>
<b>4th Down: Made/Att</b>	<b>10/14</b>	<b>8/20</b>
<b>4th Down Pct.</b>	<b>71.4</b>	<b>40.0</b>

<b>Possession Avg.</b>	<b>27:52</b>	<b>32:08</b>
<b>Total Net Yards</b>	<b>5361</b>	<b>5682</b>
Avg. Per Game	335.1	355.1
Total Plays	984	1080
Avg. Per Play	5.4	5.3
<b>Net Yards Rushing</b>	<b>1438</b>	<b>2053</b>
Avg. Per Game	89.9	128.3
Total Rushes	376	461
<b>Net Yards Passing</b>	<b>3923</b>	<b>3629</b>
Avg. Per Game	245.2	226.8
Sacked/Yards Lost	24/190	28/180
Gross Yards	4113	3809
Att./Completions	584/353	591/369
Completion Pct.	60.4	62.4
Had Intercepted	14	11

<b>Punts/Average</b>	<b>86/43.6</b>	<b>83/43.7</b>
<b>Net Punting Avg.</b>	<b>86/39.4</b>	<b>83/36.4</b>
<b>Penalties/Yards</b>	<b>104/960</b>	<b>99/812</b>
<b>Fumbles/Ball Lost</b>	<b>17/8</b>	<b>20/12</b>
<b>Touchdowns</b>	<b>34</b>	<b>34</b>
Rushing	8	10
Passing	22	21
Returns	4	3

BY PERIODS	1	2	3	4	OT	PTS
Team	57	110	67	91	0	325
Opponents	64	79	74	100	0	317

SCORING	TD	RU	PA	RT	PAT	FG	S	TP
Bironas	0	0	0	0	34/34	29/32	0	121
Washington	8	1	7	0	0	0	0	48
Williams	5	0	5	0	0	0	0	30
C. Johnson	4	4	0	0	0	0	0	24
Britt	3	0	3	0	0	0	0	18
Cook	3	0	3	0	0	0	0	18
Avery	1	0	1	0	0	0	0	6
Babineaux	1	0	0	1a	0	0	0	6
Campbell	1	0	0	1d	0	0	0	6
D. Graham	1	0	1	0	0	0	0	6
Harper	1	1	0	0	0	0	0	6
L. Hawkins	1	0	1	0	0	0	0	6
Locker	1	1	0	0	0	0	0	6
Mariani	1	0	0	1c	0	0	0	6
McCourty	1	0	0	1b	0	0	0	6
Ringer	1	1	0	0	0	0	0	6
Stevens	1	0	1	0	0	0	0	6
<b>Team</b>	<b>34</b>	<b>8</b>	<b>22</b>	<b>4</b>	<b>34/34</b>	<b>29/32</b>	<b>0</b>	<b>325</b>
<b>Opponents</b>	<b>34</b>	<b>10</b>	<b>21</b>	<b>3</b>	<b>32/32</b>	<b>27/28</b>	<b>0</b>	<b>317</b>

2-Pt Conversions: Titans 0-0, Opponents 0-2

FUM/Lost: Hasselbeck 4/1, C. Johnson 3/1, Cook 2/2, Amato 1/0, Britt 1/1, Campbell 1/0, Hall 1/1, Harper 1/1, L. Hawkins 1/0, Mariani 1/0, Ringer 1/1

RUSHING	No	Yds	Avg	Lg	TD
C. Johnson	262	1047	4.0	48t	4
Ringer	59	185	3.1	25	1
Locker	8	56	7.0	17	1
Hasselbeck	20	52	2.6	21	0
Harper	17	44	2.6	12	1

PASSING	Att	Cmp	Pct	Yards	Yds/Att	TD	Int	Lg	Sk/Yds	Rating
Hasselbeck	518	319	61.6	3571	6.89	18	14	80t	19/153	82.4
Locker	66	34	51.5	542	8.21	4	0	54	5/37	99.4
<b>Team</b>	<b>584</b>	<b>353</b>	<b>60.4</b>	<b>4113</b>	<b>7.04</b>	<b>22</b>	<b>14</b>	<b>80t</b>	<b>24/190</b>	<b>84.4</b>
<b>Opponents</b>	<b>591</b>	<b>369</b>	<b>62.4</b>	<b>3809</b>	<b>6.45</b>	<b>21</b>	<b>11</b>	<b>78t</b>	<b>28/180</b>	<b>85.1</b>

Hall	6	24	4.0	12	0
Kern	1	21	21.0	21	0
Washington	2	5	2.5	3t	1
Mariani	1	4	4.0	4	0
<b>Team</b>	<b>376</b>	<b>1438</b>	<b>3.8</b>	<b>48t</b>	<b>8</b>
<b>Opponents</b>	<b>461</b>	<b>2053</b>	<b>4.5</b>	<b>80t</b>	<b>10</b>

RECEIVING	No	Yds	Avg	Lg	TD
Washington	74	1023	13.8	57	7
C. Johnson	57	418	7.3	34	0
Cook	49	759	15.5	80t	3
L. Hawkins	47	470	10.0	32	1
Williams	45	592	13.2	54	5
Ringer	28	187	6.7	18	0
Britt	17	289	17.0	80t	3
Stevens	9	166	18.4	58	1
Hall	9	46	5.1	10	0
Mariani	5	24	4.8	6	0
Harper	4	32	8.0	21	0
Avery	3	45	15.0	23	1
Q. Johnson	3	30	10.0	13	0
D. Graham	2	25	12.5	21	1
Amano	1	7	7.0	7	0
<b>Team</b>	<b>353</b>	<b>4113</b>	<b>11.7</b>	<b>80t</b>	<b>22</b>
<b>Opponents</b>	<b>369</b>	<b>3809</b>	<b>10.3</b>	<b>78t</b>	<b>21</b>

INTERCEPTIONS	No	Yds	Avg	Lg	TD
McCourty	2	52	26.0	30	0
Griffin	2	0	0.0	0	0
Babineaux	1	97	97.0	97t	1
Finnegan	1	8	8.0	8	0
Hope	1	7	7.0	7	0
Witherspoon	1	7	7.0	7	0
Ruud	1	4	4.0	4	0
Verner	1	4	4.0	4	0
McCarthy	1	0	0.0	0	0
<b>Team</b>	<b>11</b>	<b>179</b>	<b>16.3</b>	<b>97t</b>	<b>1</b>
<b>Opponents</b>	<b>14</b>	<b>167</b>	<b>11.9</b>	<b>38t</b>	<b>3</b>

PUNTING	No	Yds	Avg	Net	TB	In	Lg	B
Kern	86	3747	43.6	39.4	7	31	64	0
<b>Team</b>	<b>86</b>	<b>3747</b>	<b>43.6</b>	<b>39.4</b>	<b>7</b>	<b>31</b>	<b>64</b>	<b>0</b>
<b>Opponents</b>	<b>83</b>	<b>3628</b>	<b>43.7</b>	<b>36.4</b>	<b>6</b>	<b>22</b>	<b>65</b>	<b>2</b>

PUNT RETURNS	No	FC	Yds	Avg	Lg	TD
Mariani	46	18	490	10.7	79t	1
Campbell	1	0	0	0.0	0	0
<b>Team</b>	<b>47</b>	<b>18</b>	<b>490</b>	<b>10.4</b>	<b>79t</b>	<b>1</b>
<b>Opponents</b>	<b>36</b>	<b>23</b>	<b>221</b>	<b>6.1</b>	<b>30</b>	<b>0</b>

KICKOFF RETURNS	No	Yds	Avg	Lg	TD
Mariani	32	748	23.4	49	0
Campbell	0	84	---	84t	1
<b>Team</b>	<b>32</b>	<b>832</b>	<b>26.0</b>	<b>100t</b>	<b>1</b>
<b>Opponents</b>	<b>30</b>	<b>680</b>	<b>22.7</b>	<b>77</b>	<b>0</b>

FIELD GOALS	1-19	20-29	30-39	40-49	50+
Bironas	0/0	5/5	9/10	9/10	6/7
<b>Team</b>	<b>0/0</b>	<b>5/5</b>	<b>9/10</b>	<b>9/10</b>	<b>6/7</b>
<b>Opponents</b>	<b>2/2</b>	<b>11/11</b>	<b>5/5</b>	<b>7/7</b>	<b>2/3</b>

**Bironas/Titans:** (66N) (34N,25G,43G,39G,33G) (46G) (39G) (29G) (1) (51G,50G) (43G) (38G,36G,49G) (46G) (42N,31G, 52G, 38G) (48G,27G,44G) (43G) (53G,21G) (51G,51G,35G) (21G,43G,33G)

**OPP:** (48G,21G,45G) (41G,29G) (1) (48G,51G) (19G) (32G, 29G) (22G) (36G) (50N,29G) (19G,33G,24G) (43G) (27G) (25G,29G,22G) (47G,40G) (39G) (52G,37G,22G)

**SACKS**  
Klug 7, Ball 4, Jones 3, Casey 2.5, Morgan 2.5, Ayers 2, Witherspoon 2, Hayes 1.5, Finnegan 1, McCourty 1, S. Smith 1, Marks 0.5

Titans 28, Opponents 24

**TACKLES (Solo-Assists-Total)**  
Babineaux (81-36-117), McCourty (85-22-107), Griffin (70-26-96), Finnegan (71-24-95), Ayers (66-22-88), McCarthy (61-15-76), Casey (41-33-74), Ruud (51-17-68), Witherspoon (51-11-62), Ball (29-26-55), Verner (29-21-50), Jones (24-24-48), Morgan (23-24-47), S. Smith (20-24-44), Marks (18-26-44), Hope (25-8-33), Klug (18-14-32), Hayes (14-15-29), Sheppard (7-9-16), McRath (11-3-14), Hawkins (9-2-11), A. Smith (4-0-4), Clayton (1-2-3), Shaw (2-0-2), Amato (0-0-0), Bailey (0-0-0), Campbell (0-0-0)

**Team Totals:** 404-811-1,215

### USUAL STARTING LINEUP

**OFFENSE**  
WR Nate Washington (85)  
LT Michael Roos (71)  
LG Leroy Harris (64)  
C Eugene Amano (54)  
RG Jake Scott (73)  
RT David Stewart (76)  
TE Craig Stevens (88)  
WR Damian Williams (17)  
FB Ahmard Hall (45)  
QB Matt Hasselbeck (8)  
RB Chris Johnson (28)

**DEFENSE**  
LE Derrick Morgan (90)/Dave Ball (98)  
LT Jurrell Casey (99)  
RT Sen'Derrick Marks (94)  
RE Jason Jones (91)  
LLB Akeem Ayers (56)  
MLB Colin McCarthy (52)/Barrett Ruud (55)  
RLB Will Witherspoon (92)  
LCB Jason McCourty (30)  
RCB Cortland Finnegan (31)  
SS Jordan Babineaux (26)  
FS Michael Griffin (33)

### SPECIALISTS

K Rob Bironas (2)  
P Brett Kern (6)  
KR/PR Marc Mariani (83)

### Pro Bowl

All-Pro

**GM:** Mike Reinfeldt; **Head Coach:** Mike Munchak  
**Asst. Coaches:** Jerry Gray (def. coord.), Chris Palmer (off. coord.), Steve Watterson (asst. head coach/strength & cond.), Frank Bush (LB), Curtis Fuller (asst. secondary) Dowell Loggains (QB/passing game), Charles London (off. asst./qual. ctl.), Alan Lowry (ST), Bruce Matthews (OL), Dave McGinnis (senior asst.), Chet Parlavechio (ST asst.), Dave Ragone (WR), Marcus Robertson (secondary), Tracy Rocker (DL), Jim Skipper (RB), Arthur Smith (def. asst./qual. ctl.), Art Valero (asst. OL), John Zernheldt (TE)

### AMERICAN FOOTBALL CONFERENCE STANDINGS

AFC EAST	W	L	T	Pct
New England	13	3	0	.813
New York Jets	8	8	0	.500
Miami	6	10	0	.375
Buffalo	6	10	0	.375
AFC NORTH	W	L	T	Pct
Baltimore	12	4	0	.750
* Pittsburgh	12	4	0	.750
* Cincinnati	9	7	0	.563
Cleveland	4	12	0	.250
AFC SOUTH	W	L	T	Pct
Houston	10	6	0	.625
<b>Tennessee</b>	<b>9</b>	<b>7</b>	<b>0</b>	<b>.563</b>
Jacksonville	5	11	0	.313</

## 2010 SEASON (6-10 REGULAR SEASON, 0-0 PLAYOFFS) • 4TH PLACE AFC SOUTH

DATE	OPPONENT	SCORE	W/L	ATT
Sep. 12	OAKLAND	38-13	W	69,143
Sep. 19	PITTSBURGH	11-19	L	69,143
Sep. 26	at New York Giants	29-10	W	79,386
Oct. 3	DENVER	20-26	L	69,143
Oct. 10	at Dallas	34-27	W	90,616
Oct. 18	at Jacksonville	30-3	W	63,625
Oct. 24	PHILADELPHIA	37-19	W	69,143
Oct. 31	at San Diego	25-33	L	59,260
Nov. 7	BYE			
Nov. 14	at Miami	17-29	L	65,585
Nov. 21	WASHINGTON	16-19*	L	69,143
Nov. 28	at Houston	0-20	L	70,855
Dec. 5	JACKSONVILLE	6-17	L	69,143
Dec. 9	INDIANAPOLIS	28-30	L	69,143
Dec. 19	HOUSTON	31-17	W	69,143
Dec. 26	at Kansas City	14-34	L	65,606
Jan. 2	at Indianapolis	20-23	L	67,188

\* Overtime

	TITANS		OPP	
<b>Total First Downs</b>	<b>252</b>	<b>356</b>		
Rushing	73	107		
Passing	155	214		
Penalty	24	35		
3rd Down: Made/Att	71/204	104/242		
3rd Down Pct.	34.8	43.0		
4th Down: Made/Att	8/14	9/22		
4th Down Pct.	57.1	40.9		
<b>Possession Avg.</b>	<b>25:54</b>	<b>34:06</b>		
<b>Total Net Yards</b>	<b>4834</b>	<b>5883</b>		
Avg. Per Game	302.1	367.7		
Total Plays	907	1139		
Avg. Per Play	5.3	5.2		
<b>Net Yards Rushing</b>	<b>1727</b>	<b>1851</b>		
Avg. Per Game	107.9	115.7		
Total Rushes	406	474		
<b>Net Yards Passing</b>	<b>3107</b>	<b>4032</b>		
Avg. Per Game	194.2	252.0		
Sacked/Yards Lost	27/171	40/272		
Gross Yards	3278	4304		
Att./Completions	474/273	625/410		
Completion Pct.	57.6	65.6		
Had Intercepted	15	17		
<b>Punts/Average</b>	<b>77/42.9</b>	<b>61/42.9</b>		
<b>Net Punting Avg.</b>	<b>77/39.1</b>	<b>61/34.6</b>		
<b>Penalties/Yards</b>	<b>128/1040</b>	<b>114/1039</b>		
<b>Fumbles/Ball Lost</b>	<b>22/14</b>	<b>25/8</b>		
<b>Touchdowns</b>	<b>40</b>	<b>32</b>		
Rushing	13	7		
Passing	24	23		
Returns	3	2		

BY PERIODS	1	2	3	4	OT	PTS
Team	79	92	83	102	0	356
Opponents	65	130	65	76	3	339

SCORING	TD	RU	PA	RT	PAT	FG	S	TP
Bironas	0	0	0	0	38/38	24/26	0	110
C. Johnson	12	11	1	0	0	0	0	72
Britt	9	0	9	0	0	0	0	56
Washington	6	0	6	0	0	0	0	36
Moss LG	5	0	5	0	0	0	0	30
Scaife	4	0	4	0	0	0	0	24
Mariani	2	0	0	2	0	0	0	12
Ringer	2	2	0	0	0	0	0	12
Stevens	2	0	2	0	0	0	0	12
Cook	1	0	1	0	0	0	0	6
Finnegan	1	0	0	1	0	0	0	6
Gage	1	0	1	0	0	0	0	6
Schommer	0	0	0	0	0	0	1	2
<b>Team</b>	<b>40</b>	<b>13</b>	<b>24</b>	<b>3</b>	<b>38/38</b>	<b>24/26</b>	<b>2</b>	<b>356</b>
<b>Opponents</b>	<b>32</b>	<b>7</b>	<b>23</b>	<b>2</b>	<b>30/30</b>	<b>39/48</b>	<b>0</b>	<b>339</b>

2-Pt Conversions: Britt, Titans 1-2, Opponents 0-2

FUM/Lost: Young 6/4, K. Collins 5/3, C. Johnson 3/2, Mariani 3/2, Scaife 2/1, Amano 1/0, Amato 1/1, Britt 1/1

RUSHING	No	Yds	Avg	Lg	TD
C. Johnson	316	1364	4.3	76t	11
Ringer	51	239	4.7	54	2
Young	25	125	5.0	20	0
Williams	1	5	5.0	5	0
K. Collins	10	1	0.1	4	0
Hall	1	1	1.0	1	0
Kern	1	0	0.0	0	0
Washington	1	-8	-8.0	-8	0
<b>Team</b>	<b>406</b>	<b>1727</b>	<b>4.3</b>	<b>76t</b>	<b>13</b>
<b>Opponents</b>	<b>474</b>	<b>1851</b>	<b>3.9</b>	<b>37</b>	<b>7</b>

PASSING	Att	Cmp	Pct	Yards	Yds/Att	TD	Int	Lg	Sk/Yds	Rating
K. Collins	278	160	57.6	1823	6.56	14	8	80t	13/91	82.2
Young	156	93	59.6	1255	8.04	10	3	71t	13/80	98.6
Smith	40	20	50.0	200	5.00	0	4	52	1/0	25.0
<b>Team</b>	<b>474</b>	<b>273</b>	<b>57.6</b>	<b>3278</b>	<b>6.92</b>	<b>24</b>	<b>15</b>	<b>80t</b>	<b>27/171</b>	<b>82.6</b>
<b>Opponents</b>	<b>625</b>	<b>410</b>	<b>65.6</b>	<b>4304</b>	<b>6.89</b>	<b>23</b>	<b>17</b>	<b>75t</b>	<b>40/272</b>	<b>86.4</b>

RECEIVING	No	Yds	Avg	Lg	TD
C. Johnson	44	245	5.6	25	1
Britt	42	775	18.5	80t	9
Washington	42	687	16.4	71t	6
Scaife	36	318	8.8	30	4
Cook	29	361	12.4	36	1
Moss LG	28	393	14.0	37t	5
Moss TM	6	80	13.3	26	0
Gage	20	266	13.3	30	1
Williams	16	219	13.7	39	0
Hall	15	100	6.7	19	0
Stevens	11	122	11.1	28	2
Ringer	7	44	6.3	9	0
L. Hawkins	5	61	12.2	24	0
<b>Team</b>	<b>273</b>	<b>3278</b>	<b>12.0</b>	<b>80t</b>	<b>24</b>
<b>Opponents</b>	<b>410</b>	<b>4304</b>	<b>10.5</b>	<b>75t</b>	<b>23</b>

INTERCEPTIONS	No	Yds	Avg	Lg	TD
Griffin	4	50	12.5	28	0
Verner	3	41	13.7	19	0
Finnegan	2	41	20.5	41t	1
McCourty	2	11	5.5	11	0
Witherspoon	2	11	5.5	9	0
Hope	1	32	32.0	32	0
Tulloch	1	18	18.0	18	0
Fuller	1	0	0.0	0	0
Marks	1	-6	-6.0	-6	0
<b>Team</b>	<b>17</b>	<b>198</b>	<b>11.6</b>	<b>41t</b>	<b>1</b>
<b>Opponents</b>	<b>15</b>	<b>120</b>	<b>8.0</b>	<b>54t</b>	<b>1</b>

PUNTING	No	Yds	Avg	Net	TB	In	Lg	B
Kern	77	3302	42.9	39.1	4	24	68	0
<b>Team</b>	<b>77</b>	<b>3302</b>	<b>42.9</b>	<b>39.1</b>	<b>4</b>	<b>24</b>	<b>68</b>	<b>0</b>
<b>Opponents</b>	<b>61</b>	<b>2618</b>	<b>42.9</b>	<b>34.6</b>	<b>9</b>	<b>15</b>	<b>68</b>	<b>1</b>

PUNT RETURNS	No	FC	Yds	Avg	Lg	TD
Mariani	27	17	329	12.2	87t	1
<b>Team</b>	<b>27</b>	<b>17</b>	<b>329</b>	<b>12.2</b>	<b>87t</b>	<b>1</b>
<b>Opponents</b>	<b>35</b>	<b>16</b>	<b>214</b>	<b>6.1</b>	<b>29</b>	<b>0</b>

KICKOFF RETURNS	No	Yds	Avg	Lg	TD
Mariani	60	1530	25.5	98t	1
Hall	2	21	10.5	15	0
Cook	1	3	3.0	3	0
Gage	1	2	2.0	2	0
<b>Team</b>	<b>64</b>	<b>1556</b>	<b>24.3</b>	<b>98t</b>	<b>1</b>
<b>Opponents</b>	<b>56</b>	<b>1389</b>	<b>24.8</b>	<b>97t</b>	<b>1</b>

FIELD GOALS	1-19	20-29	30-39	40-49	50+
Bironas	0/0	6/6	8/9	8/8	2/3
<b>Team</b>	<b>0/0</b>	<b>6/6</b>	<b>8/9</b>	<b>8/8</b>	<b>2/3</b>
<b>Opponents</b>	<b>1/1</b>	<b>10/10</b>	<b>15/15</b>	<b>11/17</b>	<b>2/5</b>

**Bironas/Titans:** (43G) (21G) (48G,22G) (35N,55G,46G) (52G, 40G) (26G,33G,36G)(41G,38G,33G) (21G) (40G) (25G, 32G,40G) ( ) (37G,30G) ( ) (30G) ( ) (26G,42G,61N)  
**OPP:** (34G,30G,53N) (36G,34G,25G,27G) (53N,50G,44N) (36G,36G,35G,36G)(51G,44N,26G) (33G) (25G,46G,46G,28G) (34G,36G) (23G,28G,42G)(19G,51N,40G,42G,47N,48G) (35G,33G) (26G,49B,48N) (21G,28G,47G) (37G) (35G,47N,42G) (48G,44G,43G)

**SACKS**  
 Babin 12.5, Ball 7, T. Brown 3.5, Jones 3.5, Ford 3, Witherspoon 3, Hayes 1.5, McRath 1.5, Morgan 1.5, Finnegan 1, Hope 1, Tulloch 1  
**Titans 40, Opponents 27**

**TACKLES (Solo-Assists-Total)**  
 Tulloch (121-48-169), Griffin (99-54-153), Hope (85-48-133), Verner (76-27-103), Finnegan (76-24-100), Witherspoon (65-34-99), Babin (56-37-93), Ford (38-29-67), Jones (36-25-61), McRath (45-15-60), Ball (32-27-59), Haye (30-22-52), Marks (27-23-50), Hayes (27-22-49), McCourty (36-9-45), Brown (18-17-35), Fuller (22-10-32), Douglas (14-16-30), Shaw (7-4-11), Morgan (6-4-10), Sheppard (4-5-9), Winborn (4-4-8), Gordon (2-2-4), Mouton (3-0-3), Allred (2-1-3)  
**Team Totals: 931-507-1,438**

**USUAL STARTING LINEUP**

**OFFENSE**  
 WR Nate Washington (85)  
 LT Michael Roos (71)  
 LG Leroy Harris (64)  
 C Eugene Amano (54)  
 RG Jake Scott (73)  
 RT David Stewart (76)  
 TE Craig Stevens (88)/Bo Scaife (80)  
 WR Justin Gage (12)/Kenny Britt (18)  
 FB Ahmard Hall (45)  
 QB Vince Young (10)/Kerry Collins (5)  
 RB Chris Johnson (28)

**DEFENSE**  
 LE Jason Babin (93)  
 LT Jason Jones (91)  
 RT Tony Brown (97)  
 RE Dave Ball (98)  
 LLB Gerald McRath (51)  
 MLB Stephen Tulloch (55)  
 RLB Will Witherspoon (92)  
 LCB Alterraun Verner (20)  
 RCB Cortland Finnegan (31)  
 SS Chris Hope (24)  
 FS Michael Griffin (33)

**SPECIALISTS**

K Rob Bironas (2)  
 P Brett Kern (6)  
 KR/PR Marc Mariani (83)

**Pro Bowl**

All-Pro

**GM:** Mike Reinfeldt; **Head Coach:** Jeff Fisher  
**Asst. Coaches:** Mike Heimerdinger (off. coord.), Chuck Cecil (def. coord.), Craig Johnson (asst. head coach/RB), Dave McGinnis (asst. head coach/LB), Steve Watterson (asst. head coach/strength & conditioning), Marty Galbraith (ST asst.), Fred Graves (WR), Tim Hauck (asst. secondary), Dowell Loggains (QB/passing game), Alan Lowry (ST), Mike Munchak (OL), Marcus Robertson (secondary), Rayna Stewart (def. asst./qual ctl.), Jim Washburn (DL), Rachie Weissman (qual. control/off.), John Zernelt (TE)

**AMERICAN FOOTBALL CONFERENCE STANDINGS**

AFC EAST	W	L	T	Pct
New England	14	2	0	.875
* New York Jets	11	5	0	.688
Miami	7	9	0	.438
Buffalo	4	12	0	.250
AFC NORTH	W	L	T	Pct
Pittsburgh	12	4	0	.750
* Baltimore	12	4	0	.750
Cleveland	5	11	0	.313
Cincinnati	4	12	0	.250
AFC SOUTH	W	L	T	Pct
Indianapolis	10	6	0	.625
Jacksonville	8	8	0	.500
Houston	6	10	0	.375
<b>Tennessee</b>	<b>6</b>	<b>10</b>	<b>0</b>	<b>.375</b>
AFC WEST	W	L	T	Pct
Kansas City	10	6	0	.625
San Diego	9	7	0	.563
Oakland	8	8	0	.500
Denver	4	12	0	.250

**NATIONAL FOOTBALL CONFERENCE STANDINGS**

NFC EAST	W	L	T	Pct
Philadelphia	10	6	0	.625
New York Giants	10	6	0	.625
Dallas	6	10	0</	

## 2009 SEASON (8-8 REGULAR SEASON, 0-0 PLAYOFFS) • 3RD PLACE AFC SOUTH

DATE	OPPONENT	SCORE	W/L	ATT
Sep. 10	at Pittsburgh	10-13*	L	65,110
Sep. 20	HOUSTON	31-34	L	69,143
Sep. 27	at NY Jets	17-24	L	75,863
Oct. 4	at Jacksonville	17-37	L	49,014
Oct. 11	INDIANAPOLIS	9-31	L	69,143
Oct. 18	at New England	0-59	L	68,756
Oct. 25	BYE			
Nov. 1	JACKSONVILLE	30-13	W	69,143
Nov. 8	at San Francisco	34-27	W	69,732
Nov. 15	BUFFALO	41-17	W	69,143
Nov. 23	at Houston	20-17	W	71,153
Nov. 29	ARIZONA	20-17	W	69,143
Dec. 6	at Indianapolis	17-27	L	66,321
Dec. 13	ST. LOUIS	47-7	W	69,143
Dec. 20	MIAMI	27-24*	W	69,143
Dec. 25	SAN DIEGO	17-42	L	69,143
Jan. 3	at Seattle	17-13	W	67,002

\* Overtime

	TITANS	OPP
<b>Total First Downs</b>	<b>288</b>	<b>323</b>
Rushing	115	89
Passing	154	210
Penalty	19	24
3rd Down: Made/Att	89/214	89/218
3rd Down Pct.	41.6	40.8
4th Down: Made/Att	12/22	12/17
4th Down Pct.	54.5	70.6
<b>Possession Avg.</b>	<b>28:27</b>	<b>31:33</b>
<b>Total Net Yards</b>	<b>5623</b>	<b>5850</b>
Avg. Per Game	351.4	365.6
Total Plays	990	1038
Avg. Per Play	5.7	5.6
<b>Net Yards Rushing</b>	<b>2592</b>	<b>1711</b>
Avg. Per Game	162.0	106.9
Total Rushes	499	402
<b>Net Yards Passing</b>	<b>3031</b>	<b>4139</b>
Avg. Per Game	189.4	258.7
Sacked/Yards Lost	15/73	32/224
Gross Yards	3104	4363
Att./Completions	476/271	604/404
Completion Pct.	56.9	66.9
Had Intercepted	15	20
<b>Punts/Average</b>	<b>69/43.4</b>	<b>76/44.3</b>
<b>Net Punting Avg.</b>	<b>69/38.7</b>	<b>76/39.5</b>
Penalties/Yards	98/821	94/724
<b>Fumbles/Ball Lost</b>	<b>27/16</b>	<b>20/7</b>
<b>Touchdowns</b>	<b>39</b>	<b>48</b>
Rushing	19	16
Passing	16	31
Returns	4	1

BY PERIODS	1	2	3	4	OT	PTS
Titans	77	103	67	104	3	354
Opponents	82	169	77	71	3	402

SCORING	TD	RU	PA	RT	PAT	FG	S	TP
Bironas	0	0	0	0	37/37	27/32	0	118
Johnson	16	14	2	0	0	0	0	98
Washington	6	0	6	0	0	0	0	36
Britt	3	0	3	0	0	0	0	18
Gage	3	0	3	0	0	0	0	18
Fuller	2	0	0	2	0	0	0	12
White	2	2	0	0	0	0	0	12
Young	2	2	0	0	0	0	0	12
Collins	1	1	0	0	0	0	0	6
Crumpler	1	0	1	0	0	0	0	6
Finnegan	1	0	0	1	0	0	0	6
Hood	1	0	0	1	0	0	0	6
Scaife	1	0	1	0	0	0	0	6
<b>Titans</b>	<b>39</b>	<b>19</b>	<b>16</b>	<b>4</b>	<b>37/37</b>	<b>27/32</b>	<b>0</b>	<b>354</b>
<b>Opp.</b>	<b>48</b>	<b>16</b>	<b>31</b>	<b>1</b>	<b>46/47</b>	<b>22/27</b>	<b>0</b>	<b>402</b>

2-Pt Conversions: Johnson, Titans 1-2, Opponents 1-1

**FUM/Lost:** Young 8/2, Mouton 4/2, Collins 3/2, Johnson 3/3, Hall 2/2, Britt 1/1, Crumpler 1/1, Finnegan 1/0, Pearman 1/1, Scaife 1/1, Washington 1/0, White 1/1

RUSHING	No	Yds	Avg	Lg	TD
Johnson	358	2006	5.6	91t	14
Young	55	281	5.1	44	2
White	64	222	3.5	11	2
Ringer	8	48	6.0	32	0
Collins	11	15	1.4	10t	1
Washington	2	15	7.5	14	0
Hall	1	5	5.0	5	0
<b>Team</b>	<b>499</b>	<b>2592</b>	<b>5.2</b>	<b>91t</b>	<b>19</b>
<b>Opponents</b>	<b>402</b>	<b>1711</b>	<b>4.3</b>	<b>80t</b>	<b>16</b>

PASSING	Att	Cmp	Pct	Yards	Yds/Att	TD	Int	Lg	Sk/Yds	Rating
Young	259	152	58.7	1879	7.25	10	7	66t	9/36	82.8
Collins	216	119	55.1	1225	5.67	6	8	69t	6/37	65.5
Johnson	1	0	0.0	0	0.00	0	0	---	0/0	39.6
<b>Team</b>	<b>476</b>	<b>271</b>	<b>56.9</b>	<b>3104</b>	<b>6.52</b>	<b>16</b>	<b>15</b>	<b>69t</b>	<b>15/73</b>	<b>74.8</b>
<b>Opponents</b>	<b>604</b>	<b>404</b>	<b>66.9</b>	<b>4363</b>	<b>7.22</b>	<b>31</b>	<b>20</b>	<b>72t</b>	<b>32/224</b>	<b>91.2</b>

RECEIVING	No	Yds	Avg	Lg	TD
Johnson	50	503	10.1	69t	2
Washington	47	569	12.1	35	6
Scaife	45	440	9.8	27	1
Britt	42	701	16.7	57	3
Gage	28	383	13.7	49	3
Crumpler	27	222	8.2	27	1
Hall	12	79	6.6	15	0
Cook	9	74	8.2	17	0
Hawkins	7	110	15.7	32	0
White	3	14	4.7	7	0
M. Jones	1	9	9.0	9	0
<b>Team</b>	<b>271</b>	<b>3104</b>	<b>11.5</b>	<b>69t</b>	<b>16</b>
<b>Opponents</b>	<b>404</b>	<b>4363</b>	<b>10.8</b>	<b>72t</b>	<b>31</b>

INTERCEPTIONS	No	Yds	Avg	Lg	TD
Finnegan	5	194	38.8	80	1
Hood	3	91	30.3	43	1
Fuller	3	71	23.7	45t	2
Bulluck	3	45	15.0	23	0
Hope	3	24	8.0	24	0
Harper	1	4	4.0	4	0
Griffin	1	3	3.0	3	0
McRath	1	1	1.0	1	0
<b>Team</b>	<b>20</b>	<b>433</b>	<b>21.7</b>	<b>80</b>	<b>4</b>
<b>Opponents</b>	<b>15</b>	<b>121</b>	<b>8.1</b>	<b>26</b>	<b>0</b>

PUNTING	No	Yds	Avg	Net	TB	In	Lg	B
Kern LG	64	2910	45.5	38.5	10	27	67	0
Kern TM	37	1665	45.0	41.4	4	18	67	0
Hodges TM	22	868	39.5	31.8	2	1	50	0
Hentrich	9	422	46.9	44.1	0	3	60	0
Bironas	1	40	40.0	40.0	0	0	40	0
<b>Team</b>	<b>69</b>	<b>2995</b>	<b>43.4</b>	<b>38.7</b>	<b>6</b>	<b>22</b>	<b>67</b>	<b>0</b>
<b>Opponents</b>	<b>76</b>	<b>3364</b>	<b>44.3</b>	<b>39.5</b>	<b>7</b>	<b>32</b>	<b>64</b>	<b>0</b>

PUNT RETURNS	No	FC	Yds	Avg	Lg	TD
Pearman	11	8	112	10.2	18	0
Kaesviharn	9	8	34	3.8	10	0
Mouton	6	3	37	6.2	15	0
Finnegan	4	1	14	3.5	11	0
M. Jones	3	2	23	7.7	15	0
<b>Team</b>	<b>33</b>	<b>22</b>	<b>220</b>	<b>6.7</b>	<b>18</b>	<b>0</b>
<b>Opponents</b>	<b>29</b>	<b>17</b>	<b>208</b>	<b>7.2</b>	<b>37</b>	<b>0</b>

KICKOFF RETURNS	No	Yds	Avg	Lg	TD
Britt	24	523	21.8	56	0
M. Jones	13	264	20.3	27	0
Ringer	9	181	20.1	25	0
Pearman	8	174	21.8	27	0
Griffin	6	143	23.8	31	0
Crumpler	3	20	6.7	15	0
McCourty	3	72	24.0	27	0
Hall	1	12	12.0	12	0
Mouton	1	14	14.0	14	0
Stevens	1	14	14.0	14	0
<b>Team</b>	<b>69</b>	<b>1417</b>	<b>20.5</b>	<b>56</b>	<b>0</b>
<b>Opponents</b>	<b>71</b>	<b>1714</b>	<b>24.1</b>	<b>99t</b>	<b>1</b>

FIELD GOALS	1-19	20-29	30-39	40-49	50+
Bironas	0/0	8/8	4/6	10/12	5/6
<b>Team</b>	<b>0/0</b>	<b>8/8</b>	<b>4/6</b>	<b>10/12</b>	<b>5/6</b>
<b>Opponents</b>	<b>0/0</b>	<b>9/9</b>	<b>8/9</b>	<b>4/6</b>	<b>1/3</b>

**Bironas/Titans:** (37N,31B,45G) (40G) (38G) (29G) (49G,43G, 46G) () (48G,25G,45G) (21G,28G) (38G,60N,51G) (50G, 49N,53G) (52G,24G) (20G) (27G,34G,36G,50G) (24G,46G) (46G) (47N,47G)

**Opponents:** (32G,33G) (38G,23G) (30G) (22G,50G,55N,33G) (23G) (39N,33G) () (40G,25G) (25G) (49N,26G,49N) (41G) (43G,52N,36G) () (23G,28G,45G) () (35G,20G)

**SACKS**  
 Ford 5.5, T. Brown 5, Hayes 4, J. Jones 4, Vanden Bosch 3, Hope 2, Tulloch 2, Fuller 1, Griffin 1, Kearse 1, Marks 1, Thornton 1, (group) 1, Hays 0.5  
**Titans 32, Opponents 15**

**TACKLES (Solo-Assists-Total)**  
 Tulloch (95-37-132), Bulluck (83-35-118), Griffin (62-46-108), Hope (70-25-95), Vanden Bosch (41-45-86), W. Hayes (51-31-82), Harper (69-8-77), Finnegan (57-19-76), Brown (36-25-61), Thornton (46-14-60), J. Haye (29-26-55), Vickerson (24-25-49), Ball (19-19-38), Ford (22-16-38), McRath (25-13-38), Fuller (25-8-33), McCourty (20-10-30), Marks (9-14-23), J. Jones (15-6-21), Hood (14-4-18), Mouton (9-8-17), Allred (6-9-15), Kaesviharn (10-3-13), Kearse (5-6-11), C. Williams (5-2-7), Amato (0-0-0), Kegl (0-0-0), Nickey (0-0-0)  
**Team Totals: 847-454-1,301**

USUAL STARTING LINEUP	
<b>OFFENSE</b>	
WR	Nate Washington (85)
LT	Michael Roos (71)
LG	Eugene Amaco (54)
<b>C</b>	<b>Kevin Mawae (68)</b>
RG	Jake Scott (73)
RT	David Stewart (76)
TE	Bo Scaife (80)/Alge Crumpler (83)
WR	Justin Gage (12)
FB	Ahmad Hall (45)
<b>QB</b>	<b>Vince Young (10)</b>
<b>RB</b>	<b>Chris Johnson (28)</b>
<b>DEFENSE</b>	
LE	William Hayes (95)
LT	Jovan Haye (75)
RT	Tony Brown (97)
<b>RE</b>	<b>Kyle Vanden Bosch (93)</b>
LLB	David Thornton (50)
MLB	Stephen Tulloch (55)
RLB	Keith Bulluck (53)
LCB	Nick Harper (20)
RCB	Cortland Finnegan (31)
SS	Chris Hope (24)
FS	Michael Griffin (33)
<b>SPECIALISTS</b>	
K	Rob Bironas (2)
P	Brett Kern (6)
<b>Pro Bowl</b>	
<u>All-Pro</u>	
<b>GM:</b> Mike Reinfeldt; <b>Head Coach:</b> Jeff Fisher	
<b>Asst. Coaches:</b> Mike Heimerdinger (off. coord.), Chuck Cecil (def. coord.), Dave McGinnis (asst. head coach/LB), Steve Watterson (asst. head coach/strength & conditioning), Earnest Byner (RB), Marty Galbraith (ST asst.), Fred Graves (WR), Tim Hauck (asst. secondary), Craig Johnson (QB), Dowell Loggains (off. qual. ctl.), Alan Lowry (ST), Mike Munchak (OL), Marcus Robertson (secondary), Rayna Stewart (def. asst./qual. ctl.), Jim Washburn (DL), Richie Wessman (off. asst.), John Zernelt (TE)	

AMERICAN FOOTBALL CONFERENCE STANDINGS				
<b>AFC EAST</b>	<b>W</b>	<b>L</b>	<b>T</b>	<b>Pct</b>
New England	10	6	0	.625
* N.Y. Jets	9	7	0	.563
Miami	7	9	0	.438
Buffalo	6	10	0	.375
<b>AFC NORTH</b>	<b>W</b>	<b>L</b>	<b>T</b>	<b>Pct</b>
Cincinnati	10	6	0	.625
* Baltimore	9	7	0	.563
Pittsburgh	9	7	0	.563
Cleveland	5	11	0	.313
<b>AFC SOUTH</b>	<b>W</b>	<b>L</b>	<b>T</b>	<b>Pct</b>
Indianapolis	14	2	0	.875
Houston	9	7	0	.563
<b>Tennessee</b>	<b>8</b>	<b>8</b>	<b>0</b>	<b>.500</b>
Jacksonville	7	9	0	.438
<b>AFC WEST</b>	<b>W</b>	<b>L</b>	<b>T</b>	<b>Pct</b>
San Diego	13	3	0	.813
Denver	8	8	0	.500
Oakland	5	11	0	.313
Kansas City	4	12	0	.250

NATIONAL FOOTBALL CONFERENCE STANDINGS				
<b>NFC EAST</b>	<b>W</b>	<b>L</b>	<b>T</b>	<b>Pct</b>
Dallas	11	5	0	.688
* Philadelphia	11	5	0	.688
N.Y. Giants	8	8	0	.500
Washington	4	12	0	.250
<b>NFC NORTH</b>	<b>W</b>	<b>L</b>	<b>T</b>	<b>Pct</b>
Minnesota	12	4	0	.813
* Green Bay	11	5	0	.688
Chicago	7	9	0	.438
Detroit	2	14	0	.125
<b>NFC SOUTH</b>	<b>W</b>	<b>L</b>	<b>T</b>	<b>Pct</b>
New Orleans	13	3	0	.813
Atlanta	9	7	0	.563
Carolina	8	8	0	.500
Tampa Bay	3	13	0	.188
<b>NFC WEST</b>	<b>W</b>	<b>L</b>	<b>T</b>	<b>Pct</b>
Arizona	10	6	0	.625
San Francisco	8	8	0	.500
Seattle	5	11	0	.313
St. Louis				

## 2008 SEASON (13-3 REGULAR SEASON, 0-1 PLAYOFFS) • 1ST PLACE AFC SOUTH

DATE	OPPONENT	SCORE	W/L	ATT
Sep. 7	JACKSONVILLE	17-10	W	69,143
Sep. 14	at Cincinnati	24-7	W	65,540
Sep. 21	HOUSTON	31-12	W	69,143
Sep. 28	MINNESOTA	30-17	W	69,143
Oct. 5	at Baltimore	13-10	W	71,131
Oct 12	BYE			
Oct. 19	at Kansas City	34-10	W	74,200
Oct. 27	INDIANAPOLIS	31-21	W	69,143
Nov. 2	GREEN BAY	19-16*	W	69,143
Nov. 9	at Chicago	21-14	W	62,124
Nov. 16	at Jacksonville	24-14	W	65,258
Nov. 23	NY JETS	13-34	L	69,143
Nov. 27	at Detroit	47-10	W	60,112
Dec. 7	CLEVELAND	28-9	W	69,143
Dec. 14	at Houston	12-13	L	70,831
Dec. 21	PITTSBURGH	31-14	W	69,143
Dec. 28	at Indianapolis	0-23	L	66,721
Jan. 10	BALTIMORE	10-13	L	69,143

\* Overtime

	TITANS	OPP
<b>Total First Downs</b>	<b>268</b>	<b>276</b>
Rushing	108	81
Passing	143	166
Penalty	17	29
3rd Down: Made/Att	78/216	79/226
3rd Down Pct.	36.1	35.0
4th Down: Made/Att	5/11	8/18
4th Down Pct.	45.5	44.4
<b>Possession Avg.</b>	<b>29:09</b>	<b>30:51</b>
<b>Total Net Yards</b>	<b>5018</b>	<b>4698</b>
Avg. Per Game	313.6	293.6
Total Plays	973	1022
Avg. Per Play	5.2	4.6
<b>Net Yards Rushing</b>	<b>2199</b>	<b>1502</b>
Avg. Per Game	137.4	93.9
Total Rushes	508	403
Avg. Per Play	4.3	3.7
<b>Net Yards Passing</b>	<b>2819</b>	<b>3196</b>
Avg. Per Game	176.2	199.8
Sacked/Yards Lost	12/83	44/262
Gross Yards	2902	3458
Att./Comp.	453/265	575/342
Completion Pct.	58.5	59.5
Had Intercepted	9	20
<b>Punts/Average</b>	<b>87/42.8</b>	<b>87/42.3</b>
<b>Net Punting Avg.</b>	<b>36.5</b>	<b>36.2</b>
<b>Penalties/Yards</b>	<b>108/855</b>	<b>93/750</b>
<b>Fumbles/Ball Lost</b>	<b>18/8</b>	<b>28/11</b>
<b>Touchdowns</b>	<b>41</b>	<b>25</b>
Rushing	24	12
Passing	13	12
Returns	4	1

BY PERIODS	1	2	3	4	OT	PTS
Titans	63	119	67	123	3	375
Opponents	49	87	34	64	0	234

SCORING	TD	RU	PA	RT	PAT	FG	S	TP
Bironas	0	0	0	0	40/40	29/33	0	127
White	15	15	0	0	0/0	0/0	0	90
Johnson	10	9	1	0	0/0	0/0	0	60
Gage	6	0	0	0/0	0/0	0/0	0	36
Hall	2	0	2	0/0	0/0	0/0	0	14
Scaife	2	0	2	0/0	0/0	0/0	0	12
Griffin	1	0	2	1/0	0/0	0/0	0	6
Ball	1	0	0	1/0	0/0	0/0	0	6
Jones	1	0	1	0/0	0/0	0/0	0	6
Finnegan	1	0	0	1/0	0/0	0/0	0	6
Bulluck	1	0	0	1/0	0/0	0/0	0	6
Crumpler	1	0	1	0/0	0/0	0/0	0	6
Titans	41	24	13	4	40/40	29/33	0	375
Opponents	25	12	12	1	24/24	20/30	0	234

2-point conversions: Hall, Titans 1-1, Opponents 0-1

FUM/Lost: Collins 5/1, Carr 2/0, McCarreins 2/2, Young 2/0, Crumpler 1/0, Hall 1/1, Henrich 1/1, C. Johnson 1/1, Mawae 1/1, Scaife 1/0, White 1/1

RUSHING	No	Yds	Avg	Lg	TD
Johnson	251	1228	4.9	66t	9
White	200	773	3.9	80t	15
Ganther	9	61	6.8	22	0
Collins	25	49	2.0	17	0
Jones	2	35	17.5	28	0
Young	8	27	3.4	8	0
Hall	8	21	2.6	6	0
McCarreins	2	8	4.0	4	0

PASSING	Att	Cmp	Pct	Yards	Yds/Att	TD	Int	Lg	Sk/Yds	Rating
K.Collins	415	242	58.3	2676	6.4	12	7	56t	8/60	80.2
V.Young	36	22	61.1	219	6.1	1	2	54	3/13	64.5
C.Simms	2	1	50.0	7	3.5	0	0	7	1/10	78.8
Titans	453	265	58.5	2902	6.4	13	9	56t	12/83	78.8
Opponents	575	342	59.5	3458	6.0	12	20	65	44/262	69.2

Henry	1	3	3.0	3	0
Henrich	2	6	-3.0	0	0
<b>Titans</b>	<b>508</b>	<b>2199</b>	<b>4.3</b>	<b>80t</b>	<b>24</b>
<b>Opponents</b>	<b>403</b>	<b>1502</b>	<b>3.7</b>	<b>61t</b>	<b>12</b>

RECEIVING	No	Yds	Avg	Lg	TD
Scaife	58	561	9.7	44	2
Johnson	43	260	6.0	25	1
Jones	41	449	11.0	40	1
Gage	34	651	19.1	56t	6
McCarreins	30	412	13.7	37	0
Crumpler	24	257	10.7	28	1
Hall	13	138	10.6	54	2
Hawkins	7	68	9.7	19	0
Ganther	6	43	7.2	15	0
White	5	16	3.2	7	0
Davis	2	31	15.5	21	0
Stevens	1	9	9.0	9	0
Williams	1	7	7.0	7	0
<b>Titans</b>	<b>265</b>	<b>2902</b>	<b>11.0</b>	<b>56t</b>	<b>13</b>
<b>Opponents</b>	<b>342</b>	<b>3458</b>	<b>10.1</b>	<b>65</b>	<b>12</b>

INTERCEPTIONS	No	Yds	Avg	Lg	TD
Griffin	7	172	24.6	83t	1
Finnegan	5	100	20.0	99t	1
Hope	4	53	13.3	39	0
Harper	2	11	5.5	15.0	0
Ball	1	15	15.0	15t	1
Carr	1	0	0.0	0	0
Titans	20	351	17.6	99t	3
Opponents	9	88	9.8	33	0

PUNTING	No	Yds	Avg	Net	TB	In	Lg	B
Henrich	87	3725	42.8	36.5	13	27	75	0
<b>Titans</b>	<b>87</b>	<b>3725</b>	<b>42.8</b>	<b>36.5</b>	<b>13</b>	<b>27</b>	<b>75</b>	<b>0</b>
<b>Opponents</b>	<b>87</b>	<b>3676</b>	<b>42.3</b>	<b>36.2</b>	<b>10</b>	<b>28</b>	<b>66</b>	<b>1</b>

PUNT RETURNS	No	FC	Yds	Avg	Lg	TD
Carr	32	20	323	10.1	44	0
Davis	2	1	6	3.0	9	0
Titans	34	21	329	9.7	44	0
Opponents	32	20	290	9.1	34	0

KICKOFF RETURNS	No	Yds	Avg	Lg	TD
Carr	35	984	28.1	52	0
Hawkins	7	130	18.6	23	0
Davis	4	119	29.8	33	0
Griffin	2	32	16.0	28	0
Hall	2	21	10.5	13	0
Johnson	1	17	17.0	17	0
Stevens	1	16	16.0	16	0
Titans	52	1319	25.4	52	0
Opponents	61	1524	25.0	59	0

FIELD GOALS	1-19	20-29	30-39	40-49	50+
Bironas	0-0	6-6	7-7	15-19	1-1
Titans	0-0	6-6	7-7	15-19	1-1
Opponents	0-0	9-10	6-10	4-8	1-2

Bironas/Titans: (47G) (34G) (44G) (20G, 32G, 49G) (35G, 26G) (49G, 46G) (34G, 44G, 43N, 48G) (31G, 25G, 22G, 47N, 41G) (49N) (32G) (43G, 49G) (49G, 41G, 45G, 43G) (1) (26G, 23G, 51G, 34G, (42G) (48N))  
 Opponents: (37N,27G) (37N) (44G, 24G) (42G, 48N) (38G, 45N) (39N, 50N, 26G) (1) (23G, 25G, 38G) (48B) (1) (20G, 30G) (53G) (47G, 41G, 44N, 39G) (32G, 26N, 24G) (33N) (28G, 21G, 38G)

SACKS  
 Haynesworth 8.5, Ford 7, J. Jones 5, Ball 4.5, Vanden Bosch 4.5, Brown 4, Kearse 3.5, Vickerson 1.5, Finnegan 1, Griffin 1, Hayes 1, Hope 1, Tulloch 1, Bulluck 0.5  
 Titans 44, Opponents 12

TACKLES (Solo-Assists-Total)  
 Bulluck (83-37-120), Tulloch (62-36-98), Hope (71-22-93), Thornton (63-30-93), Griffin (49-32-81), Harper (70-10-80), Finnegan (61-18-79), Haynesworth (45-30-75), Brown (41-32-73), Ball (22-29-51), Jones (28-21-49), Kearse (35-13-48), Vanden Bosch (16-30-46), Ford (27-18-45), Fuller (35-8-43), Carr (24-9-33), Fowler (14-13-27), Vickerson (10-13-23), Hayes (13-8-21), King (9-1-10), Allred (7-1-8), Nickey (3-3-6), Kegl (3-2-5), Stamer (1-1-2), Amato (0-0-0), Gordon (0-0-0), Hill (0-0-0), Williams (0-0-0)  
 Team Totals: 792-417-1209

USUAL STARTING LINEUP	
<b>OFFENSE</b>	
WR	Justin McCareins (19)
LT	<b>Michael Roos (71)</b>
LG	Eugene Amanoa (54)
C	<b>Kevin Mawae (68)</b>
RG	Jake Scott (73)
RT	David Stewart (76)
TE	Alge Crumpler (83)
WR	Justin Gage (12)
FB	Ahmad Hall (45)
QB	<b>Kerry Collins (5)</b>
RB	<b>Chris Johnson (28)</b>
<b>DEFENSE</b>	
LE	Jevon Kearse (90)
LT	Tony Brown (97)
RT	<b>Albert Haynesworth (92)</b>
RE	Kyle Vanden Bosch (93)
LLB	David Thornton (50)
MLB	Stephen Tulloch (55)
RLB	Keith Bulluck (53)
LCB	Nick Harper (20)
RCB	<b>Cortland Finnegan (31)</b>
SS	<b>Chris Hope (24)</b>
FS	<b>Michael Griffin (33)</b>
<b>SPECIALISTS</b>	
K	Rob Bironas (2)
P	Craig Henrich (15)
<b>Pro Bowl</b>	
All-Pro	

GM: Mike Reinfeldt; Head Coach: Jeff Fisher  
 Asst. Coaches: Mike Heimerdinger (off. coord.), Jim Schwartz (def. coord.), Dave McGinnis (asst. head coach/LB), Bart Andrus (off. asst.), Matt Burke (def. asst./qual. ct.), Earnest Byner (RB), Chuck Cecil (DB), Marty Galbraith (ST asst.), Fred Graves (WR), Craig Johnson (QB), Dowell Loggains (off. qual. ct.), Alan Lowry (ST), Mike Munchak (OL), Marcus Robertson (asst. secondary), Jim Washburn (DL), Steve Watterson (asst. head coach/strength & conditioning), John Zernhelm (TE)

AMERICAN FOOTBALL CONFERENCE STANDINGS				
<b>AFC EAST</b>	W	L	T	Pct
Miami	11	5	0	.688
New England	11	5	0	.688
N.Y. Jets	9	7	0	.563
Buffalo	7	9	0	.438
<b>AFC NORTH</b>	W	L	T	Pct
Pittsburgh	12	4	0	.750
* Baltimore	11	5	0	.688
Cincinnati	4	11	0	.281
Cleveland	4	12	0	.250
<b>AFC SOUTH</b>	W	L	T	Pct
<b>Tennessee</b>	<b>13</b>	<b>3</b>	<b>0</b>	<b>.813</b>
* Indianapolis	12	4	0	.750
Houston	8	8	0	.500
Jacksonville	5	11	0	.313
<b>AFC WEST</b>	W	L	T	Pct
San Diego	8	8	0	.500
Denver	8	8	0	.500
Oakland	5	11	0	.313
Kansas City	2	14	0	.125

NATIONAL FOOTBALL CONFERENCE STANDINGS				
<b>NFC EAST</b>	W	L	T	Pct
N.Y. Giants	12	4	0	.750

### 2007 SEASON (10-6 REGULAR SEASON, 0-1 PLAYOFFS) • 3RD PLACE AFC SOUTH

DATE	OPPONENT	SCORE	W/L	ATT
Sep. 9	at Jacksonville	13-10	W	65,437
Sep. 16	INDIANAPOLIS	20-22	L	69,143
Sep. 24	at New Orleans	31-14	W	70,002
Sep. 30	BYE			
Oct. 7	ATLANTA	20-13	W	69,143
Oct. 14	at Tampa Bay	10-13	L	65,347
Oct. 21	at Houston	38-36	W	70,734
Oct. 28	OAKLAND	13-9	W	69,143
Nov. 4	CAROLINA	20-7	W	69,143
Nov. 11	JACKSONVILLE	13-28	L	69,143
Nov. 19	at Denver	20-34	L	76,590
Nov. 25	at Cincinnati	6-35	L	65,489
Dec. 2	HOUSTON	28-20	W	69,143
Dec. 9	SAN DIEGO	17-23*	L	69,143
Dec. 16	at Kansas City	26-17	W	74,976
Dec. 23	N.Y. JETS	10-6	W	69,143
Dec. 30	at Indianapolis	16-10	W	57,202
Jan. 6	at San Diego	6-17	L	65,640

\* Overtime

	TITANS	OPP
<b>Total First Downs</b>	<b>306</b>	<b>268</b>
Rushing	118	80
Passing	171	165
Penalty	17	23
3rd Down: Made/Att	89/217	97/230
3rd Down Pct.	41.0	42.2
4th Down: Made/Att	2/11	8/16
4th Down Pct.	18.2	50.0
<b>Possession Avg.</b>	<b>31:38</b>	<b>28:22</b>
<b>Total Net Yards</b>	<b>4987</b>	<b>4665</b>
Avg. Per Game	311.7	291.6
Total Plays	1037	978
Avg. Per Play	4.8	4.8
<b>Net Yards Rushing</b>	<b>2109</b>	<b>1478</b>
Avg. Per Game	131.8	92.4
Total Rushes	543	369
Avg. Per Play	3.9	4.0
<b>Net Yards Passing</b>	<b>2878</b>	<b>3187</b>
Avg. Per Game	179.9	199.2
Sacked/Yards Lost	30/199	40/241
Gross Yards	3077	3428
Att./Comp.	464/288	569/349
Completion Pct.	62.1	61.3
Had Intercepted	17	22
<b>Punts/Average</b>	<b>73/41.9</b>	<b>81/44.6</b>
<b>Net Punting Avg.</b>	<b>36.5</b>	<b>37.6</b>
<b>Penalties/Yards</b>	<b>101/773</b>	<b>90/745</b>
<b>Fumbles/Ball Lost</b>	<b>32/17</b>	<b>26/12</b>
<b>Touchdowns</b>	<b>28</b>	<b>35</b>
Rushing	17	11
Passing	9	21
Returns	2	3

BY PERIODS	1	2	3	4	OT	PTS
<b>Titans</b>	<b>59</b>	<b>64</b>	<b>98</b>	<b>80</b>	<b>0</b>	<b>301</b>
<b>Opponents</b>	<b>65</b>	<b>78</b>	<b>64</b>	<b>84</b>	<b>6</b>	<b>297</b>

SCORING	TD	RU	PA	RT	PAT	FG	S	TP
Bironas	0	0	0	0	28/28	35/39	0	133
White	7	7	0	0	0/0	0/0	0	42
C.Brown	5	5	0	0	0/0	0/0	0	30
R.Williams	4	0	4	0	0/0	0/0	0	24
Young	3	3	0	0	0/0	0/0	0	18
Henry	2	2	0	0	0/0	0/0	0	12
Jones	2	0	2	0	0/0	0/0	0	12
Fuller	2	0	0	2	0/0	0/0	0	12
Gage	2	0	2	0	0/0	0/0	0	12
Scaife	1	0	1	0	0/0	0/0	0	6
<b>Titans</b>	<b>28</b>	<b>17</b>	<b>9</b>	<b>2</b>	<b>28/28</b>	<b>35/39</b>	<b>0</b>	<b>301</b>
<b>Opponents</b>	<b>35</b>	<b>11</b>	<b>21</b>	<b>3</b>	<b>31/33</b>	<b>18/25</b>	<b>0</b>	<b>297</b>

2-Pt Conversions: Titans 0-0, Opponents 1-1

FUM/LOST: Young 10/3, Davis 6/3, White 5/5, Mawae 2/1, Scaife 2/2, Bell 1/1, C. Brown 1/1, Bulluck 1/0, Collins 1/1, Gage 1/0, Griffin 1/0, B. Jones 1/0, M. Williams (LG) 1/1

RUSHING	No	Yds	Avg	Lg	TD
White	303	1110	3.7	28	7
C.Brown	102	462	4.5	42	5
Young	93	395	4.2	21	3
Henry	31	119	3.8	24	2
Jones	2	37	18.5	19	0
Davis	2	19	9.5	14	0
Hall	1	8	8.0	8	0
Barclay	1	3	3.0	3	0
Troupe	1	-1	-1.0	-1	0
Collins	3	-3	-1.0	-1	0

PASSING	Att	Cmp	Pct	Yards	Yds/Att	TD	Int	Lg	Sk/Yds	Rating
Young	382	238	62.3	2546	6.7	9	17	73	25/157	71.1
Collins	82	50	61.0	531	6.5	0	0	46	5/42	79.9
<b>Titans</b>	<b>464</b>	<b>268</b>	<b>62.1</b>	<b>3077</b>	<b>6.6</b>	<b>9</b>	<b>17</b>	<b>73</b>	<b>30/199</b>	<b>72.6</b>
<b>Opponents</b>	<b>569</b>	<b>349</b>	<b>61.3</b>	<b>3428</b>	<b>6.0</b>	<b>21</b>	<b>22</b>	<b>69t</b>	<b>40/241</b>	<b>74.5</b>

Hentrich	1	-8	-8.0	-8	0
Bell	1	-15	-15.0	-15	0
R.Williams	2	-17	-8.5	-6	0
<b>Titans</b>	<b>543</b>	<b>2109</b>	<b>3.9</b>	<b>42</b>	<b>17</b>
<b>Opponents</b>	<b>369</b>	<b>1478</b>	<b>4.0</b>	<b>62t</b>	<b>11</b>

RECEIVING	No	Yds	Avg	Lg	TD
Gage	55	750	13.6	73	2
R.Williams	55	719	13.1	48	4
Scaife	46	421	9.2	26	1
Moulds	32	342	10.7	46	0
Jones	21	248	11.8	35t	2
White	20	114	5.7	15	0
C.Brown	19	128	6.7	16	0
Hartstock	12	138	11.5	27	0
Hall	9	60	6.7	11	0
Henry	6	53	8.8	18	0
Troupe	5	47	9.4	13	0
Davis	5	38	7.6	13	0
Barclay	2	13	6.5	7	0
Ealy	1	6	6.0	6	0
<b>Titans</b>	<b>288</b>	<b>3077</b>	<b>10.7</b>	<b>73</b>	<b>9</b>
<b>Opponents</b>	<b>349</b>	<b>3428</b>	<b>9.8</b>	<b>69t</b>	<b>21</b>

INTERCEPTIONS	No	Yds	Avg	Lg	TD
Bulluck	5	63	12.6	35	0
Harper	3	62	20.7	32	0
Griffin	3	3	1.0	3	0
Fuller	2	137	68.5	76t	2
Hope	2	45	22.5	45	0
Lowry	2	18	9.0	17	0
Thornton	2	16	8.0	11	0
Finnegan	1	14	14.0	14	0
Hill	1	0	0.0	0	0
LaBoy	1	0	0.0	0	0
<b>Titans</b>	<b>22</b>	<b>358</b>	<b>16.3</b>	<b>76t</b>	<b>2</b>
<b>Opponents</b>	<b>17</b>	<b>116</b>	<b>6.8</b>	<b>23</b>	<b>0</b>

PUNTING	No	Yds	Avg	Net	TB	In	Lg	B
Hentrich	70	2939	42.0	36.5	6	24	66	0
Miller	3	121	40.3	37.0	0	1	52	0
<b>Titans</b>	<b>73</b>	<b>3060</b>	<b>41.9</b>	<b>36.5</b>	<b>6</b>	<b>25</b>	<b>66</b>	<b>0</b>
<b>Opponents</b>	<b>81</b>	<b>3615</b>	<b>44.6</b>	<b>37.6</b>	<b>10</b>	<b>23</b>	<b>70</b>	<b>0</b>

PUNT RETURNS	No	FC	Yds	Avg	Lg	TD
Davis	31	12	293	9.5	39	0
Jones	6	0	29	4.8	13	0
Barclay	3	1	34	11.3	19	0
Finnegan	2	3	11	5.5	9	0
<b>Titans</b>	<b>42</b>	<b>16</b>	<b>367</b>	<b>8.7</b>	<b>39</b>	<b>0</b>
<b>Opponents</b>	<b>31</b>	<b>16</b>	<b>274</b>	<b>8.8</b>	<b>80t</b>	<b>1</b>

KICKOFF RETURNS	No	Yds	Avg	Lg	TD
Griffin	18	422	23.4	48	0
Barclay	14	304	21.7	37	0
Henry	13	272	20.9	46	0
Davis	2	37	18.5	19	0
Troupe	2	21	10.5	12	0
Lowry	1	15	15.0	15	0
Hartsock	1	14	14.0	14	0
Cramer	1	13	13.0	13	0
<b>Titans</b>	<b>52</b>	<b>1098</b>	<b>21.1</b>	<b>48</b>	<b>0</b>
<b>Opponents</b>	<b>58</b>	<b>1404</b>	<b>24.2</b>	<b>76</b>	<b>0</b>

FIELD GOALS	1-19	20-29	30-39	40-49	50+
Bironas	0-0	10-12	12-12	9-10	4-5
<b>Titans</b>	<b>0-0</b>	<b>10-12</b>	<b>12-12</b>	<b>9-10</b>	<b>4-5</b>
<b>Opponents</b>	<b>0-0</b>	<b>7-8</b>	<b>5-6</b>	<b>3-5</b>	<b>3-6</b>

**Bironas/Titans:** (20G, 31G), (30G, 36G), (33G, 27N), (30G, 40G, 47N), (48G), (52G, 25G, 21G, 30G, 28G, 43G, 29G, 29G), (35G, 23G), (47G, 53G), (36G, 49G), (56G, 37G), (28G, 23G), (53N), (44G, 29N), (37G, 37G, 40G, 25G), (46G) (40G, 54G, 33G)

**Opponents:** (22G), (22G, 39G, 20G, 36N), (1), (32G, 53N, 28G, 48N, 50N), (23G, 43G), (1), (50G, 43G, 54G), (40N), (1), (21G, 39G), (26N), (45G, 50G), (20G), (36G), (51N), (37G)

SACKS
Vanden Bosch 12.0, Odom 8.0, Haynesworth 6.0, LaBoy 6.0, T.Brown 4.0, Finnegan 1.0, Fuller 1.0, Nickey 1.0, Thornton 1.0
<b>Titans 40.0, Opponents 30.0</b>

**TACKLES (Solo-Assists-Total)**

Thornton (97-43-140), Vanden Bosch (65-50-115), Bulluck (75-34-109), Finnegan (84-25-109), T.Brown (46-37-83), Harper (75-5-80), Fowler (42-31-73), Haynesworth (41-28-69), Hope (39-21-60), Lowry (41-20-61), Griffin (34-15-49), Odom (24-20-44), Starks (21-18-39), Tulloch (28-8-36), Fuller (27-8-35), LaBoy (15-5-20), Hill (13-1-14), Fisher (5-4-9), Veal (4-4-8), King (5-2-7), Conover (2-2-4), Herndon (3-0-3), Vickerson (2-1-3),

Gardner (1-0-1), Nickey (1-0-1), Simon (0-1-1), Amato (0-0-0), Mahelona (0-0-0), Woods (0-0-0)

Team Totals: 790-383-1173

#### USUAL STARTING LINEUP

##### OFFENSE

- WR Roydell Williams (86)
- LT Michael Roos (71)
- LG Jacob Bell (60)
- C Kevin Mawae (68)
- RG Benji Olson (75)
- RT David Stewart (76)
- TE Bo Scaife (80)
- WR Justin Gage (12)
- TE Ben Hartstock (88)
- QB Vince Young (10)
- RB LenDale White (25)

##### DEFENSE

- LE Antwan Odom (98)
- LT Tony Brown (97)
- RT **Albert Haynesworth (92)**
- RE **Kyle Vanden Bosch (93)**
- LLB David Thornton (50)
- MLB Ryan Fowler (52)
- RLB Keith Bulluck (53)
- LCB Nick Harper (20)
- RCB Cortland Finnegan (31)
- SS Chris Hope (24)
- FS Michael Griffin (33)

##### SPECIALISTS

- K **Rob Bironas (2)**
- P Craig Hentrich (15)

Pro Bowl  
All-Pro

**GM:** Mike Reinfeldt; **Head Coach:** Jeff Fisher  
**Asst. Coaches:** Norm Chow (off. coord.), Jim Schwartz (def. coord.), Dave McGinnis (Asst. head coach/LB), Sherman Smith (Asst. head coach/RB), Matt Burke (def. asst.), Chuck Cecil (DB), Marty Galbraith (ST asst.), Fred Graves (WR), Craig Johnson (QB), Alan Lowry (ST), Mike Munchak (OL), Marcus Robertson (Asst. Secondary), Jim Washburn (DL), Steve Watterson (strength & rehab.), John Zernelt (TE)

#### AMERICAN FOOTBALL CONFERENCE STANDINGS

AFC EAST	W	L	T	Pct
New England	16	0	0	1.000
Buffalo	7	9	0	.438
N.Y. Jets	4	12	0	.259
Miami	1	15	0	.063
AFC NORTH	W	L	T	Pct
Pittsburgh	10	6	0	.625
Cleveland	10	6	0	.625
Cincinnati	7	9	0	.438
Baltimore	5	11	0	.313
AFC SOUTH	W	L	T	Pct
Indianapolis	13	3	0	.813
* Jacksonville	11	5	0	.688
* Tennessee	<b>10</b>	<b>6</b>	<b>0</b>	<b>.625</b>
Houston	8	8	0	.500
AFC WEST	W	L	T	Pct
San Diego	11	5	0	.688
Denver	7	9	0	.438
Kansas City	4	12	0	.250
Oakland	4	12	0	.250

#### NATIONAL FOOTBALL CONFERENCE STANDINGS

NFC EAST	W	L	T	Pct
Dallas	13	3	0	.667
* N.Y. Giants	10	6	0	.625
* Washington	9	7	0	.563
Philadelphia	8	8	0	.500
NFC NORTH	W	L	T	Pct
Green Bay	13	3	0	.813
Minnesota	8	8	0	.500
Detroit	7	9	0	.438
Chicago	<b>7</b>	<b>9</b>	<b>0</b>	<b>.438</b>
NFC SOUTH	W	L	T	Pct
Tampa Bay	9	7	0	.563
Carolina	7	9	0	.438
New Orleans	7	9	0	.438
Atlanta	4	12	0	.250
NFC WEST	W	L	T	Pct
Seattle	10	6	0	.625
Arizona	8	8	0	.500
San Francisco	5	11	0	.313
St. Louis	3	13	0	.188

\* Wild Card for Playoffs

**2006 SEASON (8-8 REGULAR SEASON, 0-0 PLAYOFFS) • 2ND PLACE AFC SOUTH**

DATE	OPPONENT	SCORE	W/L	ATT
Sep. 10	N.Y. JETS	16-23	L	69,143
Sep. 17	at San Diego	7-40	L	64,344
Sep. 24	at Miami	10-13	L	72,733
Oct. 1	DALLAS	14-45	L	69,143
Oct. 8	at Indianapolis	13-14	L	57,021
Oct. 15	at Washington	25-22	W	88,550
Oct. 22	BYE			
Oct. 29	HOUSTON	28-22	W	69,143
Nov. 5	at Jacksonville	7-37	L	66,524
Nov. 12	BALTIMORE	26-27	L	69,143
Nov. 19	at Philadelphia	31-13	W	69,232
Nov. 26	N.Y. GIANTS	24-21	W	69,143
Dec. 3	INDIANAPOLIS	20-17	W	69,143
Dec. 10	at Houston	26-20*	W	70,760
Dec. 17	JACKSONVILLE	24-17	W	69,143
Dec. 24	at Buffalo	30-29	W	54,765
Dec. 31	NEW ENGLAND	23-40	L	69,143

		TITANS	OPP
<b>Total First Downs</b>		<b>261</b>	<b>329</b>
Rushing		105	121
Passing		133	181
Penalty		23	27
3rd Down: Made/Att		67/205	90/221
3rd Down Pct.		32.7	40.7
4th Down: Made/Att		7/17	10/17
4th Down Pct.		41.2	58.8
<b>Possession Avg.</b>		<b>27:17</b>	<b>32:43</b>
<b>Total Net Yards</b>		<b>4810</b>	<b>5915</b>
Avg. Per Game		300.6	369.7
Total Plays		945	1062
Avg. Per Play		5.1	5.6
<b>Net Yards Rushing</b>		<b>2214</b>	<b>2313</b>
Avg. Per Game		138.4	144.6
Total Rushes		469	506
Avg. Per Play		4.7	4.6
<b>Net Yards Passing</b>		<b>2596</b>	<b>3602</b>
Avg. Per Game		162.3	225.1
Sacked/Yards Lost		29/152	26/148
Gross Yards		2748	3750
Att./Comp.		447/226	530/335
Completion Pct.		50.6	63.2
Had Intercepted		19	17
<b>Punts/Average</b>		<b>88/42.7</b>	<b>68/42.5</b>
<b>Net Punting Avg.</b>		<b>37.3</b>	<b>34.4</b>
<b>Penalties/Yards</b>		<b>94/803</b>	<b>102/906</b>
<b>Fumbles/Ball Lost</b>		<b>29/7</b>	<b>19/11</b>
<b>Touchdowns</b>		<b>36</b>	<b>46</b>
Rushing		15	20
Passing		13	24
Returns		8	2

BY PERIODS	1	2	3	4	OT	PTS
<b>Titans</b>	<b>52</b>	<b>87</b>	<b>81</b>	<b>98</b>	<b>6</b>	<b>324</b>
<b>Opponents</b>	<b>84</b>	<b>116</b>	<b>85</b>	<b>115</b>	<b>0</b>	<b>400</b>

SCORING	TD	RU	PA	RT	PAT	FG	S	TP
Bironas	0	0	0	0	32/32	22/28	0	98
Henry	7	7	0	0	0/0	0/0	0	44
Young	7	7	0	0	0/0	0/0	0	44
A.Jones	4	0	0	4	0/0	0/0	0	24
B.Jones	4	0	4	0	0/0	0/0	0	24
Bennett	3	0	3	0	0/0	0/0	0	20
Scaife	3	1	2	0	0/0	0/0	0	18
Troupe	2	0	2	0	0/0	0/0	0	12
Wade	2	0	2	0	0/0	0/0	0	12
T.Brown	1	0	0	1	0/0	0/0	0	6
Bulluck	1	0	0	1	0/0	0/0	0	6
Hope	1	0	0	1	0/0	0/0	0	6
Finnegan	1	0	0	1	0/0	0/0	0	6
<b>Titans</b>	<b>36</b>	<b>15</b>	<b>13</b>	<b>8</b>	<b>32/32</b>	<b>22/28</b>	<b>2</b>	<b>324</b>
<b>Opponents</b>	<b>46</b>	<b>20</b>	<b>24</b>	<b>2</b>	<b>41/44</b>	<b>27/33</b>	<b>0</b>	<b>400</b>

**2-Pt Conversions:** Bennett, Henry, Young,  
**Titans 3-3, Opponents 1-2**

RUSHING	No	Yds	Avg	Lg	TD
Henry	270	1211	4.5	70t	7
Young	83	552	6.7	39t	7
White	61	244	4.0	26	0
C.Brown	41	156	3.8	21	0
Hall	7	21	3.0	11	0
Scaife	1	13	13.0	13t	1
A.Jones	2	8	4.0	7	0
Roby	1	3	3.0	3	0
B.Jones	1	3	3.0	3	0

PASSING	Att	Cmp	Pct	Yards	Yds/Att	TD	Int	Lg	Sk/Yds	Rating
Young	357	184	51.5	2199	6.2	12	13	53	25/129	66.7
Collins	90	42	46.7	549	6.1	1	6	36	4/23	42.3
<b>Titans</b>	<b>447</b>	<b>226</b>	<b>50.6</b>	<b>2748</b>	<b>6.1</b>	<b>13</b>	<b>19</b>	<b>53</b>	<b>29/152</b>	<b>61.8</b>
<b>Opponents</b>	<b>530</b>	<b>335</b>	<b>63.2</b>	<b>3750</b>	<b>7.1</b>	<b>24</b>	<b>17</b>	<b>68t</b>	<b>26/148</b>	<b>86.0</b>

Givens	1	3	3.0	3	0
Nickey	1	0	0.0	0	0
<b>Titans</b>	<b>469</b>	<b>2214</b>	<b>4.7</b>	<b>70t</b>	<b>15</b>
<b>Opponents</b>	<b>506</b>	<b>2313</b>	<b>4.6</b>	<b>73</b>	<b>20</b>

RECEIVING	No	Yds	Avg	Lg	TD
Bennett	46	737	16.0	39	3
Wade	33	461	14.0	25	2
Scaife	29	370	12.8	34	2
B.Jones	27	384	14.2	53	4
Henry	18	78	4.3	12	0
Hall	15	138	9.2	28	0
White	14	60	4.3	13	0
Troupe	13	150	11.5	32	2
R.Williams	8	121	15.1	20	0
Givens	8	104	13.0	27	0
Hartsock	6	68	11.3	23	0
A.Jones	2	31	15.5	17	0
Roby	2	28	14.0	21	0
Cramer	2	8	4.0	6	0
C.Brown	2	4	2.0	4	0
Wallace	1	6	6.0	6	0
<b>Titans</b>	<b>226</b>	<b>2748</b>	<b>12.2</b>	<b>53</b>	<b>13</b>
<b>Opponents</b>	<b>335</b>	<b>3750</b>	<b>11.2</b>	<b>68t</b>	<b>24</b>

INTERCEPTIONS	No	Yds	Avg	Lg	TD
Hope	5	105	21.0	61t	1
A.Jones	4	130	32.5	83t	1
Thompson	3	14	4.7	11	0
Hill	2	20	10.0	11	0
Sirmon	1	13	13.0	13	0
Bulluck	1	0	0.0	0	0
Tulloch	1	0	0.0	0	0
<b>Titans</b>	<b>17</b>	<b>282</b>	<b>16.6</b>	<b>83t</b>	<b>2</b>
<b>Opponents</b>	<b>19</b>	<b>250</b>	<b>13.2</b>	<b>55t</b>	<b>2</b>

PUNTING	No	Yds	Avg	Net	TB	In	Lg	B
Hentrich	88	3760	42.7	37.3	10	32	73	0
<b>Titans</b>	<b>88</b>	<b>3760</b>	<b>42.7</b>	<b>37.3</b>	<b>10</b>	<b>32</b>	<b>73</b>	<b>0</b>
<b>Opponents</b>	<b>68</b>	<b>2888</b>	<b>42.5</b>	<b>34.4</b>	<b>4</b>	<b>18</b>	<b>61</b>	<b>1</b>

PUNT RETURNS	No	FC	Yds	Avg	Lg	TD
A.Jones	34	3	440	12.9	90t	3
Wade	3	3	27	9.0	18	0
<b>Titans</b>	<b>37</b>	<b>6</b>	<b>467</b>	<b>12.6</b>	<b>90t</b>	<b>3</b>
<b>Opponents</b>	<b>33</b>	<b>24</b>	<b>278</b>	<b>8.4</b>	<b>39</b>	<b>0</b>

KICKOFF RETURNS	No	Yds	Avg	Lg	TD
Wade	50	1194	23.9	48	0
A.Jones	20	521	26.1	70	0
Scaife	4	64	16.0	18	0
Cramer	3	37	12.3	21	0
White	1	14	14.0	14	0
Hartsock	1	5	5.0	5	0
<b>Titans</b>	<b>79</b>	<b>1835</b>	<b>23.2</b>	<b>70</b>	<b>0</b>
<b>Opponents</b>	<b>58</b>	<b>1263</b>	<b>21.8</b>	<b>52</b>	<b>0</b>

FIELD GOALS	1-19	20-29	30-39	40-49	50+	
Bironas	0	0	10-11	7-7	4-8	1-2
<b>Titans</b>	<b>0-0</b>	<b>10-11</b>	<b>7-7</b>	<b>4-8</b>	<b>1-2</b>	
<b>Opponents</b>	<b>1-1</b>	<b>10-11</b>	<b>6-10</b>	<b>10-10</b>	<b>0-1</b>	

**Bironas/Titans:** ( ) ( ) (51N, 22G) (33G, 39G) (22G, 47G) (32G, 26G, 30G) ( ) ( ) (21G, 41N, 43B) (36G) (48N, 49G) (25G, 60G) (41G, 33G) (44N, 27G) (42G, 20G, 30G) (25G, 23N, 27G, 27G)  
**Opponents:** (18G, 34N, 30N) (28G, 31G, 35G, 44G) (40G, 30N, 39G) (26N, 43G) ( ) ( ) (27G) (47G, 21G, 39G) (27G, 40G) (42G, 38G) ( ) (53N, 20G) (49G, 46G) (43G) (21G, 36G, 45G, 21G, 24G) (28G, 26G, 33N)

**SACKS**  
Vanden Bosch 6.5, LaBoy 3.5, Starks 3.0, Bulluck 2.5, Haynesworth 2.0, Finnegan 2.0, T.Brown 1.5, Mahelona 1.0, A.Jones 1.0, Bockwoldt 1.0, Odom 0.5, Smith 0.5, Sirmon 0.5, Tulloch 0.5  
**Titans 26.0, Opponents 29.0**

**TACKLES (Solo-Assists-Total)**  
Bulluck (107-54-161), Hope (99-29-128), Thornton (93-29-122), Vanden Bosch (67-51-118), Sirmon (67-38-105), Thompson (58-19-77), Smith (43-33-76), P.Jones (54-13-67), Hill (41-18-59), Haynesworth (34-25-59), Finnegan (47-10-57), LaBoy (31-26-57), Starks (36-20-56), T. Brown (33-18-51), Tulloch (23-14-37), Conover (12-9-21), Mahelona (12-9-21), Fuller (11-4-15), Odom (9-6-15), Bockwoldt (4-3-7), Scott (2-3-5), Woolfolk (4-0-4), Savage (2-2-4), Amato (2-1-3), Reynolds (2-0-2), Lowry (0-1-1)  
**Team Totals: 893-435-1328**

**USUAL STARTING LINEUP**

**OFFENSE**

WR	Brandon Jones (81)
LT	Michael Roos (71)
LG	Jacob Bell (60)
C	Kevin Mawae (68)
RG	Benji Olson (75)
RT	David Stewart (76)
TE	Bo Scaife (80)
WR	Drew Bennett (83)
FB	Ahmad Hall (45)
<b>QB</b>	<b>Vince Young (10)</b>
RB	Travis Henry (20)

**DEFENSE**

LE	Kyle Vanden Bosch (93)
LT	Robaire Smith (98)
RT	Albert Haynesworth (92)
RE	Travis LaBoy (91)
LLB	David Thornton (50)
MLB	Peter Sirmon (59)
RLB	Keith Bulluck (53)
LCB	Reynaldo Hill (21)
RCB	Pacman Jones (32)
SS	Chris Hope (24)
FS	Lamont Thompson (28)

**SPECIALISTS**

K	Rob Bironas (2)
P	Craig Hentrich (15)

**Pro Bowl**  
**All-Pro**

**GM:** Floyd Reese; **Head Coach:** Jeff Fisher  
**Asst. Coaches:** Norm Chow (off. coord.), Jim Schwartz (def. coord.), Dave McGinnis (asst. head coach/LB), Sherman Smith (Asst. head coach/RB), Matt Burke (def. asst.), Chuck Cecil (S/nickel), Marty Galbraith (ST asst.), Craig Johnson (QB), Alan Lowry (ST), Mike Munchak (OL), Ray Sherman (WR), Jim Washburn (DL), Steve Watterson (strength & rehab.), Everett Withers (DB), John Zernhelt (TE)

**AMERICAN FOOTBALL CONFERENCE STANDINGS**

AFC EAST	W	L	T	Pct
New England	12	4	0	.750
* N.Y. Jets	10	6	0	.625
Buffalo	7	9	0	.438
Miami	6	10	0	.375
AFC NORTH				
W	L	T	Pct	
Baltimore	13	3	0	.812
Cincinnati	8	8	0	.500
Pittsburgh	8	8	0	.500
Cleveland	4	12	0	.250
AFC SOUTH				
W	L	T	Pct	
Indianapolis	12	4	0	.750
<b>Tennessee</b>	<b>8</b>	<b>8</b>	<b>0</b>	<b>.500</b>
Jacksonville	8	8	0	.500
Houston	6	10	0	.375
AFC WEST				
W	L	T	Pct	
San Diego	14	2	0	.875
* Kansas City	9	7	0	.562
Denver	9	7	0	.562
Oakland	2	14	0	.125

**NATIONAL FOOTBALL CONFERENCE STANDINGS**

NFC EAST	W	L	T	Pct
Philadelphia	10	6	0	.625
* Dallas	9	7	0	.562
* N.Y. Giants	8	8	0	.500
Washington	5	11	0	.312
NFC NORTH				
W	L	T	Pct	
Chicago	13	3	0	.812
Green Bay	8	8	0	.500
Minnesota	6	10	0	.375
Detroit	3	13	0	.188
NFC SOUTH				
W	L	T	Pct	
New Orleans	10	6	0	.625
Carolina	8	8	0	.500
Atlanta	7	9	0	.438
Tampa Bay	4	12	0	.250
NFC WEST				
W	L	T	Pct	
Seattle	9	7	0	.562
St. Louis	8	8	0	.500
San Francisco	7	9	0	.438
Arizona	5	11	0	.312

\* Wild Card for Playoffs

**2005 SEASON (4-12 REGULAR SEASON, 0-0 PLAYOFFS) • 3RD PLACE AFC SOUTH**

DATE	OPPONENT	SCORE	W/L	ATT
Sep. 11	at Pittsburgh	7-34	L	62,931
Sep. 18	BALTIMORE	25-10	W	69,149
Sep. 25	at St. Louis	27-31	L	65,835
Oct. 2	INDIANAPOLIS	10-31	L	69,149
Oct. 9	at Houston	34-20	W	70,430
Oct. 16	CINCINNATI	23-31	L	69,149
Oct. 23	at Arizona	10-20	L	39,482
Oct. 30	OAKLAND	25-34	L	69,149
Nov. 6	at Cleveland	14-20	L	72,594
Nov. 13	BYE			
Nov. 20	JACKSONVILLE	28-31	L	69,149
Nov. 27	SAN FRANCISCO	33-22	W	69,149
Dec. 4	at Indianapolis	3-35	L	57,228
Dec. 11	HOUSTON	13-10	W	69,149
Dec. 18	SEATTLE	24-28	L	69,149
Dec. 24	at Miami	10-24	L	72,001
Jan. 1	at Jacksonville	13-40	L	65,485

\* Overtime

**TITANS**      **OPP**

<b>Total First Downs</b>	<b>279</b>	<b>294</b>
Rushing	72	89
Passing	191	180
Penalty	16	25
3rd Down: Made/Att	75/218	71/200
3rd Down Pct.	34.4	35.5
4th Down: Made/Att	9/31	7/11
4th Down Pct.	29.0	63.6
<b>Possession Avg.</b>	<b>31:13</b>	<b>28:47</b>
<b>Total Net Yards</b>	<b>5122</b>	<b>5110</b>
Avg. Per Game	320.1	319.4
Total Plays	1022	960
Avg. Per Play	5.0	5.3
<b>Net Yards Rushing</b>	<b>1525</b>	<b>1894</b>
Avg. Per Game	95.3	118.4
Total Rushes	397	449
Avg. Per Play	3.8	4.2
<b>Net Yards Passing</b>	<b>3597</b>	<b>3216</b>
Avg. Per Game	224.8	201.0
Sacked/Yards Lost	31/200	41/246
Gross Yards	3797	3462
Att./Comp.	594/358	470/296
Completion Pct.	60.3	63.0
Had Intercepted	14	9
<b>Punts/Average</b>	<b>78/43.2</b>	<b>85/44.1</b>
<b>Net Punting Avg.</b>	<b>78/37.8</b>	<b>85/37.5</b>
<b>Penalties/Yards</b>	<b>125/1002</b>	<b>95/718</b>
<b>Fumbles/Ball Lost</b>	<b>27/12</b>	<b>20/11</b>
<b>Touchdowns</b>	<b>33</b>	<b>51</b>
Rushing	8	12
Passing	20	33
Returns	5	6

BY PERIODS	1	2	3	4	OT	PTS
Titans	50	88	83	78	0	299
Opponents	79	132	108	102	0	421

SCORING	TD	RU	PA	RT	PAT	FG	S	TP
Bironas	0	0	0	0	30/32	23/29	0	99
Brown	7	5	2	0	0	0	0	42
Bennett	4	0	4	0	0	0	0	24
Troupe	4	0	4	0	0	0	0	24
B. Jones	2	0	2	0	0	0	0	12
Kinney	2	0	2	0	0	0	0	12
Odom	2	0	0	2	0	0	0	12
Payton	2	2	0	0	0	0	0	12
Scaife	2	0	2	0	0	0	0	12
R. Williams	2	0	2	0	0	0	0	12
Fleming	1	0	1	0	0	0	0	6
Hill	1	0	0	1	0	0	0	6
P. Jones	1	0	0	1	0	0	0	6
Kassell	1	0	0	1	0	0	0	6
McNair	1	1	0	0	0	0	0	6
Roby	1	0	1	0	0	0	0	6
Wade LG	1	0	0	1	0	0	0	6
Reynolds	0	0	0	0	0	1	2	2
<b>Titans</b>	<b>33</b>	<b>8</b>	<b>20</b>	<b>5</b>	<b>30/32</b>	<b>23/29</b>	<b>1</b>	<b>299</b>
<b>Opponents</b>	<b>51</b>	<b>12</b>	<b>33</b>	<b>6</b>	<b>48/49</b>	<b>21/27</b>	<b>0</b>	<b>421</b>

2-pt Conversions: Titans 0-1, Opponents 2-2

RUSHING	No	Yds	Avg	Lg	TD
Brown	224	851	3.8	38t	5
Henry	88	335	3.8	29	0
McNair	32	139	4.3	19	1
Payton	33	105	3.2	15	2
Mauck	7	39	5.6	12	0
Nash	6	32	5.3	8	0

PASSING	Att	Cmp	Pct	Yards	Yds/Att	TD	Int	Lg	Sk/Yds	Rating
McNair	476	292	61.3	3161	6.64	16	11	57	20/134	82.4
Volek	88	50	56.8	474	5.39	4	2	55t	9/45	77.6
Mauck	27	15	55.6	136	5.04	0	1	17	1/8	53.9
Hentrich	2	1	50.0	26	13.0	0	0	26	0/0	95.8
Bennett	1	0	0.0	0	0.0	0	0	0	0/0	39.6
P. Jones	0	0	---	0	---	0	0	---	1/13	---
<b>Titans</b>	<b>594</b>	<b>358</b>	<b>60.3</b>	<b>3797</b>	<b>6.39</b>	<b>20</b>	<b>14</b>	<b>57</b>	<b>31/200</b>	<b>80.3</b>
<b>Opponents</b>	<b>470</b>	<b>296</b>	<b>63.0</b>	<b>3462</b>	<b>7.37</b>	<b>33</b>	<b>9</b>	<b>63t</b>	<b>41/246</b>	<b>100.7</b>

Roby	2	16	8.0	11	0
Bennett	1	3	3.0	3	0
Volek	1	3	3.0	3	0
B. Jones	1	1	1.0	1	0
Wade LG	1	1	1.0	1	0
Wade TM	1	1	1.0	1	0
Hentrich	1	0	0.0	0	0
<b>Titans</b>	<b>397</b>	<b>1525</b>	<b>3.8</b>	<b>38t</b>	<b>8</b>
<b>Opponents</b>	<b>449</b>	<b>1894</b>	<b>4.2</b>	<b>52</b>	<b>12</b>

RECEIVING	No	Yds	Avg	Lg	TD
Bennett	58	738	12.7	55t	4
Kinney	55	543	9.9	27	2
Troupe	55	530	9.6	35	4
Scaife	37	273	7.4	19	2
Brown	25	327	13.1	57	2
B. Jones	23	299	13.0	38t	2
Calico	22	191	8.7	18	0
R. Williams	21	299	14.2	50t	2
Roby	21	289	13.8	32	1
Wade LG	14	120	8.6	17	0
Wade TM	4	40	10.0	15	0
Henry	13	117	9.0	42	0
Fleming	10	69	6.9	18	1
Payton	6	30	5.0	9	0
Nash	3	14	4.7	7	0
Guenther	2	13	6.5	8	0
Nickey	1	26	26.0	26	0
Small	1	6	6.0	6	0
Ross	1	-7	-7.0	-7	0
<b>Titans</b>	<b>358</b>	<b>3797</b>	<b>10.6</b>	<b>57</b>	<b>20</b>
<b>Opponents</b>	<b>296</b>	<b>3462</b>	<b>11.7</b>	<b>63t</b>	<b>33</b>

INTERCEPTIONS	No	Yds	Avg	Lg	TD
Hill	3	88	29.3	52t	1
Bulluck	2	16	8.0	16	0
Kassell	1	21	21.0	21t	1
Woolfolk	1	3	3.0	3	0
T. Williams	1	1	1.0	1	0
Thompson	1	0	0.0	0	0
<b>Titans</b>	<b>9</b>	<b>129</b>	<b>14.3</b>	<b>52t</b>	<b>2</b>
<b>Opponents</b>	<b>14</b>	<b>293</b>	<b>20.9</b>	<b>85t</b>	<b>4</b>

PUNTING	No	Yds	Avg	Net	TB	In	Lg	B
Hentrich	78	3371	43.2	37.8	14	21	59	0
<b>Titans</b>	<b>78</b>	<b>3371</b>	<b>43.2</b>	<b>37.8</b>	<b>14</b>	<b>21</b>	<b>59</b>	<b>0</b>
<b>Opponents</b>	<b>85</b>	<b>3746</b>	<b>44.1</b>	<b>37.5</b>	<b>7</b>	<b>16</b>	<b>74</b>	<b>1</b>

PUNT RETURNS	No	FC	Yds	Avg	Lg	TD
Wade LG	33	9	317	9.6	73t	1
P. Jones	29	8	272	9.4	52t	1
Thurman TM	9	5	31	3.4	11	0
B. Jones	5	0	75	15.0	32	0
Thompson	1	0	31	31.0	31	0
Ta. Williams	1	0	9	9.0	9	0
<b>Titans</b>	<b>45</b>	<b>13</b>	<b>418</b>	<b>9.3</b>	<b>52t</b>	<b>1</b>
<b>Opponents</b>	<b>32</b>	<b>20</b>	<b>144</b>	<b>4.5</b>	<b>15</b>	<b>0</b>

KICKOFF RETURNS	No	Yds	Avg	Lg	TD
P. Jones	43	1127	26.2	85	0
Roby	22	495	22.5	59	0
Payton	2	24	12.0	24	0
Thurman TM	2	42	21.0	25	0
Fleming	1	9	9.0	9	0
<b>Titans</b>	<b>70</b>	<b>1697</b>	<b>24.2</b>	<b>85</b>	<b>0</b>
<b>Opponents</b>	<b>57</b>	<b>1290</b>	<b>22.6</b>	<b>50</b>	<b>0</b>

FIELD GOALS	1-19	20-29	30-39	40-49	50+
Bironas	0/0	10/10	6/7	5/7	2/5
<b>Titans</b>	<b>0/0</b>	<b>10/10</b>	<b>6/7</b>	<b>5/7</b>	<b>2/5</b>
<b>Opponents</b>	<b>1/1</b>	<b>6/6</b>	<b>9/14</b>	<b>5/5</b>	<b>0/1</b>

**Bironas/Titans:** (47N) (39G, 29G, 47G) (41G, 39G) (34G, 38N) (52G, 58N, 49G) (24G, 29G, 47G) (53G) (39G, 24G) (50N) ( ) (35G, 41G, 21G, 22G) (51N, 24G) (46N, 23G, 21G) (38G) (24G) ( )  
**Opponents:** (44G, 27G) (30G) (46G) (20G) (32G, 38G, 43G, 47G) (52N, 21G) (33G, 24G) (22G, 32G) (37G, 19G, 39N) (31G) (34N) ( ) (30G, 37B, 31N) (36B) (25G) (46G, 38G)

**SACKS**  
 Vanden Bosch 12.5, LaBoy 6.5, Bulluck 5, Long 3.5, Haynesworth 3, Starks 3, Sirmo 2.5, Odom 2, Schobel 1, Thompson 1, Clauss 0.5, Waddell 0.5  
**Titans 41, Opponents 31**

**TACKLES (Solo-Assists-Total)**  
 Bulluck (106-44-150), Vanden Bosch (55-45-100), Sirmo (56-33-89), Kassell (56-33-89), Haynesworth (52-33-85), T. Williams

(65-18-83), Thompson (63-15-78), Starks (40-38-78), LaBoy (36-28-64), P. Jones (43-10-53), Woolfolk (42-10-52), Odom (28-22-50), Long (30-19-49), Hill (40-6-46), Clauss (13-17-30), Boiman (13-15-28), Waddell (13-4-17), Reynolds (9-5-14), Schobel (7-4-11), Beckham (9-1-10), Sandy (1-1-2), Spencer (1-0-1), Nickey (1-0-1), Gardner (0-0-0), Fuller (0-0-0)

**Team Totals: 779-401-1180**

**USUAL STARTING LINEUP**

**OFFENSE**

WR Drew Bennett (83)  
 LT Brad Hopkins (72)  
 LG Zach Piller (69)  
 C Justin Hartwig (77)  
 RG Benji Olson (75)  
 RT Michael Roos (71)  
 TE Erron Kinney (88)  
 WR Brandon Jones (81)  
 FB/TE Troy Fleming (44)/Ben Troupe (84)  
**QB Steve McNair (9)**  
 RB Chris Brown (29)

**DEFENSE**

**LE Kyle Vanden Bosch (93)**  
 LT Randy Starks (90)  
 RT Albert Haynesworth (92)  
 RE Antwan Odom (98)  
 LLB Peter Sirmo (59)  
 MLB Brad Kassell (55)  
 RLB Keith Bulluck (53)  
 LCB Reynaldo Hill (21)  
 RCB Pacman Jones (32)  
 SS Tank Williams (25)  
 FS Lamont Thompson (28)

**SPECIALISTS**

K Rob Bironas (2)  
 P Craig Hentrich (15)

**Pro Bowl**

All-Pro

**GM:** Floyd Reese; **Head Coach:** Jeff Fisher  
**Asst. Coaches:** Norm Chow (off. coord.), Jim Schwartz (def. coord.), George Henshaw (asst. head coach/ off.), Dave McGinnis (LB), Chuck Cecil (S/nickel), Marty Galbraith (ST asst.), Ned James (off. asst.), Craig Johnson (QB), Alan Lowry (ST), Mike Munchak (OL), Ray Sherman (WR), Sherman Smith (RB), Jim Washburn (DL), Steve Watterson (strength and conditioning), Everett Withers (DB)

**AMERICAN FOOTBALL CONFERENCE STANDINGS**







## 2002 SEASON (II-5 REGULAR SEASON, I-1 PLAYOFFS) • 1ST PLACE AFC SOUTH

DATE	OPPONENT	SCORE	W/L	ATT
Sep. 8	PHILADELPHIA	27-24	W	68,804
Sep. 15	at Dallas	13-21	L	62,527
Sep. 22	CLEVELAND	28-31*	L	68,804
Sep. 29	at Oakland	25-52	L	58,719
Oct. 6	WASHINGTON	14-31	L	68,804
Oct. 13	JACKSONVILLE	23-14	W	68,804
Oct. 20	BYE			
Oct. 27	at Cincinnati	30-24	W	52,822
Nov. 3	at Indianapolis	23-15	W	56,752
Nov. 10	HOUSTON	17-10	W	68,804
Nov. 17	PITTSBURGH	31-23	W	68,804
Nov. 24	at Baltimore	12-13	L	69,365
Nov. 24	at N.Y. Giants	32-29*	W	78,640
Dec. 8	INDIANAPOLIS	27-17	W	68,804
Dec. 16	NEW ENGLAND	24-7	W	68,809
Dec. 22	at Jacksonville	28-10	W	51,033
Dec. 29	at Houston	13-3	W	70,694
Jan. 11	PITTSBURGH	34-31*	W	68,809
Jan. 19	at Oakland	24-41	L	62,544

\* Overtime

	TITANS	OPP
<b>Total First Downs</b>	<b>312</b>	<b>297</b>
Rushing	112	75
Passing	182	197
Penalty	18	25
3rd Down: Made/Att	94/216	76/202
3rd Down Pct.	43.5	37.6
4th Down: Made/Att	9/16	9/18
4th Down Pct.	56.3	50.0
<b>Possession Avg.</b>	<b>32:47</b>	<b>27:13</b>
<b>Total Net Yards</b>	<b>5272</b>	<b>4964</b>
Avg. Per Game	329.5	310.3
Total Plays	1032	974
Avg. Per Play	5.1	5.1
<b>Net Yards Rushing</b>	<b>1952</b>	<b>1424</b>
Avg. Per Game	122.0	89.0
Total Rushes	511	372
Avg. Per Play	3.8	3.8
<b>Net Yards Passing</b>	<b>3320</b>	<b>3540</b>
Avg. Per Game	207.5	221.3
Sacked/Yards Lost	21/121	40/213
Gross Yards	3441	3753
Att./Comp.	500/306	562/339
Completion Pct.	61.2	60.3
Had Intercepted	15	18
<b>Punts/Average</b>	<b>66/41.3</b>	<b>77/41.6</b>
<b>Net Punting Avg.</b>	<b>66/33.9</b>	<b>77/36.2</b>
<b>Penalties/Yards</b>	<b>112/891</b>	<b>99/853</b>
<b>Fumbles/Ball Lost</b>	<b>20/10</b>	<b>22/11</b>
<b>Touchdowns</b>	<b>42</b>	<b>40</b>
Rushing	16	7
Passing	22	27
Returns	4	6

BY PERIODS	1	2	3	4	OT	PTS
Titans	76	127	67	94	3	367
Opponents	72	71	68	110	3	324

SCORING	TD	RU	PA	RT	PAT	FG	S	TP
Nedney	0	0	0	0	36/36	25/31	0	111
George	14	12	2	0	0	0	0	86
Mason	5	0	5	0	0	0	0	30
K. Dyson	4	0	4	0	0	0	0	24
Simon	4	1	3	0	0	0	0	24
McNair	3	3	0	0	0	0	0	20
Bennett	2	0	2	0	0	0	0	12
McCareins	2	0	2	0	0	0	0	12
Wycheck	2	0	2	0	0	0	0	12
Bulluck	1	0	0	1	0	0	0	6
Coady	1	0	0	1	0	0	0	6
A. Dyson	1	0	0	1	0	0	0	6
Green	1	0	1	0	0	0	0	6
Meier	1	0	1	0	0	0	0	6
Simon	1	0	0	1	0	0	0	6
<b>Titans</b>	<b>42</b>	<b>16</b>	<b>22</b>	<b>4</b>	<b>36/36</b>	<b>25/31</b>	<b>0</b>	<b>367</b>
<b>Opponents</b>	<b>40</b>	<b>7</b>	<b>27</b>	<b>6</b>	<b>36/36</b>	<b>14/21</b>	<b>0</b>	<b>324</b>

2-Pt Conversions: George, McNair, Titans 2-6, Opponents 3-4

RUSHING	No	Yds	Avg	Lg	TD
George	343	1165	3.4	35	12
McNair	82	440	5.4	26	3
Holcombe	47	242	5.1	39	0
Green	21	71	3.4	12	0
McCareins	2	18	9.0	16	0
Simon	9	18	2.0	13	1
Hentrich	1	5	5.0	5	0

PASSING	Att	Cmp	Pct	Yards	Yds/Att	TD	Int	Lg	Sk/Yds	Rating
McNair	492	301	61.2	3387	6.88	22	15	55	21/121	84.0
O'Donnell	5	3	60.0	24	4.80	0	0	0	0/0	72.1
Wycheck	2	1	50.0	13	6.50	0	0	13	0/0	70.8
Hentrich	1	1	100.0	17	17.0	0	0	17	0/0	118.8
<b>Titans</b>	<b>500</b>	<b>306</b>	<b>61.2</b>	<b>3441</b>	<b>6.88</b>	<b>22</b>	<b>15</b>	<b>55</b>	<b>21/121</b>	<b>83.9</b>
<b>Opponents</b>	<b>562</b>	<b>339</b>	<b>60.3</b>	<b>3753</b>	<b>6.68</b>	<b>27</b>	<b>18</b>	<b>75</b>	<b>40/213</b>	<b>82.8</b>

RECEIVING	No	Yds	Avg	Lg	TD
Comella	1	0	0.0	0	0
O'Donnell	3	-3	-1.0	-1	0
K. Dyson	2	-4	-2.0	5	0
<b>Titans</b>	<b>511</b>	<b>1952</b>	<b>3.8</b>	<b>39</b>	<b>16</b>
<b>Opponents</b>	<b>372</b>	<b>1424</b>	<b>3.8</b>	<b>42</b>	<b>7</b>

INTERCEPTIONS	No	Yds	Avg	Lg	TD
Schulters	6	56	9.3	28	0
Simon	3	88	29.3	32t	1
A. Dyson	3	27	9.0	16t	1
Rolle	2	0	0.0	0	0
Coady	1	24	24.0	24t	1
Bulluck	1	5	5.0	5	0
Williams	1	0	0.0	0	0
Mitchell	1	-2	-2.0	-2	0
<b>Titans</b>	<b>18</b>	<b>198</b>	<b>11.0</b>	<b>32t</b>	<b>3</b>
<b>Opponents</b>	<b>15</b>	<b>179</b>	<b>11.9</b>	<b>82t</b>	<b>2</b>

PUNTING	No	Yds	Avg	Net	TB	In	Lg	B
Hentrich	65	2725	41.9	33.9	5	28	56	1
<b>Titans</b>	<b>66</b>	<b>2725</b>	<b>41.3</b>	<b>33.9</b>	<b>5</b>	<b>28</b>	<b>56</b>	<b>1</b>
<b>Opponents</b>	<b>77</b>	<b>3202</b>	<b>41.6</b>	<b>36.2</b>	<b>10</b>	<b>22</b>	<b>61</b>	<b>1</b>

PUNT RETURNS	No	FC	Yds	Avg	Lg	TD
Simon	13	6	113	8.7	30	0
Mason	9	12	60	6.7	21	0
McCareins	6	4	44	7.3	16	0
<b>Titans</b>	<b>28</b>	<b>22</b>	<b>217</b>	<b>7.8</b>	<b>30</b>	<b>0</b>
<b>Opponents</b>	<b>28</b>	<b>19</b>	<b>390</b>	<b>13.9</b>	<b>83t</b>	<b>3</b>

KICKOFF RETURNS	No	Yds	Avg	Lg	TD
Simon	20	371	18.6	29	0
Berlin	13	260	20.0	32	0
McCareins	13	300	23.1	48	0
Kinney	3	41	13.7	25	0
Green	1	10	10.0	10	0
<b>Titans</b>	<b>50</b>	<b>982</b>	<b>19.6</b>	<b>48</b>	<b>0</b>
<b>Opponents</b>	<b>74</b>	<b>1482</b>	<b>20.0</b>	<b>54</b>	<b>0</b>

FIELD GOALS	1-19	20-29	30-39	40-49	50+
Nedney	0/0	9/9	10/12	5/8	1/2
<b>Titans</b>	<b>0/0</b>	<b>9/9</b>	<b>10/12</b>	<b>5/8</b>	<b>1/2</b>
<b>Opponents</b>	<b>1/2</b>	<b>3/3</b>	<b>5/7</b>	<b>4/6</b>	<b>1/3</b>

Nedney: (33G, 47G) (37G, 53G) ( ) ( ) (40G, 26G, 33G, 32N) (33G, 28G, 46G) (28G, 34G, 39G) (49N, 24G) (39N, 43G) (32G, 37G, 40G, 21G) (54N, 38G) (35G, 29G) (45N, 28G) (46N) (28G, 26G)

Opponents: (30G) ( ) (52N, 33G) (28G) (31G) ( ) (44G) (46N) (51G) (31N, 37N) (26G, 43G) (38G, 36G, 19G) (44G, 44N) ( ) (24G) (50N, 19N, 42G)

## SACKS

Carter 10.0, C. Hall 8.0, Ford 3.5, Smith 2.5, Kearsse 2.0, Schulters 2.0, Simon 2.0, Thornton 2.0, Williams 2.0, Bulluck 1.0, A. Dyson 1.0, Godfrey 1.0, Haynesworth 1.0, J. Thomas 1.0

Titans 40.0, Opponents 21.0

## TACKLES (Solo-Assists-Total)

Bulluck (116-64-180), Simon (83-47-130), Schulters (75-19-94), Smith (41-32-73), Carter (42-29-71), Hall (43-27-70), Williams (55-14-69), A. Dyson (54-7-61), Haynesworth (31-24-55), Mitchell (40-11-51), Ford (24-21-45), Rolle (37-7-44), Godfrey (27-17-44), Thornton (21-23-44), Chamberlin (14-13-27), Echols (13-6-19), Thomas (11-5-16), Calmus (9-4-13), Aldridge (8-5-13), Coady (10-2-12), Kearsse (6-5-11), Morris (7-2-9), Boiman (1-5-6), Beckham (1-0-1), Kassell (0-1-1)

Team Totals: 769-390-1159

USUAL STARTING LINEUP	
<b>OFFENSE</b>	
WR	Derrick Mason (85)
TE/FB	Erron Kinney (88)/Greg Comella (33)
LT	Brad Hopkins (72)
LG	Zach Piller (69)
C	Gennaro DiNapoli (64)
RG	Benji Olson (75)
RT	Fred Miller (71)
TE	Frank Wycheck (89)
WR	Kevin Dyson (87)
QB	Steve McNair (9)
RB	Eddie George (27)
<b>DEFENSE</b>	
LE	Kevin Carter (93)
LT	John Thornton (78)
RT	Henry Ford (92)
RE	Carlos Hall (97)
LLB	Peter Sirmon (59)
MLB	Randall Godfrey (56)
RLB	Keith Bulluck (53)
LCB	Andre Dyson (22)
RCB	Samari Rolle (21)
SS	Tank Williams (25)
FS	Lance Schulters (31)
<b>SPECIALISTS</b>	
K	Joe Nedney (6)
P	Craig Hentrich (15)
<b>Pro Bowl</b>	
All-Pro	

GM: Floyd Reese; Head Coach: Jeff Fisher  
Asst. Coaches: Mike Heimerdinger (off. coord.), Jim Schwartz (def. coord.), George Henshaw (asst. head coach/off.), Gunther Cunningham (asst. head coach defense/LB), Chuck Cecil (def. asst.), Ned James (off. asst.), Craig Johnson (QB), Alan Lowry (ST), Mike Munchak (OL), Sherman Smith (RB), Steve Walters (WR), Jim Washburn (DL), Steve Watterson (strength & rehab.), Everett Withers (DB)

## AMERICAN FOOTBALL CONFERENCE STANDINGS

AFC EAST	W	L	T	Pct
N.Y. Jets	9	7	0	.562
New England	9	7	0	.562
Miami	9	7	0	.562
Buffalo	8	8	0	.500
AFC NORTH	W	L	T	Pct
Pittsburgh	10	5	1	.656
* Cleveland	9	7	0	.562
Baltimore	7	9	0	.438
Cincinnati	2	14	0	.125
AFC SOUTH	W	L	T	Pct
Tennessee	11	5	0	.688
* Indianapolis	10	6	0	.625
Jacksonville	6	10	0	.375
Houston	4	12	0	.250
AFC WEST	W	L	T	Pct
Oakland	11	5	0	.688
Denver	9	7	0	.562
San Diego	8	8	0	.500
Kansas City	8	8	0	.500

## NATIONAL FOOTBALL CONFERENCE STANDINGS

NFC EAST	W	L	T	Pct
Philadelphia	12	4	0	.750
* N.Y. Giants	10	6	0	.625
Washington	7	9	0	.438
Dallas	5	11	0	.312
NFC NORTH	W	L	T	Pct
Green Bay	12	4	0	.750
Minnesota	6	10	0	.375
Chicago	4	12	0	.250
Detroit	3	13	0	.188
NFC SOUTH	W	L	T	Pct
Tampa Bay	12	4	0	.750
* Atlanta	9	6	1	.594
New Orleans	9	7	0	.562
Carolina	7			

## 2001 SEASON (7-9 REGULAR SEASON, 0-0 PLAYOFFS) • 3RD PLACE AFC CENTRAL (TIED)

DATE	OPPONENT	SCORE	W/L	ATT
Sep. 9	MIAMI	23-31	L	68,798
Sep. 23	at Jacksonville	6-13	L	65,994
Sep. 30	BYE			
Oct. 7	at Baltimore	7-26	L	69,494
Oct. 14	TAMPA BAY	31-28*	W	68,798
Oct. 21	at Detroit	27-24	W	76,940
Oct. 29	at Pittsburgh	7-34	L	63,763
Nov. 4	JACKSONVILLE	28-24	W	68,798
Nov. 12	BALTIMORE	10-16	L	68,798
Nov. 18	at Cincinnati	20-7	W	63,865
Nov. 25	PITTSBURGH	24-34	L	68,801
Dec. 2	at Cleveland	31-15	W	72,818
Dec. 9	at Minnesota	24-42	L	64,271
Dec.16	GREEN BAY	26-20	W	68,804
Dec. 22	at Oakland	13-10	W	61,934
Dec. 30	CLEVELAND	38-41	L	68,798
Jan. 6	CINCINNATI	21-23	L	68,798

\* Overtime

RECEIVING	No	Yds	Avg	Lg	TD
Mason	73	1128	15.5	71t	9
Wycheck	60	672	11.2	30	4
K.Dyson	54	825	15.3	68t	7
George	37	279	7.5	25	0
Kinney	25	263	10.5	24	1
Bennett	24	329	13.7	50	1
Green	12	64	5.3	10	1
Sanders	5	74	14.8	22	0
Hicks	5	22	4.4	9	0
McCareins	3	88	29.3	36	0
Meier	3	31	10.3	18	0
Natkin	2	42	21.0	27	0
Berlin	2	28	14.0	19	0
Coleman	1	19	19.0	19	0
Ours	1	3	3.0	3	0
<b>Titans</b>	<b>307</b>	<b>3867</b>	<b>12.6</b>	<b>71t</b>	<b>23</b>
<b>Opponents</b>	<b>328</b>	<b>4259</b>	<b>13.0</b>	<b>78</b>	<b>27</b>

INTERCEPTIONS	No	Yds	Avg	Lg	TD
A. Dyson	3	36	12.0	36	0
Rolle	3	3	1.0	3	0
Bulluck	2	21	10.5	21	0
Robinson	2	13	6.5	13	0
Godfrey	1	5	5.0	5	0
Booker	1	0	0.0	0	0
Favors	1	0	0.0	0	0
<b>Titans</b>	<b>13</b>	<b>78</b>	<b>6.0</b>	<b>36</b>	<b>0</b>
<b>Opponents</b>	<b>17</b>	<b>163</b>	<b>9.6</b>	<b>45t</b>	<b>2</b>

PUNTING	No	Yds	Avg	Net	TB	In	Lg	B
Hentrich	85	3567	42.0	37.0	8	28	70	0
<b>Titans</b>	<b>85</b>	<b>3567</b>	<b>42.0</b>	<b>37.0</b>	<b>8</b>	<b>28</b>	<b>70</b>	<b>0</b>
<b>Opponents</b>	<b>82</b>	<b>3388</b>	<b>41.3</b>	<b>35.7</b>	<b>9</b>	<b>25</b>	<b>58</b>	<b>1</b>

PUNT RETURNS	No	FC	Yds	Avg	Lg	TD
Mason	20	19	128	6.4	20	0
J.Walker	14	4	125	8.9	36	0
McCareins	2	0	29	14.5	18	0
<b>Titans</b>	<b>36</b>	<b>23</b>	<b>282</b>	<b>7.8</b>	<b>36</b>	<b>0</b>
<b>Opponents</b>	<b>36</b>	<b>20</b>	<b>264</b>	<b>7.3</b>	<b>31</b>	<b>0</b>

KICKOFF RETURNS	No	Yds	Avg	Lg	TD
Mason	34	748	22.0	101t	1
Berlin	13	253	19.5	32	0
Coleman	11	251	22.8	34	0
McCareins	4	70	17.5	21	0
J. Walker	3	33	11.0	19	0
Green	2	20	10.0	12	0
Bennett	1	11	11.0	11	0
Kinney	1	13	13.0	13	0
Long	1	10	10.0	10	0
Rolle	1	3	3.0	3	0
<b>Titans</b>	<b>71</b>	<b>1413</b>	<b>19.9</b>	<b>101t</b>	<b>1</b>
<b>Opponents</b>	<b>57</b>	<b>1418</b>	<b>24.9</b>	<b>81</b>	<b>0</b>

FIELD GOALS	1-19	20-29	30-39	40-49	50+
Nedney	0/0	6/6	5/5	8/15	1/2
<b>Titans</b>	<b>0/0</b>	<b>6/6</b>	<b>5/5</b>	<b>8/15</b>	<b>1/2</b>
<b>Opponents</b>	<b>0/0</b>	<b>4/4</b>	<b>15/17</b>	<b>2/7</b>	<b>1/1</b>

**Nedney:** (51G) (47N, 22G,43G) (46N) (44G, 45G, 47N,49G) (38G, 4G, 30G, 46G) (48N) (51N, 46G) (48N, 27G) (41G, 37G) (49G) (29G) (37G) (44N, 24G) (22G, 21G) (31G) ( )  
**Opponents:** (37G) (35G,37N,39G) (26G,25G) ( ) (40B, 23G) (48N,42G, 27G) (38G) (31G,33G30G) ( ) (39G,47N37G) ( ) ( ) (33G,54G) (40N,35G,33N,42N) (30G,44G) (30G,33G, 34G)

**SACKS**  
 Kearse 10.0, Evans 5.5, Fisk 2.5, Carter 2.0, Rolle 2.0, Smith 2.0, Favors 1.5, Morris 1.5, Bulluck 1.0, Chamberlin 1.0, Ford 1.0, Godfrey 1.0, Robinson 1.0  
**Titans 32.0, Opponents 43.0**

**TACKLES (Solo-Assists-Total)**  
 Godfrey (79-32-111), Robinson (58-43-101) Phenix (63-24-87), Evans (53-24-77), Fisk (38-30-68), Kearse (39-25-64), Bulluck (35-29-64), Carter (39-22-61), Favors (34-27-61), A. Dyson (52-6-58), Rolle (52-4-56), Morris (34-12-46), Ford (24-20-44), Jenkins (12-3-15), Porter (26-5-31), Bishop (22-5-27), Mitchell (22-3-25), Salave'a (6-12-18), J. Walker (8-9-17), Smith (8-8-16), Chamberlin (12-3-15), Booker (6-2-8), Myers (2-2-4), Thomas (2-1-3), Green (1-0-1)  
**Team Totals: 751-352-1103**

	TTITANS	OPP
<b>Total First Downs</b>	<b>288</b>	<b>300</b>
Rushing	87	79
Passing	179	192
Penalty	22	29
3rd Down: Made/Att	98/233	74/212
3rd Down Pct.	42.1	34.9
4th Down: Made/Att	2/15	7/14
4th Down Pct.	13.3	50.0
<b>Possession Avg.</b>	<b>31:29</b>	<b>28:31</b>
<b>Total Net Yards</b>	<b>5352</b>	<b>5515</b>
Avg. Per Game	334.5	344.7
Total Plays	1026	996
Avg. Per Play	5.2	5.5
<b>Net Yards Rushing</b>	<b>1794</b>	<b>1431</b>
Avg. Per Game	112.1	89.4
Total Rushes	468	405
Avg. Per Play	3.8	3.5
<b>Net Yards Passing</b>	<b>3558</b>	<b>4084</b>
Avg. Per Game	222.4	255.3
Sacked/Yards Lost	43/309	32/175
Gross Yards	3867	4259
Att./Comp.	515/307	559/328
Completion Pct.	59.6	58.7
Had Intercepted	17	13
<b>Punts/Average</b>	<b>85/42.0</b>	<b>82/41.3</b>
<b>Net Punting Avg.</b>	<b>85/37.0</b>	<b>82/35.7</b>
<b>Penalties/Yards</b>	<b>119/1025</b>	<b>88/832</b>
<b>Fumbles/Ball Lost</b>	<b>18/11</b>	<b>21/11</b>
<b>Touchdowns</b>	<b>39</b>	<b>46</b>
Rushing	12	17
Passing	23	27
Returns	4	2

BY PERIODS	1	2	3	4	OT	PTS
Titans	84	73	90	86	3	336
Opponents	61	127	74	126	0	388

SCORING	TD	RU	PA	RT	PAT	FG	S	TP
Nedney	0	0	0	0	34/35	20/28	0	94
Mason	10	0	9	1			0	62
K.Dyson	7	0	7	0			0	44
George	5	5	0	0			0	30
McNair	5	5	0	0			0	30
Wycheck	4	0	4	0			0	24
Green	2	1	1	0			0	12
Mitchell	2	0	0	2			0	12
Bennett	1	0	1	0			0	8
Hicks	1	1	0	0			0	6
Kinney	1	0	1	0			0	6
Myers	1	0	0	1			0	6
Fisk	0	0	0	0			1	2
<b>Titans</b>	<b>38</b>	<b>12</b>	<b>23</b>	<b>4</b>	<b>34/35</b>	<b>20/28</b>	<b>1</b>	<b>336</b>
<b>Opponents</b>	<b>46</b>	<b>17</b>	<b>27</b>	<b>2</b>	<b>44/44</b>	<b>22/29</b>	<b>0</b>	<b>388</b>

**2-Pt Conversions:** Mason, K. Dyson, Bennett, Titans 3-4, Opponents 1-2

RUSHING	No	Yds	Avg	Lg	TD
George	315	939	3.0	27	5
McNair	75	414	5.5	24	5
Hicks	56	341	6.1	51	1
Green	15	71	4.7	21	1
O'Donnell	6	28	4.7	15	0
Wycheck	1	1	1.0	1	0
<b>Titans</b>	<b>468</b>	<b>1794</b>	<b>3.8</b>	<b>51</b>	<b>12</b>
<b>Opponents</b>	<b>405</b>	<b>1431</b>	<b>3.5</b>	<b>48t</b>	<b>17</b>

PASSING	Att	Cmp	Pct	Yards	Yds/Att	TD	Int	Lg	Sk/Yds	Rating
McNair	431	264	61.3	3350	7.77	21	12	71t	37/251	90.2
O'Donnell	76	42	55.3	496	6.53	2	2	35t	6/58	73.1
Volek	3	0	0.0	0	0.00	0	0	0	0/0	39.6
Green	2	0	0.0	0	0.00	0	2	0	0/0	0.0
Hentrich	2	0	0.0	0	0.00	0	1	0	0/0	0
Wycheck	1	1	100.0	21	21.00	0	0	21	0/0	118.8
<b>Titans</b>	<b>515</b>	<b>307</b>	<b>59.6</b>	<b>3867</b>	<b>7.51</b>	<b>23</b>	<b>17</b>	<b>71t</b>	<b>43/309</b>	<b>84.2</b>
<b>Opponents</b>	<b>559</b>	<b>328</b>	<b>58.7</b>	<b>4259</b>	<b>7.62</b>	<b>27</b>	<b>13</b>	<b>78</b>	<b>32/175</b>	<b>89.1</b>

### USUAL STARTING LINEUP

**OFFENSE**  
 WR Derrick Mason (85)  
 TE/FB Erron Kinney (88)  
 LT Brad Hopkins (72)  
 LG Zach Piller (69)  
**C** Bruce Matthews (74)  
 RG Benji Olson (75)  
 RT Fred Miller (71)  
 TE Frank Wycheck (89)  
 WR Kevin Dyson (87)  
 QB Steve McNair (9)  
 RB Eddie George (27)

**DEFENSE**  
 LE Kevin Carter (93)  
 LT Josh Evans (91)  
 RT Jason Fisk (97)  
**RE** Jevon Kearse (90)  
 LLB Greg Favors (51)  
 MLB Randall Godfrey (56)  
 RLB Eddie Robinson (55)  
 LCB Andre Dyson (22)  
 RCB Samari Rolle (21)  
 SS Eric Morris (28)  
 FS Perry Phenix (35)

**SPECIALISTS**  
 K Joe Nedney (6)  
 P Craig Hentrich (15)

**Pro Bowl**  
 All-Pro

**GM:** Floyd Reese; **Head Coach:** Jeff Fisher  
**Asst. Coaches:** Mike Heimerdinger (off. coord.), Jim Schwartz (def. coord.), George Henshaw (asst. head coach/off.), Gunther Cunningham (asst. head coach defense/LB), Chuck Cecil (def. asst.), Craig Johnson (off. asst.), Alan Lowry (ST), Mike Munchak (OL), Sherman Smith (RB), Steve Walters (WR), Jim Washburn (DL), Steve Watterson (strength & rehab.), Everett Withers (DB)

### AMERICAN FOOTBALL CONFERENCE STANDINGS

AFC EAST	W	L	T	Pct
New England	11	5	0	.688
* Miami	11	5	0	.688
* N.Y. Jets	10	6	0	.625
Indianapolis	6	10	0	.375
Buffalo	3	13	0	.188
AFC CENTRAL	W	L	T	Pct
Pittsburgh	13	3	0	.812
* Baltimore	10	6	0	.625
Cleveland	7	9	0	.438
<b>Tennessee</b>	<b>7</b>	<b>9</b>	<b>0</b>	<b>.438</b>
Jacksonville	6	10	0	.375
Cincinnati	6	10	0	.375
AFC WEST	W	L	T	Pct
Oakland	10	6	0	.625
Seattle	9	7	0	.562
Denver	8	8	0	.500
Kansas City	6	10	0	.375
San Diego	5	11	0	.312

### NATIONAL FOOTBALL CONFERENCE STANDINGS

NFC EAST	W	L	T	Pct
Philadelphia	11	5	0	.688
Washington	8	8	0	.500
N.Y. Giants				



# 1999 SEASON (13-3 REGULAR SEASON, 3-1 PLAYOFFS) • 2ND PLACE AFC CENTRAL

DATE	OPPONENT	SCORE	W/L	ATT
Sep. 12	CINCINNATI	36-35	W	65,272
Sep. 19	CLEVELAND	26-9	W	65,904
Sep. 26	at Jacksonville	20-19	W	61,502
Oct. 3	at San Francisco	22-24	L	67,447
Oct. 10	BALTIMORE	14-11	W	65,486
Oct. 17	at New Orleans	24-21	W	51,875
Oct. 24	BYE			
Oct. 31	ST. LOUIS	24-21	W	66,415
Nov. 7	at Miami	0-17	L	74,109
Nov. 14	at Cincinnati	24-14	W	46,017
Nov. 21	PITTSBURGH	16-10	W	66,619
Nov. 28	at Cleveland	33-21	W	72,008
Dec. 5	at Baltimore	14-41	L	67,854
Dec. 9	OAKLAND	21-14	W	66,357
Dec. 19	ATLANTA	30-17	W	66,196
Dec. 26	JACKSONVILLE	41-14	W	66,641
Jan. 2	at Pittsburgh	47-36	W	48,025
Jan. 8	BUFFALO	22-16	W	66,782
Jan. 16	at Indianapolis	19-16	W	57,097
Jan. 23	at Jacksonville	33-14	W	75,206
Jan. 30	ST. LOUIS	16-23	L	72,625

\* Overtime

	TITANS	OPP
<b>Total First Downs</b>	<b>294</b>	<b>300</b>
Rushing	109	81
Passing	167	193
Penalty	18	26
3rd Down: Made/Att	83/217	70/200
3rd Down Pct.	38.2	35.0
4th Down: Made/Att	7/12	4/14
4th Down Pct.	58.3	28.6
<b>Possession Avg.</b>	<b>31:30</b>	<b>28:30</b>
<b>Total Net Yards</b>	<b>5296</b>	<b>5245</b>
Avg. Per Game	331.0	327.8
Total Plays	1011	994
Avg. Per Play	5.2	5.3
<b>Net Yards Rushing</b>	<b>1811</b>	<b>1550</b>
Avg. Per Game	113.2	96.9
Total Rushes	459	383
<b>Net Yards Passing</b>	<b>3485</b>	<b>3695</b>
Avg. Per Game	217.8	230.9
Sacked/Yards Lost	25/137	54/305
Gross Yards	3622	4000
Att./Comp.	527/304	557/312
Completion Pct.	57.7	56.0
Had Intercepted	13	16
<b>Punts/Average</b>	<b>90/42.5</b>	<b>80/42.9</b>
<b>Net Punting Avg.</b>	<b>90/38.1</b>	<b>80/37.2</b>
<b>Penalties/Yards</b>	<b>114/1069</b>	<b>128/1010</b>
<b>Fumbles/Ball Lost</b>	<b>17/9</b>	<b>39/24</b>
<b>Touchdowns</b>	<b>46</b>	<b>39</b>
Rushing	19	8
Passing	23	26
Returns	4	5

BY PERIODS	1	2	3	4	OT	PTS
Titans	113	97	85	97	0	392
Opponents	44	93	103	84	0	324

SCORING	TD	RU	PA	RT	PAT	FG	S	TP
Del Greco	0	0	0	0	43/43	21/25	0	106
E. George	13	9	4	0	0	0	0	78
McNair	8	8	0	0	0	0	0	48
Dyson	4	0	4	0	0	0	0	24
Thigpen	4	0	4	0	0	0	0	24
Neal	3	1	2	0	0	0	0	18
Roan	3	0	3	0	0	0	0	18
Byrd	2	0	2	0	0	0	0	12
Wycheck	2	0	2	0	0	0	0	12
Harris	1	0	1	0	0	0	0	8
Kearse	1	0	0	1	0	0	0	6
Mason	1	0	0	1	0	0	0	6
Mitchell	1	0	0	1	0	0	0	6
Sanders	1	0	1	0	0	0	0	6
Thomas	1	1	0	0	0	0	0	6
Walker	1	0	0	1	0	0	0	6
Thornton	0	0	0	0	1	1	2	2
<b>Titans</b>	<b>46</b>	<b>19</b>	<b>23</b>	<b>4</b>	<b>43/43</b>	<b>21/25</b>	<b>4</b>	<b>392</b>
<b>Opponents</b>	<b>39</b>	<b>8</b>	<b>26</b>	<b>5</b>	<b>33/33</b>	<b>15/22</b>	<b>2</b>	<b>324</b>

2-Pt Conversions: Harris, Titans 1-3, Opponents 4-6

RUSHING	No	Yds	Avg	Lg	TD
E. George	320	1304	4.1	40	9
McNair	72	337	4.7	38	8
Thomas	43	164	3.8	22	1
Dyson	1	3	3.0	3	0
Hentrich	2	1	0.5	1	0

PASSING	Att	Cmp	Pct	Yards	Yds/Att	TD	Int	Lg	Sk/Yds	Rating
McNair	331	187	56.5	2179	6.58	12	8	65t	16/74	78.6
O'Donnell	195	116	59.5	1382	7.09	10	5	54t	9/63	87.6
Wycheck	1	1	100.0	61	61.00	1	0	61t	0/0	158.3
<b>Titans</b>	<b>527</b>	<b>304</b>	<b>57.7</b>	<b>3622</b>	<b>6.87</b>	<b>23</b>	<b>13</b>	<b>65t</b>	<b>25/137</b>	<b>83.1</b>
<b>Opponents</b>	<b>557</b>	<b>312</b>	<b>56.0</b>	<b>4000</b>	<b>7.18</b>	<b>26</b>	<b>16</b>	<b>78t</b>	<b>54/305</b>	<b>82.3</b>

Neal	2	1	0.5	1t	1
O'Donnell	19	1	0.1	4	0
<b>Titans</b>	<b>459</b>	<b>1811</b>	<b>3.9</b>	<b>40</b>	<b>19</b>
<b>Opponents</b>	<b>383</b>	<b>1550</b>	<b>4.0</b>	<b>72</b>	<b>8</b>

RECEIVING	No	Yds	Avg	Lg	TD
Wycheck	69	641	9.3	35	2
Dyson	54	658	12.2	47t	4
E. George	47	458	9.7	54t	4
Thigpen	38	648	17.1	35	4
Harris	26	297	11.4	62t	1
Sanders	20	336	16.8	48t	1
Byrd	14	261	18.6	65t	2
Roan	9	93	10.3	24t	3
Thomas	9	72	8.0	26	0
Mason	8	89	11.1	31	0
Neal	7	27	3.9	8	2
Kent	3	42	14.0	25	0
<b>Titans</b>	<b>304</b>	<b>3622</b>	<b>11.9</b>	<b>65t</b>	<b>23</b>
<b>Opponents</b>	<b>312</b>	<b>4000</b>	<b>12.8</b>	<b>78t</b>	<b>26</b>

INTERCEPTIONS	No	Yds	Avg	Lg	TD
Rolle	4	65	16.3	30	0
Sidney	3	12	4.0	7	0
Holmes	2	17	8.5	19	0
Dorsett	1	43	43.0	43	0
Mitchell	1	42	42.0	42t	1
Bowden	1	29	29.0	29	0
Walker	1	27	27.0	27	0
Fisk	1	17	17.0	17	0
Robertson	1	3	3.0	3	0
Jackson	1	2	2.0	2	0
<b>Titans</b>	<b>16</b>	<b>257</b>	<b>16.1</b>	<b>43</b>	<b>1</b>
<b>Opponents</b>	<b>13</b>	<b>227</b>	<b>17.5</b>	<b>47t</b>	<b>2</b>

PUNTING	No	Yds	Avg	Net	TB	In	Lg	B
Hentrich	90	3824	42.5	38.1	3	35	78	0
<b>Titans</b>	<b>90</b>	<b>3824</b>	<b>42.5</b>	<b>38.1</b>	<b>3</b>	<b>35</b>	<b>78</b>	<b>0</b>
<b>Opponents</b>	<b>80</b>	<b>3435</b>	<b>42.9</b>	<b>37.2</b>	<b>5</b>	<b>25</b>	<b>72</b>	<b>2</b>

PUNT RETURNS	No	FC	Yds	Avg	Lg	TD
Mason	26	15	225	8.7	65t	1
Preston TM	8	2	59	7.4	12	0
Byrd	2	0	8	4.0	8	0
S. George	1	0	18	18.0	18	0
Rolle	1	0	23	23.0	23	0
Sidney	1	0	4	4.0	4	0
Thigpen	1	0	21	21.0	21	0
<b>Titans</b>	<b>40</b>	<b>17</b>	<b>358</b>	<b>9.0</b>	<b>65t</b>	<b>1</b>
<b>Opponents</b>	<b>45</b>	<b>22</b>	<b>335</b>	<b>7.4</b>	<b>32</b>	<b>0</b>

KICKOFF RETURNS	No	Yds	Avg	Lg	TD
Mason	41	805	19.6	41	0
Preston TM	5	119	23.8	29	0
S. George	4	63	15.8	22	0
Byrd	2	16	8.0	9	0
Kent	2	24	12.0	13	0
Neal	2	15	7.5	14	0
<b>Titans</b>	<b>56</b>	<b>1042</b>	<b>18.6</b>	<b>41</b>	<b>0</b>
<b>Opponents</b>	<b>76</b>	<b>1596</b>	<b>21.0</b>	<b>99t</b>	<b>2</b>

FIELD GOALS	1-19	20-29	30-39	40-49	50+
Del Greco	1/1	8/8	7/9	4/6	1/1
<b>Titans</b>	<b>1/1</b>	<b>8/8</b>	<b>7/9</b>	<b>4/6</b>	<b>1/1</b>
<b>Opponents</b>	<b>0/0</b>	<b>4/4</b>	<b>4/7</b>	<b>6/9</b>	<b>1/2</b>

**Del Greco:** (50G, 33G) (35G,44N) (44G, 48G) (21G, 22G,28G) (1) (42N,19G) (27G) (33N) (26G) (1) (27G,31G, 37N) (39G,33G) (1) (38G,27G,43N) (30G,20G) (42G)

**Opponents:** (33G,38G) (41G) (42G) (39G) (44G,46G,50G) (24G,42G) (54N,38N) (43N,46G) (32N) (44N,24G) (1) (21G,27G) (32N,45N) (32G) (1) (1)

**SACKS**  
 Kearse 14.5, Robinson 6.0, Ford 5.5, Thornton 4.5, Fisk 4.0, Holmes 4.0, Bowden 3.5, Evans 3.5, Rolle 3.0, Bishop 2.5, Jones 1.0, Frederick 0.5, Jackson 0.5, Robertson 0.5, Wortham 0.5  
**Titans 54.0, Opponents 25.0**

**TACKLES (Solo-Assists-Total)**  
 Bishop (80-33-113), Robinson (84-49-113), Robertson (64-28-92), Kearse (59-26-85), Bowden (54-27-81), Wortham (50-31-81), Fisk (41-39-80), Rolle (57-13-70), Walker (47-9-56), Evans (26-28-54), Ford (26-15-41), Phenix (32-7-39), Sidney (34-5-39), Holmes (20-18-38), Thornton (23-10-33), Killens (13-12-25), Jackson (18-4-22), Colman (12-9-21), Jones (12-7-19), Dorsett (10-1-11), Frederick (2-8-10), Salave'a (4-6-10), Mitchell (6-1-7), McCullough (3-0-3)  
**Team Totals: 760-383-1143**

**USUAL STARTING LINEUP**

**OFFENSE**

WR Kevin Dyson (87)  
 LT Brad Hopkins (72)  
**LG Bruce Matthews (74)**  
 C Kevin Long (60)  
 RG Benji Olson (75)  
 RT Jon Runyan (69)  
**TE Frank Wycheck (89)**  
 WR Yancey Thigpen (82)  
 QB Steve McNair (9)  
**RB Eddie George (27)**  
 FB Lorenzo Neal (41)

**DEFENSE**

**LE Jevon Kearse (90)**  
 LT Josh Evans (91)  
 RT Jason Fisk (97)  
 RE Kenny Holmes (99)  
 LLB Eddie Robinson (55)  
 MLB Barron Wortham (82)  
 RLB Joe Bowden (58)  
 LCB Denard Walker (25)  
 RCB Samari Rolle (21)  
 SS Blaine Bishop (23)  
 FS Marcus Robertson (31)

**SPECIALISTS**

K Al Del Greco (3)  
 P Craig Hentrich (15)

**Pro Bowl**  
 All-Pro

**GM:** Floyd Reese; **Head Coach:** Jeff Fisher  
**Asst. Coaches:** George Henshaw (asst. head coach/run game), Les Steckel (off. coord.), Gregg Williams (def. coord.), Bart Andrus (QB), O'Neill Gilbert (LB), Jerry Gray (DB), Alan Lowry (ST), Mike Munchak (OL), Jim Schwartz (def. asst.), Sherman Smith (RB), Steve Walters (WR), Jim Washburn (DL), Steve Watterson (strength & rehab.)

**AMERICAN FOOTBALL CONFERENCE STANDINGS**

AFC EAST	W	L	T	Pct
Indianapolis	13	3	0	.813
* Buffalo	11	5	0	.688
* Miami	9	7	0	.563
N.Y. Jets	8	8	0	.500
New England	8	8	0	.500
<b>AFC CENTRAL</b>	<b>W</b>	<b>L</b>	<b>T</b>	<b>Pct</b>
Jacksonville	14	2	0	.875
* Tennessee	13	3	0	.813
Baltimore	8	8	0	.500
Pittsburgh	6	10	0	.375
Cincinnati	4	12	0	.250
Cleveland	2	14	0	.125
<b>AFC WEST</b>	<b>W</b>	<b>L</b>	<b>T</b>	<b>Pct</b>
Seattle	9	7	0	.563
Kansas City	9	7	0	.563
Oakland	8	8	0	.500
San Diego	8	8	0	.500
Denver	6	10	0	.375

**NATIONAL FOOTBALL CONFERENCE STANDINGS**

NFC EAST	W	L	T	Pct
Washington	10	6	0	.625
* Dallas	8	8	0	.500
N.Y. Giants	7	9	0	.438
Arizona	6	10	0	.375
Philadelphia	5	11	0	.313
<b>NFC CENTRAL</b>	<b>W</b>	<b>L</b>	<b>T</b>	<b>Pct</b>
Tampa Bay	11	5	0	.688
* Minnesota	10	6	0	.625
* Detroit	8	8	0	.500
Green Bay	8	8	0	.500
Chicago	6	10	0	.375
<b>NFC WEST</b>	<b>W</b>	<b>L</b>	<b>T</b>	<b>Pct</b>
St. Louis	13	3	0	.813
Carolina	8	8	0	.500
Atlanta	5	11	0	.313
San Francisco	4	12	0	.250
New Orleans	3	13	0	.188

\* Wild Card for Playoffs

# ALL-TIME RESULTS

**1998 (8-8)**

DATE	OPPONENT	SCORE	W/L	ATT
Sep. 6	at Cincinnati	23-14	W	55,848
Sep. 13	SAN DIEGO	7-13	L	41,089
Sep. 20	at New England	16-27	L	59,973
Sep. 27	JACKSONVILLE	22-27	L	34,656
Oct. 4	BYE			
Oct. 11	at Baltimore	12-8	W	68,561
Oct. 18	CINCINNATI	44-14	W	33,288
Oct. 25	CHICAGO	20-23	L	40,089
Nov. 1	at Pittsburgh	41-31	W	58,222
Nov. 8	at Tampa Bay	31-22	W	65,054
Nov. 15	PITTSBURGH	23-14	W	41,104
Nov. 22	NY JETS	3-24	L	37,084
Nov. 29	at Seattle	18-20	L	59,048
Dec. 6	BALTIMORE	16-14	W	31,124
Dec. 13	at Jacksonville	16-13	W	65,657
Dec. 20	at Green Bay	22-30	L	59,888
Dec. 26	MINNESOTA	16-26	L	41,121

**1997 (8-8)**

DATE	OPPONENT	SCORE	W/L	ATT
Aug. 31	OAKLAND	24-21*	W	30,171
Sep. 7	at Miami	13-16*	L	64,439
Sep. 14	BYE			
Sep. 21	BALTIMORE	10-36	L	17,737
Sep. 28	at Pittsburgh	24-37	L	57,507
Oct. 5	at Seattle	13-16	L	49,897
Oct. 12	CINCINNATI	30-7	W	17,071
Oct. 19	WASHINGTON	28-14	W	31,042
Oct. 26	at Arizona	41-14	W	44,030
Nov. 2	JACKSONVILLE	24-30	L	27,208
Nov. 9	NY GIANTS	10-6	W	26,744
Nov. 16	at Jacksonville	9-17	L	70,070
Nov. 23	BUFFALO	31-14	W	23,571
Nov. 27	at Dallas	27-14	W	63,421
Dec. 4	at Cincinnati	14-41	L	49,086
Dec. 14	at Baltimore	19-21	L	60,558
Dec. 21	PITTSBURGH	16-6	W	50,677

\* Overtime

**1996 (8-8)**

DATE	OPPONENT	SCORE	W/L	ATT
Sep. 1	KANSAS CITY	19-20	L	27,725
Sep. 8	at Jacksonville	34-27	W	66,468
Sep. 15	BALTIMORE	29-13	W	20,082
Sep. 22	BYE			
Sep. 29	at Pittsburgh	16-30	L	58,608
Oct. 6	at Cincinnati	30-27*	W	44,680
Oct. 13	at Atlanta	23-13	W	35,401
Oct. 20	PITTSBURGH	23-13	W	50,337
Oct. 27	SAN FRANCISCO	9-10	L	53,664
Nov. 3	at Seattle	16-23	L	36,320
Nov. 10	at New Orleans	31-14	W	34,121
Nov. 17	MIAMI	20-23	L	47,358
Nov. 24	CAROLINA	6-31	L	20,107
Dec. 1	at NY Jets	35-10	W	21,731
Dec. 8	JACKSONVILLE	17-23	L	20,196
Dec. 15	CINCINNATI	13-21	L	15,131
Dec. 22	at Baltimore	24-21	W	52,704

\* Overtime

**1995 (7-9)**

DATE	OPPONENT	SCORE	W/L	ATT
Sep. 3	at Jacksonville	10-3	W	72,363
Sep. 10	PITTSBURGH	17-34	L	44,122
Sep. 17	CLEVELAND	7-14	L	36,077
Sep. 24	at Cincinnati	38-28	W	46,332
Oct. 1	JACKSONVILLE	16-17	L	36,346
Oct. 8	at Minnesota	17-23*	L	56,430
Oct. 15	BYE			
Oct. 22	at Chicago	32-35	L	63,545
Oct. 29	TAMPA BAY	19-7	W	31,489
Nov. 5	at Cleveland	37-10	W	57,881
Nov. 12	CINCINNATI	25-32	L	32,998
Nov. 19	at Kansas City	13-20	L	77,576
Nov. 26	DENVER	42-33	W	36,113
Dec. 3	at Pittsburgh	7-21	L	56,013
Dec. 10	DETROIT	17-24	L	35,842
Dec. 17	NY JETS	23-6	W	35,873
Dec. 24	at Buffalo	28-17	W	45,253

\* Overtime

**1994 (2-14)**

DATE	OPPONENT	SCORE	W/L	ATT
Sep. 4	at Indianapolis	21-45	L	47,372
Sep. 11	at Dallas	17-20	L	64,402
Sep. 18	BUFFALO	7-15	L	55,424
Sep. 25	CINCINNATI	20-13	W	44,253
Oct. 3	at Pittsburgh	14-30	L	57,274
Oct. 9	BYE			
Oct. 13	CLEVELAND	8-11	L	50-364
Oct. 24	at Philadelphia	6-21	L	65,233
Oct. 30	at L.A. Raiders	14-17	L	40,473
Nov. 6	PITTSBURGH	9-12*	L	47,822
Nov. 13	at Cincinnati	31-34	L	54,908
Nov. 21	NY GIANTS	10-13	L	53,201
Nov. 27	at Cleveland	10-34	L	65,088
Dec. 4	ARIZONA	12-30	L	39,821
Dec. 11	SEATTLE	14-16	L	31,453
Dec. 18	at Kansas City	9-31	L	79,319
Dec. 24	NY JETS	24-10	W	31,176

\* Overtime

**1993 (12-4, AFC CENTRAL CHAMPIONS)**

DATE	OPPONENT	SCORE	W/L	ATT
Sep. 5	at New Orleans	21-33	L	69,029
Sep. 12	KANSAS CITY	30-0	W	59,780
Sep. 19	at San Diego	17-18	L	58,519
Sep. 26	L.A. RAMS	13-28	L	53,072
Oct. 3	BYE			
Oct. 11	at Buffalo	7-35	L	79,613
Oct. 17	at New England	28-14	W	51,037
Oct. 24	CINCINNATI	28-12	W	50,039
Oct. 31	BYE			
Nov. 7	SEATTLE	24-14	W	50,447
Nov. 14	at Cincinnati	38-3	W	42,347
Nov. 21	at Cleveland	27-20	W	71,668
Nov. 28	PITTSBURGH	23-3	W	61,238
Dec. 5	ATLANTA	33-17	W	58,186
Dec. 12	CLEVELAND	19-17	W	58,720
Dec. 19	at Pittsburgh	26-17	W	57,592
Dec. 25	at San Francisco	10-7	W	61,744
Jan. 2	NY JETS	24-0	W	61,040
Jan. 16	KANSAS CITY	20-28	L	64,011

**1992 (10-6, AFC WILD CARD)**

DATE	OPPONENT	SCORE	W/L	ATT
Sep. 6	PITTSBURGH	24-29	L	63,713
Sep. 13	at Indianapolis	20-10	W	44,851
Sep. 20	KANSAS CITY	23-20*	W	60,955
Sep. 27	SAN DIEGO	27-0	W	57,491
Oct. 4	BYE			
Oct. 11	at Cincinnati	38-24	W	54,254
Oct. 18	at Denver	21-27	L	74,827
Oct. 25	CINCINNATI	26-10	W	58,701
Nov. 1	at Pittsburgh	20-21	L	58,074
Nov. 8	CLEVELAND	14-24	L	57,348
Nov. 15	at Minnesota	17-13	W	56,726
Nov. 22	at Miami	16-19	L	63,597
Nov. 26	at Detroit	24-21	W	73,711
Dec. 7	CHICAGO	24-7	W	62,193
Dec. 13	GREEN BAY	14-16	L	57,285
Dec. 20	at Cleveland	17-14	W	59,898
Dec. 27	BUFFALO	27-3	W	61,742
Jan. 3	at Buffalo	38-41*	L	75,141

\* Overtime

**1991 (11-5, AFC CENTRAL CHAMPIONS)**

DATE	OPPONENT	SCORE	W/L	ATT
Sep. 1	L.A. RAIDERS	47-17	W	61,367
Sep. 8	at Cincinnati	30-7	W	56,463
Sep. 16	KANSAS CITY	17-7	W	61,058
Sep. 22	at New England	20-24	L	30,702
Sep. 29	BYE			
Oct. 6	DENVER	42-14	W	59,145
Oct. 13	at NY Jets	23-20	W	70,758
Oct. 20	at Miami	17-13	W	60,705
Oct. 27	CINCINNATI	25-3	W	58,634
Nov. 3	at Washington	13-16*	L	55,096
Nov. 10	DALLAS	26-23*	W	63,001
Nov. 17	CLEVELAND	28-24	W	58,155
Nov. 24	at Pittsburgh	14-26	L	45,795
Dec. 2	PHILADELPHIA	6-13	L	62,141
Dec. 8	PITTSBURGH	31-6	W	59,225
Dec. 15	at Cleveland	17-14	W	55,680
Dec. 21	at NY Giants	20-24	L	63,421
Dec. 29	NY JETS	17-10	W	61,485
Jan. 4	at Denver	24-26	L	75,301

\* Overtime

**1990 (9-7, AFC CENTRAL CHAMPIONS)**

DATE	OPPONENT	SCORE	W/L	ATT
Sep. 9	at Atlanta	27-47	L	56,222
Sep. 16	at Pittsburgh	9-20	L	54,814
Sep. 23	INDIANAPOLIS	24-10	W	50,093
Sep. 30	at San Diego	17-7	W	48,762
Oct. 7	SAN FRANCISCO	21-24	L	59,931
Oct. 14	CINCINNATI	48-17	W	53,501
Oct. 21	NEW ORLEANS	23-10	W	57,908
Oct. 28	NY JETS	12-17	L	56,337
Nov. 4	at L.A. Rams	13-17	L	52,628
Nov. 11	BYE			
Nov. 18	at Cleveland	35-23	W	76,726
Nov. 26	BUFFALO	27-24	W	60,130
Dec. 2	at Seattle	10-13*	L	57,592
Dec. 9	CLEVELAND	58-14	W	54,469
Dec. 16	at Kansas City	27-10	W	61,756
Dec. 23	at Cincinnati	20-40	L	60,044
Dec. 30	PITTSBURGH	34-14	W	56,906
Jan. 6	at Cincinnati	14-41	L	60,012

\* Overtime

**1989 (9-7, AFC WILD CARD)**

DATE	OPPONENT	SCORE	W/L	ATT
Sep. 10	at Minnesota	7-38	L	54,015
Sep. 17	at San Diego	34-27	W	42,013
Sep. 24	BUFFALO	41-47*	L	57,278
Oct. 1	MIAMI	39-7	W	53,326
Oct. 8	at New England	13-23	L	59,828
Oct. 15	at Chicago	33-28	W	64,383
Oct. 22	PITTSBURGH	27-0	W	59,091
Oct. 29	at Cleveland	17-28	L	78,765
Nov. 5	DETROIT	35-31	W	48,056
Nov. 13	CINCINNATI	26-24	W	60,694
Nov. 19	L.A. RAIDERS	23-7	W	59,198
Nov. 26	at Kansas City	0-34	L	51,342
Dec. 3	at Pittsburgh	23-16	W	40,541
Dec. 10	TAMPA BAY	20-17	W	54,532
Dec. 17	at Cincinnati	7-61	L	47,510
Dec. 23	CLEVELAND	20-24	L	58,852
Dec. 31	PITTSBURGH	23-26*	L	58,306

\* Overtime

**1988 (10-6, AFC WILD CARD)**

DATE	OPPONENT	SCORE	W/L	ATT
Sep. 4	at Indianapolis	17-14*	W	57,251
Sep. 11	L.A. RAIDERS	38-35	W	46,050
Sep. 18	at NY Jets	3-45	L	64,683
Sep. 25	NEW ENGLAND	31-6	W	38,646
Oct. 2	at Philadelphia	23-32	L	64,692
Oct. 9	KANSAS CITY	7-6	W	39,134
Oct. 16	at Pittsburgh	34-14	W	52,229
Oct. 23	at Cincinnati	21-44	L	54,659
Oct. 30	WASHINGTON	41-17	W	48,781
Nov. 7	CLEVELAND	24-17	W	51,467
Nov. 13	at Seattle	24-27	L	60,446
Nov. 20	PHOENIX	38-20	W	43,843
Nov. 24	at Dallas	25-17	W	50,845
Dec. 4	PITTSBURGH	34-37	L	47,791
Dec. 11	CINCINNATI	41-6	W	50,269
Dec. 18	at Cleveland	23-28	L	74,610
Dec. 24	at Cleveland	24-23	W	74,977
Jan. 1	at Buffalo	10-17	L	79,532

\* Overtime

**1987 (9-6, AFC WILD CARD)**

DATE	OPPONENT	SCORE	W/L	ATT
Sep. 13	L.A. RAMS	20-16	W	33,186
Sep. 20	at Buffalo	30-34	L	56,534
Sep. 27	L.A. RAIDERS	<i>Canceled due to players' strike</i>		
+Oct. 4	at Denver	40-10	W	38,494
+Oct. 11	at Cleveland	15-10	W	38,927
+Oct. 18	NEW ENGLAND	7-21	L	26,294
Oct. 25	ATLANTA	37-33	W	29,062
Nov. 1	at Cincinnati	31-29	W	52,700
Nov. 8	at San Francisco	20-27	L	59,740
Nov. 15	at Pittsburgh	23-3	W	56,177
Nov. 22	CLEVELAND	7-40	L	51,161
Nov. 29	at Indianapolis	27-51	L	54,999
Dec. 6	SAN DIEGO	33-18	W	31,714
Dec. 13	at New Orleans	10-24	L	68,257
Dec. 20	PITTSBURGH	24-16	W	38,683
Dec. 27	CINCINNATI	21-17	W	49,775
Jan. 3	SEATTLE	23-20*	W	49,622
Jan. 10	at Denver	10-34	L	75,968

+ Replacement games \* Overtime

## ALL-TIME RESULTS

1986 (5-11)				
DATE	OPPONENT	SCORE	W/L	ATT
Sep. 7	at Green Bay	31-3	W	54,065
Sep. 14	CLEVELAND	20-23	L	46,049
Sep. 21	at Kansas City	13-27	L	43,699
Sep. 29	PITTSBURGH	16-22*	L	42,001
Oct. 5	at Detroit	13-24	L	41,960
Oct. 12	CHICAGO	7-20	L	46,026
Oct. 19	at Cincinnati	28-31	L	53,844
Oct. 26	L.A. RAIDERS	17-28	L	41,641
Nov. 2	at Miami	7-28	L	43,804
Nov. 9	CINCINNATI	32-28	W	32,130
Nov. 16	at Pittsburgh	10-21	L	49,724
Nov. 23	INDIANAPOLIS	31-17	W	31,792
Nov. 30	at Cleveland	10-13*	L	62,309
Dec. 7	at San Diego	0-27	L	40,103
Dec. 14	MINNESOTA	23-10	W	32,738
Dec. 21	BUFFALO	16-7	W	31,409

\* Overtime

1985 (5-11)				
DATE	OPPONENT	SCORE	W/L	ATT
Sep. 8	MIAMI	26-23	W	47,656
Sep. 15	at Washington	13-16	L	53,553
Sep. 22	at Pittsburgh	0-20	L	58,572
Sep. 29	DALLAS	10-17	L	49,686
Oct. 6	at Denver	20-31	L	74,699
Oct. 13	CLEVELAND	6-21	L	38,386
Oct. 20	CINCINNATI	44-27	W	35,590
Oct. 27	at St. Louis	20-10	W	43,190
Nov. 3	KANSAS CITY	23-20	W	41,238
Nov. 10	at Buffalo	0-20	L	21,881
Nov. 17	PITTSBURGH	7-30	L	45,977
Nov. 24	SAN DIEGO	37-35	W	34,336
Dec. 1	at Cincinnati	27-45	L	46,140
Dec. 8	NY GIANTS	14-35	L	36,576
Dec. 15	at Cleveland	21-28	L	50,793
Dec. 22	at Indianapolis	16-34	L	55,818

1984 (3-13)				
DATE	OPPONENT	SCORE	W/L	ATT
Sep. 2	L.A. RAIDERS	14-24	L	49,092
Sep. 9	INDIANAPOLIS	21-35	L	43,820
Sep. 16	at San Diego	14-31	L	52,266
Sep. 23	at Atlanta	10-42	L	45,248
Sep. 30	NEW ORLEANS	10-27	L	43,108
Oct. 7	at Cincinnati	3-13	L	43,637
Oct. 14	at Miami	10-28	L	54,080
Oct. 21	SAN FRANCISCO	21-34	L	39,900
Oct. 28	CINCINNATI	13-31	L	34,010
Nov. 4	at Pittsburgh	7-35	L	48,892
Nov. 11	at Kansas City	17-16	W	44,464
Nov. 18	NY JETS	31-20	W	40,141
Nov. 25	at Cleveland	10-27	L	46,077
Dec. 2	PITTSBURGH	23-20*	W	39,786
Dec. 9	at L.A. Rams	16-27	L	49,092
Dec. 16	CLEVELAND	20-27	L	33,676

\* Overtime

1983 (2-14)				
DATE	OPPONENT	SCORE	W/L	ATT
Sep. 4	GREEN BAY	38-41*	L	44,073
Sep. 11	at L.A. Raiders	6-20	L	37,526
Sep. 18	PITTSBURGH	28-40	L	44,150
Sep. 25	at Buffalo	13-30	L	60,070
Oct. 2	at Pittsburgh	10-17	L	56,901
Oct. 9	DENVER	14-26	L	44,209
Oct. 16	at Minnesota	14-34	L	58,910
Oct. 23	KANSAS CITY	10-13*	L	39,462
Oct. 30	at Cleveland	19-25*	L	68,851
Nov. 6	CINCINNATI	14-55	L	39,706
Nov. 13	DETROIT	27-17	W	40,660
Nov. 20	at Cincinnati	10-38	L	46,375
Nov. 27	at Tampa Bay	24-33	L	38,625
Dec. 4	MIAMI	17-24	L	39,434
Dec. 11	CLEVELAND	34-27	W	29,746
Dec. 18	at Baltimore	10-20	L	20,418

\* Overtime

1982 (1-8)				
DATE	OPPONENT	SCORE	W/L	ATT
Sep. 12	at Cincinnati	6-27	L	52,268
Sep. 19	SEATTLE	23-21	W	43,117
Nov. 21	PITTSBURGH	10-24	L	42,338
Nov. 28	at New England	21-29	L	33,602
Dec. 5	at NY Giants	14-17	L	71,184
Dec. 13	DALLAS	7-37	L	51,808
Dec. 19	at Philadelphia	14-35	L	44,119
Dec. 26	CLEVELAND	14-20	L	36,559
Jan. 2	CINCINNATI	27-35	L	26,522

Note: strike-shortened season

1981 (7-9)				
DATE	OPPONENT	SCORE	W/L	ATT
Sep. 6	at L.A. Rams	27-20	W	63,198
Sep. 13	at Cleveland	9-3	W	79,483
Sep. 20	MIAMI	10-16	L	47,379
Sep. 27	at NY Jets	17-33	L	50,309
Oct. 4	CINCINNATI	17-10	W	44,350
Oct. 11	SEATTLE	35-17	W	42,671
Oct. 18	at New England	10-38	L	60,474
Oct. 26	at Pittsburgh	13-26	L	52,732
Nov. 1	at Cincinnati	21-34	L	54,736
Nov. 8	OAKLAND	17-16	W	45,519
Nov. 15	at Kansas City	10-23	L	73,984
Nov. 22	NEW ORLEANS	24-27	L	49,581
Nov. 29	ATLANTA	27-31	L	40,201
Dec. 3	CLEVELAND	17-13	W	44,502
Dec. 13	at San Francisco	6-28	L	55,707
Dec. 20	PITTSBURGH	21-20	W	41,056

1980 (11-5, AFC CENTRAL CHAMPIONS)				
DATE	OPPONENT	SCORE	W/L	ATT
Sep. 7	at Pittsburgh	17-31	L	54,386
Sep. 15	at Cleveland	16-7	W	80,243
Sep. 21	BALTIMORE	21-16	W	47,878
Sep. 28	at Cincinnati	13-10	W	50,413
Oct. 5	SEATTLE	7-26	L	46,860
Oct. 12	at Kansas City	20-21	L	75,048
Oct. 19	TAMPA BAY	20-14	W	48,167
Oct. 26	CINCINNATI	23-3	W	49,189
Nov. 2	at Denver	20-16	W	74,717
Nov. 10	NEW ENGLAND	38-34	W	51,524
Nov. 16	at Chicago	10-6	W	59,390
Nov. 23	at NY Jets	28-31*	L	52,358
Nov. 30	CLEVELAND	14-17	L	61,514
Dec. 4	PITTSBURGH	6-0	W	53,960
Dec. 14	at Green Bay	22-3	W	53,201
Dec. 21	MINNESOTA	20-16	W	51,064
Dec. 28	at Oakland	7-27	L	52,762

\* Overtime

1979 (11-5, AFC WILD CARD)				
DATE	OPPONENT	SCORE	W/L	ATT
Sep. 2	at Washington	29-27	W	54,582
Sep. 9	at Pittsburgh	7-38	L	49,792
Sep. 16	KANSAS CITY	20-6	W	45,684
Sep. 23	at Cincinnati	30-27*	W	45,615
Sep. 30	CLEVELAND	31-10	W	48,915
Oct. 7	ST. LOUIS	17-24	L	53,043
Oct. 14	at Baltimore	28-16	W	45,021
Oct. 21	at Seattle	14-34	L	60,705
Oct. 28	NY JETS	27-24*	W	45,825
Nov. 5	at Miami	9-6	W	70,273
Nov. 11	OAKLAND	31-17	W	48,614
Nov. 18	CINCINNATI	42-21	W	49,829
Nov. 22	at Dallas	30-24	W	63,897
Dec. 2	at Cleveland	7-14	L	69,112
Dec. 10	PITTSBURGH	20-17	W	55,293
Dec. 16	PHILADELPHIA	20-26	L	49,407
Dec. 23	DENVER	13-7	W	48,776
Dec. 29	at San Diego	17-14	W	51,192
Jan. 6	at Pittsburgh	13-27	L	50,475

\* Overtime

1978 (10-6, AFC WILD CARD)				
DATE	OPPONENT	SCORE	W/L	ATT
Sep. 3	at Atlanta	14-20	L	57,328
Sep. 10	at Kansas City	20-17	W	40,213
Sep. 17	SAN FRANCISCO	20-19	W	46,161
Sep. 24	LOS ANGELES	6-10	L	45,749
Oct. 1	at Cleveland	16-13	W	72,776
Oct. 8	at Oakland	17-21	L	52,550
Oct. 15	BUFFALO	17-10	W	47,727
Oct. 23	at Pittsburgh	24-17	W	48,021
Oct. 29	at Cincinnati	13-28	L	50,532
Nov. 5	CLEVELAND	14-10	W	45,827
Nov. 12	at New England	26-23	W	60,356
Nov. 20	MIAMI	35-30	W	50,290
Nov. 26	CINCINNATI	17-10	W	43,245
Dec. 3	PITTSBURGH	3-13	L	54,261
Dec. 10	at New Orleans	17-12	W	63,169
Dec. 17	SAN DIEGO	24-45	L	49,554
Dec. 24	at Miami	17-9	W	70,036
Dec. 31	at New England	31-14	W	61,297
Jan. 7	at Pittsburgh	5-34	L	49,417

1977 (8-6)				
DATE	OPPONENT	SCORE	W/L	ATT
Sep. 18	NY JETS	20-0	W	39,488
Sep. 25	at Green Bay	16-10	W	55,071
Oct. 2	at Miami	7-27	L	49,619
Oct. 9	PITTSBURGH	27-10	W	49,226
Oct. 16	CLEVELAND	23-24	L	47,888
Oct. 23	at Pittsburgh	10-27	L	48,517
Oct. 30	at Cincinnati	10-13*	L	53,194
Nov. 6	CHICAGO	47-0	W	47,226
Nov. 13	at Oakland	29-34	L	53,667
Nov. 20	at Seattle	22-10	W	61,519
Nov. 27	KANSAS CITY	34-20	W	42,934
Dec. 4	DENVER	14-24	L	46,875
Dec. 11	at Cleveland	19-15	W	30,898
Dec. 18	CINCINNATI	21-16	W	46,212

\* Overtime

1976 (5-9)				
DATE	OPPONENT	SCORE	W/L	ATT
Sep. 12	TAMPA BAY	20-0	W	42,228
Sep. 19	at Buffalo	13-3	W	61,364
Sep. 26	OAKLAND	13-14	L	42,338
Oct. 3	at New Orleans	31-26	W	51,973
Oct. 10	DENVER	17-3	W	47,928
Oct. 17	at San Diego	27-30	L	31,565
Oct. 24	CINCINNATI	7-27	L	45,499
Nov. 1	at Baltimore	14-38	L	60,020
Nov. 7	CLEVELAND	7-21	L	39,828
Nov. 14	at Cincinnati	27-31	L	53,243
Nov. 21	at Pittsburgh	16-32	L	47,947
Nov. 28	ATLANTA	20-14	W	25,838
Dec. 5	at Cleveland	10-13	L	56,025
Dec. 11	PITTSBURGH	0-21	L	44,743

1975 (10-4)				
DATE	OPPONENT	SCORE	W/L	ATT
Sep. 21	at New England	7-0	W	51,934
Sep. 28	SAN DIEGO	33-17	W	33,765
Oct. 5	CINCINNATI	19-21	L	42,412
Oct. 12	at Cleveland	40-10	W	46,531
Oct. 19	WASHINGTON	13-10	W	49,566
Oct. 26	DETROIT	24-8	W	46,904
Nov. 2	at Kansas City	17-13	W	62,989
Nov. 9	at Pittsburgh	17-24	L	49,460
Nov. 16	MIAMI	20-19	W	48,892
Nov. 24	PITTSBURGH	9-32	L	49,947
Nov. 30	at Cincinnati	19-23	L	46,128
Dec. 7	at San Francisco	27-13	W	44,015
Dec. 14	at Oakland	27-26	W	50,719
Dec. 21	CLEVELAND	21-10	W	43,770

1974 (7-7)				
DATE	OPPONENT	SCORE	W/L	ATT
Sep. 15	SAN DIEGO	21-14	W	25,317
Sep. 22	at Cleveland	7-20	L	55,242
Sep. 29	KANSAS CITY	7-17	L	28,538
Oct. 6	PITTSBURGH	7-13	L	30,049
Oct. 13	at Minnesota	10-51	L	48,006
Oct. 20	ST. LOUIS	27-31	L	26,371
Oct. 27	at Cincinnati	34-21	W	55,434
Nov. 3	at NY Jets	27-22	W	47,218
Nov. 10	at Buffalo	21-9	W	79,144
Nov. 17	CINCINNATI	20-3	W	44,054
Nov. 24	DALLAS	0-10	L	49,775
Dec. 1	at Pittsburgh	13-10	W	41,195
Dec. 8	at Denver	14-37	L	46,942
Dec. 15	CLEVELAND	28-24	W	33,299

1973 (1-13)				
DATE	OPPONENT	SCORE	W/L	ATT
Sep. 16	at NY Giants	14-34	L	57,979
Sep. 23	at Cincinnati	10-24	L	51,823
Sep. 30	PITTSBURGH	7-36	L	39,331
Oct. 7	LA RAMS	26-31	L	34,875
Oct. 14	DENVER	20-48	L	32,801
Oct. 21	at Cleveland	13-42	L	61,146
Oct. 28	at Chicago	14-35	L	43,755
Nov. 4	at Baltimore	31-27	W	52,707
Nov. 11	CLEVELAND	13-23	L	37,230
Nov. 18	at Kansas City	14-38	L	68,444
Nov. 25	NEW ENGLAND	0-32	L	27,344
Dec. 2	OAKLAND	6-17	L	25,801
Dec. 9	at Pittsburgh	7-33		



ALL-TIME RESULTS

1972 (1-13)

Table with columns: DATE, OPPONENT, SCORE, W/L, ATT. Rows include games against Denver, Miami, NY Jets, Oakland, Pittsburgh, Cleveland, Cincinnati, Cleveland, Philadelphia, Green Bay, San Diego, Atlanta, Pittsburgh, Cincinnati.

1971 (4-9-1)

Table with columns: DATE, OPPONENT, SCORE, W/L, ATT. Rows include games against Cleveland, Kansas City, New Orleans, Washington, Detroit, Pittsburgh, Cincinnati, New England, Oakland, Cincinnati, Cleveland, Pittsburgh, Buffalo, San Diego.

1970 (3-10-1)

Table with columns: DATE, OPPONENT, SCORE, W/L, ATT. Rows include games against Pittsburgh, Miami, Cincinnati, Baltimore, Pittsburgh, San Diego, St. Louis, Kansas City, San Francisco, Cleveland, Denver, Cleveland, Cincinnati, Dallas.

1969 (6-6-2, AFL WILD CARD)

Table with columns: DATE, OPPONENT, SCORE, W/L, ATT. Rows include games against Oakland, Buffalo, Miami, Buffalo, Kansas City, New York, Denver, Cincinnati, Denver, Miami, San Diego, New York, Boston, Oakland.

1968 (7-7)

Table with columns: DATE, OPPONENT, SCORE, W/L, ATT. Rows include games against Kansas City, Miami, San Diego, Oakland, Miami, Boston, New York, Denver, Kansas City, Buffalo, Boston.

1967 (9-4-1, AFL EAST CHAMPIONS)

Table with columns: DATE, OPPONENT, SCORE, W/L, ATT. Rows include games against Kansas City, Buffalo, San Diego, Denver, New York, Kansas City, Buffalo, Boston, Denver, Boston, Miami, Oakland, San Diego, Miami, Oakland.

1966 (3-11)

Table with columns: DATE, OPPONENT, SCORE, W/L, ATT. Rows include games against Denver, Oakland, New York, Buffalo, Denver, New York, Miami, Kansas City, Oakland, Boston, Buffalo, San Diego, Boston, Miami.

1965 (4-10)

Table with columns: DATE, OPPONENT, SCORE, W/L, ATT. Rows include games against New York, Boston, Oakland, San Diego, Denver, Denver, Kansas City, Buffalo, Oakland, Denver, New York, San Diego, Buffalo, San Diego, Boston.

1964 (4-10)

Table with columns: DATE, OPPONENT, SCORE, W/L, ATT. Rows include games against San Diego, Oakland, Denver, Kansas City, Buffalo, New York, San Diego, Buffalo, Boston, Oakland, Kansas City, Boston, New York, Denver.

1963 (6-8)

Table with columns: DATE, OPPONENT, SCORE, W/L, ATT. Rows include games against Oakland, Denver, New York, Buffalo, Kansas City, Denver, Buffalo, Kansas City, Boston, New York, San Diego, Boston, San Diego, Oakland.

1962 (11-3, AFL EAST CHAMPIONS)

Table with columns: DATE, OPPONENT, SCORE, W/L, ATT. Rows include games against Buffalo, Boston, San Diego, Buffalo, New York, Denver, Dallas, Dallas, Oakland, Boston, San Diego, Denver, Oakland, New York, Dallas.

\* Overtime

1961 (10-3-1, AFL EAST CHAMPIONS)

Table with columns: DATE, OPPONENT, SCORE, W/L, ATT. Rows include games against Oakland, San Diego, Dallas, Buffalo, Boston, Dallas, Buffalo, Denver, San Diego, New York, Oakland, San Diego, New York, Oakland, San Diego.

1960 (10-4, AFL EAST CHAMPIONS)

Table with columns: DATE, OPPONENT, SCORE, W/L, ATT. Rows include games against Oakland, Los Angeles, Oakland, New York, Dallas, New York, Buffalo, Denver, Los Angeles, Denver, Dallas, Buffalo, Buffalo, Boston, Los Angeles.

## TITANS VS. THE NFL

All-time regular season and playoff records versus 31 current NFL opponents

OPPONENT	FIRST MEETING	REGULAR SEASON			POSTSEASON			COMBINED			STREAK	LAST TIME
		HOME	AWAY	TOTAL	HOME	AWAY	TOTAL	HOME	AWAY	TOTAL		
Arizona Cardinals	1970	2-4-0	2-3-0	4-7-0	0-0	0-0	0-0	2-4-0	2-3-0	4-7-0	L2	12/10/17 at Ari, L 7-12
Atlanta Falcons	1972	5-2-0	3-5-0	8-7-0	0-0	0-0	0-0	5-2-0	3-5-0	8-7-0	W1	9/29/19 at Atl, W 24-10
Baltimore Ravens	1996	6-5-0	5-5-0	11-10-0	0-3	2-0	2-2	6-8-0	7-5-0	13-13-0	L1	1/10/21 at Ten, L 13-20
Buffalo Bills	1960	14-8-0	14-9-0	28-17-0	1-0	0-2	1-2	15-8-0	14-11-0	29-19-0	W1	10/13/20 at Ten, W 42-16
Carolina Panthers	1996	1-2-0	2-1-0	3-3-0	0-0	0-0	0-0	1-2-0	2-1-0	3-3-0	L2	11/3/19 at Car, L 20-30
Chicago Bears	1973	3-4-0	4-2-0	7-6-0	0-0	0-0	0-0	3-4-0	4-2-0	7-6-0	W2	11/8/20 at Ten, W 24-17
Cincinnati Bengals	1968	23-13-1	17-21-0	40-34-1	0-0	0-1	0-1	23-13-1	17-22-0	40-35-1	L1	11/1/20 at Cin, L 20-31
Cleveland Browns	1970	14-20-0	17-16-0	31-36-0	0-0	1-0	1-0	14-20-0	17-16-0	31-36-0	L1	12/6/20 at Ten, L 35-41
Dallas Cowboys	1970	2-5-0	5-3-0	7-8-0	0-0	0-0	0-0	2-5-0	5-3-0	7-8-0	W1	11/5/18 at Dal, W 28-14
Denver Broncos	1960	15-6-0	8-10-1	23-16-1	1-0	0-2	1-2	16-6-0	8-12-1	24-18-1	W1	9/14/20 at Den, W 16-14
Detroit Lions	1971	6-2-0	4-1-0	10-3-0	0-0	0-0	0-0	6-2-0	4-1-0	10-3-0	W6	12/20/20 at Ten, W 46-25
Green Bay Packers	1972	3-3-0	4-3-0	7-6-0	0-0	0-0	0-0	3-3-0	4-3-0	7-6-0	L1	12/27/20 at GB, L 14-40
Houston Texans	2002	12-7-0	9-10-0	21-17-0	0-0	0-0	0-0	12-7-0	9-10-0	21-17-0	W3	1/3/21 at Hou, W 41-38
Indianapolis Colts	1970	8-16-0	9-19-0	17-35-0	0-0	1-0	1-0	8-16-0	10-19-0	18-35-0	W1	11/29/20 at Ind, W 45-26
Jacksonville Jaguars	1995	17-9-0	14-12-0	31-21-0	0-0	1-0	1-0	17-9-0	15-12-0	32-21-0	W3	12/13/20 at Jax, W 31-10
Kansas City Chiefs	1960	13-10-0	10-17-0	23-27-0	0-2	1-1	1-3	13-12-0	11-18-0	24-30-0	L1	1/19/20 at KC, L 24-35
Las Vegas Raiders	1960	15-14-0	6-12-0	21-26-0	0-0	0-4	0-4	15-14-0	6-16-0	21-30-0	W1	12/8/19 at Oak, W 42-21
Los Angeles Chargers	1960	12-9-0	3-18-1	15-27-1	1-0	2-1	3-1	13-9-0	5-19-1	18-28-1	W1	10/20/19 at Ten, W 23-20
Los Angeles Rams	1973	3-4-0	2-3-0	5-7-0	0-0	0-0	0-1*	3-4-0	2-3-0	5-8-0*	L1	12/24/17 at Ten, L 23-27
Miami Dolphins	1966	8-8-0	8-13-0	16-21-0	0-0	1-0	1-0	8-8-0	9-13-0	17-21-0	L2	9/9/18 at Mia, L 20-27
Minnesota Vikings	1974	3-2-0	2-7-0	5-9-0	0-0	0-0	0-0	3-2-0	2-7-0	5-9-0	W1	9/27/20 at Min, W 31-30
New England Patriots	1960	11-7-0	5-16-1	16-23-1	0-0	2-2	2-2	11-7-0	7-18-1	18-25-1	W2	1/4/20 at NE, W 20-13
New Orleans Saints	1971	2-4-1	6-2-0	8-6-1	0-0	0-0	0-0	2-4-1	6-2-0	8-6-1	L1	12/22/19 at TEN, L 28-38
New York Giants	1973	3-3-0	3-3-0	6-6-0	0-0	0-0	0-0	3-3-0	3-3-0	6-6-0	W1	12/16/18 at NY, W 17-0
New York Jets	1960	18-6-0	6-13-1	24-19-1	1-0	0-0	1-0	19-7-0	6-12-1	25-19-1	W1	12/2/18 at Ten, W 26-22
Philadelphia Eagles	1972	3-3-0	2-4-0	5-7-0	0-0	0-0	0-0	3-3-0	2-4-0	5-7-0	W1	9/30/18 at Ten, W 26-23 OT
Pittsburgh Steelers	1970	19-19-0	12-25-0	31-44-0	1-1	0-2	1-3	20-20-0	12-27-0	32-47-0	L3	10/25/20 at Ten, L 24-27
San Francisco 49ers	1970	2-5-0	3-4-0	5-9-0	0-0	0-0	0-0	2-5-0	3-4-0	5-9-0	L2	12/17/17 at SF, L 23-25
Seattle Seahawks	1977	4-3-0	2-7-0	6-10-0	1-0	0-0	1-0	5-3-0	2-7-0	7-10-0	W1	9/24/17 at Ten, W 33-27
Tampa Bay Buccaneers	1976	8-0-0	2-2-0	10-2-0	0-0	0-0	0-0	8-0-0	2-2-0	10-2-0	W3	10/27/19 at Ten, W 27-23
Washington Football Team	1971	4-2-0	3-4-0	7-6-0	0-0	0-0	0-0	3-2-0	3-4-0	6-6-0	W1	12/22/18 at Ten, W 25-16

\* Series vs. Los Angeles includes Super Bowl XXXIV loss in Atlanta, Ga.

^ Game played in London, U.K.

**Notes:** The Cardinals were previously the Phoenix Cardinals (1988-93), St. Louis Cardinals (1960-87) and Chicago Cardinals (1920-59). The Bears were previously the Decatur Staleys (1920) and Chicago Staleys (1921). The Browns did not play from 1996-98 and rejoined league as expansion team in 1999. The Colts were previously the Baltimore Colts (1953-83). The Chiefs were previously the Dallas Texans (1960-62). The Patriots were previously the Boston Patriots (1960-70). The Jets were previously the New York Titans (1960-62). The Raiders were previously the Oakland Raiders (1960-81 and 1995-2019) and the Los Angeles Raiders (1982-94). The Rams were previously the Cleveland Rams (1937-42, 1944-45) and the St. Louis Rams (1995-2015).

## TEAM-BY-TEAM RESULTS

### Oilers/Titans Home Stadium Dates

1960-64: Jeppesen Stadium, Houston  
 1965-67: Rice Stadium, Houston  
 1968-96: Astrodome, Houston  
 1997: Liberty Bowl, Memphis  
 1998: Vanderbilt Stadium, Nashville  
 1999-Present: Nissan Stadium, Nashville

### Abbreviations

AFL Champ - AFL Championship game  
 AFL Div - AFL Divisional playoff game  
 WC - first round playoff game (Wild Card)  
 Div - Divisional playoff game  
 Champ - AFC Championship game  
 SB - Super Bowl XXXIV



### vs. ARIZONA CARDINALS

Regular Season: 4-7 (Home 2-4, Away 2-3) • Playoffs: 0-0

Date	Site	W/L	Score
11-1-70	St.L	L	0-44
10-20-74	Hou	L	27-31
10-7-79	Hou	L	17-24
10-27-85	St.L	W	20-10
11-20-88	Hou	W	38-20
12-4-94	Hou	L	12-30
10-26-97	Ariz	W	41-14
10-23-05	Ariz	L	10-20

Date	Site	W/L	Score
11-29-09	Tenn	W	20-17
12-15-13	Tenn	L	34-37 OT
12-10-17	Ariz	L	7-12

Points: Titans 226, Cardinals 259  
 Longest Win Streak: 2 (1985-88)  
 Longest Losing Streak: 3 (1970-79)  
 At Nissan Stadium: 1-1  
 At Univ. of Phoenix Stadium: 0-1



### vs. ATLANTA FALCONS

Regular Season: 8-7 (Home 5-2, Away 3-5) • Playoffs: 0-0

Date	Site	W/L	Score
12-3-72	Atl	L	10-20
11-28-76	Hou	W	20-14
9-3-78	Atl	L	14-20
11-29-81	Hou	L	27-31
9-23-84	Atl	L	10-42
10-25-87	Hou	W	37-33

Date	Site	W/L	Score
9-9-90	Atl	L	27-47
12-5-93	Hou	W	33-17
10-13-96	Atl	W	23-13
12-19-99	Tenn	W	30-17
11-23-03	Atl	W	38-31
10-7-07	Tenn	W	20-13

Points: Titans 337, Falcons 341  
 Longest Win Streak: 5 (1993-2007)  
 Longest Losing Streak: 3 (1978-84)  
 At Nissan Stadium: 2-1  
 At Georgia Dome: 2-1  
 At Mercedes-Benz Stadium: 1-0



### vs. BALTIMORE RAVENS

Regular Season: 11-10 (Home 6-5, Away 5-5) • Playoffs: 2-3 (Home 0-3, Away 2-0)

Date	Site	W/L	Score
9-15-96	Hou	W	29-13
12-22-96	Balt	W	24-21 OT
9-21-97	Tenn	L	10-36
12-14-97	Balt	L	19-21
10-11-98	Balt	W	12-8
12-6-98	Tenn	W	16-14
10-10-99	Tenn	W	14-11
12-5-99	Balt	L	14-41
10-22-00	Balt	W	14-6

Date	Site	W/L	Score
11-12-00	Tenn	L	23-24
<b>1-7-01</b>	<b>Tenn</b>	<b>L</b>	<b>10-24 (Div)</b>
10-7-01	Balt	L	7-26
11-12-01	Tenn	L	10-16
11-24-02	Balt	L	12-13
<b>1-3-04</b>	<b>Balt</b>	<b>W</b>	<b>20-17 (WC)</b>
9-18-05	Tenn	W	25-10
11-12-06	Tenn	L	26-27
10-05-08	Balt	W	13-10

Points: Titans 435, Ravens 482  
 Longest Win Streak: 3 (1998-99)  
 Longest Losing Streak: 5 (2000-02)  
 At Nissan Stadium: 4-7  
 At M&T Bank Stadium: 6-4  
 Series Sweeps: Titans (1996, 98); Ravens (1997, 2001)



### vs. BUFFALO BILLS

Regular Season: 28-16 (Home 14-8, Away 14-8) • Playoffs: 1-2 (Home 1-0, Away 0-2)

Date	Site	W/L	Score
10-30-60	Buff	L	24-25
12-11-60	Hou	W	31-23
10-8-61	Hou	L	12-22
10-29-61	Buff	W	28-16
9-9-62	Buff	W	28-23
10-7-62	Hou	W	17-14
9-28-63	Buff	W	31-20
10-20-63	Hou	W	28-14
10-11-64	Hou	L	17-48
11-1-64	Buff	L	10-24
10-31-65	Buff	W	19-17
12-5-65	Hou	L	18-29
9-25-66	Buff	L	20-27
11-20-66	Hou	L	20-42
9-17-67	Buff	W	20-3

Date	Site	W/L	Score
10-29-67	Hou	W	10-3
10-27-68	Buff	W	30-7
12-7-68	Hou	W	35-6
9-21-69	Buff	W	17-3
10-5-69	Hou	W	28-14
12-12-71	Buff	W	20-14
11-10-74	Buff	W	21-9
9-19-76	Buff	W	13-3
10-15-78	Hou	W	17-10
9-25-83	Buff	L	13-30
11-10-85	Buff	L	0-20
12-21-86	Hou	W	16-7
9-20-87	Buff	L	30-34
<b>1-1-89</b>	<b>Buff</b>	<b>L</b>	<b>10-17 (Div)</b>
9-24-89	Hou	L	41-47 OT

Points: Titans 1,042, Bills 918  
 Longest Win Streak: 10 (1967-78)  
 Longest Losing Streak: 3 (last 2015-19)  
 At Nissan Stadium: 4-1 overall (1-0 post)  
 At Ralph Wilson Stadium: 6-7 overall (0-2 postseason)  
 At New Era Field: 0-1 overall  
 Series Sweeps: Titans (1962, 63, 67, 68, 69); Bills (1964, 66)



### vs. CAROLINA PANTHERS

Regular Season: 3-3 (Home 1-2, Away 2-1) • Playoffs: 0-0

Date	Site	W/L	Score
11-24-96	Hou	L	6-31
10-19-03	Car	W	37-17
11-4-07	Tenn	W	20-7
11-13-11	Car	W	30-3
11-15-15	Tenn	L	10-27

Date	Site	W/L	Score
11-3-19	Car	L	20-30

Total Points: Titans 123, Panthers 115  
 Longest Win Streak: 3 (2003-11)  
 Longest Losing Streak: 2 (2015-19)  
 At Nissan Stadium: 1-1  
 At Bank of America Stadium: 2-1



**vs. CHICAGO BEARS**

Regular Season: 7-6 (Home 3-4, Away 4-2) • Playoffs: 0-0

Date	Site	W/L	Score
10-28-73	Chi	L	14-35
11-6-77	Hou	W	47-0
11-16-80	Chi	W	10-6
10-12-86	Hou	L	7-20
10-15-89	Chi	W	33-28

Date	Site	W/L	Score
12-7-92	Hou	W	24-7
10-22-95	Chi	L	32-35
10-25-98	Tenn	L	20-23
11-14-04	Tenn	L	17-19 OT
11-9-08	Chi	W	21-14

Date	Site	W/L	Score
11-4-12	Tenn	L	20-51
11-27-16	Chi	W	27-21
11-8-20	Tenn	W	24-17

**Total Points:** Titans 296, Bears 266  
**Longest Win Streak:** 2 (last 1989-92)  
**Longest Losing Streak:** 3 (1995-04)  
**At Nissan Stadium:** 1-2  
**At Soldier Field:** 4-2



**vs. CINCINNATI BENGALS**

Regular Season: 40-34-1 (Home 23-13-1, Away 17-21) • Playoffs: 0-1 (Home 0-0, Away 0-1)

Date	Site	W/L	Score
11-3-68	Cin	W	27-17
11-9-69	Hou	T	31-31
10-4-70	Cin	W	20-13
12-13-70	Hou	L	20-30
10-31-71	Hou	L	10-6
11-21-71	Cin	L	13-28
10-29-72	Cin	L	7-30
12-17-72	Hou	L	17-61
9-23-73	Cin	L	10-24
12-16-73	Hou	L	24-27
10-27-74	Cin	W	21-34
11-17-74	Hou	W	20-3
10-5-75	Hou	L	19-21
11-30-75	Cin	L	19-23
10-24-76	Hou	L	7-27
11-14-76	Cin	L	27-31
10-30-77	Cin	L	10-13 OT
12-18-77	Hou	W	21-16
10-29-78	Cin	L	13-28
11-26-78	Hou	W	17-10
9-23-79	Cin	W	30-27 OT
11-18-79	Hou	W	42-21

Date	Site	W/L	Score
9-28-80	Cin	W	13-10
10-26-80	Hou	W	23-3
10-4-81	Hou	W	17-10
11-1-81	Cin	L	21-34
9-12-82	Cin	L	6-27
1-2-83	Hou	L	27-35
11-6-83	Hou	L	14-55
11-20-83	Cin	L	10-38
10-7-84	Cin	L	3-13
10-28-84	Hou	L	13-31
10-20-85	Hou	W	27-44
12-1-85	Cin	L	27-45
10-19-86	Cin	L	28-31
11-9-86	Hou	W	32-28
11-1-87	Cin	W	31-29
12-27-87	Hou	W	21-17
10-23-88	Cin	L	21-44
12-11-88	Hou	W	41-6
11-13-89	Hou	W	26-24
12-17-89	Cin	L	7-61
10-14-90	Hou	W	48-17
12-23-90	Cin	L	20-40

Date	Site	W/L	Score
<b>1-6-91</b>	<b>Cin</b>	<b>L</b>	<b>14-41 (WC)</b>
9-8-91	Cin	W	30-7
10-27-91	Hou	W	35-3
10-11-92	Cin	W	38-24
10-25-92	Hou	W	26-10
10-24-93	Hou	W	28-12
11-14-93	Cin	W	38-3
9-25-94	Hou	W	20-13
11-13-94	Cin	L	31-34
9-24-95	Cin	W	38-28
11-12-95	Hou	L	25-32
10-6-96	Cin	W	30-27 OT
12-15-96	Hou	L	13-21
10-12-97	Tenn	W	30-7
12-4-97	Cin	L	14-41
9-6-98	Cin	W	23-14
10-18-98	Tenn	W	44-14
9-12-99	Tenn	W	36-35
11-14-99	Cin	W	24-14
10-8-00	Cin	W	23-14
12-10-00	Tenn	W	35-3
11-18-01	Cin	W	20-7

**Total Points:** Titans 1,745, Bengals 1,785  
**Longest Win Streak:** 7 (last 1998-01)  
**Longest Losing Streak:** 7 (1981-84)  
**At Nissan Stadium:** 4-3  
**At Paul Brown Stadium:** 4-3  
**Series Sweeps:** Titans (1974, 79, 80, 87, 91, 92, 93, 98, 99, 00); Bengals (1972, 73, 75, 76, 82, 83, 84)



**vs. CLEVELAND BROWNS**

Regular Season: 31-36 (Home 14-20, Away 17-16) • Playoffs: 1-0 (Home 0-0, Away 1-0)

Date	Site	W/L	Score
11-22-70	Clev	L	14-28
12-7-70	Hou	L	10-21
9-19-71	Clev	L	0-31
11-28-71	Hou	L	24-27
10-22-72	Hou	L	17-23
11-5-72	Clev	L	0-20
10-21-73	Clev	L	13-42
11-11-73	Hou	L	13-23
9-22-74	Clev	L	7-20
12-15-74	Hou	W	24-28
10-12-75	Clev	W	10-40
12-21-75	Hou	W	10-21
11-7-76	Hou	L	7-21
12-5-76	Clev	L	10-13
10-16-77	Hou	L	23-24
12-11-77	Clev	W	15-19
10-1-78	Clev	W	13-16
11-5-78	Hou	W	10-14
9-30-79	Hou	W	31-10
12-2-79	Clev	L	7-14

Date	Site	W/L	Score
9-15-80	Clev	W	7-16
11-30-80	Hou	L	14-17
9-13-81	Clev	W	9-3
12-3-81	Hou	W	17-13
12-26-82	Hou	L	14-20
10-30-83	Clev	L	19-25 OT
12-11-83	Hou	W	27-34
11-25-84	Clev	L	10-27
12-16-84	Hou	L	20-27
10-13-85	Hou	L	6-21
12-15-85	Clev	L	21-28
9-14-86	Hou	L	20-23
11-30-86	Clev	L	10-13 OT
10-11-87	Clev	W	15-10
11-22-87	Hou	L	7-40
11-7-88	Hou	W	24-17
12-18-88	Clev	L	23-28
<b>12-24-88</b>	<b>Clev</b>	<b>W</b>	<b>24-23 (WC)</b>
10-29-89	Clev	L	17-28
12-23-89	Hou	L	20-24

Date	Site	W/L	Score
11-18-90	Clev	W	35-23
12-9-90	Hou	W	58-14
11-17-91	Hou	W	28-24
12-15-91	Clev	W	17-14
11-8-92	Hou	L	14-24
12-20-92	Clev	W	17-14
11-21-93	Clev	W	27-20
12-12-93	Hou	W	19-17
10-13-94	Hou	L	8-11
11-27-94	Clev	L	10-34
9-17-95	Hou	L	7-14
11-5-95	Clev	W	37-10
9-19-99	Tenn	W	26-9
11-28-99	Clev	W	33-21
11-19-00	Tenn	W	24-10
12-17-00	Clev	W	24-0
12-2-01	Clev	W	31-15
12-30-01	Tenn	L	38-41
9-22-02	Tenn	L	28-31 OT
11-6-05	Clev	L	14-20

**Total Points:** Titans 1,368, Browns 1,364  
**Longest Win Streak:** 6 (1995-01)  
**Longest Losing Streak:** 9 (1970-74)  
**At Nissan Stadium:** 4-4  
**At FirstEnergy Stadium:** 6-2  
**Series Sweeps:** Titans (1975, 78, 81, 90, 91, 93, 99, 00); Browns (1970, 71, 72, 73, 76, 84, 85, 86, 89, 94)



**vs. DALLAS COWBOYS**

Regular Season: 7-8 (Home 2-5, Away 5-3) • Playoffs: 0-0

Date	Site	W/L	Score
12-20-70	Dal	L	10-52
11-24-74	Hou	L	0-10
11-22-79	Dal	W	30-24
12-13-82	Hou	L	7-37
9-29-85	Hou	L	10-17
11-24-88	Dal	W	25-17
11-10-91	Hou	W	26-23 OT
9-11-94	Dal	L	17-20

Date	Site	W/L	Score
11-27-97	Dal	W	27-14
12-25-00	Tenn	W	31-0
9-15-02	Dal	L	13-21
10-1-06	Tenn	L	14-45
10-10-10	Dal	W	34-27
9-14-14	Tenn	L	10-26
11-5-18	Dal	W	28-14

**Total Points:** Titans 282, Cowboys 347  
**Longest Win Streak:** 2 (last 1997-00)  
**Longest Losing Streak:** 2 (last 2002-06)  
**At Nissan Stadium:** 1-1  
**At AT&T Stadium:** 2-0



vs. DENVER BRONCOS

Regular Season: 23-16-1 (Home 15-6, Away 8-10-1) • Playoffs: 1-2 (Home 1-0, Away 0-2)

Date	Site	W/L	Score
11-6-60	Den	W	45-25
11-20-60	Hou	W	20-10
11-5-61	Den	W	55-13
11-26-61	Hou	W	45-14
10-21-62	Den	L	10-20
12-2-62	Hou	W	34-17
9-14-63	Hou	W	14-20
10-13-63	Den	W	33-24
9-27-64	Den	W	38-17
12-20-64	Hou	W	34-15
10-17-65	Den	L	17-28
11-14-65	Hou	L	21-31
9-3-66	Hou	W	45-7
10-2-66	Den	L	38-40

Date	Site	W/L	Score
10-1-67	Hou	W	10-6
11-12-67	Den	W	20-18
11-17-68	Hou	W	38-17
10-26-69	Hou	W	24-21
11-16-69	Den	T	20-20
11-29-70	Hou	W	31-21
9-17-72	Den	L	17-30
10-14-73	Hou	L	20-48
12-8-74	Den	L	14-38
10-10-76	Hou	W	17-3
12-4-77	Hou	L	14-24
<b>12-23-79</b>	<b>Hou</b>	<b>W</b>	<b>13-7 (WC)</b>
11-2-80	Den	W	20-16
10-9-83	Hou	L	14-26

Date	Site	W/L	Score
10-6-85	Den	L	20-31
10-4-87	Den	W	40-10
<b>1-10-88</b>	<b>Den</b>	<b>L</b>	<b>10-34 (Div)</b>
10-6-91	Hou	W	42-14
<b>1-4-92</b>	<b>Den</b>	<b>L</b>	<b>24-26 (Div)</b>
10-18-92	Den	L	21-27
11-26-95	Hou	W	42-33
12-25-04	Tenn	L	16-37
11-19-07	Den	L	20-34
10-3-10	Tenn	L	20-26
9-25-11	Tenn	W	17-14
12-8-13	Den	L	28-51
12-11-16	Ten	W	13-10
10-13-19	Den	L	0-16

9-14-20 Den W 16-14

**Total Points:** Titans 1,056, Broncos 947

**Longest Win Streak:** 5 (1962-65)

**Longest Losing Streak:** 3 (1972-74, 2004-10)

**At Nissan Stadium:** 2-2

**At Empower Field at Mile High:** 1-3

**Series Sweeps:** Titans (1960, 61, 63, 64, 67, 68); Broncos (1965)



vs. DETROIT LIONS

Regular Season: 10-3 (Home 6-2, Away 4-1) • Playoffs: 0-0

Date	Site	W/L	Score
10-17-71	Hou	L	7-31
10-26-75	Hou	W	24-8
11-13-83	Hou	W	27-17
10-5-86	Det	L	13-24
11-5-89	Hou	W	35-31
11-26-92	Det	W	24-21

Date	Site	W/L	Score
12-10-95	Hou	L	17-24
10-21-01	Det	W	27-24
1-2-05	Tenn	W	24-19
11-27-08	Det	W	47-10
9-23-12	Tenn	W	44-41 OT
9-18-16	Det	W	16-15

Date	Site	W/L	Score
12-20-20	Ten	W	46-25

**Total Points:** Titans 351, Lions 290

**Longest Win Streak:** 6 (2001-20)

**Longest Losing Streak:** 1 (last 1995)

**At Nissan Stadium:** 3-0

**At Ford Field:** 2-0



vs. GREEN BAY PACKERS

Regular Season: 7-6 (Home 3-3, Away 4-3) • Playoffs: 0-0

Date	Site	W/L	Score
11-19-72	Hou	L	10-23
9-25-77	GB	W	16-10
12-14-80	GB	W	22-3
9-4-83	Hou	L	38-41 OT
9-7-86	GB	W	31-3
12-13-92	Hou	L	14-16

Date	Site	W/L	Score
12-20-98	GB	L	22-30
12-16-01	Tenn	W	26-20
10-11-04	GB	W	48-27
11-02-08	Tenn	W	19-16 OT
12-23-12	GB	L	7-55
11-13-16	Tenn	W	47-25

Date	Site	W/L	Score
12-27-20	GB	L	14-40

**Total Points:** Titans 314, Packers 309

**Longest Win Streak:** 3 (last 2001-08)

**Longest Losing Streak:** 2 (1992-98)

**At Nissan Stadium:** 3-0

**At Lambeau Field:** 4-3



vs. HOUSTON TEXANS

Regular Season: 21-17 (Home 12-7, Away 9-10) • Playoffs: 0-0

Date	Site	W/L	Score
11-10-02	Tenn	W	17-10
12-29-02	Hou	W	13-3
10-12-03	Tenn	W	38-17
12-21-03	Hou	W	27-24
10-17-04	Tenn	L	10-20
11-28-04	Hou	L	21-31
10-9-05	Hou	W	34-20
12-11-05	Tenn	W	13-10
10-29-06	Tenn	W	28-22
12-10-06	Hou	W	26-20 OT
10-21-07	Hou	W	38-36
12-2-07	Tenn	W	28-20
9-21-08	Tenn	W	31-12

Date	Site	W/L	Score
12-14-08	Hou	L	12-13
9-20-09	Tenn	L	31-34
11-23-09	Hou	W	20-17
11-28-10	Hou	L	0-20
12-19-10	Tenn	W	31-17
10-23-11	Tenn	L	7-41
1-1-12	Hou	W	23-22
9-30-12	Hou	L	14-38
12-2-12	Tenn	L	10-24
9-15-13	Hou	L	24-30 OT
12-29-13	Tenn	W	16-10
10-26-14	Tenn	L	16-30
11-30-14	Hou	L	21-45

Date	Site	W/L	Score
11-1-15	Hou	L	6-20
12-27-15	Tenn	L	6-34
10-2-16	Hou	L	20-27
1-1-17	Tenn	W	24-17
10-1-17	Hou	L	14-57
12-3-17	Tenn	W	24-13
9-16-18	Tenn	W	20-17
11-26-18	Hou	L	17-34
12-15-19	Tenn	L	21-24
12-29-19	Hou	W	35-14
10-18-20	Tenn	W	42-36 OT
1-3-21	Hou	W	41-28

**Total Points:** Titans 819, Texans 917

**Longest Win Streak:** 7 (2005-08)

**Longest Losing Streak:** 5 (2014-16)

**At Nissan Stadium:** 12-7

**At NRG Stadium:** 9-10

**Series Sweeps:** Titans (2002, 03, 05, 06, 07, 20); Texans (2004, 12, 14, 15)



vs. INDIANAPOLIS COLTS

Regular Season: 17-35 (Home 8-16, Away 9-19) • Playoffs: 1-0 (Home 0-0, Away 1-0)

Date	Site	W/L	Score
10-11-70	Hou	L	20-24
11-4-73	Balt	W	31-27
11-1-76	Balt	L	14-38
10-14-79	Balt	W	28-16
9-21-80	Hou	W	21-16
12-18-83	Balt	L	10-20
9-9-84	Hou	L	21-35
12-22-85	Ind	L	16-34
11-23-86	Hou	W	31-17
11-29-87	Ind	L	27-51
9-4-88	Ind	W	17-14 OT
9-23-90	Hou	W	24-10
9-13-92	Ind	W	20-10
9-4-94	Ind	L	21-45
<b>1-16-00</b>	<b>Ind</b>	<b>W</b>	<b>19-16 (Div)</b>
11-3-02	Ind	W	23-15
12-8-02	Tenn	W	27-17
9-14-03	Ind	L	7-33

Date	Site	W/L	Score
12-7-03	Tenn	L	27-29
9-19-04	Tenn	L	17-31
12-5-04	Ind	L	24-51
10-2-05	Tenn	L	10-31
12-4-05	Ind	L	3-35
10-8-06	Ind	L	13-14
12-3-06	Tenn	W	20-17
9-16-07	Tenn	L	20-22
12-30-07	Ind	W	16-10
10-27-08	Tenn	W	31-21
12-28-08	Ind	L	0-23
10-11-09	Tenn	L	9-31
12-06-09	Ind	L	17-27
12-9-10	Tenn	L	28-30
1-2-11	Ind	L	20-23
10-30-11	Tenn	W	27-10
12-18-11	Ind	L	13-27
10-28-12	Tenn	L	13-19 OT

Date	Site	W/L	Score
12-9-12	Ind	L	23-27
11-14-13	Tenn	L	27-30
12-1-13	Ind	L	14-22
9-28-14	Ind	L	17-41
12-28-14	Tenn	L	10-27
9-27-15	Tenn	L	33-35
1-3-16	Ind	L	24-30
10-23-16	Tenn	L	26-34
11-20-16	Ind	L	17-24
10-16-17	Tenn	W	36-22
11-26-17	Ind	W	20-16
11-18-18	Ind	L	10-38
12-30-18	Tenn	L	17-33
9-15-19	Tenn	L	17-19
12-1-19	Ind	W	31-17
11-12-20	Tenn	L	17-34
11-29-20	Ind	W	45-26

**Total Points:** Titans 1,069, Colts 1,464

**Longest Win Streak:** 3 (last 1999-02)

**Longest Losing Streak:** 11 (2011-16)

**At Nissan Stadium:** 5-14

**At RCA Dome:** 5-8

**At Lucas Oil Stadium:** 3-10

**Series Sweeps:** Titans (2002, 17); Colts (2003, 04, 05, 09, 10, 12, 13, 14, 15, 16, 18)



**vs. JACKSONVILLE JAGUARS** Regular Season: 31-21 (Home 17-9, Away 14-12) • Playoffs: 1-0 (Home 0-0, Away 1-0)

Date	Site	W/L	Score	Date	Site	W/L	Score	Date	Site	W/L	Score	Date	Site	W/L	Score
9-3-95	Jax	W	10-3	10-28-03	Jax	W	30-17	12-24-11	Tenn	W	23-17	9-20-20	Tenn	W	33-30
10-1-95	Hou	L	17-16	11-16-03	Tenn	W	10-3	11-25-12	Jax	L	19-24	12-13-20	Jax	W	31-10
9-8-96	Jax	W	34-27	9-26-04	Tenn	L	15-12	12-30-12	Tenn	W	38-20	<b>Total Points:</b> Titans 1,141, Jaguars 997			
12-8-96	Hou	L	17-23	11-21-04	Jax	W	18-15	11-10-13	Tenn	L	27-29	<b>Longest Win Streak:</b> 5 (last 2001-03)			
11-2-97	Tenn	L	24-30	11-20-05	Tenn	L	28-31	12-22-13	Jax	W	20-16	<b>Longest Losing Streak:</b> 4 (1996-98)			
11-16-97	Jax	L	9-17	1-1-06	Jax	L	13-40	10-12-14	Tenn	W	16-14	<b>At Nissan Stadium:</b> 17-5			
9-27-98	Tenn	L	22-27	11-5-06	Jax	L	7-37	12-18-14	Jax	L	13-21	<b>At TIAA Bank Field:</b> 15-12			
12-13-98	Jax	W	16-13	12-17-06	Tenn	W	24-17	11-19-15	Jax	L	13-19	<b>Series Sweeps:</b> Titans (1999, 02, 08, 17, 18, 20); Jaguars (1997, 05)			
9-26-99	Jax	W	20-19	9-9-07	Jax	W	13-10	12-6-15	Tenn	W	42-39				
12-26-99	Tenn	W	41-14	11-11-07	Tenn	L	13-28	10-27-16	Tenn	W	36-22				
<b>1-23-00</b>	<b>Jax</b>	<b>W</b>	<b>33-14 (Champ)</b>	9-7-08	Tenn	W	17-10	12-24-16	Jax	L	17-38				
10-16-00	Tenn	W	27-13	11-16-08	Jax	W	24-14	9-17-17	Jax	W	37-16				
11-26-00	Jax	L	13-16	10-4-09	Jax	L	17-37	12-31-17	Tenn	W	15-10				
9-23-01	Jax	L	6-13	11-1-09	Tenn	W	30-13	9-23-18	Jax	W	9-6				
11-4-01	Tenn	W	28-24	10-18-10	Jax	W	30-3	12-6-18	Tenn	W	30-9				
10-13-02	Tenn	W	23-14	12-5-10	Tenn	L	6-17	9-19-19	Jax	L	7-20				
12-22-02	Jax	W	28-10	9-11-11	Jax	L	14-16	11-24-19	Tenn	W	42-20				



**vs. KANSAS CITY CHIEFS** Regular Season: 23-27 (Home 13-10, Away 10-17) • Playoffs: 1-3 (Home 0-2, Away 1-1)

Date	Site	W/L	Score	Date	Site	W/L	Score	Date	Site	W/L	Score	Date	Site	W/L	Score
10-16-60	Hou	W	20-10	10-22-67	KC	W	24-19	11-03-85	Hou	W	23-20	12-26-10	KC	L	14-34
12-04-60	Dal	L	0-24	9-09-68	Hou	L	21-26	9-21-86	KC	L	13-27	10-6-13	Tenn	L	17-26
10-01-61	Dal	L	21-26	11-28-68	KC	L	10-24	10-09-88	Hou	W	7-6	9-7-14	KC	W	26-10
10-22-61	Hou	W	38-7	10-12-69	KC	L	0-24	11-26-89	KC	L	0-34	12-18-16	KC	W	19-17
10-28-62	Hou	L	7-31	11-08-70	KC	L	9-24	12-16-90	KC	W	27-10	<b>1-6-18</b>	<b>KC</b>	<b>W</b>	<b>22-21 (WC)</b>
11-04-62	Dal	W	14-6	9-26-71	Hou	L	16-20	9-16-91	Hou	W	17-7	11-10-19	Tenn	W	35-32
<b>12-23-62</b>	<b>Hou</b>	<b>L</b>	<b>17-20 (AFL Champ)</b>	11-18-73	KC	L	14-38	9-20-92	Hou	W	23-20	<b>1-19-20</b>	<b>KC</b>	<b>L</b>	<b>24-35 (Champ)</b>
10-06-63	KC	L	7-28	9-29-74	Hou	L	7-17	9-12-93	Hou	W	30-0	<b>Total Points:</b> Titans 1,002, Chiefs 1,185			
10-27-63	Hou	W	28-7	11-02-75	KC	W	17-13	<b>1-16-94</b>	<b>Hou</b>	<b>L</b>	<b>20-28 (Div)</b>	<b>Longest Win Streak:</b> 4 (last 2014-19)			
10-04-64	KC	L	7-28	11-27-77	Hou	W	34-20	12-18-94	KC	L	9-31	<b>Longest Losing Streak:</b> 7 (1968-74)			
11-22-64	Hou	L	19-28	9-10-78	KC	W	20-17	11-19-95	KC	L	13-20	<b>At Nissan Stadium:</b> 2-2			
10-24-65	Hou	W	38-36	9-16-79	Hou	W	20-6	9-01-96	Hou	L	19-20	<b>At Arrowhead Stadium:</b> 9-9			
11-28-65	KC	L	21-52	10-12-80	KC	L	20-21	9-10-00	Ten	W	17-14				
10-30-66	KC	L	23-48	11-15-81	KC	L	10-23	12-13-04	Ten	L	38-49				
9-09-67	Hou	L	20-25	10-23-83	Hou	L	10-13	12-16-07	KC	W	26-17				
				11-11-84	KC	W	17-16	10-19-08	KC	W	34-10				



**vs. LAS VEGAS RAIDERS** Regular Season: 21-26 (Home 15-14, Away 6-12) • Playoffs: 0-4 (Home 0-0, Away 0-4)

Date	Site	W/L	Score	Date	Site	W/L	Score	Date	Site	W/L	Score	Date	Site	W/L	Score
9-11-60	Oak	W	37-22	9-29-68	Hou	L	15-24	11-19-89	Hou	W	23-7	12-8-19	Oak	W	42-21
9-25-60	Hou	L	13-14	9-14-69	Oak	L	17-21	9-1-91	Hou	W	47-17	<b>Total Points:</b> Titans 1,153, Raiders 1,221			
9-9-61	Hou	W	55-0	<b>12-21-69</b>	<b>Oak</b>	<b>L</b>	<b>7-56 (AFL Div)</b>	10-30-94	LA	L	14-17	<b>Longest Win Streak:</b> 4 (1961-62)			
12-17-61	Oak	W	47-16	11-14-71	Oak	L	21-41	8-31-97	Tenn	W	24-21 OT	<b>Longest Losing Streak:</b> 9 (1966-73)			
11-11-62	Oak	W	28-20	10-9-72	Hou	L	0-34	12-9-99	Tenn	W	21-14	<b>At Nissan Stadium:</b> 4-4			
12-9-62	Hou	W	32-17	12-2-73	Hou	L	6-17	12-22-01	Oak	W	13-10	<b>At Oakland Alameda Coliseum:</b> 3-11			
9-7-63	Hou	L	13-24	12-14-75	Hou	W	27-26	9-29-02	Oak	L	25-52	<b>At Allegiant Stadium:</b> 0-0			
12-22-63	Oak	L	49-52	9-26-76	Hou	L	13-14	<b>1-19-03</b>	<b>Oak</b>	<b>L</b>	<b>24-41 (Champ)</b>	<b>Series Sweeps:</b> Titans (1961,62); Raiders (1963, 65)			
9-19-64	Hou	W	42-28	11-13-77	Oak	L	29-34	9-7-03	Tenn	W	25-20				
11-15-64	Oak	L	10-20	10-8-78	Oak	L	17-21	12-19-04	Oak	L	35-40				
9-26-65	Oak	L	17-21	11-11-79	Hou	W	31-17	10-30-05	Tenn	L	25-34				
11-7-65	Hou	L	21-33	<b>12-28-80</b>	<b>Oak</b>	<b>L</b>	<b>7-27 (WC)</b>	10-28-07	Tenn	W	13-9				
9-10-66	Hou	W	31-0	11-8-81	Hou	W	17-16	9-12-10	Tenn	W	38-13				
11-6-66	Oak	L	23-38	9-11-83	LA	L	6-20	11-24-13	Oak	W	23-19				
12-10-67	Hou	L	7-19	9-2-84	Hou	L	14-24	11-29-15	Tenn	L	21-24				
<b>12-31-67</b>	<b>Oak</b>	<b>L</b>	<b>7-40 (AFL Champ)</b>	10-26-86	Hou	L	17-28	9-25-16	Tenn	L	10-17				
				9-11-88	Hou	W	38-35	9-10-17	Tenn	L	16-26				

 vs. LOS ANGELES CHARGERS Regular Season: 15-27-1 (Home 12-9, Away 3-18-1) • Playoffs: 3-1 (Home 1-0, Away 2-1)

Date	Site	W/L	Score	Date	Site	W/L	Score	Date	Site	W/L	Score	Total Points: Titans 1,001, Chargers 1,158 Longest Win Streak: 4 (1961-62, 1987-92) Longest Losing Streak: 9 (1993-2012) At Nissan Stadium: 2-2 At Qualcomm Stadium: 3-13-1 At StubHub Center: 0-0 At SoFi Stadium: 0-0 *At Wembley Stadium: 0-1 Series Sweeps: Titans (1962); Chargers (1963, 64, 65)
9-18-60	Hou	W	38-28	9-24-67	SD	L	3-13	9-30-90	SD	W	17-7	
11-13-60	LA	L	21-24	12-16-67	Hou	W	17-24	9-27-92	Hou	W	27-0	
<b>1-1-61</b>	<b>Hou</b>	<b>W</b>	<b>24-16 (AFL Champ)</b>	9-21-68	SD	L	14-30	9-19-93	SD	L	17-18	
9-24-61	SD	L	24-34	11-27-69	Hou	L	17-21	9-13-98	Tenn	L	7-13	
12-3-61	Hou	W	33-13	10-25-70	SD	T	31-31	10-3-04	SD	L	17-38	
<b>12-24-61</b>	<b>SD</b>	<b>W</b>	<b>10-3 (AFL Champ)</b>	12-19-71	Hou	W	49-33	9-17-06	SD	L	7-40	
9-23-62	SD	W	42-17	11-26-72	SD	L	20-34	12-9-07	Tenn	L	17-23 OT	
11-25-62	Hou	W	33-27	9-15-74	Hou	W	21-14	<b>1-6-08</b>	<b>SD</b>	<b>L</b>	<b>6-17 (WC)</b>	
12-1-63	SD	L	0-27	9-28-75	Hou	W	33-17	12-25-09	Tenn	L	17-42	
12-15-63	Hou	L	14-20	10-17-76	SD	L	27-30	10-31-10	SD	L	25-33	
9-12-64	SD	L	21-27	12-17-78	Hou	L	24-45	9-16-12	SD	L	10-38	
10-25-64	Hou	L	17-20	<b>12-29-79</b>	<b>SD</b>	<b>W</b>	<b>17-14 (Div)</b>	9-22-13	Tenn	W	20-17	
10-3-65	SD	L	14-31	9-16-84	SD	L	14-31	11-6-16	SD	L	35-43	
12-12-65	Hou	L	26-37	11-24-85	Hou	W	37-35	10-21-18	LA*	L	19-20	
12-4-66	Hou	L	22-28	12-7-86	SD	L	0-27	10-20-19	Tenn	W	23-20	
				12-6-87	Hou	W	33-18					
				9-17-89	SD	W	34-27					

 vs. LOS ANGELES RAMS Regular Season: 5-7 (Home 3-4, Away 2-3) • Playoffs: 0-1 (Neutral Site 0-1)

Date	Site	W/L	Score	Date	Site	W/L	Score	Total Points: Titans 286, Rams 279 Longest Win Streak: 2 (2009-13) Longest Losing Streak: 2 (last 2000-05) At Nissan Stadium: 2-1 At Edward Jones Dome: 1-1 At L.A. Memorial Coliseum: 0-0 At SoFi Stadium: 0-0
10-7-73	Hou	L	26-31	9-26-93	Hou	L	28-13	
9-24-78	Hou	L	6-10	10-31-99	Tenn	W	24-21	
9-6-81	LA	W	27-20	<b>1-30-00</b>	<b>Atl</b>	<b>L</b>	<b>16-23 (SB 34)</b>	
12-9-84	LA	L	16-27	9-25-05	St.L	L	27-31	
9-13-87	Hou	W	20-16	12-13-09	Tenn	W	47-7	
11-4-90	LA	L	13-17	11-3-13	StL	W	28-21	
9-26-93	Hou	L	28-13	12-24-17	Tenn	L	27-23	

 vs. MIAMI DOLPHINS Regular Season: 16-21 (Home 8-8, Away 8-13) • Playoffs: 1-0 (Home 0-0, Away 1-0)

Date	Site	W/L	Score	Date	Site	W/L	Score	Date	Site	W/L	Score	Total Points: Titans 712, Dolphins 719 Longest Win Streak: 3 (1967-68, 78-79) Longest Losing Streak: 5 (1992-01) At Nissan Stadium: 2-2 At Hard Rock Stadium: 4-8 Series Sweeps: Titans (1967, 69); Dolphins (1966)
10-23-66	Hou	L	13-20	11-20-78	Hou	W	35-30	9-7-97	Mia	L	13-16 OT	
12-18-66	Mia	L	28-29	<b>12-24-78</b>	<b>Mia</b>	<b>W</b>	<b>17-9 (WC)</b>	11-7-99	Mia	L	0-17	
12-3-67	Hou	W	17-14	11-5-79	Mia	W	9-6	9-9-01	Tenn	L	23-31	
12-23-67	Mia	W	41-10	9-20-81	Hou	L	10-16	11-9-03	Tenn	W	31-7	
9-14-68	Mia	W	24-10	12-4-83	Hou	L	17-24	9-11-04	Mia	W	17-7	
10-6-68	Hou	L	7-24	10-14-84	Mia	L	10-28	12-24-05	Mia	L	10-24	
9-28-69	Hou	W	22-10	9-8-85	Hou	W	26-23	9-24-06	Mia	L	10-13	
11-23-69	Mia	W	32-7	11-2-86	Mia	L	7-28	12-20-09	Tenn	W	27-24 OT	
9-27-70	Hou	L	10-20	10-1-89	Hou	W	39-7	11-14-10	Mia	L	17-29	
9-24-72	Mia	L	13-34	10-20-91	Mia	W	17-13	11-11-12	Mia	W	37-3	
11-16-75	Hou	W	20-19	11-22-92	Mia	L	16-19	10-18-15	Tenn	L	10-38	
10-2-77	Mia	L	7-27	11-17-96	Hou	L	20-23	10-9-16	Mia	W	30-17	

 vs. MINNESOTA VIKINGS Regular Season: 5-9 (Home 3-2, Away 2-7) • Playoffs: 0-0

Date	Site	W/L	Score	Date	Site	W/L	Score	Date	Site	W/L	Score	Total Points: Titans 219, Vikings 350 Longest Win Streak: 1 (last 2020) Longest Losing Streak: 4 (1995-04) At Nissan Stadium: 1-0 At Metrodome: 1-6 At U.S. Bank Stadium: 1-0
10-13-74	Min	L	10-51	10-8-95	Min	L	17-23	9-11-16	Ten	L	16-25	
12-21-80	Hou	W	20-16	12-26-98	Tenn	L	16-26	9-27-20	Min	W	31-30	
10-16-83	Min	L	14-34	12-9-01	Min	L	24-42					
12-14-86	Hou	W	23-10	10-24-04	Min	L	3-20					
9-10-89	Min	L	7-38	9-28-08	Tenn	W	30-17					
11-15-92	Min	W	17-13	10-7-12	Min	L	7-30					

 vs. NEW ENGLAND PATRIOTS Regular Season: 16-23-1 (Home 11-7, Away 5-16-1) • Playoffs: 2-2 (Home 0-0, Away 2-2)

Date	Site	W/L	Score	Date	Site	W/L	Score	Date	Site	W/L	Score	Date	Site	W/L	Score	Total Points: Titans 891, Patriots 1,082 Longest Win Streak: 4 (1975-80) Longest Losing Streak: 6 (2003-15) At Nissan Stadium: 2-2 At Gillette Stadium: 1-5 Series Sweeps: Titans (1960, 68); Patriots (1963, 64, 66)
11-25-60	NE	W	24-10	11-5-67	NE	L	7-18	10-18-87	Hou	L	7-21	11-11-18	Tenn	W	34-10	
12-18-60	Hou	W	37-21	11-26-67	Hou	W	27-6	9-25-88	Hou	W	31-6	<b>1-4-20</b>	<b>NE</b>	<b>W</b>	<b>20-13 (WC)</b>	
10-13-61	NE	T	31-31	10-13-68	NE	W	16-0	10-8-89	NE	L	13-23					
11-12-61	Hou	W	27-15	12-15-68	Hou	W	45-17	9-22-91	NE	L	20-24					
9-16-62	NE	L	21-34	11-2-69	NE	L	0-24	10-17-93	NE	W	28-14					
11-18-62	Hou	W	21-17	12-14-69	Hou	W	23-27	9-20-98	NE	L	16-27					
11-1-63	NE	L	3-45	11-7-71	NE	L	20-28	12-16-02	Tenn	W	24-7					
12-8-63	Hou	L	28-46	11-25-73	Hou	L	0-32	10-5-03	NE	L	30-38					
11-6-64	NE	L	24-25	9-21-75	NE	W	7-0	<b>1-10-04</b>	<b>NE</b>	<b>L</b>	<b>14-17 (Div)</b>					
11-29-64	Hou	L	17-34	11-12-78	NE	W	26-23	12-31-06	Tenn	L	23-40					
9-19-65	Hou	W	10-31	<b>12-31-78</b>	<b>NE</b>	<b>W</b>	<b>31-14 (Div)</b>	10-18-09	NE	L	0-59					
12-18-65	NE	L	14-42	11-10-80	Hou	W	38-34	9-9-12	Tenn	L	13-34					
9-25-66	NE	L	21-27	10-18-81	NE	L	10-38	12-20-15	NE	L	16-33					
11-13-66	Hou	L	14-38	11-28-82	NE	L	21-29	<b>1-13-18</b>	<b>NE</b>	<b>L</b>	<b>14-35 (Div)</b>					

 **vs. NEW ORLEANS SAINTS** Regular Season: 8-6-1 (Home 2-4-1, Away 6-2) • Playoffs: 0-0

Date	Site	W/L	Score	Date	Site	W/L	Score	Date	Site	W/L	Score	<b>Total Points:</b> Titans 341, Saints 321 <b>Longest Win Streak:</b> 4 (1996-07) <b>Longest Losing Streak:</b> 3 (1981-87) <b>At Nissan Stadium:</b> 1-2 <b>At Superdome:</b> 6-2
10-3-71	Hou	T	13-13	10-21-90	Hou	W	23-10	12-11-11	Tenn	L	17-22	
10-3-76	NO	W	31-26	9-5-93	NO	L	21-33	11-8-15	NO	W	34-28 OT	
12-10-78	NO	W	17-12	11-10-96	NO	W	31-14	12-22-19	Tenn	L	28-38	
11-22-81	Hou	L	24-27	10-17-99	NO	W	24-21					
9-30-84	Hou	L	10-27	9-21-03	Tenn	W	27-12					
12-13-87	NO	L	10-24	9-24-07	NO	W	31-14					

 **vs. NEW YORK GIANTS** Regular Season: 6-6 (Home 3-3, Away 6-3) • Playoffs: 0-0

Date	Site	W/L	Score	Date	Site	W/L	Score	Date	Site	W/L	Score	<b>Total Points:</b> Titans 219, Giants 239 <b>Longest Win Streak:</b> 5 (1997-10) <b>Longest Losing Streak:</b> 5 (1973-94) <b>At Nissan Stadium:</b> 2-1 <b>At Giants Stadium:</b> 1-2 <b>At MetLife Stadium:</b> 2-0
9-16-73	NY	L	14-34	11-9-97	Tenn	W	10-6	12-7-14	Tenn	L	7-36	
12-5-82	NY	L	14-17	10-1-00	Tenn	W	28-14	12-16-18	NY	W	17-0	
12-8-85	Hou	L	14-35	12-1-02	NY	W	32-29 OT					
12-21-91	NY	L	20-24	11-26-06	Tenn	W	24-21					
11-21-94	Hou	L	10-13	9-26-10	NY	W	29-10					

 **vs. NEW YORK JETS** Regular Season: 23-19-1 (Home 17-6, Away 6-13-1) • Playoffs: 1-0 (Home 1-0, Away 0-0)

Date	Site	W/L	Score	Date	Site	W/L	Score	Date	Site	W/L	Score	<b>Total Points:</b> Titans 1,048, Jets 944 <b>Longest Win Streak:</b> 6 (last 1991-96) <b>Longest Losing Streak:</b> 4 (1968-69) <b>At Nissan Stadium:</b> 4-3 <b>At Giants Stadium:</b> 2-3 <b>At MetLife Stadium:</b> 0-1 <b>Series Sweeps:</b> Titans (1960, 61, 62); Jets (1968, 69)
10-9-60	Hou	W	27-21	10-15-67	NY	T	28-28	10-13-91	NY	W	23-20	
10-23-60	NY	W	42-28	10-20-68	Hou	L	14-20	<b>12-29-91</b>	<b>Hou</b>	<b>W</b>	<b>17-10 (WC)</b>	
11-19-61	Hou	W	49-13	11-10-68	NY	L	7-26	1-2-94	Hou	W	24-0	
12-10-61	NY	W	48-21	10-20-69	NY	L	17-26	12-24-94	Hou	W	24-10	
10-14-62	Hou	W	56-17	12-6-69	Hou	L	26-34	12-17-95	Hou	W	23-6	
12-15-62	NY	W	44-10	10-1-72	Hou	W	26-20	12-1-96	NY	W	35-10	
9-22-63	NY	L	17-24	11-3-74	NY	W	27-22	11-22-98	Tenn	L	3-24	
11-10-63	Hou	W	31-27	9-18-77	Hou	W	20-0	12-1-03	NY	L	17-24	
10-17-64	NY	L	21-24	10-28-79	Hou	W	27-24	9-10-06	Tenn	L	16-23	
12-13-64	Hou	W	33-17	11-23-80	NY	L	28-31 OT	12-23-07	Tenn	W	10-6	
9-12-65	Hou	W	27-21	9-27-81	NY	L	17-33	11-23-08	Tenn	L	13-34	
11-21-65	NY	L	14-41	11-18-84	Hou	W	31-20	9-27-09	NY	L	17-24	
9-18-66	NY	L	13-52	9-18-88	NY	L	3-45	12-17-12	Tenn	W	14-10	
10-16-66	Hou	W	24-0	10-28-90	Hou	L	12-17	10-6-13	Tenn	W	38-13	

 **vs. PHILADELPHIA EAGLES** Regular Season: 5-7 (Home 3-3, Away 2-4) • Playoffs: 0-0

Date	Site	W/L	Score	Date	Site	W/L	Score	Date	Site	W/L	Score	<b>Total Points:</b> Titans 246, Eagles 280 <b>Longest Win Streak:</b> 4 (2000-10) <b>Longest Losing Streak:</b> 6 (1972-94) <b>At Nissan Stadium:</b> 3-0 <b>At Lincoln Financial Field:</b> 1-1
11-12-72	Hou	L	17-18	10-24-94	Phil	L	6-21	11-23-14	Phil	L	24-43	
12-16-79	Hou	L	20-26	12-3-00	Phil	W	15-13	9-30-18	Ten	W	26-23	
12-19-82	Phil	L	14-35	9-8-02	Tenn	W	27-24					
10-2-88	Phil	L	23-32	11-19-06	Phil	W	31-13					
12-2-91	Hou	L	6-13	10-24-10	Tenn	W	37-19					

 **vs. PITTSBURGH STEELERS** Regular Season: 31-44 (Home 19-19, Away 12-25) • Playoffs: 1-3 (Home 1-1, Away 0-2)

Date	Site	W/L	Score	Date	Site	W/L	Score	Date	Site	W/L	Score	Date	Site	W/L	Score	<b>Total Points:</b> Titans 1,393, Steelers 1,691 <b>Longest Win Streak:</b> 7 (1997-00) <b>Longest Losing Streak:</b> 5 (last 1994-96) <b>At Nissan Stadium:</b> 6-4 <b>At Heinz Field:</b> 2-5 <b>Series Sweeps:</b> Titans (1987, 89, 93, 98, 99, 00); Steelers (1972, 73, 75, 76, 83, 85, 86, 92, 94, 95, 01)
9-20-70	Pitt	W	19-7	12-4-80	Hou	W	6-0	9-6-92	Hou	L	24-29	9-11-05	Pitt	L	7-34	
10-18-70	Hou	L	3-7	10-26-81	Pitt	L	13-26	11-1-92	Pitt	L	20-21	12-21-08	Tenn	W	31-14	
10-24-71	Pitt	L	16-23	12-20-81	Hou	W	21-20	11-28-93	Hou	W	23-3	9-10-09	Pitt	L	10-13 OT	
12-5-71	Hou	W	29-3	11-21-82	Hou	L	10-24	12-19-93	Pitt	W	26-17	9-19-10	Tenn	L	11-19	
10-15-72	Pitt	L	7-24	9-18-83	Hou	L	28-40	10-3-94	Pitt	L	14-30	10-9-11	Pitt	L	17-38	
12-10-72	Hou	L	3-9	10-2-83	Pitt	L	10-17	11-6-94	Hou	L	9-12 OT	10-11-12	Tenn	W	26-23	
9-30-73	Hou	L	7-36	11-4-84	Pitt	L	7-35	9-10-95	Hou	L	17-34	9-8-13	Pit	W	16-9	
12-9-73	Pitt	L	7-33	12-2-84	Hou	W	23-20 OT	12-3-95	Pitt	L	7-21	11-17-14	Tenn	L	24-27	
10-6-74	Hou	L	7-13	9-22-85	Pitt	L	0-20	9-29-96	Pitt	L	16-30	11-16-17	Pit	L	17-40	
12-1-74	Pitt	W	13-10	11-17-85	Hou	L	7-30	10-20-96	Hou	W	23-13	10-25-20	Tenn	L	24-27	
11-9-75	Pitt	L	17-24	9-28-86	Hou	L	16-22 OT	9-28-97	Pitt	L	24-37					
11-24-75	Hou	L	9-32	11-16-86	Pitt	L	10-21	12-21-97	Tenn	W	16-6					
11-21-76	Pitt	L	16-32	11-15-87	Pitt	W	23-3	11-1-98	Pitt	W	41-31					
12-11-76	Hou	L	0-21	12-20-87	Hou	W	24-16	11-15-98	Tenn	W	23-14					
10-9-77	Hou	W	27-10	10-16-88	Pitt	W	34-14	11-21-99	Tenn	W	16-10					
10-23-77	Pitt	L	10-27	12-4-88	Hou	L	34-37	1-2-00	Pitt	W	47-36					
10-23-78	Pitt	W	24-17	10-22-89	Hou	W	27-0	9-24-00	Pitt	W	23-20					
12-3-78	Hou	L	3-13	12-3-89	Pitt	W	23-16	11-5-00	Tenn	W	9-7					
<b>1-7-79</b>	<b>Pitt</b>	<b>L</b>	<b>5-34 (Champ)</b>	<b>12-31-89</b>	<b>Hou</b>	<b>L</b>	<b>26-23 OT (WC)</b>	10-29-01	Pitt	L	7-34					
9-9-79	Pitt	L	7-38	9-16-90	Pitt	L	9-20	11-25-01	Tenn	L	24-34					
12-10-79	Hou	W	20-17	12-30-90	Hou	W	34-14	11-17-02	Tenn	W	31-23					
<b>1-6-80</b>	<b>Pitt</b>	<b>L</b>	<b>13-27 (Champ)</b>	11-24-91	Pitt	L	14-26	<b>1-11-03</b>	<b>Tenn</b>	<b>W</b>	<b>34-31 OT (Div)</b>					
9-7-80	Pitt	L	17-31	12-8-91	Hou	W	31-6	9-28-03	Pitt	W	30-13					



 **vs. SAN FRANCISCO 49ERS** Regular Season: 5-9 (Home 2-5, Away 3-4) • Playoffs: 0-0

Date	Site	W/L	Score	Date	Site	W/L	Score	Date	Site	W/L	Score	<b>Total Points:</b> Titans 283, 49ers 321 <b>Longest Win Streak:</b> 2 (1975-78, 2005-09) <b>Longest Losing Streak:</b> 4 (1981-90) <b>At Nissan Stadium:</b> 1-1 <b>At Candlestick Park:</b> 3-3 <b>At Levi's Stadium:</b> 0-1
11-15-70	Hou	L	20-30	10-7-90	Hou	L	21-24	10-20-13	Tenn	L	17-31	
12-7-75	SF	W	27-13	12-25-93	SF	W	10-7	12-17-17	SF	L	23-25	
9-17-78	Hou	W	20-19	10-27-96	Hou	L	9-10					
12-13-81	SF	L	6-28	10-3-99	SF	L	22-24					
10-21-84	Hou	L	21-34	11-27-05	Tenn	W	33-22					
11-8-87	SF	L	20-27	11-8-09	SF	W	34-27					

 **vs. SEATTLE SEAHAWKS** Regular Season: 6-10 (Home 4-3, Away 2-7) • Playoffs: 1-0 (Home 1-0, Away 0-0)

Date	Site	W/L	Score	Date	Site	W/L	Score	Date	Site	W/L	Score	<b>Total Points:</b> Titans 330, Seahawks 345 <b>Longest Win Streak:</b> 3 (1981-87) <b>Longest Losing Streak:</b> 5 (1994-05) <b>At Nissan Stadium:</b> 1-1 <b>At CenturyLink Field:</b> 1-1
11-20-77	Sea	W	22-10	11-13-88	Sea	L	24-27	11-29-98	Sea	L	18-20	
10-21-79	Sea	L	14-34	12-2-90	Sea	L	10-13 OT	12-18-05	Tenn	L	24-28	
10-5-80	Hou	L	7-26	11-7-93	Hou	W	24-14	1-3-10	Sea	W	17-13	
10-11-81	Hou	W	35-17	12-11-94	Hou	L	14-16	10-13-13	Sea	L	13-20	
9-19-82	Hou	W	23-21	11-3-96	Sea	L	16-23	9-24-17	Tenn	W	33-27	
1-3-88	Hou	W	23-20 OT (WC)	10-5-97	Sea	L	13-16					

 **vs. TAMPA BAY BUCCANEERS** Regular Season: 10-2 (Home 8-0, Away 2-2) • Playoffs: 0-0

Date	Site	W/L	Score	Date	Site	W/L	Score	<b>Total Points:</b> Titans 300, Buccaneers 201 <b>Longest Win Streak:</b> 5 (1989-03) <b>Longest Losing Streak:</b> 1 (1983, 2007) <b>At Nissan Stadium:</b> 4-0 <b>At Raymond James Stadium:</b> 2-1
9-12-76	Hou	W	20-0	10-14-01	Tenn	W	31-28 OT	
10-19-80	Hou	W	20-14	12-28-03	Tenn	W	33-13	
11-27-83	TB	L	24-33	10-14-07	TB	L	10-13	
12-10-89	Hou	W	20-17	11-27-11	Tenn	W	23-17	
10-29-95	Hou	W	19-7	9-13-15	TB	W	42-14	
11-8-98	TB	W	31-22	10-27-19	Tenn	W	27-23	

 **vs. WASHINGTON FOOTBALL TEAM** Regular Season: 7-6 (Home 4-2, Away 3-4) • Playoffs: 0-0

Date	Site	W/L	Score	Date	Site	W/L	Score	Date	Site	W/L	Score	<b>At Nissan Stadium:</b> 1-2 <b>At FedEx Field:</b> 2-1
10-10-71	Wash	L	13-22	10-19-97	Tenn	W	28-14	12-22-18	Tenn	W	25-16	
10-19-75	Hou	W	13-10	10-30-00	Wash	W	27-21					
9-2-79	Wash	W	29-27	10-6-02	Tenn	L	14-31					
9-15-85	Wash	L	16-13	10-15-06	Wash	W	25-22					
10-30-88	Hou	W	41-17	11-21-10	Tenn	L	16-19 OT					
11-3-91	Wash	L	13-16 OT	10-20-14	Wash	L	17-19					

**TITANS ALL-TIME FIRST-ROUND DRAFT PICKS**

Year	Pick	Player	Pos.	College	Year	Pick	Player	Pos.	College
2020	29	Isaiah Wilson	T	Georgia	1993	13	Brad Hopkins	T	Illinois
2019	19	Jeffery Simmons	DL	Mississippi State	1992		(none)		
2018	22	Rashaan Evans	LB	Alabama	1991		(none)		
2017	5	Corey Davis	WR	Western Michigan	1990	15	Lamar Lathon	LB	Houston
	18	Adoree' Jackson	CB	Southern California	1989	23	David Williams	T	Florida
2016	8	Jack Conklin	T	Michigan State	1988	22	Lorenzo White	RB	Michigan State
2015	2	Marcus Mariota	QB	Oregon	1987	3	Alonzo Highsmith	RB	Miami (Fla.)
2014	11	Taylor Lewan	T	Michigan		20	Haywood Jeffires	WR	NC State
2013	10	Chance Warmack	G	Alabama	1986	3	Jim Everett	QB	Purdue
2012	20	Kendall Wright	WR	Baylor	1985	3	Ray Childress	DE	Texas A&M
2011	8	Jake Locker	QB	Washington		11	Richard Johnson	DB	Wisconsin
2010	16	Derrick Morgan	DE	Georgia Tech	1984	2	Dean Steinkuhler	T	Nebraska
2009	30	Kenny Britt	WR	Rutgers	1983	9	Bruce Matthews	G	USC
2008	24	Chris Johnson	RB	East Carolina	1982	8	Mike Munchak	G	Penn State
2007	19	Michael Griffin	DB	Texas	1981		(none)		
2006	3	Vince Young	QB	Texas	1980		(none)		
2005	6	Pacman Jones	CB	West Virginia	1979		(none)		
2004		(none)			1978	1	Earl Campbell	RB	Texas
2003	28	Andre Woolfolk	CB	Oklahoma	1977	11	Morris Towns	T	Missouri
2002	15	Albert Haynesworth	DT	Tennessee	1976		(none)		
2001		(none)			1975	6	Robert Brazile	LB	Jackson State
2000	30	Keith Bulluck	LB	Syracuse		15	Don Hardeman	RB	Texas A&M-Kingsville
1999	16	Jevon Kearse	DE	Florida	1974		(none)		
1998	16	Kevin Dyson	WR	Utah	1973	1	John Matuszak	DE	Tampa
1997	18	Kenny Holmes	DE	Miami (Fla.)		14	George Amundson	RB	Iowa State
1996	14	Eddie George	RB	Ohio State	1972	6	Greg Sampson	DE	Stanford
1995	3	Steve McNair	QB	Alcorn State	1971	3	Dan Pastorini	QB	Santa Clara
1994	26	Henry Ford	DE	Arkansas	1970	14	Doug Wilkerson	G	NC Central



The Titans drafted Jeffery Simmons in the first round of the 2019 NFL Draft.

## TITANS ALL-TIME FIRST-ROUND DRAFT PICKS

Year	Pick	Player	Pos.	College
1969	15	Ron Pritchard	LB	Arizona State
1968		(none)		
1967	5	George Webster	LB	Michigan St.
	23	Tom Regner	G	Notre Dame
1966		Tommy Nobis	LB	Texas
1965		Lawrence Elkins	TE	Baylor

Year	Pick	Player	Pos.	College
1964		Scott Appleton	DT	Texas
1963		Danny Brabham	LB	Arkansas
1962		Ray Jacobs	DT	Howard Payne
1961		Mike Ditka	TE	Pittsburgh
1960		Billy Cannon	HB	LSU

## 1999-2020 DRAFT SELECTIONS

### 2020

Rd.	Pick	Player	Pos.	College
1	29	Isaiah Wilson	T	Georgia
2	61	Kristian Fulton	CB	Louisiana State
3	93	Darrynton Evans	RB	Appalachian State
4	135	(Traded to Miami)		
5	174	Larrell Murchison	DL	North Carolina State
6	208	(Traded to Green Bay)		
7a	224	Cole McDonald	QB	Hawaii
7b	237	(Traded to Kansas City)		
7c	243	Chris Jackson	DB	Marshall

#### Draft Notes

General Manager: Jon Robinson

- 4 – Pick traded to Miami in 2019 (see 2019, 6a)
- 6 – Pick traded to Green Bay in 2019 for OLB Reggie Gilbert
- 7a – Pick acquired in a 2019 trade with Cleveland for WR Taywan Taylor
- 7b – Pick acquired in a trade with Denver for DT Jurrell Casey and then traded to Kansas City for a sixth-round choice in 2021

### 2019

Rd.	Pick	Player	Pos.	College
1	19	Jeffery Simmons	DL	Mississippi State
2	51	A.J. Brown	WR	Mississippi
3	82	Nate Davis	OL	Charlotte
4a	116	Amani Hooker	DB	Iowa
4b	121	(Traded to N.Y. Jets)		
5a	157	(Traded to N.Y. Jets)		
5b	168	D'Andre Walker	OLB	Georgia
6a	188	David Long	LB	West Virginia
6b	191	(Traded to Baltimore)		
7	233	(Traded to Miami)		

#### Draft Notes

General Manager: Jon Robinson

- 4a, 5b – Picks acquired in a trade with N.Y. Jets for 4b and 5a
- 6a – Pick and QB Ryan Tannehill acquired in a trade with Miami for a seventh-round pick (233 overall) and a fourth-round pick in 2020
- 6b – Pick acquired in a trade with Baltimore for LB Kamalei Correa

### 2018

Rd.	Pick	Player	Pos.	College
1a	22	Rashaan Evans	LB	Alabama
1b	25	(traded to Baltimore)		
2a	41	Harold Landry	OLB	Boston College
2b	57	(traded to Oakland)		
3	89	(traded to Oakland)		
4	125	(traded to Baltimore)		
5a	152	Dane Cruikshank	DB	Arizona
5b	162	(traded to Baltimore)		
6a	199	Luke Falk	QB	Washington State
6b	215	(acquired from Baltimore and traded back to Baltimore)		
7	243	(traded to Kansas City)		

#### Draft Notes

General Manager: Jon Robinson

- 1a, 6b – Picks acquired in a trade with Baltimore for 1b and 4 (6b later traded back to Baltimore)
- 2a – Pick acquired in a trade with Oakland for 2b and 3
- 5a – Pick acquired in a trade with Baltimore for 5b and 6b (6b originally traded from Baltimore to Tennessee before being traded back to Baltimore)
- 7 – Pick traded to Kansas City in 2017 for defensive lineman David King

## 1999-2020 DRAFT SELECTIONS

## 2017

Rd.	Pick	Player	Pos.	College
1a	5	Corey Davis	WR	Western Michigan
1b	18	Adoree' Jackson	CB	Southern California
2	52	(traded to Cleveland)		
3a	72	Taywan Taylor	WR	Western Kentucky
3b	83	(traded to New England)		
3c	100	Jonnu Smith	TE	Florida International
4	124	(Traded to New England)		
5a	155	Jayon Brown	LB	UCLA
5b	164	(Traded to Philadelphia)		
6a	200	(Traded to N.Y. Giants)		
6b	203	(Traded to Denver)		
6c	207	(Traded to Cincinnati)		
6d	214	(Traded to Philadelphia)		
6e	217	Corey Levin	OL	Chattanooga
7a	227	Josh Carraway	OLB	Texas Christian
7b	236	Brad Seaton	T	Villanova
7c	241	Khalfani Muhammad	RB	California

## Draft Notes

General Manager: Jon Robinson

- 2 – Pick traded to Cleveland during 2016 draft (see 2016, 1b)
- 3a, 6a – Picks acquired in a trade with New England for 3b and 4
- 3c – Compensatory selection; acquired in a trade with the Los Angeles Rams during the 2016 draft (see 2016, 1a)
- 5a – Pick acquired in a trade with Philadelphia for 5b, 6d
- 6b – Pick traded to Denver during 2016 draft (see 2016, 5b)
- 6c, 7c – Picks acquired in a trade with the N.Y. Giants for 6a
- 6d – Pick acquired in a trade with Atlanta in 2015 (see 2016, 6c)
- 6e, 7a – Picks acquired in a trade with Cincinnati for 6c

## 2016

Rd.	Pick	Player	Pos.	College
1a	1	(traded to Los Angeles Rams)		
1b	8	Jack Conklin	T	Michigan State
1c	15	(traded to Cleveland)		
2a	33	Kevin Dodd	OLB	Clemson
2b	43	Austin Johnson	DL	Penn State
2c	45	Derrick Henry	RB	Alabama
3a	64	Kevin Byard	S	Middle Tennessee St.
3b	76	(traded to Cleveland)		
4a	100	(traded to Philadelphia)		
4b	113	(traded to Los Angeles Rams)		
5a	140	Tajae Sharpe	WR	Massachusetts
5b	157	LeShaun Sims	CB	Southern Utah
6a	176	(traded to Denver)		
6b	177	(traded to Los Angeles Rams)		
6c	193	Sebastian Tretola	G	Arkansas
7a	222	Aaron Wallace	OLB	UCLA
7b	253	Kalan Reed	CB	Southern Mississippi

## Draft Notes

General Manager: Jon Robinson

- 1b, 6a – Picks acquired in a trade with Cleveland for 1c, 3b and a 2017 second-round choice
- 1c, 2b, 2c, 3b – Picks and 2017 first-round and third-round choices acquired in a trade with the L.A. Rams for 1a, 4b and 6b
- 4b – Pick acquired in a trade with Philadelphia for 4a and RB DeMarco Murray
- 5b, 7b – Picks acquired in a trade with Denver for 6a and a 2017 sixth-round choice
- 6c – Pick and a 2017 sixth-round choice acquired in 2015 from Atlanta for G Andy Levitre.

## 2015

Rd.	Pick	Player	Pos.	College
1	2	Marcus Mariota	QB	Oregon
2a	33	(traded to New York Giants)		
2b	40	Dorial Green-Beckham	WR	Oklahoma
3	66	Jeremiah Poutasi	OL	Utah
4a	100	Angelo Blackson	DE	Auburn

4b	108	Jalston Fowler	FB	Alabama
5	138	David Cobb	RB	Minnesota
6a	177	Deiontrez Mount	OLB	Louisville
6b	208	Andy Gallik	C	Boston College
7a	219	(traded to New England)		
7b	245	Tre McBride	WR	William & Mary

## Draft Notes

General Manager: Ruston Webster

- 2b, 4b, 7 – Picks acquired from New York Giants for 2a.
- 6b – Pick acquired in 2014 from New England for LB Akeem Ayers and 7a.

## 2014

Rd.	Pick	Player	Pos.	College
1	11	Taylor Lewan	T	Michigan
2a	42	(traded to Philadelphia)		
2b	54	Bishop Sankey	RB	Washington
3	77	(traded to San Francisco)		
4a	112	DaQuan Jones	DL	Penn State
4b	122	Marqueston Huff	DB	Wyoming
5	151	Avery Williamson	LB	Kentucky
6a	178	Zach Mettenberger	QB	Louisiana State
6b	186	(traded to Washington)		
7	228	(traded to Washington)		

## Draft Notes

General Manager: Ruston Webster

- 2b, 4b – Picks acquired in trade with Philadelphia for 2a.
- 3 – Pick traded to San Francisco during 2013 draft (see 2013, 2a).
- 6a – Pick acquired in trade with Washington for 6b and 7.

## 2013

Rd.	Pick	Player	Pos.	College
1	10	Chance Warmack	G	Alabama
2a	34	Justin Hunter	WR	Tennessee
2b	40	(traded to San Francisco)		
3a	70	Blidi Wreh-Wilson	CB	Connecticut
3b	97	Zaviar Gooden	LB	Missouri
4	107	Brian Schwenke	C	California
5	142	Lavar Edwards	DE	Louisiana State
6a	176	(traded to Minnesota)		
6b	202	Khalid Wooten	CB	Nevada
7a	216	(traded to San Francisco)		
7b	248	Daimion Stafford	S	Nebraska

## Draft Notes

General Manager: Ruston Webster

- 2a – Pick acquired in trade with San Francisco for 2b, 7a and a third-round pick in 2014.
- 6a – Pick traded to Minnesota in 2012 for a seventh-round pick in 2012.
- 3b, 6b, 7b – Awarded as compensatory selections

## 2012

Rd.	Pick	Player	Pos.	College
1	20	Kendall Wright	WR	Baylor
2	52	Zach Brown	LB	North Carolina
3	82	Mike Martin	DT	Michigan
4	115	Coty Sensabaugh	CB	Clemson
5a	145	Taylor Thompson	TE	Southern Methodist
5b	155	(traded to Miami)		
6	190	Markelle Martin	S	Oklahoma State
7a	211	Scott Solomon	DE	Rice
7b	227	(traded to Miami)		

## Draft Notes

General Manager: Ruston Webster

- 5a – Pick acquired in trade with Miami for 5b and 7b
- 7a – Pick acquired in trade with Minnesota for a sixth-round choice in 2013

## 1999-2020 DRAFT SELECTIONS

### 2011

Rd.	Pick	Player	Pos.	College
1	8	Jake Locker	QB	Washington
2	39	Akeem Ayers	LB	UCLA
3	77	Jurrell Casey	DT	Southern California
4a	109	Colin McCarthy	LB	Miami (Fla.)
4b	130	Jamie Harper	RB	Clemson
5	142	Karl Klug	DL	Iowa
6	175	Byron Stingily	T	Louisville
7a	212	Zach Clayton	DT	Auburn
7b	251	Tommie Campbell	DB	California (Pa.)

#### Draft Notes

General Manager: Mike Reinfeldt

- 4b, 7b – Awarded as compensatory selections

### 2010

Rd.	Pick	Player	Pos.	College
1	16	Derrick Morgan	DE	Georgia Tech
2	47	(traded to New England)		
3a	77	Damian Williams	WR	Southern California
3b	97	Rennie Curran	LB	Georgia
4a	104	Alterraun Verner	CB	UCLA
4b	111	(traded to Seattle)		
5	148	Robert Johnson	S	Utah
6a	176	Rusty Smith	QB	Florida Atlantic
6b	185	(traded to Seattle)		
6c	207	Myron Rolle	S	Florida State
7a	222	Marc Mariani	WR	Montana
7b	241	David Howard	DT	Brown

#### Draft Notes

General Manager: Mike Reinfeldt

- 3b, 6c, 7b – Awarded as compensatory selections
- 2 – Traded to New England in 2009 (see 2009 3a)
- 4a, 6a – Picks acquired in trade with Seattle for RB LenDale White, DT Kevin Vickerson, 4b and 6b

### 2009

Rd.	Pick	Player	Pos.	College
1	30	Kenny Britt	WR	Rutgers
2	62	Sen'Derrick Marks	DT	Auburn
3a	89	Jared Cook	TE	South Carolina
3b	94	Ryan Mouton	CB	Hawaii
4a	130	Gerald McRath	LB	Southern Mississippi
4b	135	Troy Kropog	T/G	Tulane
5a	166	(Traded to Dallas)		
5b	173	Javon Ringer	RB	Michigan State
6a	203	Jason McCourty	CB	Rutgers
6b	206	Dominique Edison	WR	Stephen F. Austin
7a	239	Ryan Durand	G	Syracuse
7b	242	Nick Schommer	S	North Dakota State

#### Draft Notes

General Manager: Mike Reinfeldt

- 4b, 5b, 6b, 7b – Awarded as compensatory selections
- 3a – Pick acquired in trade with New England for second round pick in 2010
- 5a – Pick traded to Dallas (see 2008 4c)

### 2008

Rd.	Pick	Player	Pos.	College
1	24	Chris Johnson	RB	East Carolina
2	54	Jason Jones	DL	Eastern Michigan
3	85	Craig Stevens	TE	California
4a	103	William Hayes	DE	Winston-Salem State
4b	124	(Traded to Washington)		
4c	126	Lavelle Hawkins	WR	California
4d	134	Stanford Keglar	LB	Purdue
5	157	(Traded to Washington)		
6	189	(Traded to Seattle)		
7	229	Cary Williams	CB	Washburn

#### Draft Notes

General Manager: Mike Reinfeldt

- 4d – Awarded as compensatory selection
- 4a – Pick acquired in trade with Washington for fourth round pick (#124 overall) and fifth round pick (#157 overall).
- 4b – Traded to Washington (see 4a)
- 4c – Pick acquired in trade with Dallas for Pacman Jones
- 5 – Pick traded to Washington (see 4a)
- 6 – Pick traded to Seattle for Bryce Fisher

### 2007

Rd.	Pick	Player	Pos.	College
1	19	Michael Griffin	S	Texas
2	50	Chris Henry	RB	Arizona
3	80	Paul Williams	WR	Fresno State
4a	115	Leroy Harris	G/C	N.C. State
4b	128	Chris Davis	WR	Florida State
5	152	Antonio Johnson	DT	Mississippi State
6a	188	Joel Filani	WR	Texas Tech
6b	204	Jacob Ford	DE	Central Arkansas
6c	206	Ryan Smith	CB	Florida
7	223	Mike Otto	T	Purdue

#### Draft Notes

General Manager: Mike Reinfeldt

- 4b – Pick acquired in trade with Baltimore for Steve McNair in 2006.
- 6b – Pick acquired in trade with San Diego for Billy Volek in 2006.
- 6c – Pick acquired in trade with Indianapolis for seventh round pick (#238 overall) in 2006. That selection was originally obtained from Indianapolis for Rocky Calmus.

### 2006

Rd.	Pick	Player	Pos.	College
1	3	Vince Young	QB	Texas
2a	39	(Traded to Philadelphia)		
2b	45	LenDale White	RB	Southern California
3	70	(Traded to Buffalo)		
4a	102	Calvin Lowry	S	Penn State
4b	116	Stephen Tulloch	LB	N.C. State
5a	137	Terna Nande	LB	Miami (Ohio)
5b	169	Jesse Mahelona	DT	Tennessee
6	172	Jonathan Orr	WR	Wisconsin
7a	215	Cortland Finnegan	CB	Samford
7b	238	(Traded to Indianapolis)		
7c	245	Spencer Toone	LB	Utah
7d	246	Quinton Ganther	RB	Utah

#### Draft Notes

General Manager: Floyd Reese

- 5b, 7c and 7d – awarded as compensatory selections
- 2a – Pick traded to Philadelphia (see 2b)
- 2b – Pick acquired from Philadelphia along with 2006 fourth round pick (116 overall) for the Titans second round pick (39 overall)
- 3 – Pick traded to Buffalo for RB Travis Henry in 2005
- 7b – Pick acquired from Indianapolis for LB Rocky Calmus in 2005 and traded back to Indianapolis for sixth round selection in 2007

### 2005

Rd.	Pick	Player	Pos.	College
1	6	Adam Jones	CB	West Virginia
2a	37	(Traded to Detroit)		
2b	41	Michael Roos	T	Eastern Washington
3a	68	Courtney Roby	WR	Indiana
3b	96	Brandon Jones	WR	Oklahoma
4a	108	Vincent Fuller	S	Virginia Tech
4b	113	David Stewart	T	Mississippi State
4c	136	Roydell Williams	WR	Tulane
5a	142	Damien Nash	RB	Missouri
5b	150	Daniel Loper	T	Texas Tech
6	179	Bo Scaife	TE	Texas
7	218	Reynaldo Hill	CB	Florida

## 1999-2020 DRAFT SELECTIONS

### Draft Notes

General Manager: Floyd Reese

- 3b and 4c – awarded as compensatory selections
- 2a – Pick traded to Detroit (see 2b)
- 2b – Pick acquired from Detroit along with 2005 fourth round pick (113 overall) for the Titans second round pick (37 overall)
- 4b – Pick acquired from Detroit (see 2b)
- 5b – Pick acquired from Kansas City for DE Carlos Hall

### 2004

Rd.	Pick	Player	Pos.	College
1	27	(Traded to Houston)		
2a	40	Ben Troupe	TE	Florida
2b	42	Travis LaBoy	DE	Hawaii
2c	57	Antwan Odom	DE	Alabama
3a	71	Randy Starks	DT	Maryland
3b	92	Rich Gardner	CB	Penn State
4a	103	Bo Schobel	DE	TCU
4b	124	Michael Waddell	CB	North Carolina
5a	138	Jacob Bell	G	Miami (Ohio)
5b	159	(Traded to Houston)		
5c	165	Robert Reynolds	LB	Ohio State
6	191	Troy Fleming	RB	Tennessee
7a	230	Jared Clauss	DT	Iowa
7b	239	Eugene Amano	C	S.E. Missouri State
7c	241	Sean McHugh	TE	Penn State

### Draft Notes

General Manager: Floyd Reese

- 5c, 7b, 7c – awarded as compensatory selections
- 1 – Pick traded to Houston (see 2a)
- 2a – Pick acquired from Houston along with 2004 third round pick (71 overall), fourth round pick (103 overall) and fifth round pick (138 overall) for the Titans 2004 first round pick (27 overall) and fifth round pick (159 overall)
- 2b – Pick acquired from New York Jets for WR Justin McCarens
- 3a – Pick acquired in Houston trade (see 2a)
- 4a – Pick acquired in Houston trade (see 2a)
- 5a – Pick acquired in Houston trade (see 2a)
- 5b – Pick traded to Houston (see 2a)

### 2003

Rd.	Pick	Player	Pos.	College
1	28	Andre Woolfolk	CB	Oklahoma
2	60	Tyrone Calico	WR	Middle Tennessee State
3	93	Chris Brown	RB	Colorado
4	126	Rien Long	DT	Washington State
5a	154	Donnie Nickey	S	Ohio State
5b	164	(Traded to New England)		
6	201	(Traded to New England)		
7a	225	Todd Williams	T	Florida State
7b	243	(Traded to New England)		

### Draft Notes

General Manager: Floyd Reese

- 5a – Pick acquired from New England along with 2003 seventh round pick (225 overall) for the Titans 2003 fifth round pick (164 overall), sixth round pick (201 overall) and seventh round pick (243 overall)
- 5b – Pick traded to New England (see 5a)
- 6 – Pick traded to New England (see 5a)
- 7a – Pick acquired in New England trade (see 5a)
- 7b – Pick traded to New England (see 5a)

### 2002

Rd.	Pick	Player	Pos.	College
1a	14	(Traded to N.Y. Giants)		
1b	15	Albert Haynesworth	DT	Tennessee
2	45	Tank Williams	S	Stanford
3	77	Rocky Calmus	LB	Oklahoma
4a	110	Mike Echols	CB	Wisconsin
4b	115	Tony Beckham	CB	Wisconsin-Stout
4c	133	Rocky Boiman	LB	Notre Dame

5	151	Jake Schifino	WR	Akron
6	187	Justin Hartwig	G	Kansas
7a	225	Darrell Hill	WR	Northern Illinois
7b	240	Carlos Hall	DE	Arkansas

### Draft Notes

General Manager: Floyd Reese

- 4c – awarded as compensatory selection
- 1a – Pick traded to N.Y. Giants (see 1b)
- 1b – Pick acquired from the New York Giants along with 2002 fourth round pick (115 overall) for the Titans 2002 first round pick (14 overall)
- 4b – Pick acquired in Giants trade (see 1b)
- 7b – Pick acquired from Green Bay for DT Rod Walker

### 2001

Rd.	Pick	Player	Pos.	College
1	29	(Traded to St. Louis)		
2	60	Andre Dyson	CB	Utah
3	90	Shad Meier	TE	Kansas State
4	124	Justin McCarens	WR	Northern Illinois
5	159	Eddie Berlin	WR	Northern Iowa
6a	192	Dan Alexander	RB	Nebraska
6b	199	Adam Haayer	T	Minnesota
7a	229	(Traded to Oakland)		
7b	232	Keith Adams	LB	Clemson

### Draft Notes

General Manager: Floyd Reese

- 6b, 7b – awarded as compensatory selections
- 1 – Pick traded to St. Louis for DE Kevin Carter
- 7a – Pick traded to Oakland for C Gennaro DiNapoli

### 2000

Rd.	Pick	Player	Pos.	College
1	30	Keith Bulluck	LB	Syracuse
3a	68	Erron Kinney	TE	Florida
3b	93	Byron Frisch	DE	Brigham Young
4a	124	Bobby Myers	S	Wisconsin
4b	128	Peter Sirmon	LB	Oregon
5a	135	Aric Morris	S	Michigan State
5b	160	Frank Chamberlin	LB	Boston College
6	197	Robaire Smith	DE	Michigan State
7a	213	Mike Green	RB	Houston
7b	237	Wes Shivers	T	Mississippi State

### Draft Notes

General Manager: Floyd Reese

- 4b – awarded as compensatory selection
- 7a – Pick acquired from Chicago for LB Lemanski Hall

### 1999

Rd.	Pick	Player	Pos.	College
1	16	Jevon Kearse	DE	Florida
2a	46	(Traded to New England)		
2b	52	John Thornton	DT	West Virginia
3	81	Zach Piller	G	Florida
4a	114	Brad Ware	S	Auburn
4b	117	Donald Mitchell	CB	Southern Methodist
5	151	Kevin Daft	QB	California-Davis
6	186	Darran Hall	WR	Colorado State
7	222	Phil Glover	LB	Utah

### Draft Notes

General Manager: Floyd Reese

- 2a – Pick traded to New England (see 2b)
- 2b – Pick acquired from New England along with 1999 fourth round pick (117 overall) for Titans 1999 second round pick (46 overall)
- 4b – Pick acquired in New England trade (see 2b)



The Titans traded for Ryan Tannehill in 2019.

## TITANS TRADE HISTORY SINCE 1997

### 2020 TRADES

Trade Date/Teams	Compensation	Overall	Player Selected	Note	
<b>1. March 19, 2020</b>					
Tennessee Receives:	Draft Choice:	Round 7, 2020	#237	CB Thakarius Keyes	Pick traded to Kansas City; originally from New England
Denver Receives:	Player:	DT Jurrell Casey			
<b>2. April 25, 2020 (Draft Day Trade)</b>					
Tennessee Receives:	Draft Choice:	Round 6, 2021			Pick originally from New England through Denver
Kansas City Receives:	Draft Choice:	Round 7, 2020	#237	CB Thakarius Keyes	
<b>3. Oct. 14, 2020</b>					
Tennessee Receives:	Draft Choice:	Round 6, 2021			
Jacksonville Receives:	Draft Choice:	Round 7, 2021			
	Player:	OLB Kamalei Correa			
<b>4. Nov. 2, 2020</b>					
Tennessee Receives:	Player:	CB Desmond King II			Pick originally from Jacksonville
L.A. Chargers Receive:	Draft Choice:	Round 6, 2021			

### 2019 TRADES

Trade Date/Teams	Compensation	Overall	Player Selected	Note	
<b>1. March 15, 2019</b>					
Tennessee Receives:	Player:	QB Ryan Tannehill			Pick traded to Pittsburgh
	Draft Choice:	Round 6, 2019	#188	LB David Long	
Miami Receives:	Draft Choice:	Round 7, 2019	#233	RB Chandler Cox	
	Draft Choice:	Round 4, 2020	#135	G Kevin Dotson	
<b>2. April 27, 2019 (Draft Day Trade)</b>					
Tennessee Receives:	Draft Choice:	Round 4, 2019	#116	DB Amani Hooker	Pick originally from Miami through New Orleans
	Draft Choice:	Round 5, 2019	#168	OLB D'Andre Walker	
N.Y. Jets Receive:	Draft Choice:	Round 4, 2019	#121	TE Trevon Wesco	Pick originally from New Orleans
	Draft Choice:	Round 5, 2019	#157	LB Blake Cashman	
<b>3. August 29, 2019</b>					
Tennessee Receives:	Player:	OLB Reggie Gilbert			
Green Bay Receives:	Draft Choice:	Round 6, 2020	#208	C Jake Hanson	
<b>4. August 31, 2019</b>					
Tennessee Receives:	Draft Choice:	Round 7, 2020	#224	QB Cole McDonald	
Cleveland Receives:	Player:	WR Taywan Taylor			

## TITANS TRADE HISTORY SINCE 1997

### 2018 TRADES

Trade Date/Teams	Compensation	Overall	Player Selected	Note	
<b>1. April 26, 2018 (Draft Day Trade)</b>					
Tennessee Receives:	Draft Choice:	Round 1, 2018	#22	LB Rashaan Evans	Pick originally from Kansas City through Buffalo
	Draft Choice:	Round 6, 2018	#215	C Bradley Bozeman	Pick traded back to Baltimore
Baltimore Receives:	Draft Choice:	Round 1, 2018	#25	TE Hayden Hurst	
	Draft Choice:	Round 4, 2018	#125	DB Avonte Maddox	Pick traded to Philadelphia
<b>2. April 27, 2018 (Draft Day Trade)</b>					
Tennessee Receives:	Draft Choice:	Round 2, 2018	#41	OLB Harold Landry	
Oakland Receives:	Draft Choice:	Round 2, 2018	#57	DT P.J. Hall	
	Draft Choice:	Round 3, 2018	#89	T Joseph Noteboom	Pick traded to L.A. Rams
<b>3. April 28, 2018 (Draft Day Trade)</b>					
Tennessee Receives:	Draft Choice:	Round 5, 2018	#152	DB Dane Cruikshank	
Baltimore Receives:	Draft Choice:	Round 5, 2018	#162	WR Jordan Lasley	
	Draft Choice:	Round 6, 2018	#215	C Bradley Bozeman	Pick originally from Baltimore
<b>4. August 28, 2018</b>					
Tennessee Receives:	Player:	OLB Kamalei Correa			
Baltimore Receives:	Draft Choice:	Round 6, 2019		DB Marcus Epps	Pick traded to Minnesota

### 2017 TRADES

Trade Date/Teams	Compensation	Overall	Player Selected	Note	
<b>1. April 28, 2017 (Draft Day Trade)</b>					
New England Receives:	Draft Choice:	Round 3, 2017	#83	DE Derek Rivers	
	Draft Choice:	Round 4, 2017	#124	LB Jalen Reeves-Maybin	Pick traded to Detroit
Tennessee Receives:	Draft Choice:	Round 3, 2017	#72	WR Taywan Taylor	Pick originally from Carolina
	Draft Choice:	Round 6, 2017	#200	T Adam Bisnowaty	Pick traded to N.Y. Giants; originally from Indianapolis
<b>2. April 29, 2017 (Draft Day Trade)</b>					
Philadelphia Receives:	Draft Choice:	Round 5, 2017	#164	G Isaac Asiata	Pick traded to Miami
	Draft Choice:	Round 6, 2017	#214	DT Elijah Qualls	Pick originally from Atlanta
Tennessee Receives:	Draft Choice:	Round 5, 2017	#155	LB Jayon Brown	
<b>3. April 29, 2017 (Draft Day Trade)</b>					
N.Y. Giants Receive:	Draft Choice:	Round 6, 2017	#200	T Adam Bisnowaty	Pick originally from Indianapolis through New England
Tennessee Receives:	Draft Choice:	Round 6, 2017	#207	DB Brandon Wilson	Pick traded to Cincinnati
	Draft Choice:	Round 7, 2017	#241	RB Khalfani Muhammad	
<b>4. April 29, 2017 (Draft Day Trade)</b>					
Cincinnati Receives:	Draft Choice:	Round 6, 2017	#207	DB Brandon Wilson	Pick originally from N.Y. Giants
Tennessee Receives:	Draft Choice:	Round 6, 2017	#217	OL Corey Levin	Compensatory pick
	Draft Choice:	Round 7, 2017	#227	OLB Josh Carraway	
<b>5. Sept. 1, 2017</b>					
Kansas City Receives:	Draft Choice:	Round 7, 2018	#243	DB Keion Crossen	Conditional draft choice; traded to New England
Tennessee Receives:	Player:	DE David King			

### 2016 TRADES

Trade Date/Teams	Compensation	Overall	Player Selected	Note	
<b>1. March 9, 2016</b>					
Philadelphia Receives:	Draft Choice:	Round 4, 2016	#100	QB Connor Cook	Pick traded from Philadelphia to Cleveland to Oakland
Tennessee Receives:	Player:	RB DeMarco Murray			
	Draft Choice:	Round 4, 2016	#113	LB Nick Kwiatkoski	Pick traded from Tennessee to Los Angeles to Chicago
<b>2. April 14, 2016</b>					
Los Angeles Receives:	Draft Choice:	Round 1, 2016	#1	QB Jared Goff	
	Draft Choice:	Round 4, 2016	#113	LB Nick Kwiatkoski	Pick originally from Philadelphia; traded from Los Angeles to Chicago
	Draft Choice:	Round 6, 2016	#177	TE Temarrick Hemingway	

## TITANS TRADE HISTORY SINCE 1997

Tennessee Receives:	Draft Choice:	Round 1, 2016	#15	WR Corey Coleman	Pick traded from Tennessee to Cleveland
	Draft Choice:	Round 2, 2016	#43	DL Austin Johnson	Pick originally from Philadelphia
	Draft Choice:	Round 2, 2016	#45	RB Derrick Henry	
	Draft Choice:	Round 3, 2016	#76	T Shon Coleman	Pick traded from Tennessee to Cleveland
	Draft Choice:	Round 1, 2017	#5	WR Corey Davis	
	Draft Choice:	Round 3, 2017	#100	TE Jonnu Smith	Compensatory pick

### 3. April 28, 2016 (Draft Day Trade)

Cleveland Receives:	Draft Choice:	Round 1, 2016	#15	WR Corey Coleman	Pick originally from Los Angeles
	Draft Choice:	Round 3, 2016	#76	T Shon Coleman	Pick originally from Los Angeles
	Draft Choice:	Round 2, 2017	#52	QB DeShone Kizer	
Tennessee Receives:	Draft Choice:	Round 1, 2016	#8	T Jack Conklin	Pick originally from Miami through Philadelphia
	Draft Choice:	Round 6, 2016	#176	RB Andy Janovich	Pick traded from Tennessee to Denver

### 4. April 30, 2016 (Draft Day Trade)

Denver Receives:	Draft Choice:	Round 6, 2016	#176	RB Andy Janovich	Pick originally from Cleveland
	Draft Choice:	Round 6, 2017	#203	RB De'Angelo Henderson	
Tennessee Receives:	Draft Choice:	Round 5, 2016	#157	CB LeShaun Sims	Pick originally from N.Y. Jets
	Draft Choice:	Round 7, 2016	#253	CB Kalan Reed	

### 5. Aug. 16, 2016

Tennessee Receives:	Player:	G/T Dennis Kelly
Philadelphia Receives:	Player:	WR Dorial Green-Beckham

## 2015 TRADES

Trade Date/Teams	Compensation	Overall	Player Selected	Note	
<b>1. May 1, 2015 (Draft Day Trade)</b>					
New York Giants Receive:	Draft Choice:	Round 2, 2015	#33	S Landon Collins	
Tennessee Receives:	Draft Choice:	Round 2, 2015	#40	WR Dorial Green-Beckham	
	Draft Choice:	Round 4, 2015	#108	FB Jalston Fowler	
	Draft Choice:	Round 7, 2015	#245	WR Tre McBride	Pick originally from Denver
<b>2. Sept. 4, 2015</b>					
Atlanta Receives:	Player:	G Andy Levitre			
Tennessee Receives:	Draft Choice:	Round 6, 2016	#193	G Sebastian Tretola	
	Draft Choice:	Round 6, 2017	#214	DT Elijah Qualls	Pick traded to Philadelphia
<b>3. Sept. 6, 2015</b>					
Cleveland Receives:	Draft Choice:	Conditional 2016 Pick	(none)	Conditions not met for Cleveland to receive pick	
Tennessee Receives:	Player:	RB Terrance West			

## 2014 TRADES

Trade Date/Teams	Compensation	Overall	Player Selected	Note	
<b>1. May 9, 2014 (Draft Day Trade)</b>					
Philadelphia Receives:	Draft Choice:	Round 2, 2014	#42	WR Jordan Matthews	
Tennessee Receives:	Draft Choice:	Round 2, 2014	#54	RB Bishop Sankey	
	Draft Choice:	Round 4, 2014	#122	DB Marqueston Huff	
<b>2. May 10, 2014 (Draft Day Trade)</b>					
Washington Receives:	Draft Choice:	Round 6, 2014	#186	RB Lache Seastrunk	
	Draft Choice:	Round 7, 2014	#228	K Zach Hocker	
Tennessee Receives:	Draft Choice:	Round 6, 2014	#178	QB Zach Mettenberger	
<b>3. Aug. 30, 2014</b>					
Dallas Receives:	Player:	DE Lavar Edwards			
Tennessee Receives:	Draft Choice:	Conditional 2015 Pick	(none)	Conditions not met for Tennessee to receive pick	
<b>4. Oct. 22, 2014</b>					
New England Receives:	Player:	LB Akeem Ayers			
	Draft Choice:	Round 7, 2015	#219	ILB Hayes Pullard	Pick by Cleveland after trade from New England
Tennessee Receives:	Draft Choice:	Round 6, 2015	#208	C Andy Gallik	



## TITANS TRADE HISTORY SINCE 1997

### 2013 TRADES

Trade Date/Teams	Compensation	Overall	Player Selected	Note
<b>1. April 26, 2013 (Draft Day Trade)</b>				
San Francisco Receives:	Draft Choice:	Round 2, 2013	#40	DE Cornelius Carradine
	Draft Choice:	Round 7, 2013	#216	WR Charles Johnson
	Draft Choice:	Round 3, 2014	#77	LB Chris Borland
Tennessee Receives:	Draft Choice:	Round 2, 2013	#34	WR Justin Hunter

### 2012 TRADES

Trade Date/Teams	Compensation	Overall	Player Selected	Note
<b>1. April 28, 2012 (Draft Day Trade)</b>				
Miami Receives:	Draft Choice:	Round 5, 2012	#155	LB Josh Kaddu
	Draft Choice:	Round 7, 2012	#227	WR Rishard Matthews
Tennessee Receives	Draft Choice:	Round 5, 2012	#145	TE Taylor Thompson
<b>2. April 28, 2012 (Draft Day Trade)</b>				
Minnesota Receives:	Draft Choice:	Round 6, 2013	#176	T David Quessenberry
				Pick by Houston after trade from MIN to AZ to OAK to HOU
Tennessee Receives:	Draft Choice:	Round 7, 2012	#211	DE Scott Solomon

### 2011 TRADES

Trade Date/Teams	Compensation	Overall	Player Selected	Note
<b>1. Sept. 3, 2011</b>				
Green Bay Receives:	Draft Choice:	Conditional 2012 Pick	(none)	Conditions not met for Green Bay to receive pick
Tennessee Receives:	Player:	FB Quinn Johnson		

### 2010 TRADES

Trade Date/Teams	Compensation	Overall	Player Selected	Note
<b>1. April 24, 2010 (Draft Day Trade)</b>				
Seattle Receives:	Draft Choice:	Round 4, 2010	#111	DB Walter Thurmond
	Draft Choice:	Round 6, 2010	#185	TE Anthony McCoy
	Player:	RB LenDale White		
	Player:	DT Kevin Vickerson		
Tennessee Receives:	Draft Choice:	Round 4, 2010	#104	CB Alterraun Verner
	Draft Choice:	Round 6, 2010	#176	QB Rusty Smith

### 2009 TRADES

Trade Date/Teams	Compensation	Overall	Player Selected	Note
<b>1. April 26, 2009 (Draft Day)</b>				
New England Receives:	Draft Choice:	Round 2, 2010	#47	LB Daryl Washington
Tennessee Receives:	Draft Choice:	Round 3, 2009	#89	TE Jared Cook

### 2008 TRADES

Trade Date/Teams	Compensation	Overall	Player Selected	Note
<b>1. April 26, 2008 (Draft Day)</b>				
Dallas Receives:	Player:	CB Pacman Jones		
	Draft Choice:	Round 5, 2009	#166	DB Michael Hamlin
Tennessee Receives:	Draft Choice:	Round 4, 2008	#126	WR Lavelle Hawkins
<b>2. April 27, 2008 (Draft Day)</b>				
Washington Receives:	Draft Choices:	Round 4, 2008	#124	CB Justin Tryon
	Draft Choice:	Round 5, 2008	#157	G Roy Schuening
Tennessee Receives:	Draft Choice:	Round 4, 2008	#103	DE William Hayes
				Pick later traded to St. Louis
				Pick originally from Atlanta

## TITANS TRADE HISTORY SINCE 1997

### 2007 TRADES

Trade Date/Teams	Compensation	Overall	Player Selected	Note
<b>1. Sept. 11, 2007</b>				
Seattle Receives:	Draft Choice:	Round 6, 2008	#189	LS Tyler Schmitt
Tennessee Receives:	Player:	DE Bryce Fisher		

### 2006 TRADES

Trade Date/Teams	Compensation	Overall	Player Selected	Note
<b>1. April 29, 2006 (Draft Day)</b>				
Philadelphia Receives:	Draft Choice:	Round 2, 2006	#39	T Winston Justice
Tennessee Receives:	Draft Choice:	Round 2, 2006	#45	RB LenDale White
	Draft Choice:	Round 4, 2006	#116	LB Stephen Tulloch
<b>2. April 30, 2006 (Draft Day)</b>				
Indianapolis Receives:	Draft Choice:	Round 7, 2006	#238	CB T.J. Rushing
Tennessee Receives:	Draft Choice:	Round 6, 2007	#206	CB Ryan Smith
				Pick originally obtained from Ind. for Rocky Calmus
<b>3. June 9, 2006</b>				
Baltimore Receives:	Player:	QB Steve McNair		
Tennessee Receives:	Draft Choice:	Round 4, 2007	#128	WR Chris Davis
<b>4. Sept. 20, 2006</b>				
San Diego Receives:	Player:	QB Billy Volek		
Tennessee Receives:	Draft Choice:	Round 6, 2007	#204	DE Jacob Ford

### 2005 TRADES

Trade Date/Teams	Compensation	Overall	Player Selected	Note
<b>1. April 6, 2005</b>				
Kansas City Receives:	Player:	DE Carlos Hall		
Tennessee Receives:	Draft Choice:	Round 5, 2005	#150	T Daniel Loper
<b>2. April 23, 2005 (Draft Day)</b>				
Detroit Receives:	Draft Choice:	Round 2, 2005	#37	DE Shaun Cody
Tennessee Receives:	Draft Choice:	Round 2, 2005	#41	T Michael Roos
	Draft Choice:	Round 4, 2005	#113	T David Stewart
<b>3. July 19, 2005</b>				
Buffalo Receives:	Draft Choice:	Round 3, 2006	#70	CB Ashton Youboty
Tennessee Receives:	Player:	RB Travis Henry		
<b>4. Sept. 3, 2005</b>				
Indianapolis Receives:	Player:	LB Rocky Calmus		
Tennessee Receives:	Draft Choice:	Round 7, 2006	#238	CB T.J. Rushing
				Pick traded back to Ind. on April 30, 2006

### 2004 TRADES

Trade Date/Teams	Compensation	Overall	Player Selected	Note
<b>1. March 8, 2004</b>				
New York Jets Receive:	Player:	WR Justin McCareins		
Tennessee Receives:	Draft Choice:	Round 2, 2004	#42	DE Travis LaBoy
<b>2. April 24, 2004 (Draft Day)</b>				
Houston Receives:	Draft Choice:	Round 1, 2004	#27	DE Jason Babin
	Draft Choice:	Round 5, 2004	#159	T Sean Bubin
Tennessee Receives:	Draft Choice:	Round 2, 2004	#40	TE Ben Troupe
	Draft Choice:	Round 3, 2004	#71	DT Randy Starks
	Draft Choice:	Round 4, 2004	#103	DE Bo Schobel
	Draft Choice:	Round 5, 2004	#138	G Jacob Bell
				Pick later traded to Jacksonville

## TITANS TRADE HISTORY SINCE 1997

### 2003 TRADES

Trade Date/Teams	Compensation	Overall	Player Selected	Note	
<b>1. April 27, 2003 (Draft Day)</b>					
New England Receives:	Draft Choice:	Round 5, 2003	#164	C Dan Koppen	
	Draft Choice:	Round 6, 2003	#201	QB Kliff Kingsbury	
	Draft Choice:	Round 7, 2003	#243	DT Ethan Kelley	
Tennessee Receives:	Draft Choice:	Round 5, 2003	#154	S Donnie Nickey	Pick originally from Houston
	Draft Choice:	Round 7, 2003	#225	T Todd Williams	Pick originally from St. Louis

### 2002 TRADES

Trade Date/Teams	Compensation	Overall	Player Selected	Note
<b>1. April 20, 2002 (Draft Day)</b>				
N.Y. Giants Receive:	Draft Choice:	Round 1, 2002	#14	TE Jeremy Shockey
Tennessee Receives:	Draft Choice:	Round 1, 2002	#15	DT Albert Haynesworth
	Draft Choice:	Round 4, 2002	#115	CB Tony Beckham

### 2001 TRADES

Trade Date/Teams	Compensation	Overall	Player Selected	Note
<b>1. April 4, 2001</b>				
St. Louis Receives:	Draft Choice:	Round 1, 2001	#29	DT Ryan Pickett
Tennessee Receives:	Player:	DE Kevin Carter		
<b>2. Sept. 2, 2001</b>				
Green Bay Receives:	Player:	DT Rod Walker		
Tennessee Receives:	Draft Choice:	Round 7, 2002	#240	DE Carlos Hall
<b>3. Sept. 2, 2001</b>				
Carolina Receives:	Player:	S Perry Phenix		
Tennessee Receives:	Draft Choice:	Conditional Future Pick	(none)	Conditions not met for Tennessee to receive pick

### 2000 TRADES

Trade Date/Teams	Compensation	Overall	Player Selected	Note
<b>1. April 15, 2000 (Draft Day)</b>				
Philadelphia Receives:	Draft Choice:	Round 2, 2000	#61	G Bobby Williams
Tennessee Receives:	Draft Choice:	Round 3, 2000	#68	TE Erron Kinney
	Draft Choice:	Round 5, 2000	#135	S Aric Morris
<b>2. Aug. 27, 2000</b>				
Oakland Receives:	Draft Choice:	Round 7, 2001	#229	WR Ken-Yon Rambo
Tennessee Receives:	Player:	C Gennaro DiNapoli		

### 1999 TRADES

Trade Date/Teams	Compensation	Overall	Player Selected	Note
<b>1. April 17, 1999 (Draft Day)</b>				
New England Receives:	Draft Choice:	Round 2, 1999	#46	RB Kevin Faulk
Tennessee Receives:	Draft Choice:	Round 2, 1999	#52	DT John Thornton
	Draft Choice:	Round 4, 1999	#117	CB Donald Mitchell

### 1998 TRADES

Trade Date/Teams	Compensation	Overall	Player Selected	Note
<b>1. Sept. 1, 1998</b>				
Chicago Receives:	Player:	LB Lemanski Hall		
Tennessee Receives:	Draft Choice:	Round 7, 2000	#213	RB Mike Green

## TITANS TRADE HISTORY SINCE 1997

### 1997 TRADES

Trade Date/Teams	Compensation	Overall	Player Selected	Note
<b>1. Feb. 24, 1997</b>				
Atlanta Receives:	Player:		QB Chris Chandler	
Tennessee Receives:	Draft Choice:	Round 4, 1997	#98 WR Derrick Mason	
	Draft Choice:	Round 6, 1997	#165 TE Nicky Savoie	Pick later traded to New Orleans
<b>2. April 19, 1997 (Draft Day)</b>				
Kansas City Receives:	Draft Choice:	Round 1, 1997	#13 TE Tony Gonzalez	
	Draft Choice:	Round 4, 1997	#110 QB Pat Barnes	
Tennessee Receives:	Draft Choice:	Round 1, 1997	#18 DE Kenny Holmes	
	Draft Choice:	Round 3, 1997	#81 T Scott Sanderson	
	Draft Choice:	Round 4, 1997	#116 WR Keith Poole	Pick later traded to New Orleans
	Draft Choice:	Round 6, 1997	#181 LB Dennis Stallings	
<b>3. April 20, 1997 (Draft Day)</b>				
New Orleans Receives:	Draft Choice:	Round 4, 1997	#116 WR Keith Poole	Pick originally from Kansas City
	Draft Choice:	Round 6, 1997	#165 TE Nicky Savoie	Pick originally from Atlanta
Tennessee Receives:	Draft Choice:	Round 4, 1997	#107 DE Pratt Lyons	

## RECENT VETERAN FREE AGENCY HISTORY

### 2020

#### Players Signed (7)

OLB Vic Beasley, Jr. (Atlanta)  
 DB Ibraheim Campbell (Green Bay)  
 DL Jack Crawford (Atlanta)  
 LB Nick Dzubnar (L.A. Chargers)  
 CB Johnathan Joseph (Houston)  
 RB Seniorise Perry (Buffalo)  
 T Ty Sambrailo (Atlanta)

#### Players Lost (6)

T Jack Conklin (Cleveland)  
 WR Darius Jennings (L.A. Chargers)  
 DL Austin Johnson (N.Y. Giants)  
 QB Marcus Mariota (Las Vegas)  
 WR Tajaé Sharpe (Minnesota)  
 CB LeShaun Sims (Cincinnati)

### 2019

#### Players Signed (4)

WR Adam Humphries (Tampa Bay)  
 G Rodger Saffold (L.A. Rams)  
 DL Brent Urban (Baltimore)  
 OLB Cameron Wake (Miami)

#### Players Lost (2)

TE Luke Stocker (Atlanta)  
 G Quinton Spain (Buffalo)

### 2018

#### Players Signed (10)

CB Malcolm Butler (New England)  
 WR Michael Campanaro (Baltimore)  
 LB Will Compton (Washington)  
 QB Blaine Gabbert (Arizona)  
 RB Dion Lewis (New England)  
 S Kendrick Lewis (Baltimore)  
 DL Bennie Logan (Kansas City)  
 G Kevin Pamphile (Tampa Bay)  
 OL Xavier Su'a-Filo (Houston)  
 WR Nick Williams (Atlanta)

#### Players Lost (3)

DB Curtis Riley (N.Y. Giants)  
 QB Brandon Weeden (Houston)  
 LB Avery Williamson (N.Y. Jets)

### 2017

#### Players Signed (8)

LB Daren Bates (Oakland)  
 S Johnathan Cyprien (Jacksonville)  
 CB Demontre Hurst (Chicago)  
 OL Tim Lelito (New Orleans)  
 CB Logan Ryan (New England)  
 S Brynden Trawick (Oakland)  
 KR/WR Eric Weems (Atlanta)  
 NT Sylvester Williams (Denver)

#### Players Lost (9)

LB David Bass (Seattle)  
 T/G Byron Bell (Dallas)  
 CB Valentino Blake (N.Y. Giants)  
 TE Anthony Fasano (Miami)  
 C/G Brian Schwenke (Indianapolis)  
 LB Sean Spence (Indianapolis)  
 S Daimion Stafford (Pittsburgh)  
 G Chance Warmack (Philadelphia)  
 WR Kendall Wright (Chicago)

### 2016

#### Players Signed (7)

CB Brice McCain (Miami)  
 C Ben Jones (Houston)  
 QB Matt Cassel (Dallas)  
 WR Rishard Matthews (Miami)  
 LB Sean Spence (Pittsburgh)  
 CB Antwon Blake (Pittsburgh)  
 S Rashad Johnson (Arizona)

#### Players Lost (5)

LB Zach Brown (Buffalo)  
 FB Steven Johnson (Pittsburgh)  
 OL Joe Looney (Dallas)  
 DT Mike Martin (Philadelphia)  
 CB Coty Sensabaugh (Los Angeles)

### 2015

#### Players Signed (7)

T Byron Bell (Carolina)  
 CB Perrish Cox (San Francisco)  
 WR Harry Douglas (Atlanta)  
 TE Anthony Fasano (Kansas City)  
 WR Hakeem Nicks (Indianapolis)  
 OLB Brian Orakpo (Washington)

S Da'Norris Searcy (Buffalo)

#### Players Lost (3)

CB Brandon Ghee (Cincinnati)  
 FB Collin Mooney (Atlanta)  
 WR Nate Washington (Houston)

### 2014

#### Players Signed (8)

RB Dexter McCluster (Kansas City)  
 DL Al Woods (Pittsburgh)  
 QB Charlie Whitehurst (San Diego)  
 LB Wesley Woodyard (Denver)  
 T Michael Oher (Baltimore)  
 LB Shaun Phillips (Denver)  
 G/C Eric Olsen (Pittsburgh)  
 WR Brian Robiskie (Atlanta)

#### Players Lost (4)

CB Alterraun Verner (Tampa Bay)  
 WR Damian Williams (Miami)  
 WR Kenny Britt (St. Louis)  
 QB Rusty Smith (N.Y. Giants)

### 2013

#### Players Signed (14)

S George Wilson (Buffalo)  
 LB Moise Fokou (Indianapolis)  
 RB Shonn Greene (N.Y. Jets)  
 DT Sammie Hill (Detroit)  
 G Andy Levitre (Buffalo)  
 TE Delanie Walker (San Francisco)  
 G/C Rob Turner (St. Louis)  
 QB Ryan Fitzpatrick (Buffalo)  
 S Bernard Pollard (Baltimore)  
 DE Ropati Pitoitua (Kansas City)  
 WR Kevin Walter (Houston)  
 C/G Chris Spencer (Chicago)  
 RB Jalen Parmele (Jacksonville)  
 DT Antonio Johnson (Indianapolis)

#### Players Lost (5)

TE Jared Cook (St. Louis)  
 LB Zac Diles (Kansas City)  
 G Leroy Harris (Detroit)  
 DT Sen'Derrick Marks (Jacksonville)  
 DE Jarius Wynn (San Diego)

## RECENT VETERAN FREE AGENCY HISTORY

### 2012

#### Players Signed (7)

G Steve Hutchinson (Minnesota)  
 DE Kamerion Wimbley (Oakland)  
 DE Leger Douzable (Jacksonville)  
 LB Zac Diles (Indianapolis)  
 G Kyle DeVan (Philadelphia)  
 C Jon Cooper (Minnesota)  
 S Aaron Francisco (Detroit)

#### Players Lost (6)

WR Donnie Avery (Indianapolis)  
 CB Cortland Finnegan (St. Louis)  
 S Chris Hope (Atlanta)  
 DE William Hayes (St. Louis)  
 DE Jason Jones (Seattle)  
 LB Barrett Ruud (Seattle)

### 2011

#### Players Signed (11)

QB Matt Hasselbeck (Seattle)  
 DT Shaun Smith (Kansas City)  
 TE Daniel Graham (Denver)  
 LB Barrett Ruud (Tampa Bay)  
 CB Frank Walker (Minnesota)  
 S Jordan Babineaux (Seattle)  
 T Pat McQuistan (Miami)  
 S Anthony Smith (Green Bay)  
 T Adam Terry (Jacksonville)  
 RB Kestahn Moore (Washington)  
 WR Kevin Curtis (Kansas City)

#### Players Lost (4)

DE Jason Babin (Philadelphia)  
 QB Kerry Collins (Indianapolis)  
 LB Stephen Tulloch (Detroit)  
 TE Bo Scaife (Cincinnati)

### 2010

#### Players Signed (6)

LB Will Witherspoon (Philadelphia)  
 P/K Ricky Schmitt (San Francisco)  
 DE Jason Babin (Philadelphia)  
 CB Tye Hill (Atlanta)  
 QB Chris Simms (Denver)  
 TE Sean Ryan (Washington)

#### Players Lost (2)

DE Kyle Vanden Bosch (Detroit)  
 TE Alge Crumpler (New England)

### 2009

#### Players Signed (5)

CB DeMarcus Faggins (Houston)  
 DT Jovan Haye (Tampa Bay)  
 WR Mark Jones (Carolina)  
 QB Patrick Ramsey (Denver)  
 WR Nate Washington (Pittsburgh)

#### Players Lost (6)

CB Chris Carr (Baltimore)  
 DT Albert Haynesworth (Washington)  
 WR Brandon Jones (San Francisco)  
 CB Eric King (Detroit)  
 T Daniel Loper (Detroit)  
 QB Chris Simms (Denver)

### 2008

#### Players Signed (7)

TE Dwayne Blakley (Atlanta)  
 CB Chris Carr (RFA-Oakland)  
 TE Alge Crumpler (Atlanta)  
 DE Jevon Kearse (Philadelphia)  
 WR Justin McCareins (N.Y. Jets)  
 OT Jake Scott (Indianapolis)  
 LB Josh Stamer (Buffalo)

#### Players Lost (8)

G Jacob Bell (St. Louis)  
 RB Chris Brown (Houston)  
 LB Gilbert Gardner (Detroit)  
 TE Ben Hartssock (Atlanta)  
 DE Travis LaBoy (Arizona)  
 DE Antwan Odom (Cincinnati)  
 DT Randy Starks (Miami)  
 TE Ben Troupe (Tampa Bay)

### 2007

#### Players Signed (6)

LB Ryan Fowler (RFA-Dallas)  
 WR Justin Gage (Chicago)  
 CB Nick Harper (Indianapolis)  
 CB Kelly Herndon (Seattle)  
 QB Tim Rattay (Tampa Bay)  
 S Bryan Scott (New Orleans)

#### Players Lost (3)

WR Drew Bennett (St. Louis)  
 DT Robaire Smith (Cleveland)  
 WR Bobby Wade (Minnesota)

### 2006

#### Players Signed (4)

WR David Givens (New England)  
 S Chris Hope (Pittsburgh)  
 C Kevin Mawae (N.Y. Jets)  
 LB David Thornton (Indianapolis)

#### Players Lost (4)

LB Rocky Boiman (Dallas)  
 C Justin Hartwig (Carolina)  
 LB Brad Kassell (N.Y. Jets)  
 S Tank Williams (Minnesota)

### 2005

#### Players Signed (1)

DE Kyle Vanden Bosch (Arizona)

#### Players Lost (4)

RB Antowain Smith (New Orleans)  
 WR Eddie Berlin (Chicago)  
 CB Andre Dyson (Seattle)  
 TE Shad Meier (New Orleans)

### 2004

#### Players Signed (0)

#### Players Lost (2)

DE Jevon Kearse (Philadelphia)  
 DT Robaire Smith (Houston)

### 2003

#### Players Signed (0)

#### Players Lost (5)

WR Kevin Dyson (Carolina)  
 DT John Thornton (Cincinnati)

CB Dainon Sidney (Buffalo)  
 CB Donald Mitchell (Dallas)  
 S Rich Coady (Indianapolis)

### 2002

#### Players Signed (4)

S Lance Schulters (San Francisco)  
 FB Greg Comella (N.Y. Giants)  
 C Jeff Smith (Jacksonville)  
 RB Robert Holcombe (St. Louis)

#### Players Lost (4)

DT Jason Fisk (San Diego)  
 DT Josh Evans (N.Y. Jets)  
 LB Greg Favors (Indianapolis)  
 C Kevin Long (Jacksonville)

### 2001

#### Players Signed (2)

K Joe Nedney (Carolina)  
 CB DeRon Jenkins (San Diego)

#### Players Lost (2)

DE Kenny Holmes (N.Y. Giants)  
 CB Denard Walker (Denver)

### 2000

#### Players Signed (2)

LB Randall Godfrey (Dallas)  
 T Fred Miller (St. Louis)

#### Players Lost (5)

LB Joe Bowden (Dallas)  
 LB Doug Colman (Oakland)  
 S Anthony Dorsett (Oakland)  
 TE Jackie Harris (Dallas)  
 T Jon Runyan (Philadelphia)

### 1999

#### Players Signed (5)

DT Jason Fisk (Minnesota)  
 DT Mike Jones (New England)  
 FB Lorenzo Neal (Tampa Bay)  
 QB Neil O'Donnell (Cincinnati)  
 DE Mike Frederick (Jets)

#### Players Lost (3)

DE Anthony Cook (Washington)  
 C Mark Stepnoki (Dallas)  
 DT Gary Walker (Jacksonville)

### 1998

#### Players Signed (3)

TE Jackie Harris (Tampa Bay)  
 P Craig Hentrich (Green Bay)  
 WR Yancey Thigpen (Pittsburgh)

#### Players Lost (1)

G Kevin Donnalley (Miami)

### 1997

#### Players Signed (2)

QB Dave Krieg (Chicago)  
 LB Lonnie Marts (Tampa Bay)

#### Players Lost (2)

LB Michael Barrow (Carolina)  
 CB Cris Dishman (Washington)

**ALL-TIME HEAD COACHES SUMMARY**

COACH	YEARS	WON	LOST	TIED	PCT.	PTS.	ALLOWED
Lou Rymkus*	1960-61	12	7	1	.625	546	414
Wally Lemm	1961, 1966-70	38	40	4	.487	1,785	1,702
Frank "Pop" Ivy	1962-63	17	12	0	.586	706	662
Sammy Baugh	1964	4	10	0	.285	310	355
Hugh "Bones" Taylor	1965	4	10	0	.285	298	429
Ed Hughes	1971	4	9	1	.321	251	330
Bill Peterson**	1972-73	1	18	0	.052	241	553
Sid Gillman	1973-74	8	15	0	.347	358	556
O.A. "Bum" Phillips	1975-80	59	38	0	.608	1,857	1,741
Ed Biles***	1981-83	8	23	0	.258	526	774
Chuck Studley	1983	2	8	0	.200	179	286
Hugh Campbell****	1984-85	8	22	0	.266	487	787
Jerry Glanville	1985-89	35	35	0	.500	1,535	1,637
Jack Pardee#	1990-94	44	35	0	.556	1,771	1,418
Jeff Fisher	1994-2010	147	126	0	.538	5,872	5,719
Mike Munchak	2011-13	22	26	0	.458	1,017	1,069
Ken Whisenhunt##	2014-15	3	20	0	.130	379	597
Mike Mularkey	2015-17	21	22	0	.488	925	1,054
Mike Vrabel	2018-20	31	21	0	.596	1,288	1,153
<b>TOTALS</b>	<b>1960-2020</b>	<b>467</b>	<b>496</b>	<b>6</b>	<b>.485</b>	<b>20,273</b>	<b>21,190</b>

(includes postseason)

\* Released after five games in 1961  
 \*\* Released after five games in 1973

\*\*\* Resigned after six games in 1983  
 \*\*\*\* Released after 14 games in 1985

# Released after 10 games in 1994  
 ## Released after seven games in 2015



Mike Vrabel was hired as head coach in January 2018.

**ALL-TIME STARTING QUARTERBACK SUMMARY (REGULAR SEASON)**

Quarterback	Seasons	Wins	Losses	Ties	Pct.	Quarterback	Seasons	Wins	Losses	Ties	Pct.
George Blanda	1960-66	44	38	0	.537	Billy Joe Tolliver	1994	0	7	0	.000
Jacky Lee	1960-67	4	5	1	.450	Bucky Richardson	1992-94	1	3	0	.250
Don Trull	1964-69	4	9	2	.333	Chris Chandler	1995-96	11	14	0	.440
Buddy Humphrey	1966	0	1	0	.000	Steve McNair	1995-05	76	55	0	.580
Pete Beathard	1967-69	15	11	0	.577	Neil O'Donnell	1999-03	6	2	0	.750
Bob Davis	1967-69	3	2	1	.583	Billy Volek	2000-06	3	7	0	.300
Charley Johnson	1970-71	3	11	0	.214	Matt Mauck	2005	0	1	0	.000
Jerry Rhome	1970	0	3	1	.125	Vince Young	2006-10	30	17	0	.638
Dan Pastorini	1971-79	53	54	0	.495	Kerry Collins	2006-10	15	17	0	.469
Lynn Dickey	1971-74	2	7	1	.250	Rusty Smith	2010-11	0	1	0	.000
Kent Nix	1972	0	2	0	.000	Matt Hasselbeck	2011-12	11	10	0	.524
John Hadl	1976-77	1	5	0	.167	Jake Locker	2011-14	9	14	0	.391
Gifford Nielsen	1978-83	3	11	0	.214	Ryan Fitzpatrick	2013	3	6	0	.333
Ken Stabler	1980-81	16	12	0	.571	Charlie Whitehurst	2014	1	4	0	.200
John Reaves	1981	1	1	0	.500	Zach Mettenberger	2014-15	0	10	0	.000
Archie Manning	1982-83	0	8	0	.000	Marcus Mariota	2015-19	29	32	0	.475
Oliver Luck	1982-86	3	6	0	.333	Matt Cassel	2016-17	1	1	0	.500
Warren Moon	1984-93	70	69	0	.504	Blaine Gabbert	2018	2	1	0	.667
Brent Pease	1987-88	2	1	0	.667	Ryan Tannehill	2019-20	18	8	0	.692
Cody Carlson	1987-94	11	8	0	.579						

**YEAR-BY-YEAR STARTING QUARTERBACKS SINCE 1999****2020 (11-5)**

Date	W-L	Opponent	Starter
Sept. 14	W	Denver	Tannehill
Sept. 20	W	Jacksonville	Tannehill
Sept. 27	W	Minnesota	Tannehill
Oct. 13	W	Buffalo	Tannehill
Oct. 18	W	Houston	Tannehill
Oct. 25	L	Pittsburgh	Tannehill
Nov. 1	L	Cincinnati	Tannehill
Nov. 8	W	Chicago	Tannehill
Nov. 12	L	Indianapolis	Tannehill
Nov. 22	W	Baltimore	Tannehill
Nov. 29	W	Indianapolis	Tannehill
Dec. 6	L	Cleveland	Tannehill
Dec. 13	W	Jacksonville	Tannehill
Dec. 20	W	Detroit	Tannehill
Dec. 27	L	Green Bay	Tannehill
Jan. 3	W	Houston	Tannehill

**Wild Card**

Jan. 10 L Baltimore Tannehill

**Tannehill (11-5, 0-1)****2019 (9-7)**

Date	W-L	Opponent	Starter
Sept. 8	W	Cleveland	Mariota
Sept. 15	L	Indianapolis	Mariota
Sept. 19	L	Jacksonville	Mariota
Sept. 29	W	Atlanta	Mariota
Oct. 6	L	Buffalo	Mariota
Oct. 13	L	Denver	Mariota
Oct. 20	W	L.A. Chargers	Tannehill
Oct. 27	W	Tampa Bay	Tannehill
Nov. 3	L	Carolina	Tannehill
Nov. 10	W	Kansas City	Tannehill
Nov. 24	W	Jacksonville	Tannehill
Dec. 1	W	Indianapolis	Tannehill
Dec. 8	W	Oakland	Tannehill
Dec. 15	L	Houston	Tannehill
Dec. 22	L	New Orleans	Tannehill
Dec. 30	W	Houston	Tannehill

**Wild Card**

Jan. 4 W New England Tannehill

**Divisional**

Jan. 11 W Baltimore Tannehill

**AFC Championship**

Jan. 19 L Kansas City Tannehill

**Mariota (2-4), Tannehill (7-3, 2-1)****2018 (9-7)**

Date	W-L	Opponent	Starter
Sept. 9	L	Miami	Mariota
Sept. 16	W	Houston	Gabbert
Sept. 23	W	Jacksonville	Gabbert
Sept. 30	W	Philadelphia	Mariota
Oct. 7	L	Buffalo	Mariota
Oct. 14	L	Baltimore	Mariota
Oct. 21	L	L.A. Chargers	Mariota
Nov. 5	W	Dallas	Mariota
Nov. 11	W	New England	Mariota
Nov. 18	L	Indianapolis	Mariota
Nov. 26	L	Houston	Mariota
Dec. 2	W	N.Y. Jets	Mariota
Dec. 6	W	Jacksonville	Mariota
Dec. 16	W	N.Y. Giants	Mariota
Dec. 22	W	Washington	Mariota
Dec. 30	L	Indianapolis	Gabbert

**Mariota (7-6), Gabbert (2-1)****2017 (9-7)**

Date	W-L	Opponent	Starter
Sept. 10	L	Oakland	Mariota
Sept. 17	W	Jacksonville	Mariota
Sept. 24	W	Seattle	Mariota
Oct. 1	L	Houston	Mariota
Oct. 8	L	Miami	Cassel
Oct. 16	W	Indianapolis	Mariota
Oct. 22	W	Cleveland	Mariota
Nov. 5	W	Baltimore	Mariota
Nov. 12	W	Cincinnati	Mariota
Nov. 16	L	Pittsburgh	Mariota
Nov. 26	W	Indianapolis	Mariota
Dec. 3	W	Houston	Mariota
Dec. 10	L	Arizona	Mariota
Dec. 17	L	San Francisco	Mariota
Dec. 24	L	Los Angeles Rams	Mariota
Dec. 31	W	Jacksonville	Mariota

**Wild Card**

Jan. 6 W Kansas City Mariota

**Divisional**

Jan. 13 L New England Mariota

**Mariota (9-6, 1-1), Cassel (0-1)****2016 (9-7)**

Date	W-L	Opponent	Starter

Sept. 11	L	Minnesota	Mariota
Sept. 18	W	at Detroit	Mariota
Sept. 25	L	Oakland	Mariota
Oct. 2	L	at Houston	Mariota
Oct. 9	W	at Miami	Mariota
Oct. 16	W	Cleveland	Mariota
Oct. 23	L	Indianapolis	Mariota
Oct. 27	W	Jacksonville	Mariota
Nov. 6	L	at San Diego	Mariota
Nov. 13	W	Green Bay	Mariota
Nov. 20	L	at Indianapolis	Mariota
Nov. 27	W	at Chicago	Mariota
Dec. 11	W	Denver	Mariota
Dec. 18	W	at Kansas City	Mariota
Dec. 24	L	at Jacksonville	Mariota
Jan. 1	W	Houston	Cassel

**Mariota (8-7), Cassel (1-0)****2015 (3-13)**

Date	W-L	Opponent	Starter
Sept. 13	W	at Tampa Bay	Mariota
Sept. 20	L	at Cleveland	Mariota
Sept. 27	L	Indianapolis	Mariota
Oct. 11	L	Buffalo	Mariota
Oct. 18	L	Miami	Mariota
Oct. 25	L	Atlanta	Mettenberger
Nov. 1	L	at Houston	Mettenberger
Nov. 8	W	at New Orleans	Mariota
Nov. 15	L	Carolina	Mariota
Nov. 19	L	at Jacksonville	Mariota
Nov. 29	L	Oakland	Mariota
Dec. 6	W	Jacksonville	Mariota
Dec. 13	L	at N.Y. Jets	Mariota
Dec. 20	L	at New England	Mariota
Dec. 27	L	Houston	Mettenberger
Jan. 3	L	at Indianapolis	Mettenberger

**Mariota (3-9), Mettenberger (0-4)****2014 (2-14)**

Date	W-L	Opponent	Starter
Sept. 7	W	at Kansas City	Locker
Sept. 14	L	Dallas	Locker
Sept. 21	L	at Cincinnati	Locker
Sept. 28	L	at Indianapolis	Whitehurst
Oct. 5	L	Cleveland	Locker
Oct. 12	W	Jacksonville	Whitehurst

## YEAR-BY-YEAR STARTING QUARTERBACKS SINCE 1999

Oct. 19	L	at Washington	Whitehurst
Oct. 26	L	Houston	Mettenberger
Nov. 9	L	at Baltimore	Mettenberger
Nov. 17	L	Pittsburgh	Mettenberger
Nov. 23	L	at Philadelphia	Mettenberger
Nov. 30	L	at Houston	Mettenberger
Dec. 7	L	N.Y. Giants	Mettenberger
Dec. 14	L	N.Y. Jets	Locker
Dec. 18	L	at Jacksonville	Whitehurst
Dec. 28	L	Indianapolis	Whitehurst

**Locker (1-4), Whitehurst (1-4), Mettenberger (0-6)**

### 2013 (7-9)

Date	W-L	Opponent	Starter
Sept. 8	W	at Pittsburgh	Locker
Sept. 15	L	at Houston	Locker
Sept. 22	W	San Diego	Locker
Sept. 29	W	N.Y. Jets	Locker
Oct. 6	L	Kansas City	Fitzpatrick
Oct. 13	L	at Seattle	Fitzpatrick
Oct. 20	L	San Francisco	Locker
Nov. 3	W	at St. Louis	Locker
Nov. 10	L	Jacksonville	Locker
Nov. 14	L	Indianapolis	Fitzpatrick
Nov. 24	W	at Oakland	Fitzpatrick
Dec. 1	L	at Indianapolis	Fitzpatrick
Dec. 8	L	at Denver	Fitzpatrick
Dec. 15	L	Arizona	Fitzpatrick
Dec. 22	W	at Jacksonville	Fitzpatrick
Dec. 29	W	Houston	Fitzpatrick

**Locker (4-3), Fitzpatrick (3-6)**

### 2012 (6-10)

Date	W-L	Opponent	Starter
Sept. 9	L	New England	Locker
Sept. 16	L	at San Diego	Locker
Sept. 23	W	Detroit	Locker
Sept. 30	L	at Houston	Locker
Oct. 7	L	at Minnesota	Hasselbeck
Oct. 11	W	Pittsburgh	Hasselbeck
Oct. 21	W	at Buffalo	Hasselbeck
Oct. 28	L	Indianapolis	Hasselbeck
Nov. 4	L	Chicago	Hasselbeck
Nov. 11	W	at Miami	Locker
Nov. 25	L	at Jacksonville	Locker
Dec. 2	L	Houston	Locker
Dec. 9	L	at Indianapolis	Locker
Dec. 17	W	N.Y. Jets	Locker
Dec. 23	L	at Green Bay	Locker
Dec. 30	W	Jacksonville	Locker

**Locker (4-7), Hasselbeck (2-3)**

### 2011 (9-7)

Date	W-L	Opponent	Starter
Sept. 11	L	at Jacksonville	Hasselbeck
Sept. 18	W	Baltimore	Hasselbeck
Sept. 25	W	Denver	Hasselbeck
Oct. 2	W	at Cleveland	Hasselbeck
Oct. 9	L	at Pittsburgh	Hasselbeck
Oct. 23	L	Houston	Hasselbeck
Oct. 30	W	Indianapolis	Hasselbeck
Nov. 6	L	Cincinnati	Hasselbeck
Nov. 13	W	at Carolina	Hasselbeck
Nov. 20	L	at Atlanta	Hasselbeck
Nov. 27	W	Tampa Bay	Hasselbeck
Dec. 4	W	at Buffalo	Hasselbeck
Dec. 11	L	New Orleans	Hasselbeck
Dec. 18	L	at Indianapolis	Hasselbeck
Dec. 24	W	Jacksonville	Hasselbeck
Jan. 1	W	at Houston	Hasselbeck

**Hasselbeck (9-7)**

### 2010 (6-10)

Date	W-L	Opponent	Starter
Sept. 12	W	Oakland	Young
Sept. 19	L	Pittsburgh	Young
Sept. 26	W	at N.Y. Giants	Young
Oct. 3	L	Denver	Young
Oct. 10	W	at Dallas	Young
Oct. 18	W	at Jacksonville	Young
Oct. 24	W	Philadelphia	Collins
Oct. 31	L	at San Diego	Young
Nov. 14	L	at Miami	Collins
Nov. 21	L	Washington	Young
Nov. 28	L	at Houston	Smith
Dec. 5	L	Jacksonville	Collins
Dec. 9	L	Indianapolis	Collins
Dec. 19	W	Houston	Collins
Dec. 26	L	at Kansas City	Collins
Jan. 2	L	at Indianapolis	Collins

**Young (4-4), Collins (2-5), Smith (0-1)**

### 2009 (8-8)

Date	W-L	Opponent	Starter
Sept. 10	L	at Pittsburgh	Collins
Sept. 20	L	Houston	Collins
Sept. 27	L	at N.Y. Jets	Collins
Oct. 4	L	at Jacksonville	Collins
Oct. 11	L	Indianapolis	Collins
Oct. 18	L	at New England	Collins
Nov. 1	W	Jacksonville	Young
Nov. 8	W	at San Francisco	Young
Nov. 15	W	Buffalo	Young
Nov. 23	W	at Houston	Young
Nov. 29	W	Arizona	Young
Dec. 6	L	at Indianapolis	Young
Dec. 13	W	St. Louis	Young
Dec. 20	W	Miami	Young
Dec. 25	L	San Diego	Young
Jan. 3	W	at Seattle	Young

**Young (8-2), Collins (0-6)**

### 2008 (13-3)

Date	W-L	Opponent	Starter
Sept. 7	W	Jacksonville	Young
Sept. 14	W	at Cincinnati	Collins
Sept. 21	W	Houston	Collins
Sept. 28	W	Minnesota	Collins
Oct. 5	W	at Baltimore	Collins
Oct. 19	W	at Kansas City	Collins
Oct. 27	W	Indianapolis	Collins
Nov. 2	W	Green Bay	Collins
Nov. 9	W	at Chicago	Collins
Nov. 16	W	at Jacksonville	Collins
Nov. 23	L	N.Y. Jets	Collins
Nov. 27	W	at Detroit	Collins
Dec. 7	W	Cleveland	Collins
Dec. 14	L	at Houston	Collins
Dec. 21	W	Pittsburgh	Collins
Dec. 28	L	at Indianapolis	Collins

#### Divisional

Jan. 10 L (P) Baltimore Collins

**Young (1-0), Collins (12-3, 0-1)**

### 2007 (10-6)

Date	W-L	Opponent	Starter
Sept. 9	W	at Jacksonville	Young
Sept. 16	L	Indianapolis	Young
Sept. 24	W	at New Orleans	Young
Oct. 7	W	Atlanta	Young
Oct. 14	L	at Tampa Bay	Young
Oct. 21	W	at Houston	Collins

Oct. 28	W	Oakland	Young
Nov. 4	W	Carolina	Young
Nov. 11	L	Jacksonville	Young
Nov. 19	L	at Denver	Young
Nov. 25	L	at Cincinnati	Young
Dec. 2	W	Houston	Young
Dec. 9	L	San Diego	Young
Dec. 16	W	at Kansas City	Young
Dec. 23	W	N.Y. Jets	Young
Dec. 30	W	at Indianapolis	Young

#### Wild Card

Jan. 6 L (P) at San Diego Young

**Young (9-6, 0-1), Collins (1-0)**

### 2006 (8-8)

Date	W-L	Opponent	Starter
Sept. 10	L	N.Y. Jets	Collins
Sept. 17	L	at San Diego	Collins
Sept. 24	L	at Miami	Collins
Oct. 1	L	Dallas	Young
Oct. 8	L	at Indianapolis	Young
Oct. 15	W	at Washington	Young
Oct. 29	W	Houston	Young
Nov. 5	L	at Jacksonville	Young
Nov. 12	L	Baltimore	Young
Nov. 19	W	at Philadelphia	Young
Nov. 26	W	N.Y. Giants	Young
Dec. 3	W	Indianapolis	Young
Dec. 10	W	at Houston	Young
Dec. 17	W	Jacksonville	Young
Dec. 24	W	at Buffalo	Young
Dec. 31	L	New England	Young

**Young (8-5), Collins (0-3)**

### 2005 (4-12)

Date	W-L	Opponent	Starter
Sept. 11	L	at Pittsburgh	McNair
Sept. 18	W	Baltimore	McNair
Sept. 25	L	at St. Louis	McNair
Oct. 2	L	Indianapolis	McNair
Oct. 9	W	at Houston	McNair
Oct. 16	L	Cincinnati	McNair
Oct. 23	L	at Arizona	Volek
Oct. 30	L	Oakland	McNair
Nov. 6	L	at Cleveland	McNair
Nov. 20	L	Jacksonville	McNair
Nov. 27	W	San Francisco	McNair
Dec. 4	L	at Indianapolis	McNair
Dec. 11	W	Houston	McNair
Dec. 18	L	Seattle	McNair
Dec. 24	L	at Miami	McNair
Jan. 1	L	at Jacksonville	Mauck

**McNair (4-10), Volek (0-1), Mauck (0-1)**

### 2004 (5-11)

Date	W-L	Opponent	Starter
Sept. 11	W	at Miami	McNair
Sept. 19	L	Indianapolis	McNair
Sept. 26	L	Jacksonville	McNair
Oct. 3	L	at San Diego	Volek
Oct. 11	W	at Green Bay	McNair
Oct. 17	L	Houston	McNair
Oct. 24	L	at Minnesota	McNair
Oct. 31	W	Cincinnati	Volek
Nov. 14	L	Chicago	Volek
Nov. 21	W	at Jacksonville	McNair
Nov. 28	L	at Houston	McNair
Dec. 5	L	at Indianapolis	Volek
Dec. 13	L	Kansas City	Volek
Dec. 19	L	at Oakland	Volek
Dec. 25	L	Denver	Volek



## YEAR-BY-YEAR STARTING QUARTERBACKS SINCE 1999

Jan. 2 W Detroit Volek

**Volek (2-6), McNair (3-5)**

### 2003 (12-4)

Date	W-L	Opponent	Starter
Sept. 7	W	Oakland	McNair
Sept. 14	L	at Indianapolis	McNair
Sept. 21	W	New Orleans	McNair
Sept. 28	W	at Pittsburgh	McNair
Oct. 5	L	at New England	McNair
Oct. 12	W	Houston	McNair
Oct. 19	W	at Carolina	McNair
Oct. 26	W	at Jacksonville	McNair
Nov. 9	W	Miami	McNair
Nov. 16	W	Jacksonville	McNair
Nov. 23	W	at Atlanta	McNair
Dec. 1	L	at N.Y. Jets	McNair
Dec. 7	L	at Indianapolis	McNair
Dec. 14	W	Buffalo	Volek
Dec. 21	W	at Houston	McNair
Dec. 28	W	Tampa Bay	O'Donnell

#### Wild Card

Jan. 3 W (P) at Baltimore McNair

#### Divisional

Jan. 10 L (P) at New England McNair

**McNair (10-4, 1-1), Volek (1-0), O'Donnell (1-0)**

### 2002 (11-5)

Date	W-L	Opponent	Starter
Sept. 8	W	Philadelphia	McNair
Sept. 15	L	at Dallas	McNair
Sept. 22	L	Cleveland	McNair
Sept. 28	L	at Oakland	McNair
Oct. 6	L	Washington	McNair
Oct. 13	W	Jacksonville	McNair
Oct. 27	W	at Cincinnati	McNair
Nov. 3	W	at Indianapolis	McNair
Nov. 10	W	Houston	McNair
Nov. 17	W	Pittsburgh	McNair
Nov. 24	L	at Baltimore	McNair
Dec. 1	W	at N.Y. Giants	McNair
Dec. 8	W	Indianapolis	McNair
Dec. 16	W	New England	McNair
Dec. 22	W	at Jacksonville	McNair
Dec. 29	W	at Houston	McNair

#### Divisional

Jan. 11 W (P) Pittsburgh McNair

#### AFC Championship

Jan. 19 L (P) at Oakland McNair

**McNair (11-5, 1-1)**

### 2001 (7-9)

Date	W-L	Opponent	Starter
Sept. 9	L	Miami	McNair
Sept. 23	L	at Jacksonville	O'Donnell
Oct. 7	L	at Baltimore	McNair
Oct. 14	W	Tampa Bay	McNair
Oct. 21	W	at Detroit	McNair
Oct. 29	L	at Pittsburgh	McNair
Nov. 4	W	Jacksonville	McNair
Nov. 12	L	Baltimore	McNair
Nov. 18	W	at Cincinnati	McNair
Nov. 25	L	Pittsburgh	McNair
Dec. 2	W	at Cleveland	McNair
Dec. 9	L	at Minnesota	McNair
Dec. 16	W	Green Bay	McNair
Dec. 22	W	at Oakland	McNair
Dec. 30	L	Cleveland	McNair
Jan. 6	L	Cincinnati	McNair

**McNair (7-8), O'Donnell (0-1)**

### 2000 (13-3)

Date	W-L	Opponent	Starter
Sept. 3	L	at Buffalo	McNair
Sept. 10	W	Kansas City	McNair
Sept. 24	W	at Pittsburgh	O'Donnell
Oct. 1	W	N.Y. Giants	McNair
Oct. 8	W	at Cincinnati	McNair
Oct. 16	W	Jacksonville	McNair
Oct. 22	W	at Baltimore	McNair
Oct. 30	W	at Washington	McNair
Nov. 5	W	Pittsburgh	McNair
Nov. 12	L	Baltimore	McNair
Nov. 19	W	Cleveland	McNair
Nov. 26	L	at Jacksonville	McNair
Dec. 3	W	at Philadelphia	McNair
Dec. 10	W	Cincinnati	McNair
Dec. 17	W	at Cleveland	McNair
Dec. 25	W	Dallas	McNair

#### Divisional

Jan. 7 L (P) Baltimore McNair

**McNair (12-3, 0-1), O'Donnell (1-0)**

### 1999 (13-3)

Date	W-L	Opponent	Starter
Sept. 12	W	Cincinnati	McNair
Sept. 19	W	Cleveland	O'Donnell
Sept. 26	W	at Jacksonville	O'Donnell
Oct. 3	L	at San Francisco	O'Donnell
Oct. 10	W	Baltimore	O'Donnell
Oct. 17	W	at New Orleans	O'Donnell
Oct. 31	W	St. Louis	McNair
Nov. 7	L	at Miami	McNair
Nov. 14	W	at Cincinnati	McNair
Nov. 21	W	Pittsburgh	McNair
Nov. 28	W	at Cleveland	McNair
Dec. 5	L	at Baltimore	McNair
Dec. 9	W	Oakland	McNair
Dec. 19	W	Atlanta	McNair
Dec. 26	W	Jacksonville	McNair
Jan. 2	W	at Pittsburgh	McNair

#### Wild Card

Jan. 8 W (P) Buffalo McNair

#### Divisional

Jan. 16 W (P) at Indianapolis McNair

#### AFC Championship

Jan. 23 W (P) at Jacksonville McNair

#### Super Bowl XXXIV

Jan. 30 L (P) St. Louis McNair

**McNair (9-2, 3-1), O'Donnell (4-1)**

## ALL-TIME ALL-PRO SELECTIONS

### AFL ALL-PRO

- 1960** George Blanda, QB (Honorable Mention, UPI)  
 Billy Cannon, RB (Second Team, UPI, OF)  
 Mike Dukes, LB (First Team, UPI)  
 Don Floyd, DE (Honorable Mention, UPI)  
 Bill Groman, E (First Team, UPI, OF)  
 Charlie Hennigan, RB (Honorable Mention, UPI)  
 Al Jamison, T (First Team, AP, Second Team OF)  
 Mark Johnston, S (First Team, AP, Second Team, UPI, OF)  
 Rich Michael, T (First Team, UPI, OF)  
 Dennit Morris, LB (Second Team OF, Honorable Mention, UPI)  
 Jim Norton, S (Honorable Mention, UPI)  
 Hugh Pitts, LB (Honorable Mention, UPI)  
 Dave Smith, (First Team, AP, UPI, OF)  
 Julian Spence, CB (First Team, UPI)  
 Orville Trask, DT (Second Team, UPI, OF)  
 Fred Wallner, T (Honorable Mention, UPI)
- 1961** Tony Banfield, CB (First Team, AP, UPI, OF, SN, Second Team, NY)  
 George Blanda, QB (First Team, AP, UPI, OF, SN, NY)  
 Billy Cannon, HB (First Team, AP, UPI, OF, SN, NY)  
 Don Floyd, DE (First Team, OF)  
 Bill Groman, E (First Team, AP, SN, Second Team, UPI, NY)  
 Charlie Hennigan, E (First Team, AP, UPI, OF, SN, NY)  
 Ed Husmann, DT (Second Team, UPI, NY)  
 Al Jamison, T (First Team, AP, UPI, OF, SN, NY)  
 Mark Johnston, S (First Team, NY)  
 Jim Norton, S (Second Team, UPI, NY)  
 Bob Schmidt, C (Second Team, OF)  
 Bob Talamini, G (Second Team, OF, UPI)  
 Charley Tolar, FB (Second Team, UPI, OF)
- 1962** Tony Banfield, CB, (First Team, AP, UPI, OF)  
 George Blanda, QB (Second Team, AP, UPI)  
 Doug Claine, OLB (Second Team, AP UPI)  
 Don Floyd, DE (First Team, AP, UPI, OF)  
 Charlie Hennigan, E (First Team, AP, UPI, OF)  
 Ed Husmann, DT (First Team AP, UPI)  
 Al Jamison, T (First Team, AP, UPI)  
 Jim Norton, S (First Team, UPI, Second Team, AP)  
 Bob Schmidt, C (Second Team, AP, UPI)  
 Bob Talamini, G (First Team UPI, OF)  
 Charley Tolar, FB (Second Team, AP, UPI)
- 1963** Tony Banfield, CB (First Team, AP, UPI, OF, PF)  
 George Blanda, QB (Second Team, AP, NY)  
 Doug Claine, OLB (Second Team, AP, NY, UPI)  
 Don Floyd, DE (Second Team, NY)  
 Fred Glick, S (First Team, AP, UPI, OF, NEA, NY)  
 Charlie Hennigan, E (Second Team, NEA, NY, Honorable Mention, AP)  
 Ed Husmann, DT (Second Team, UPI)  
 Bobby Jancik, S (Second Team, NY, Honorable Mention, AP, UPI)  
 Rich Michael, T (Honorable Mention, UPI)  
 Bob Schmidt, C (Second Team, UPI, NEA)  
 Bob Talamini, G (First Team, AP, OF, NEA, NY, Second Team, UPI)  
 Hogan Wharton, G (Honorable Mention, AP)
- 1964** Sonny Bishop, T (Second Team, UPI)  
 Sid Blanks, T (Second Team, UPI)  
 Don Floyd, DE (Second Team, UPI)  
 Fred Glick, S (First Team, OF, Second Team, NEA)  
 Charlie Hennigan, E (First Team, AP, UPI, NEA, OF, NY)  
 Pete Jaquess, CB (Second Team, AP)  
 Bob Talamini, G (First Team, NEA, OF, Second Team, AP, UPI, NY)
- 1965** Sonny Bishop, G (Second Team, NY)  
 Ode Burrell, RB (Second Team, NY)  
 Willie Frazier, TE (First Team, AP, UPI, OF, NEA, NY)  
 W.K. Hicks, CB (Second Team, AP, UPI, NY)  
 Bob Talamini, G (First Team, AP, UPI, OF, NY)
- 1966** Johnny Baker, OLB (Second Team, NEA)  
 George Blanda, K (Second Team, NY)  
 Walter Suggs, T (Second Team, UPI, NEA)  
 Bob Talamini, G (First Team, OF, Second Team, UPI, NEA, NY)
- 1967** Miller Farr, CB (First Team, AP, UPI, NEA, SN, FN, NY, DE)

### LEGEND

- AP** - Associated Press  
**CP** - College & Pro Football Newsweekly  
**DMN** - Dallas Morning News  
**DB** - Dick Butkus Football Network  
**DE** - Detroit News  
**DH** - Don Heinrich (Pro Football Scouts)  
**DP** - Diet Pepsi Rookie Rookie of the Year  
**DZ** - Paul Zimmerman (N.Y. Post, 1969 -78; Sports Ill., 1979-present)  
**FD** - Football Digest  
**FI** - NFL Films  
**FN** - Football News  
**FO** - Gordon Forbes, USA Today  
**FW** - Pro Football Weekly  
**FX** - Larry Fox, N.Y. Daily News  
**GN** - Gannett News Service  
**HF** - Pro Football Hall of Fame  
**JT** - Joe Theismann  
**NA** - The National  
**NBC** - NBC Sports.com  
**NEA** - Newspaper Enterprise Association  
**NY** - New York Daily News  
**OA** - Bob Oates, L.A. Times  
**OF** - Official AFL Team  
**PF** - Pro Football Digest  
**PK** - Peter King, Sports Illust.  
**RS** - Pamela Robbins Scott  
**SI** - Sports Illustrated  
**SN** - The Sporting News  
**TP** - Topps All-Pro Team  
**UPI** - United Press International  
**USA** - USA Today  
**WA** - Pro Football Writers of America

- Hoyle Granger, RB (Second Team, AP, UPI, NEA)  
 Pat Holmes, DE (First Team, AP, UPI, NEA, FN, DE, Second Team, SN, NY)  
 Bobby Maples, C (Second Team, AP, UPI, NY)  
 Jim Norton, S (First Team, FN, DE, Second Team, AP, UPI, NY)  
 Walter Suggs, T (First Team, SN, FN, Second Team, AP, UPI, NEA)  
 Bob Talamini, G (First Team, AP, UPI, NEA, SN, FN, DE)  
 George Webster, OL (First Team, AP, UPI, NEA, SN, FN, NY, DE)
- 1968** Miller Farr, CB (First Team, PF, AP, UPI, NEA, SN, FN, NY, FW)  
 Hoyle Granger, RB (Second Team, FN)  
 Ken Houston, S (Second Team, SN, NEA)  
 Alvin Reed, TE (First Team, SN, FN, NY, Second Team, AP, UPI)  
 Walter Suggs, T (First Team, SN, Second Team, AP, UPI, NEA, FN)  
 George Webster, OLB (First Team, PF, WA, AP, UPI, NEA, SN, FN, NY, FW)
- 1969** Elvin Bethea, DE (Second Team, UPI)  
 Sonny Bishop, G (Second Team, SN, Honorable Mention, UPI)  
 Garland Boyette, MLB (Honorable Mention, UPI)  
 Miller Farr, CB (First Team, SN, Second Team, AP, UPI, NEA, NY, SI)  
 Hoyle Granger, RB (Second Team, SI, Honorable Mention, UPI, PF)  
 Ken Houston, S (First Team, NY, SI, Second Team, AP, UPI, SN,

## ALL-TIME ALL-PRO SELECTIONS

FN)  
 Alvin Reed, TE (First Team, SN, Second Team, AP, UPI, NEA, NY, SI, PF)  
 Tom Regner, G (Honorable Mention, UPI)  
 George Webster, OLB (First Team, WA, AP, UPI, NEA, SN, NY, SI, PF, Second Team, HF, NEA)  
 Walter Suggs, T (Second Team, AP, UPI, NEA, NY)

### NFL ALL-PRO

**1970** Ken Houston, S (Second Team, NEA)  
**1971** Ken Houston, S (First Team, DZ, TP, FW, Second Team, WA, NEA, FN)  
**1972** Ken Houston, S (Second Team, WA, NEA)  
**1973** Elvin Bethea, DE (Second Team, NEA)  
**1975** Elvin Bethea, DE (First Team, FN, CP, Second Team, AP, NEA)  
 Robert Brazile, OLB (First Team, DZ)  
 Curley Culp, DT (First Team, AP, WA, NEA, NY, FW)  
 Billy Johnson, KR (First Team, FW, Second Team, FN)  
**1976** Robert Brazile, OLB (First Team, WA, FN, NY, Second Team, AP)  
**1977** Robert Brazile, OLB (First Team, NEA, Second Team, AP)  
 Ken Burrough, WR (Second Team, AP, NEA)  
 Curley Culp, DT (Second Team, NEA)  
 Billy Johnson, KR (First Team, AP, WA, TP, NY, FX, CP, RS, FW)  
**1978** Elvin Bethea, DE (Second Team, NEA)  
 Robert Brazile, OLB (First Team, AP, WA, NEA, CP, FW)  
 Earl Campbell, RB (First Team, AP, WA, NEA, CP, DZ, NY, FX, FW)  
 Curley Culp, DT (Second Team, AP, NEA)  
**1979** Elvin Bethea, DE (Second Team, AP)  
 Robert Brazile, OLB (First Team, AP, FW, NEA, WA)  
 Earl Campbell, RB (First Team, AP, SN, FW, NEA, WA)  
 Curly Culp, DT (Second Team, AP)  
 Toni Fritsch, PK (First Team, AP, WA, NEA, DZ)  
 Leon Gray, T (First Team, AP, WA, NEA, CP, FW)  
 Vernon Perry, S (First Team, DZ)  
 Mike Reinfeldt, S (First Team, AP, WA, NEA, CP, NY, FX, FW)  
**1980** Gregg Bingham, ILB (First Team, FX)  
 Robert Brazile, OLB (First Team, WA, NEA, SN, CP, FD, FX, FW, Second Team, AP)  
 Earl Campbell, RB (First Team, AP, WA, NEA, SN, CP, FD, DZ, NY, FX, FW)  
 Leon Gray, T (First Team, AP, WA, SN, FD, FW, Second Team, NEA)  
 Bob Young, G (First Team, FD)  
**1981** Gregg Bingham, ILB (Honorable Mention, DH)  
 Robert Brazile, OLB (Second Team, AP, DH)  
 Earl Campbell, RB (First Team, CP, Second Team, DH)  
 Dave Casper, TE (Honorable Mention, DH)  
 Vernon Perry, S (First Team, CP, Honorable Mention, DH)  
**1982** Earl Campbell, RB (Honorable Mention, DH)  
 Dave Casper, TE (Honorable Mention, OA)  
**1983** Earl Campbell, RB (Honorable Mention, DH)  
 Mike Munchak, G (Second Team, NEA)  
**1984** Mike Munchak, G (Second Team, NEA, DH)  
**1985** Bo Eason, S (Second Team, NEA)  
 Bruce Matthews, T (Honorable Mention, DH)  
 Mike Munchak, T (First Team, FD, Second Team, AP, NEA, DH)  
**1986** Bruce Matthews, T (Third Team, GN)  
**1987** Keith Bostic, S (First Team, NEA, FD, FI, Second Team, AP, DH)  
 Ray Childress, DE (Honorable Mention, DH)  
 Ernest Givins, WR (Honorable Mention, DH)  
 Warren Moon, QB (Honorable Mention, DH)  
 Mike Munchak, G (First Team, AP, WA, NEA, SN, FO, FD, TP, DH)  
 Mike Rozier, RB (Honorable Mention, DH)  
**1988** Patrick Allen, CB (Honorable Mention, AP)  
 Keith Bostic, S (Honorable Mention, AP)  
 Ray Childress, DE (Second Team, AP, NEA, CP, FD, Honorable Mention, DH)  
 Jeff Donaldson, S (Second Team, CP, Honorable Mention, AP, DH)  
 Drew Hill, WR (First Team, DH, Honorable Mention, AP)  
 Bruce Matthews, G (First Team, AP, WA, SN, FD, FO, DZ, DH, FW, Second Team, NEA, CP)

Warren Moon, QB (Honorable Mention, DH)  
 Mike Munchak, G (First Team, WA, NEA, FO, FW, Second Team, AP)  
**1989** Ray Childress, DE (Second Team, AP, Honorable Mention, DH)  
 Bruce Matthews, G (First Team, AP, SN, DZ, FD, FI, FW, Second Team, NEA, CP)  
 Greg Montgomery, P (First Team, NEA, Honorable Mention, DH)  
 Warren Moon, QB (Honorable Mention, DH)  
 Mike Munchak, G (First Team, NEA, FO, Second Team, AP)  
 Eugene Seale, ST (First Team, FW)  
**1990** Ray Childress, DE (First Team, WA, CP, FO, DZ, SN, DH, Second Team, AP, NEA, NA, Honorable Mention, PK)  
 Ernest Givins, WR (Second Team, AP, Honorable Mention, DH, PK)  
 Drew Hill, WR (Honorable Mention, AP, DH)  
 Haywood Jeffires, WR (Second Team, CP, NA, Honorable Mention, DH)  
 Richard Johnson, CB (Second Team, CP, Honorable Mention, AP)  
 Terry Kinard, S (Honorable Mention, AP)  
 Bruce Matthews, G (First Team, AP, WA, NEA, CP, FO, SN, FI, DH, FW, Second Team, PK)  
 Bubba McDowell, S (Honorable Mention, AP, DH)  
 Greg Montgomery, P (Honorable Mention, AP, DH)  
 Warren Moon, QB (First Team, SN, FI, Second Team, AP, DH, Honorable Mention, FD, PK)  
 Mike Munchak, G (Second Team, AP, DH)  
**1991** Ray Childress, DT (First Team, NEA, CP, FO, FD, FI, DH, Honorable Mention, AP)  
 Cris Dishman, CB (First Team, AP, FO, FD, FI, DH, FW, Second Team, CP)  
 William Fuller, DE (Honorable Mention, AP, DH)  
 Haywood Jeffires, WR (First Team, AP, WA, FD, FI, Second Team, NEA, CP, DH)  
 Bruce Matthews, C (First Team, NEA, FD, FI, FW, Second Team, AP, CP)  
 Bubba McDowell, S (Second Team, AP, CP, DH)  
 Warren Moon, QB (Honorable Mention, AP, DH)  
 Mike Munchak, G (First Team, AP, WA, FW, CP, FD, Second Team, NEA, Honorable Mention, DH)  
 Bo Orlando, S (Honorable Mention, AP)  
 Al Smith, MLB (First Team, WA, FW, Second Team, CP, DH, Honorable Mention, AP)  
**1992** Ray Childress, DT (First Team, AP, WA, NEA, CP, FO, DZ, FI, JT)  
 Cris Dishman, S (Honorable Mention, AP)  
 William Fuller, DE (Honorable Mention, AP, JT)  
 Ernest Givins, WR (Honorable Mention, JT)  
 Haywood Jeffires, WR (Honorable Mention, AP, JT)  
 Bruce Matthews, C (First Team, AP, WA, NEA, SN, FD, JT, Second Team, CP)  
 Bubba McDowell, S (First Team, JT, Honorable Mention, AP)  
 Greg Montgomery, P (Honorable Mention, AP, JT)  
 Mike Munchak, G (Second Team, AP, CP, JT)  
 Al Smith, MLB (First Team, AP, FD, Second Team, NEA, CP, FO, Honorable Mention, JT)  
 Lorenzo White, RB (Honorable Mention, AP, JT)  
**1993** Ray Childress, DT (First Team, FO, Second Team, AP, CP, FD, Honorable Mention, JT)  
 Al Del Greco, K (Second Team, FD, Honorable Mention, AP)  
 Cris Dishman, CB (Honorable Mention, AP, JT)  
 Sean Jones, DE (Honorable Mention, AP, JT)  
 Bruce Matthews, C (First Team, WA, SN, CP, FD, FI, Second Team, AP)  
 Greg Montgomery, P (First Team, AP, WA, SN, CP, FD, FI, Honorable Mention, JT)  
 Warren Moon, QB (Honorable Mention, AP, JT)  
 Mike Munchak, G (First Team, FD, FI, Second Team, AP, CP)  
 Bo Orlando, S (Honorable Mention, AP)  
 Marcus Robertson, S (First Team, AP, SN, JT, Second Team, CP)  
 Webster Slaughter, WR (Honorable Mention, AP)  
 Al Smith, MLB (Honorable Mention, AP)  
**1994** Rich Camarillo, P (Honorable Mention, AP)  
 Bruce Matthews, C (Honorable Mention, AP)  
**1995** Michael Barrow, MLB (First Team, DZ)

## ALL-TIME ALL-PRO SELECTIONS

- Blaine Bishop, S (First Team, DZ, Second Team, FD, Honorable Mention, AP)  
 Darryll Lewis, CB (First Team, FD, TJ, Honorable Mention, AP)  
 Bruce Matthews, G (First Team, FD, BM, Honorable Mention, AP)  
 Mark Stepnoski, C (Honorable Mention, AP)
- 1996** Blaine Bishop, S (Honorable Mention, AP)  
 Al Del Greco, K (Honorable Mention, AP)  
 Cris Dishman, CB (Honorable Mention, AP)  
 Mel Gray, KR (Honorable Mention, AP)  
 Bruce Matthews, G, (First Team, DB, Second Team, AP, FD)  
 John Henry Mills, ST (Second Team, FI)  
 Mark Stepnoski, C (Second Team, AP, FD)
- 1997** Blaine Bishop, S (Honorable Mention, AP)  
 Brad Hopkins, T (First Team, DZ, Honorable Mention, AP)  
 Bruce Matthews, G (Honorable Mention, AP)  
 Marcus Robertson, S (First Team, DZ, Honorable Mention, AP)
- 1998** Craig Hentrich, P (First Team, AP, WA, CP, SN, FD, USA)  
 Bruce Matthews, G (First Team, AP, WA, SN, USA, Second Team, FD)  
 Frank Wycheck, TE (First Team, DZ, Second Team, CP, FD)
- 1999** Eddie George, RB (Second Team, AP, CP, FD)  
 Jevon Kearse, DE (First Team, AP, DZ, CP, SN, FD, FW, WA)  
 Bruce Matthews, G (First Team, AP, FD, FW, WA)  
 Jon Runyan, T (Second Team, AP, FD)
- 2000** Blaine Bishop, S (First Team, FD, Second Team, AP)  
 Keith Bulluck, ST (Second Team, FD)  
 Eddie George, RB (First Team, AP, CP, FD, FW, WA)  
 Jevon Kearse, DE (First Team, FO)  
 Derrick Mason, KR (First Team, AP, CP, DZ, FO, FW, SN, WA, Second Team, FD)  
 Bruce Matthews, G (First Team, AP, FW, SN, FD, WA)  
 Samari Rolle, CB (First Team, AP, CP, FD, FW, SN, WA)
- 2001** Frank Wycheck, TE (Second Team, AP)
- 2002** Keith Bulluck, LB (Second Team, AP)
- 2003** Keith Bulluck, LB (First Team, AP, DZ, FW, WA, PK)  
 Steve McNair, QB (Second Team, AP, FD, First Team, DZ)  
 Craig Hentrich, P (First Team, PD)
- 2004** Keith Bulluck, LB (First Team, DZ)
- 2007** Albert Haynesworth, DT (First Team, AP, DZ, FW, WA)  
 Rob Bironas, K (First Team, AP, SN, SI)
- 2008** Albert Haynesworth, DT (First Team, AP, SN, SI, NBC, DMN)  
 Cortland Finnegan, CB (First Team, AP, SN, SI, NBC, DMN)  
 Kevin Mawae, C (First Team, AP, NBC)  
 Michael Roos, OT (First Team, AP, SN, SI, DMN)  
 David Stewart, OT (Second Team, AP)
- 2009** Tony Brown, DT (SI)  
 Chris Johnson, RB (First Team, AP, SN, SI, FW/WA)  
 Michael Roos, OT (First Team, DMN, Second Team, AP)
- 2010** Michael Griffin, S (Second Team, AP)
- 2011** Michael Roos, OT (First Team, SN)
- 2013** Jurrell Casey, DT (Second Team, AP)  
 Alterraun Verner, CB (First Team, SI, Second Team, AP)
- 2016** Jack Conklin, T (First Team, AP)
- 2017** Kevin Byard, S (First Team, AP, WA)  
 Brett Kern, P (First Team, SN, AP, Second Team, AP)  
 Taylor Lewan, T (First Team, SN)
- 2018** Kevin Byard, S (Second Team, WA)
- 2019** Derrick Henry, RB (First Team, WA, Second Team, AP)  
 Derrick Henry, Flex (Second Team, AP)  
 Brett Kern, P (First Team, AP, WA, SN)
- 2020** Derrick Henry, RB (First Team, AP, WA, SN)
- 1971** Elvin Bethea, DE (First Team, FW, Second Team, UPI)  
 Ken Houston, S (First Team, UPI, SN, FW)  
 Ron Pritchard, OLB (Second Team, UPI)
- 1972** Elvin Bethea, DE (First Team, SN, Second Team, UPI)  
 Ken Houston, S (Second Team, UPI)  
 Guy Murdock, C (All-Rookie)  
 Mike Tillemann, DT (Honorable Mention, UPI)
- 1973** Gregg Bingham, LB (All-Rookie)  
 Elvin Bethea, DE (Second Team, UPI)  
 John Matuszak, DT (All-Rookie)
- 1974** Elvin Bethea, DE (First Team, FW, TP, Second Team, UPI)  
 Gregg Bingham, MLB (Honorable Mention, UPI)  
 Ken Burrough, WR (Honorable Mention, UPI)
- 1975** Elvin Bethea, DE (First Team, NY)  
 Robert Brazile, OLB (Second Team, UPI, All-Rookie)  
 Curley Culp, DT (First Team, AP, UPI, SN, FW, NY, TP)  
 Billy Johnson, KR (First Team, FW, TP)
- 1976** Elvin Bethea, DE (Honorable Mention, UPI)  
 Robert Brazile, OLB (First Team, UPI, SN, FW, NY, TP, PB)  
 Curley Culp, DT (First Team, SN, FW, TP, PB, Second Team, UPI)
- 1977** Elvin Bethea, DE (Honorable Mention, UPI)  
 Robert Brazile, OLB (Second Team, UPI)  
 Ken Burrough, WR (Second Team, UPI)  
 Rob Carpenter, RB (All-Rookie)  
 Curley Culp, DT (First Team, FW, Honorable Mention, UPI)  
 Bill Currier, DB (All-Rookie)  
 Billy Johnson, KR (First Team, FW, NY)  
 George Reihner, G (All-Rookie)
- 1978** Elvin Bethea, DE (First Team, UPI, FW, NY, FX)  
 Robert Brazile, OLB (First Team, UPI, SN, FW, FX, TP)  
 Earl Campbell, RB (First Team, UPI, SN, FW, NY, FX, TP, All-Rookie)  
 Curley Culp, DT (Second Team, UPI)  
 Greg Sampson, T (Second Team, UPI)
- 1979** Jesse Baker, DE (All-Rookie)  
 Robert Brazile, OLB (First, UPI, SN, FW)  
 Earl Campbell, RB (First Team, UPI, SN, FW, NY, FX, TP)  
 Curley Culp, DT (Second Team, UPI)  
 Toni Fritsch, PK (First Team, UPI, SN, FW, NY, FX, TP)  
 Leon Gray, T (First Team, UPI, SN, FW)  
 Carl Mauck, C (Second Team, UPI)  
 Vernon Perry, S (All-Rookie)  
 Mike Reinfeldt, S (First Team, UPI, SN, FW, NY, FX, TP)
- 1980** Gregg Bingham, ILB (First Team, FX)  
 Robert Brazile, OLB (First Team, UPI, FW, NY, FX, TP, PB)  
 Earl Campbell, RB (First Team, UPI, FW, NY, FX, TP, PB)  
 Leon Gray, T (First Team, UPI, FW, TP)  
 Carl Mauck, C (First Team, FX, Honorable Mention, UPI)  
 Vernon Perry, S (Second Team, UPI)  
 Mike Reinfeldt, S (Second Team, UPI)  
 Carl Roaches, KR (All-Rookie)  
 Greg Stenrick, CB (Second Team, UPI)
- 1981** Robert Brazile, OLB (First Team, TP, Second Team, UPI)  
 Earl Campbell, RB (First Team, FX, NY, Second Team, UPI)  
 Leon Gray, T (Second Team, UPI)  
 Vernon Perry, S (First Team, FX)  
 Carl Roaches, KR (First Team, FW, TP)
- 1982** Robert Brazile, OLB (First Team, UPI)
- 1983** Steve Brown, CB (All-Rookie)  
 Bruce Matthews, T (All-Rookie)  
 Harvey Salem, T (All-Rookie)  
 Tim Smith, WR (First Team, FW)  
 Brian Sochia, DT (All-Rookie)
- 1984** Warren Moon (All-Rookie)  
 Mike Munchak, G (First Team, FW, Second Team, UPI)  
 Dean Steinkuhler, T (All-Rookie)
- 1985** Ray Childress, DE (All-Rookie, WA)  
 Mike Munchak, G (First Team, FN, Second Team, FN, UPI)
- 1986** Ray Childress, DE (First Team, FN)  
 Ernest Givins, WR (All-Rookie, FW, WA)
- 1987** Keith Bostic, S (First Team, UPI, FW)  
 Mike Munchak, G (First Team, UPI, FW, FN)

### ALL-AFC

- 1970** Elvin Bethea, DE (Honorable Mention, UPI)  
 Glen Ray Hines, T (Honorable Mention, UPI)  
 Ken Houston, S (First Team, FW, Second Team, UPI)  
 Jerry LeVias, WR (Honorable Mention, UPI)  
 Zeke Moore, CB (Honorable Mention, UPI)  
 Ron Pritchard, OLB (Second Team, UPI)  
 Alvin Reed, TE (First Team, UPI, FW)  
 Walter Suggs, T (Honorable Mention, UPI)

## ALL-TIME ALL-PRO SELECTIONS

- Mike Rozier, RB (Second Team, UPI)
- 1988** Ray Childress, DE (First Team, UPI, FW)  
Drew Hill, WR (Second Team, UPI)  
Bruce Matthews, G (First Team, UPI, FW, FN)  
Warren Moon, QB (Second Team, UPI)  
Mike Munchak, G (First Team, FW, Second Team, UPI)  
Eugene Seale, ST (First Team, FW)
- 1989** Ray Childress, DE (Second Team, UPI)  
John Grimsley, ILB (Second Team, UPI)  
Bruce Matthews, G (First Team, UPI, FW, FN)  
Bubba McDowell, CB (All-Rookie, FW, WA)  
Greg Montgomery, P (First Team, UPI, FW)  
Warren Moon, QB (First Team, UPI, FN)  
Mike Munchak, G (First Team, UPI, FW)  
Tony Zendejas, K (Second Team, UPI)
- 1990** Ray Childress, DT (First Team, FN, Second Team, UPI)  
Ernest Givins, WR (First Team, UPI)  
Drew Hill, WR (First Team, FN, Second Team, UPI)  
Bruce Matthews, G (First Team, UPI, FW, FN)  
Warren Moon, QB (First Team, UPI, FW, FN)  
Mike Munchak, G (First Team, FN, Second Team, UPI)
- 1991** Ray Childress, DT (First Team, UPI, FW)  
Cris Dishman, CB (First Team, UPI, FW, FN)  
John Flannery, G/C (All-Rookie, FW, WA)  
William Fuller, DE (First Team, UPI, FW, FN)  
Haywood Jeffires, WR (First Team, UPI, FW, FN)  
Bruce Matthews, C (First Team, FW)  
Mike Munchak, G (First Team, UPI, FW, FN)  
Al Smith, (First Team, UPI, FW, FN)
- 1992** Ray Childress, DT (First Team, FW)  
Haywood Jeffires, WR (First Team, UPI, FW, FN)  
Bruce Matthews, C (First Team, UPI, FW, FN)  
Greg Montgomery, P (First Team, UPI)  
Mike Munchak, G (First Team, UPI, FW, FN)  
Eddie Robinson, LB (All-Rookie, FW, WA)  
Al Smith, MLB (First Team, FW, FN)
- 1993** Ray Childress, DT (First Team, UPI, FW, FN)  
Brad Hopkins, T (All-Rookie, FW, WA)  
Bruce Matthews, C (First Team, UPI, FW, FN)  
Greg Montgomery, P (First Team, UPI, FW, FN)  
Mike Munchak, G (First Team, UPI, FW, FN)
- 1995** Blaine Bishop, S (First Team, UPI, FW, FN)  
Darryll Lewis, CB (First Team, FN, Second Team, UPI)  
Bruce Matthews, G (First Team, UPI, FW, FN)  
Marcus Robertson, S (First Team, UPI, FW)  
Chris Sanders, WR (All-Rookie, FW, WA)  
Gary Walker, DT (All-Rookie, FW, WA)
- 1996** Blaine Bishop, S (Second Team, UPI)
- Al Del Greco, K (Second Team, UPI)  
Eddie George, RB (Second Team, UPI, All-Rookie, FW, WA)  
Bruce Matthews, G (First Team, UPI, FW, FN)  
John Henry Mills, ST (First Team, FW)  
Mark Stepnoski, C (Second Team, UPI)
- 1997** Kenny Holmes, DE (All-Rookie, FW, WA)  
Bruce Matthews, G (First Team, FW, FN)
- 1998** Craig Hentrich, P (First Team, FW, FN)  
Kevin Long, C (All-Rookie, FW, WA)  
Bruce Matthews, G (First Team, FW, FN)
- 1999** Eddie George, RB (First Team, FW)  
Jevon Kearse, DE (First Team, FW, FN, All-Rookie, FW, WA)  
Bruce Matthews, G (First Team, FW, FN)  
John Thornton, DT (All-Rookie, FW, WA)
- 2000** Blaine Bishop, S (First Team, FN)  
Eddie George, RB (First Team, FN, FW)  
Brad Hopkins, T (First Team, FW)  
Derrick Mason, KR (First Team, FN, FW), PR (First Team, FW)  
Bruce Matthews, G (First Team, FW, FN)  
Samari Rolle, CB (First Team, FW, FN)
- 2002** Jeff Fisher (Coach of the Year, FD)  
Steve McNair, QB (First Team, SI) (3rd in MVP voting, AP)  
Carlos Hall, DE (All-Rookie, FW, WA)  
Keith Bulluck, LB (First Team, FW, FD) (Second Team All-Pro, AP)  
Lance Schulters, S (First Team, FW)  
Kevin Carter, DE (Second Team, FD)
- 2003** Keith Bulluck, LB (First Team, FW)  
Craig Hentrich, P (First Team, FW)
- 2004** Jacob Bell, G (All-Rookie, FW, WA)
- 2005** Pacman Jones, CB/PR/KR (All-Rookie, CP, FW, WA)
- 2006** Vince Young, QB (All-Rookie, PF, WA)
- 2007** Kevin Mawae, C (First Team, PK)
- 2008** Cortland Finnegan, CB (First Team, WA)  
Chris Johnson, RB (First Team, WA, All-Rookie, FW, WA, SN)  
Kevin Mawae, C (First Team, WA)
- 2009** Chris Johnson, RB (First Team, WA)
- 2010** Marc Mariani, PR/KR (All-Rookie, FW, WA, SN)
- 2013** Jurrell Casey, DT (First Team, WA)
- 2016** DeMarco Murray, RB (First Team, WA)
- 2017** Kevin Byard, S (First Team, WA)  
Brett Kern, P (First Team, WA)
- 2018** Derrick Henry, RB (First Team, WA)  
Brett Kern, P (First Team, WA)  
Taylor Lewan, T (First Team, WA)
- 2019** Derrick Henry, RB (First Team, WA)  
Brett Kern, P (First Team, WA)
- 2020** Derrick Henry, RB (First Team, WA)



*Punter Brett Kern was named first team Associated Press All-Pro and was selected to his third consecutive Pro Bowl in 2019.*

## ALL-TIME HONORS

*(Number of individual Pro Bowls selected in parenthesis)*

### AFL ALL-STARs

**1961** Tony Banfield, CB (1)  
George Blanda, QB (1)  
Billy Cannon, HB (1)  
Don Floyd, DE (1)  
Charlie Hennigan, E (1)  
Ed Husmann, DT (1)  
Al Jamison, T (1)  
Mark Johnston, S (1)  
Bob McLeod, E (1)  
Dennit Morris, LB (1)  
Bob Schmidt, C (1)  
Charley Tolar, FB (1)

**1962** Tony Banfield, CB (2)  
George Blanda, QB (2)  
Willard Dewveall, E (1)  
Don Floyd, DE (2)  
Fred Glick, S (1)  
Charlie Hennigan, E (2)  
Ed Husmann, DT (2)  
Al Jamison, T (2)  
Rich Michael, T (1)  
Jim Norton, S (1)  
Bob Schmidt, C (2)  
Bob Talamini, G (1)  
Charley Tolar, FB (2)

**1963** Tony Banfield, CB (3)  
George Blanda, QB (3)  
Fred Glick, S (2)  
Charlie Hennigan, E (3)  
Ed Husmann, DT (3)  
Rich Michael, T (2)  
Jim Norton, S (2)  
Bob Schmidt, C (3)  
Bob Talamini, G (2)

**1964** Sid Blanks, RB (1)  
Don Floyd, DE (3)  
Fred Glick, S (3)  
Charlie Hennigan, E (4)  
Pete Jaquess, CB (1)  
Bob Talamini, G (3)

**1965** Ode Burrell, RB (2)  
Willie Frazier, TE (1)  
Charlie Hennigan, E (5)  
Bob Talamini, G (4)

**1966** Charles Frazier, E (1)  
W.K. Hicks, CB (1)  
Bob Talamini, G (5)

**1967** Woody Campbell, RB (1)  
Miller Farr, CB (1)  
Hoyle Granger, RB (1)  
Pat Holmes, DE (1)  
Jim Norton, S (3)  
Walter Suggs, T (1)  
Bob Talamini, G (6)  
George Webster, LB (1)

**1968** Sonny Bishop, G (1)  
Garland Boyette, MLB (1)  
Miller Farr, CB (2)  
Hoyle Granger, RB (2)  
Glen Ray Hines, T (1)  
Pat Holmes, DE (2)  
Bobby Maples, C (1)  
Alvin Reed, TE (1)  
Walter Suggs, T (2)  
George Webster, LB (2)

**1969** Jim Beirne, WR (1)  
Elvin Bethea, DE (1)  
Garland Boyette, MLB (2)

Miller Farr, CB (3)  
Glen Ray Hines, T (2)  
Ken Houston, S (2)  
Jerry LeVias, WR (1)  
Zeke Moore, CB (1)  
Alvin Reed, TE (2)  
George Webster, LB (3)

### AFC PRO BOWL

**1970** Ken Houston, S (3)  
Zeke Moore, CB (2)

**1971** Elvin Bethea, DE (2)  
Ken Houston, S (4)

**1972** Elvin Bethea, DE (3)  
Ken Houston, S (5)

**1973** Elvin Bethea, DE (4)

**1974** Elvin Bethea, DE (5)

**1975** Elvin Bethea, DE (6)  
Ken Burrough, WR (1)  
Curley Culp, DT (1)  
Billy Johnson, KR (1)  
Dan Pastorini, QB (1)

**1976** Robert Brazile, OLB (1)  
Curley Culp, DT (2)

**1977** Robert Brazile, OLB (2)  
Ken Burrough, WR (2)  
Curley Culp, DT (3)  
Billy Johnson, KR (2)

**1978** Elvin Bethea, DE (7)  
Robert Brazile, OLB (3)  
Earl Campbell, RB (1)  
Curley Culp, DT (4)

**1979** Elvin Bethea, DE (8)  
Robert Brazile, OLB (4)  
Earl Campbell, RB (2)  
Toni Fritsch, K (1)  
Leon Gray, T (1)  
Mike Reinfeldt, S (1)

**1980** Robert Brazile, OLB (5)  
Dave Casper, TE (1)  
Earl Campbell, RB (3)  
Greg Stemrick, CB (1)

**1981** Robert Brazile, OLB (6)  
Earl Campbell, RB (4)  
Leon Gray, T (2)  
Carl Roaches, KR (1)

**1982** Robert Brazile, OLB (7)

**1983** Earl Campbell, RB (5)

**1984** Mike Munchak, G (1)

**1985** Mike Munchak, G (2)

**1987** Keith Bostic, S (1)  
Mike Munchak, G (3)  
Mike Rozier, RB (1)

**1988** Keith Bostic, S (2)  
Ray Childress, DE (1)  
John Grimsley, ILB (1)  
Drew Hill, WR (1)  
Bruce Matthews, G (1)  
Warren Moon, QB (1)  
Mike Munchak, G (4)  
Mike Rozier, RB (2)

**1989** Bruce Matthews, G (2)  
Warren Moon, QB (2)  
Mike Munchak, G (5)

**1990** Ray Childress, DT (2)  
Ernest Givins, WR (1)  
Drew Hill, WR (2)  
Bruce Matthews, G (3)  
Warren Moon, QB (3)  
Mike Munchak, G (6)

**1991** Ray Childress, DT (3)  
Cris Dishman, CB (1)

William Fuller, DE (1)  
Haywood Jeffires, WR (1)  
Bruce Matthews, C (4)  
Warren Moon, QB (4)  
Mike Munchak, G (7)  
Al Smith, MLB (1)

**1992** Ray Childress, DT (4)  
Curtis Duncan, WR (1)  
Ernest Givins, WR (2)  
Haywood Jeffires, WR (2)  
Bruce Matthews, C (5)  
Warren Moon, QB (5)  
Mike Munchak, G (8)  
Al Smith, MLB (2)  
Lorenzo White, RB (1)

**1993** Ray Childress, DT (5)  
Haywood Jeffires, WR (3)  
Sean Jones, DE (1)  
Bruce Matthews, C (6)  
Greg Montgomery, P (1)  
Warren Moon, QB (6)  
Mike Munchak, G (9)  
Webster Slaughter, WR (2,1)

**1994** Bruce Matthews, C (7)

**1995** Blaine Bishop, S (1)  
Darryll Lewis, CB (1)  
Bruce Matthews, C (8)  
Mark Stepanoski, C (4, 1)

**1996** Blaine Bishop, S (2)  
Bruce Matthews, G (9)  
John Henry Mills, ST (1)  
Mark Stepanoski, C (5, 2)

**1997** Blaine Bishop, S (3)  
Eddie George, RB (1)  
Bruce Matthews, G (10)

**1998** Eddie George, RB (2)  
Craig Hentrich, P (1)  
Bruce Matthews, G (11)  
Frank Wycheck, TE (1)

**1999** Eddie George, RB (3)  
Jevon Kearse, DE (1)  
Frank Wycheck, TE (2)  
Bruce Matthews, G (12)

**2000** Blaine Bishop, S (4)  
Eddie George, RB (4)  
Brad Hopkins, T (1)  
Jevon Kearse, DE (2)  
Derrick Mason, KR (1)  
Bruce Matthews, G (13)  
Steve McNair, QB (1)  
Samari Rolle, CB (1)  
Frank Wycheck, TE (3)

**2001** Bruce Matthews, G (14)  
Jevon Kearse, DE (3)

**2002** Kevin Carter, DE (2, 1)

**2003** Steve McNair, QB (2)  
Keith Bulluck, LB (1)  
Brad Hopkins, OT (2)  
Craig Hentrich, P (2)  
Derrick Mason, WR (2)

**2005** Steve McNair, QB (3)  
Kyle Vanden Bosch, DE (1)

**2006** Vince Young, QB (1)

**2007** Rob Bironas, K (1)  
Albert Haynesworth, DT (1)  
Kyle Vanden Bosch, DE (2)

**2008** Cortland Finnegan, CB (1)  
Albert Haynesworth, DT (2)  
Kevin Mawae, C (7, 1)  
Chris Hope, S (1)  
Chris Johnson, RB (1)  
Michael Roos, OT (1)

## ALL-TIME HONORS

	Kerry Collins, QB (2, 1)
	Michael Griffin, S (1)
<b>2009</b>	Chris Johnson, RB (2)
	Kevin Mawae, C (8, 2)
	Kyle Vanden Bosch, DE (3)
	Vince Young, QB (2)
<b>2010</b>	Jason Babin, DE (1)
	Michael Griffin, S (2)
	Chris Johnson, RB (3)
	Marc Mariani, KR/PR (1)
<b>2013</b>	Alterraun Verner, CB (1)
<b>2015</b>	Jurrell Casey, DT (1)
	Delanie Walker, TE (1)
<b>2016</b>	DT Jurrell Casey (2)
	T Taylor Lewan (1)
	RB DeMarco Murray (3, 1)
	OLB Brian Orakpo (4, 1)
	TE Delanie Walker (2)
<b>2017</b>	S Kevin Byard (1)
	DT Jurrell Casey (3)
	P Brett Kern (1)
	T Taylor Lewan (2)
	ST Brynden Trawick (1)
	TE Delanie Walker (3)
<b>2018</b>	DT Jurrell Casey (4)
	P Brett Kern (2)
	T Taylor Lewan (3)
<b>2019</b>	DT Jurrell Casey (5)
	RB Derrick Henry (1)
	P Brett Kern (3)
	QB Ryan Tannehill (1)
<b>2020</b>	RB Derrick Henry (2)
	WR A.J. Brown (1)

### ASSOCIATED PRESS NFL MVP

<b>1979</b>	Earl Campbell, RB
<b>2003</b>	Steve McNair, QB

### ASSOCIATED PRESS COMEBACK PLAYER OF THE YEAR

<b>2019</b>	Ryan Tannehill, QB
-------------	--------------------

### BERT BELL TROPHY

*(NFL Most Valuable Player presented by Philadelphia Maxwell Club)*

<b>1979</b>	Earl Campbell, RB
-------------	-------------------

### BERT BELL ROOKIE OF YEAR

*(NFL Rookie Most Valuable Player presented by Philadelphia Maxwell Club)*

<b>1996</b>	Eddie George, RB
-------------	------------------

### AFL PLAYER OF YEAR

<b>1961</b>	George Blanda, QB (UPI, SN)
<b>1967</b>	George Blanda, QB (SN)

### AFL DEFENSIVE ROOKIE OF YEAR

<b>1967</b>	George Webster, LB (SN)
-------------	-------------------------

### NFL PLAYER OF THE YEAR

<b>1978</b>	Earl Campbell, RB (NEA, WA, FD, NY)
<b>1979</b>	Earl Campbell, RB (NEA, WA)
<b>1980</b>	Earl Campbell, RB (NEA, NY, CP)
<b>2003</b>	Steve McNair, QB (DZ)

### NFL OFFENSIVE PLAYER OF YEAR

<b>1978</b>	Earl Campbell, RB (AP)
<b>1979</b>	Earl Campbell, RB (AP, FW)
<b>1980</b>	Earl Campbell, RB (AP)
<b>1990</b>	Warren Moon, QB (AP)

<b>2009</b>	Chris Johnson, RB (AP)
<b>2020</b>	Derrick Henry, RB (AP)

### NFL DEFENSIVE PLAYER OF YEAR

<b>1975</b>	Curley Culp, DT (NEA)
<b>1979</b>	Jesse Baker, DT (FW)

### NFL ROOKIE OF YEAR

<b>1978</b>	Earl Campbell, RB (AP)
<b>1979</b>	Jesse Baker, DT (FW)
<b>1996</b>	Eddie George, RB (SN, FW, SI)
<b>2006</b>	Vince Young, QB (SI, DP)

### NFL OFFENSIVE ROOKIE OF YEAR

<b>1978</b>	Earl Campbell, RB (FW)
<b>1996</b>	Eddie George, RB (AP, FW, FD, CP)
<b>2006</b>	Vince Young, QB (AP, PF, WA)

### NFL DEFENSIVE ROOKIE OF YEAR

<b>1975</b>	Robert Brazile, LB (AP)
<b>1979</b>	Jesse Baker, DT (FW)
<b>1999</b>	Jevon Kearse, DE (AP, FN, FW, CP, FD)

### AFC PLAYER OF YEAR

<b>1978</b>	Earl Campbell, RB (SN, NY)
<b>2000</b>	Eddie George, RB (FN)

### AFC OFFENSIVE PLAYER OF YEAR

<b>1978</b>	Earl Campbell, RB (UPI, KC)
<b>1990</b>	Warren Moon, QB (UPI)

### AFC DEFENSIVE PLAYER OF YEAR

<b>1975</b>	Robert Brazile, LB (SN)
<b>1979</b>	Jesse Baker, DT (FW)
	Mike Reinfeldt, S (KC)

### DIET PEPSI ROOKIE OF YEAR

<b>2006</b>	Vince Young, QB
-------------	-----------------

### ED BLOCK COURAGE AWARD

*(nominee from each NFL team for courage in battling injuries)*

<b>1984</b>	Bob Hamm
<b>1985</b>	Pat Howell
<b>1986</b>	Dean Steinkuhler
<b>1987</b>	Kent Hill
<b>1988</b>	Alonzo Highsmith
<b>1989</b>	Doug Smith
<b>1990</b>	Mike Munchak
<b>1991</b>	Bubba McDowell
<b>1992</b>	Warren Moon
<b>1993</b>	Curtis Duncan
<b>1994</b>	Marcus Robertson
<b>1995</b>	Barron Wortham
<b>1996</b>	Blaine Bishop
<b>1997</b>	Bruce Matthews
<b>1998</b>	Steve Jackson
<b>1999</b>	Steve McNair
<b>2000</b>	Kenny Holmes
<b>2001</b>	Kevin Dyson
<b>2002</b>	Eddie George
<b>2003</b>	Kevin Carter
<b>2004</b>	Keith Bulluck
<b>2005</b>	Tank Williams
<b>2006</b>	Brandon Jones
<b>2007</b>	David Thornton
<b>2008</b>	Chris Hope
<b>2009</b>	Kevin Mawae
<b>2010</b>	Will Witherspoon
<b>2011</b>	Derrick Morgan

<b>2012</b>	Kenny Britt
<b>2013</b>	David Stewart
<b>2014</b>	Michael Griffin
<b>2015</b>	Craig Stevens
<b>2016</b>	Jason McCourty
<b>2017</b>	Karl Klug
<b>2018</b>	Jack Conklin
<b>2019</b>	Jonnu Smith
<b>2020</b>	Jeffery Simmons

### TITANS MAN OF THE YEAR

*(nominee from each NFL team for Walter Payton NFL Man of the Year)*

<b>1996</b>	Marcus Robertson
<b>1997</b>	Al Del Greco
<b>1998</b>	Al Del Greco
<b>1999</b>	Chris Sanders
<b>2000</b>	Kenny Holmes
<b>2001</b>	Jason Fisk
<b>2002</b>	Kevin Carter
<b>2003</b>	Kevin Carter
<b>2004</b>	Kevin Carter
<b>2005</b>	Steve McNair
<b>2006</b>	Keith Bulluck
<b>2007</b>	Keith Bulluck
<b>2008</b>	David Thornton
<b>2009</b>	Kyle Vanden Bosch
<b>2010</b>	Cortland Finnegan
<b>2011</b>	Cortland Finnegan
<b>2012</b>	Jared Cook
<b>2013</b>	Delanie Walker
<b>2014</b>	Jason McCourty
<b>2015</b>	Delanie Walker
<b>2016</b>	Jurrell Casey
<b>2017</b>	Wesley Woodyard
<b>2018</b>	Jurrell Casey
<b>2019</b>	Ben Jones
<b>2020</b>	Kevin Byard

### NFL PLAYER OF WEEK

<b>1984</b>	Larry Moriarty, RB, Week 11 (AFC Offensive)
<b>1985</b>	Steve Brown, CB, Week 1 (AFC Defensive)
	Bo Eason, S, Week 12 (AFC Defensive)
<b>1987</b>	Eugene Seale, LB, Week 4 (AFC Defensive)
<b>1988</b>	Ray Childress, DT, Week 1 (AFC Defensive)
	Allen Pinkett, RB, Week 4 (AFC Offensive)
	Drew Hill, WR, Week 9 (AFC Offensive)
<b>1989</b>	Warren Moon, QB, Week 6 (AFC Offensive)
<b>1990</b>	Warren Moon, QB, Week 6 (AFC Offensive)
	Johnny Meads, LB, Week 7 (AFC Defensive)
	Warren Moon, QB, Week 11 (AFC Offensive)
	Lorenzo White, RB, Week 12 (AFC Offensive)
	Warren Moon, QB, Week 15 (AFC Offensive)
	Cody Carlson, QB, Week 17 (AFC Offensive)
<b>1991</b>	Lamar Lathon, LB, Week 2 (AFC Defensive)
	Ernest Givins, WR, Week 6 (AFC Offensive)

## ALL-TIME HONORS

	<b>Haywood Jeffires, WR, Week 7</b> (AFC Offensive)		(AFC Defensive)		<b>Chris Johnson, RB, Week 5</b> (AFC Offensive)
	<b>Warren Moon, QB, Week 12</b> (AFC Offensive)		<b>Samari Rolle, CB, Week 9</b> (AFC Defensive)		<b>Marc Mariani, KR/PR, Week 11</b> (AFC Special Teams)
	<b>Ray Childress, DT, Week 15</b> (AFC Defensive)		<b>Al Del Greco, K, Week 14</b> (AFC Special Teams)		<b>2011</b> <b>Marc Mariani, KR/PR, Week 10</b> (AFC Special Teams)
	<b>William Fuller, DE, Week 16</b> (AFC Defensive)		<b>Eddie Robinson, LB, Week 14</b> (AFC Defensive)		<b>Chris Johnson, RB, Week 12</b> (AFC Offensive)
1992	<b>Cody Carlson, QB, Week 13</b> (AFC Offensive)		<b>Eddie George, RB, Week 16</b> (AFC Offensive)		<b>Colin McCarthy, LB, Week 13</b> (AFC Defensive)
	<b>Lorenzo White, RB, Week 16</b> (AFC Offensive)	2001	<b>Joe Nedney, K, Week 5</b> (AFC Special Teams)		<b>2012</b> <b>Darius Reynaud, KR/PR, Week 3</b> (AFC Special Teams)
	<b>Ray Childress, DT, Week 17</b> (AFC Defensive)		<b>Joe Nedney, K, Week 6</b> (AFC Special Teams)		<b>Chris Johnson, RB, Week 7</b> (AFC Offensive)
1993	<b>Marcus Robertson, S, Week 2</b> (AFC Defensive)		<b>Steve McNair, QB, Week 8</b> (AFC Offensive)		<b>Darius Reynaud, KR/PR, Week 17</b> (AFC Special Teams)
	<b>Greg Montgomery, P, Week 7</b> (AFC Special Teams)		<b>Derrick Mason, WR, Week 10</b> (AFC Special Teams)		<b>2013</b> <b>Alterraun Verner, CB, Week 4</b> (AFC Defensive)
	<b>Warren Moon, QB, Week 8</b> (AFC Offensive)		<b>Steve McNair, QB, Week 12</b> (AFC Offensive)		<b>2014</b> <b>Jurrell Casey, DT, Week 6</b> (AFC Defensive)
	<b>Gary Brown, RB, Week 11</b> (AFC Offensive)	2002	<b>Carlos Hall, DE, Week 1</b> (AFC Defensive)		<b>2015</b> <b>Marcus Mariota, QB, Week 1, 9</b> (AFC Offensive)
	<b>Marcus Robertson, S, Week 12</b> (AFC Defensive)		<b>Steve McNair, QB, Week 9</b> (AFC Offensive)		<b>2016</b> <b>Marcus Mariota, QB, Week 10</b> (AFC Offensive)
	<b>William Fuller, DE, Week 13</b> (AFC Defensive)		<b>Frank Wycheck, TE, Divisional</b> (NFL Offensive)		<b>Ryan Succop, K, Week 15</b> (AFC Special Teams)
	<b>Steve Jackson, CB, Week 14</b> (AFC Defensive)	2003	<b>Craig Hentrich, P, Week 1</b> (AFC Special Teams)		<b>2017</b> <b>Ryan Succop, K, Week 6</b> (AFC Special Teams)
	<b>Gary Brown, RB, Week 16</b> (AFC Offensive)		<b>Rocky Boiman, LB, Week 4</b> (AFC Defensive)		<b>Kevin Byard, S, Week 7, 17</b> (AFC Defensive)
	<b>Blaine Bishop, S, Week 17</b> (AFC Defensive)		<b>Jevon Kearse, DE, Week 7</b> (AFC Defensive)		<b>2018</b> <b>Dane Cruikshank, S, Week 2</b> (AFC Special Teams)
	<b>Ray Childress, DT, Week 18</b> (AFC Defensive)		<b>Justin McCareins, WR, Week 12</b> (AFC Special Teams)		<b>Marcus Mariota, QB, Week 4</b> (AFC Offensive)
1995	<b>Chris Chandler, QB, Week 4</b> (AFC Offensive)		<b>Craig Hentrich, P, Week 16</b> (AFC Special Teams)		<b>Wesley Woodyard, LB, Week 10</b> (AFC Defensive)
	<b>John Henry Mills, LB, Week 4</b> (AFC Special Teams)		<b>Gary Anderson, K, Week 17</b> (AFC Special Teams)		<b>Derrick Henry, RB, Week 14</b> (AFC Offensive)
	<b>Cris Dishman, CB, Week 9</b> (AFC Defensive)	2004	<b>Gary Anderson, K, Wild Card</b> (AFC Special Teams)		<b>2019</b> <b>Cameron Wake, OLB, Week 1</b> (AFC Defensive)
1996	<b>Eddie George, RB, Week 2</b> (AFC Offensive)		<b>Chris Brown, RB, Week 5</b> (AFC Offensive)		<b>Ryan Tannehill, QB, Week 14</b> (AFC Offensive)
	<b>Mel Gray, KR, Week 6</b> (AFC Defensive)	2005	<b>Pacman Jones, CB, Week 14</b> (AFC Special Teams)		<b>Derrick Henry, RB, Week 17</b> (AFC Offensive)
1997	<b>Eddie George, RB, Week 1</b> (AFC Offensive)	2006	<b>Vince Young, QB, Week 16</b> (AFC Offensive)		<b>2020</b> <b>Stephen Gostkowski, K, Week 3</b> (AFC Special Teams)
	<b>M. Robertson, FS, Week 14</b> (AFC Defensive)		<b>Casey Cramer, TE, Week 6</b> (AFC Special Teams)		<b>Derrick Henry, RB, Week 6</b> (AFC Offensive)
1998	<b>Blaine Bishop, SS, Week 6</b> (AFC Defensive)		<b>Rob Bironas, K, Week 13</b> (AFC Special Teams)		<b>Jeffery Simmons, DT, Week 9</b> (AFC Defensive)
	<b>Mike Archie, RB, Week 7</b> (AFC Special Teams)	2007	<b>Chris Brown, RB, Week 1</b> (AFC Offensive)		<b>Derrick Henry, RB, Week 17</b> (AFC Offensive)
	<b>Eddie George, RB, Week 10</b> (AFC Offensive)		<b>Keith Bulluck, LB, Week 3</b> (AFC Defensive)		
	<b>Craig Hentrich, P, Week 10</b> (AFC Special Teams)		<b>Kyle Vanden Bosch, DE, Week 16</b> (AFC Defensive)		
1999	<b>Al Del Greco, K, Divisional</b> (AFC Special Teams)		<b>Rob Bironas, K, Week 7</b> (AFC Special Teams)		
	<b>Steve McNair, QB, Week 8, 16, AFC Champ.</b> (AFC Offensive)		<b>Rob Bironas, K, Week 17</b> (AFC Special Teams)		
	<b>Derrick Mason, WR/KR, Week 12, AFC Champ.</b> (AFC Special Teams)	2008	<b>Cortland Finnegan, Week 1</b> (AFC Defensive)		
	<b>Eddie Robinson, LB, Week 14</b> (AFC Defensive)		<b>Keith Bulluck, LB, Week 2</b> (AFC Special Teams)		
	<b>Kevin Dyson, Frank Wycheck, Wild Card</b> (AFC Special Teams)		<b>Craig Hentrich, P, Week 10</b> (AFC Special Teams)		
2000	<b>Derrick Mason, KR/PR, Week 4</b> (AFC Special Teams)	2009	<b>Chris Hope, S, Week 8</b> (AFC Defensive)		
	<b>Randall Godfrey, LB, Week 8, 17</b> (AFC Defensive)		<b>Chris Johnson, RB, Week 8</b> (AFC Offensive)		
			<b>Vince Young, QB, Week 12</b> (AFC Offensive)		
			<b>Keith Bulluck, LB, Week 14</b> (AFC Defensive)		
					<b>NFL.COM ALL-HEART PLAYER OF WEEK</b>
					2000 Eddie George, RB, Week 6 Bruce Matthews, G, Week 7
					<b>NFL PLAYER OF MONTH</b>
					1988 Drew Hill, WR, September (AFC Offensive)
					1990 Warren Moon, QB, November (AFC Offensive)
					1991 Cris Dishman, CB, October (AFC Defensive)
					1992 Lorenzo White, RB, December (AFC Offensive)
					1993 Gary Brown, RB, November (AFC Offensive)
					Al Del Greco, K, November



## ALL-TIME HONORS

	(AFC Special Teams)
	<b>Cris Dishman, CB, December</b> (AFC Defensive)
1996	<b>Al Del Greco, K, October</b> (AFC Special Teams)
1998	<b>Craig Hentrich, P, November</b> (AFC Special Teams)
1999	<b>Jevon Kearse, DE, December</b> (AFC Defensive)
2000	<b>Derrick Mason, KR/PR, October</b> (AFC Special Teams)
2002	<b>Steve McNair, QB, December</b> (AFC Offensive)
2003	<b>Steve McNair, QB, October</b> (AFC Offensive)
2007	<b>Rob Bironas, K, October</b> (AFC Special Teams)
2008	<b>Albert Haynesworth, DT, September</b> (AFC Defensive)
2009	<b>Chris Johnson, RB, November</b> (AFC Offensive)
2010	<b>Michael Griffin, S, October</b> (AFC Defensive)
2012	<b>Darius Reynaud, KR/PR, September</b> (AFC Special Teams)
2016	<b>Marcus Mariota, QB, November</b> (AFC Offensive)
2017	<b>Ryan Succop, K, September</b> (AFC Special Teams)
2018	<b>Derrick Henry, RB, December</b> (AFC Offensive)
2019	<b>Ryan Tannehill, QB, December</b> (AFC Offensive)
2020	<b>Stephen Gostkowski, K, September</b> (AFC Special Teams)
	<b>Derrick Henry, RB, October</b> (AFC Offensive)

### FEDEX AIR PLAYER OF WEEK

2003	Steve McNair, QB, Week 6
2004	Billy Volek, QB, Week 14
2015	Marcus Mariota, QB, Week 9
2016	Marcus Mariota, QB, Week 10
2019	Ryan Tannehill, QB, Week 14
2020	Ryan Tannehill, QB, Week 6

### FEDEX GROUND PLAYER OF WEEK

2004	Chris Brown, RB, Week 5
2007	Chris Brown, RB, Week 1
2009	Chris Johnson, RB, Week 8 Chris Johnson, RB, Week 12
2012	Chris Johnson, RB, Week 7
2013	Chris Johnson, RB, Week 9
2016	DeMarco Murray, RB, Week 10
2018	Derrick Henry, RB, Week 14 Derrick Henry, RB, Week 15
2019	Derrick Henry, RB, Week 10 Derrick Henry, RB, Week 12 Derrick Henry, RB, Week 13 Derrick Henry, RB, Week 14 Derrick Henry, RB, Week 17
2020	Derrick Henry, RB, Week 6 Derrick Henry, RB, Week 11 Derrick Henry, RB, Week 12 Derrick Henry, RB, Week 14 Derrick Henry, RB, Week 15

### FEDEX GROUND PLAYER OF YEAR

2009	Chris Johnson, RB
2019	Derrick Henry, RB
2020	Derrick Henry, RB

### NFL ROOKIE OF MONTH

1996	Eddie George, RB, Sept.
1999	Jevon Kearse, DE, Sept., Nov., Dec.
2008	Chris Johnson, RB, Sept.
2015	Marcus Mariota, QB, Sept.
2019	A.J. Brown, WR, Dec.

### PEPSI NFL ROOKIE OF THE WEEK

2006	Vince Young, QB, Week 12 Vince Young, QB, Week 13 Vince Young, QB, Week 14 Vince Young, QB, Week 16
2008	Chris Johnson, RB, Week 7 Chris Johnson, RB, Week 9
2011	Colin McCarthy, LB, Week 13
2015	Marcus Mariota, QB, Week 1
2019	A.J. Brown, WR, Week 12

### AFC OFFENSIVE ROOKIE OF YEAR

1996	Eddie George, RB (PF, FD, CP)
2006	Vince Young, QB (AP, PF, WA)

### AFC DEFENSIVE ROOKIE OF YEAR

1999	Jevon Kearse, DE (AP, PFW, FN, CPFW)
------	--------------------------------------

### AFL ALL-ROOKIE

1967	George Webster, LB
------	--------------------

### NFL ALL-ROOKIE

1972	Guy Murock, C
1973	Gregg Bingham, LB John Matuszak, DT
1975	Robert Brazile, LB
1977	Rob Carpenter, RB Bill Currier, DB George Reihner, G
1978	Earl Campbell, RB
1979	Jesse Baker, DT Vernon Perry, S
1980	Carl Roaches, KR
1983	Steve Brown, CB Bruce Matthews, T Harvey Salem, T Brian Sochia, DT
1984	Warren Moon, QB Dean Steinkuhler, T
1985	Ray Childress, DT
1986	Ernest Givins, WR
1989	Bubba McDowell, S
1991	John Flannery, C
1992	Eddie Robinson, LB
1993	Brad Hopkins, T
1995	Chris Sanders, WR Gary Walker, DT
1996	Eddie George, RB
1997	Kenny Holmes, DE
1998	Kevin Long, C
1999	Jevon Kearse, DE John Thornton, DT
2002	Carlos Hall, DE
2004	Jacob Bell, G
2005	Pacman Jones, CB/PR/KR
2006	Vince Young, QB
2008	Chris Johnson, RB
2010	Marc Mariani, PR/KR
2014	Taylor Lewan, T
2016	Jack Conklin, T
2019	A.J. Brown, WR

### PRO BOWL PLAYER OF GAME

1976	Billy Johnson, PR
2017	Delanie Walker, TE (Offensive MVP)

### NFL 75th ANNIVERSARY TEAM

Ken Houston, S
Billy Johnson, PR

### AFL ALL-TIME TEAM

George Blanda, K (First Team)
Miller Farr, CB (Second Team)
Charlie Hennigan, WR (Second Team)
Bob Talamini, G (Second Team)
George Webster, LB (First Team)

### NFL ALL-DECADE TEAM

1970s	Robert Brazile, LB (Second Team) Earl Campbell, RB (Second Team) Ken Houston, S (First Team) Billy Johnson, KR (Second Team)
1980s	Billy Johnson, PR (First Team) Mike Munchak, G (Second Team)
1990s	Mel Gray, PR & KR (Second Team) Bruce Matthews, G (First Team) Mark Stepanoski, C (Second Team)
2000s	Kevin Mawae, C (First Team)

### PRO FOOTBALL HALL OF FAME ALL-TIME TEAM

Bruce Matthews, G
George Blanda, K

### NFL ALUMNI

1999	Jevon Kearse, DE (Pass Rusher of the Year)
2000	Bruce Matthews, G (Offensive Lineman of the Year)

### TEAM CAPTAINS (SINCE 2007)

2007	Vince Young, QB (offense) Kevin Mawae, C (offense) Keith Bulluck, LB (defense) Kyle Vanden Bosch, DE (defense) Craig Hentrich, P (special teams)
2008	Vince Young, QB (offense) Kevin Mawae, C (offense) Keith Bulluck, LB (defense) Kyle Vanden Bosch, DE (defense) Craig Hentrich, P (special teams)
2009	Kerry Collins, QB (offense) Kyle Vanden Bosch, DE (defense) Craig Hentrich, P (special teams) Donnie Nickey, S (special teams) Vince Young, QB (offense)
2010	Ahmad Hall, FB (offense) Stephen Tulloch, LB (defense) Donnie Nickey, S (special teams)
2011	Matt Hasselbeck, QB (offense) Cortland Finnegan, CB (defense) Tim Shaw, LB (special teams)
2012	Jake Locker, QB (offense) Steve Hutchinson, G (offense) Jason McCourty, CB (defense) Colin McCarthy, LB (defense) Tim Shaw, LB (special teams)
2013	Jake Locker, QB (offense) Michael Roos, T (offense) Nate Washington, WR (offense) Jason McCourty, CB (defense)

## ALL-TIME HONORS

### TEAM CAPTAINS CONT.

<p><b>2014</b></p> <p>Bernard Pollard, S (defense) Patrick Bailey, LB (special teams) Jake Locker, QB (offense) Nate Washington, WR (offense) Jurrell Casey, DT (defense) Wesley Woodyard, LB (defense) George Wilson, S (special teams)</p> <p><b>2015</b></p> <p>Taylor Lewan, T (offense) Delanie Walker, TE (offense) Jurrell Casey, DT (defense) Marcus Mariota, QB (offense) Dexter McCluster, RB (offense) Jason McCourty, CB (defense) Brian Orakpo, OLB (defense) Wesley Woodyard, LB (special teams)</p>	<p><b>2016</b></p> <p>Marcus Mariota, QB (offense) Delanie Walker, TE (offense) Jurrell Casey, DT (defense) Brian Orakpo, OLB (defense) Daimion Stafford, S (special teams) Wesley Woodyard, LB (special teams)</p> <p><b>2017</b></p> <p>Marcus Mariota, QB (offense) Delanie Walker, TE (offense) Jurrell Casey, DT (defense) Brian Orakpo, OLB (defense) Tim Shaw, Alumni (special teams) Wesley Woodyard, LB (special teams)</p> <p><b>2018</b></p> <p>Ben Jones, C (offense) Marcus Mariota, QB (offense) Delanie Walker, TE (offense) Jurrell Casey, DT (defense) Wesley Woodyard, LB (defense) Daren Bates, LB (special teams)</p>	<p><b>2019</b></p> <p>Ben Jones, C (offense) Marcus Mariota, QB (offense) Kevin Byard, S (defense) Jurrell Casey, DT (defense) Wesley Woodyard, LB (special teams)</p> <p><b>2020</b></p> <p>Ryan Tannehill, QB (offense) Derrick Henry, RB (offense) Kevin Byard, S (defense) DaQuan Jones, DL (defense) Brett Kern, P (special teams)</p>
--	---	---

## TITANS/OILERS HALL OF FAME

In recognition of the 40th season of the Houston Oilers/Tennessee Titans organization in 1999, the team's late owner K.S. "Bud" Adams, Jr. created an official team Hall of Fame, featuring players and staff from the past, while creating a special place for Titans stars of the future to be recognized. To date, 14 individuals have been named to the franchise's Hall of Fame:

NAME	POSITION	YEARS WITH FRANCHISE	INDUCTED
K.S. "Bud" Adams, Jr.	Team Owner/Founder	1959-2013	Sept. 7, 2008
Elvin Bethea	Defensive End	1968-83	Dec. 9, 1999
George Blanda	Quarterback/Kicker	1960-66	Dec. 9, 1999
Robert Brazile	Linebacker	1975-84	Oct. 14, 2018
Earl Campbell	Running Back	1978-84	Dec. 9, 1999
Eddie George	Running Back	1996-2003	Oct. 27, 2008
Mike Holovak	General Manager	1981-99	Dec. 9, 1999
Ken Houston	Safety	1967-72	Dec. 9, 1999
Bruce Matthews	Offensive Lineman	1983-2002	Dec. 8, 2002
Steve McNair	Quarterback	1995-2005	Oct. 27, 2008
Warren Moon	Quarterback	1984-93	Oct. 1, 2006
Mike Munchak	Guard	1982-93	Dec. 9, 1999
Jim Norton	Safety/Punter	1960-68	Dec. 9, 1999
Frank Wycheck	Tight End	1995-2003	Oct. 27, 2008



*Eddie George, Steve McNair and Frank Wycheck were inducted into the team's Hall of Fame during the 2008 season.*

## FRANCHISE PRO FOOTBALL HALL OF FAMERS

### **GEORGE BLANDA**

QUARTERBACK/KICKER • 6'2" • 215 lbs • COLLEGE: KENTUCKY  
NFL SEASONS: 26 • YEARS WITH OILERS: 7 (1960-66)  
HOMETOWN: YOUNGWOOD, PA. • BORN: SEPT. 27, 1927  
GAMES PLAYED: 340 • HALL OF FAME INDUCTION: 1981

George Blanda, who came out of retirement with the emergence of the American Football League in 1960, was the offensive catalyst for the explosive Oiler squads of the early 1960s. He played quarterback and handled the placekicking chores in Columbia blue for seven of his NFL-record 26 seasons in the league. Blanda was the team's leading passer and scorer in each of those seven seasons and still owns franchise records for most extra points (299), most touchdown passes in a season (36) and most touchdown passes in a game (7). He is also third in points scored with 596. The 36 scoring tosses stood as an NFL record for an astounding 23 years. Blanda's NFL career records included most games (340), most points (2,002) and most extra points (943). He also passed for 236 touchdowns. Blanda captained the Oilers to two consecutive AFL titles in 1960 and 1961, earning AFL Player of the Year honors in 1961. Blanda's career was divided into three distinct parts, 10 years with the Chicago Bears, seven seasons with the Houston Oilers and nine years with the Oakland Raiders. In 1970, he became the oldest quarterback to play in a title game. He was just a month shy of his 49th birthday when he retired before the 1976 season. Blanda passed away at age 83 on Sept. 27, 2010.

### **KEN HOUSTON**

SAFETY • 6'3" • 197 lbs • COLLEGE: PRAIRIE VIEW A&M  
NFL SEASONS: 14 • YEARS WITH OILERS: 6 (1967-72)  
HOMETOWN: LUFKIN, TEXAS • BORN: NOV. 12, 1944  
GAMES PLAYED: 196 • HALL OF FAME INDUCTION: 1986

Considered one of the best safeties in football history, Ken Houston picked off 49 passes (898 yards), recovered 21 fumbles and scored 12 touchdowns over his 14-season NFL career, earning Pro Bowl honors 12 consecutive times (1968-69 AFL, 1970-79 NFL). Houston returned an NFL-record nine interceptions for a touchdown in his six seasons as an Oiler. Four of those scores came in 1971, tying an NFL record. He returned two in one game against San Diego in the 1971 season finale, which also ties an NFL mark. His other three touchdowns came on a punt return, a fumble return and a blocked field goal return. Houston also holds the Oilers record for most career interception return yards with 650. With a long, fluid stride, Houston had excellent speed and quickness. His 6-3, 197-pound frame made him an ideal pass defender. Yet his lean, muscular body helped him to become a punishing tackler. Originally a ninth-round draft choice out of Prairie View A&M, Houston earned a starter's role by the third game of his rookie season. Two weeks later in a game against the New York Jets, he scored two touchdowns, one on a 71-yard blocked field goal attempt, and the other on a 43-yard interception return. After excelling for six years with the Oilers, Ken was traded to the Redskins for five veteran players in 1973. The Redskins once referred to Houston as "pro football's most underrated superstar," but his capabilities were widely recognized. He won all-league acclaim with the Oilers in 1969 and 1971, and then was either All-Pro or All-NFC with the Redskins every year from 1973 to 1979. He was selected for either the AFL All-Star game or the AFC-NFC Pro Bowl 12 straight seasons from 1968 through 1979. He played in 183 consecutive games before suffering a broken arm against the New York Giants Nov. 25, 1979.

### **EARL CAMPBELL**

RUNNING BACK • 5'11" • 232 lbs • COLLEGE: TEXAS  
NFL SEASONS: 8 • YEARS WITH OILERS: 7 (1978-84)  
HOMETOWN: TYLER, TEXAS • BORN: MARCH 29, 1955  
GAMES PLAYED: 115 • HALL OF FAME INDUCTION: 1991

Earl Campbell, a 5-11, 232-pound ball-carrying dynamo from the University of Texas, joined the Houston Oilers as the first player taken in the 1978 National Football League Draft. The first player to earn All-Southwest Conference honors four years, Campbell was a consensus All-America

and the Heisman Trophy winner in 1977. Campbell took the NFL by storm from the outset. In 1978, he was named the NFL's Most Valuable Player, All-Pro, and Rookie of the Year. He won the league rushing championship with a club-record 1,450 yards and was named to the AFC Pro Bowl squad. It was more of the same the next two years with NFL rushing titles, MVP honors, and consensus All-Pro acclaim each season. He followed his rookie campaign with 1,697 yards in 1979, but his finest year came in 1980 when he rushed for 1,934 yards, which at the time was second only to O. J. Simpson's 2,003 yards gained in 1973. That year, Campbell gained over 200 yards in four games. In 1981, he won his fourth straight AFC rushing title with 1,376 yards. A sensational runner, Campbell was picked for the Pro Bowl five of his first six NFL seasons (1978-81, 1983). In his eight-year career, which finished in New Orleans, Campbell rushed 2,187 times for 9,407 yards, and 74 touchdowns, retiring as the NFL's seventh all-time leading rusher. He also gained 806 yards on 121 receptions to bring his career combined net yards total to 10,213. He set Oilers records for most career yards (8,574), most career attempts (1,979), most touchdown runs (73) and most consecutive games with a rushing touchdown (5). His most famous performance came in a Monday night game against Miami in his rookie season. That night, he rushed for 199 yards and four touchdowns to lead the Oilers to a spectacular 35-30 victory. In spite of the constant pounding he took from opposing defenders, Earl missed only six games out of 115 because of injuries. Midway into his seventh season, he was traded by the Oilers to the New Orleans Saints for a first-round draft pick. He played a season and a half with the Saints before retiring after the 1985 campaign. Campbell is one of just four people officially designated a Texas Legend by the Texas State Legislature. The others are Davy Crockett, Sam Houston and Stephen F. Austin. Campbell was the only designee of the 20th century.

### **CHARLIE JOINER**

WIDE RECEIVER • 5'11" • 188 lbs • COLLEGE: GRAMBLING  
NFL SEASONS: 18 • YEARS WITH OILERS: 4 (1969-72)  
HOMETOWN: MANY, LA. • BORN: OCT. 14, 1947  
GAMES PLAYED: 239 • HALL OF FAME INDUCTION: 1996

Charlie Joiner played 18 seasons in the NFL, including his first four with the Houston Oilers. One of the league's most prolific receivers, he amassed 750 career receptions for 12,146 yards and 65 touchdowns, ranking as the league's leading receiver of all-time when he retired at the age of 39 in 1986. His 18 seasons played were longer than any other wide receiver in history at the time of his retirement. The Oilers originally targeted Joiner for the defensive backfield when they picked the 5-11, 180-pounder from Grambling in the fourth round of the 1969 AFL-NFL Draft. Joiner played briefly on defense and the kickoff return team but soon became established as a premier pass catcher. Joiner caught 82 of his 750 career passes as an Oiler, totaling 1,480 yards and 12 touchdowns. He paced the squad with 681 yards and seven touchdown grabs in 1971. In his fourth season in 1972, Houston sent him to the Cincinnati Bengals in a four-player swap. Four years later in 1976, he was traded to San Diego. With the Chargers, Joiner blossomed into super-stardom. He and quarterback Dan Fouts formed a lethal pass-catch team that accounted for the preponderance of his 586 receptions as a Charger. During his 11 years in San Diego, Joiner caught 50 or more passes seven times and had 70 or more receptions three seasons. Injuries cut into his playing time at the beginning, but in a 193-game span over his final 13 seasons, Joiner missed only one game. He was an All-NFL pick in 1980 and a Pro Bowl choice three times. In the 1980 AFC title game, he led the Chargers with six receptions for 130 yards and two touchdowns. Blessed with excellent speed and tantalizing moves, Joiner averaged 16.2 yards per catch and accounted for 12,146 yards and 65 touchdowns. When he was inducted into the Pro Football Hall of Fame in 1996, Joiner ranked fifth in receptions and sixth in receiving yardage on the NFL's all-time list. Joiner was once described by San Francisco 49ers coaching great Bill Walsh as "the most intelligent, the smartest, the most calculating receiver the game has ever known."

## FRANCHISE PRO FOOTBALL HALL OF FAMERS

### **MIKE MUNCHAK**

GUARD • 6'3" • 281 lbs • COLLEGE: PENN STATE  
 NFL SEASONS: 12 • YEARS WITH OILERS: 12 (1982-93)  
 HOMETOWN: SCRANTON, PA. • BORN: MARCH 5, 1960  
 GAMES PLAYED: 159 • HALL OF FAME INDUCTION: 2001

Mike Munchak was the eighth player overall and the first offensive lineman chosen in the 1982 National Football League draft. Selected by the Oilers, the former Penn State standout was an immediate success with the Houston club, earning the starting left guard spot in his first training camp. The 6-3, 281-pound lineman wasted little time establishing himself as one of the premier guards in the NFL. In 1984, in just his third year in the league, he was named to the first of seven All-AFC teams. That same year he received the first of nine Pro Bowl invitations. Not coincidentally, the Oilers' on-the-field successes increased as Munchak's development and experience increased. From their dismal 1-8 record in the strike-shortened 1982 season, the Oilers improved nearly every year that Munchak played. Along the way, the team advanced to the playoffs seven consecutive years (1987-1993) and captured the 1991 and 1993 AFC Central Divisional crowns. Munchak was a devastating blocker and considered the key to an offensive line that kept the Oilers at or near the top of the NFL's offensive statistical categories. In 1988 he led the Oilers' offensive line that gave up just 24 quarterback sacks which was third in the NFL. It was also the fewest sacks allowed by the team in 10 seasons. The following season the offensive line held opponents to no sacks in six games. In 1991, the Oilers offensive line finished second in the AFC and fourth in the NFL in the fewest quarterback sacks allowed. Behind the Munchak-led line, Houston led the NFL in total offense in 1990 and passing offense in 1990 and 1991. The Oilers finished second in points scored in 1990 and second in total offense in 1991. Equally effective as a run blocker, Munchak led the Oilers offensive charge in 1993 as the team finished fourth in the NFL in both average gain per rushing play (4.4) and average gain per offensive play (5.3). Although he suffered from chronic knee problems, Munchak played in 159 regular season games. His 12 seasons with the Oilers tied him for second longest in the franchise's history at the time of his retirement. He became the first player inducted into the Hall of Fame who played his entire career with the Oilers. Long-time teammate Bruce Matthews presented Munchak for induction.

### **ELVIN BETHEA**

DEFENSIVE END • 6'2" • 260 lbs • COLLEGE: NORTH CAROLINA A&T  
 NFL SEASONS: 16 • YEARS WITH OILERS: 16 (1968-83)  
 HOMETOWN: TRENTON, N.J. • BORN: MARCH 1, 1946  
 GAMES PLAYED: 210 • HALL OF FAME INDUCTION: 2003

Defensive end Elvin Bethea, an eight-time Pro Bowl selection during his outstanding career with the Houston Oilers, was named to the five-man class of the 2003 Pro Football Hall of Fame that included running back Marcus Allen, guard Joe DeLamielleure, wide receiver James Lofton, and coach Hank Stram. A third-round draft pick in 1968 (77th player overall) Bethea played in 210 games over 16 seasons, never missing a game until breaking his arm on Nov. 13, 1977. He was considered a "steal" in a draft class that produced three future Hall of Fame players in Larry Csonka, Art Shell, and Ron Yary. When he retired, he held three team records relating to career service: most seasons (16), most career regular season games played (210), and most consecutive regular season games played (135). Having led the team in sacks in six seasons, Bethea's unofficial 105-career sack total still ranks first in franchise history, including his team-best 17 sacks in 1973. He recorded four sacks and a fumble recovery in his best single game performance against San Diego in 1976. He played in eight playoff games and posted 691 career tackles. Bethea also played in eight Pro Bowls (1970, 1972-1976, 1979, 1980) and earned All-Pro second-team honors in 1973, 1975, 1978, and 1979. More than just a pass rusher, Bethea was also effective against the run. Eventhough 1974 was the first year such statistics were compiled by the Oilers, his 691 career tackles, are still among the best in franchise history, even excluding the first six years of his career. "When people ask me who the best guy I ever played against was I always tell them Elvin Bethea and Lyle Alzado because both

of them were complete ballplayers," said Art Shell, Hall of Fame member of the Oakland Raiders. "Elvin was one of the quickest guys I've ever been around. We always had to double-team him. There were times when I was supposed to block him when he would get by me so quick. And then Gene Upshaw was supposed to pick him up and he also got by him so quick that we would get back to the huddle and Upshaw would say, 'Did you see that?' and I'd say, 'Yeah, I saw that. He just beat the heck out of me too!' Elvin was just a great player."

### **WARREN MOON**

QUARTERBACK • 6'3" • 212 lbs • COLLEGE: WASHINGTON  
 NFL SEASONS: 17 • YEARS WITH OILERS: 10 (1984-93)  
 HOMETOWN: LOS ANGELES, CALIF. • BORN: NOVEMBER 18, 1956  
 GAMES PLAYED: 208 • HALL OF FAME INDUCTION: 2006

Warren Moon, the fourth leading passer in NFL history, was inducted into the 2006 class of the Pro Football Hall of Fame. Moon played 10 years (1984-93) with the Oilers/Titans organization and holds the franchise records for passing yards (33,685) and touchdowns (196), while leading the Oilers to seven consecutive playoff appearances from 1987-93. During a 17-year NFL career, Moon played for the Houston Oilers, Minnesota Vikings, Seattle Seahawks and Kansas City Chiefs and amassed 49,325 passing yards, 291 touchdowns and 102 wins. He earned nine Pro Bowl invitations (tied for the most by a quarterback with John Elway and Dan Marino), posted nine 3,000 yard seasons, 49 300-yard games and led his team to nine playoff appearances. His eight consecutive playoff berths matched a feat accomplished by Terry Bradshaw and Joe Montana. At the time of his retirement, he held the single-season passing yardage record for three different franchises: Oilers (4,367 in 1991), Vikings (4,364 in 1994) and Seahawks (3,678 in 1997). Moon tallied many accomplishments during his Oiler career. His finest season came in 1990, throwing for 4,689 yards (363 for 584) and 33 touchdowns in only 15 games. He earned AP NFL Offensive Player of the Year for his efforts and his third of nine Pro Bowl invitations. Against Kansas City in 1990, Moon threw for 527 yards, which ranks as the second highest single-game total in NFL history (Norm Van Brocklin, 554 yards in 1951). In 1991, he surpassed the previous season's yardage total with 4,690 yards and became just the third player (Marino, Fouts) in NFL history to produce consecutive 4,000 yard passing seasons. Moon joined the Oilers and the NFL in 1984, after six seasons in the Canadian Football League, where he led his team to five Grey Cups (League Championships). In the CFL, Moon threw for 21,228 yards and 144 touchdowns. Moon was driven to play in the CFL after drawing little interest from the NFL as a starting quarterback following his senior season at the University of Washington. Moon became the first African-American quarterback to be inducted into the Pro Football Hall of Fame and his legacy as a minority quarterback cannot be underestimated. At the time of his arrival in the NFL only two black quarterbacks had been significant starters for their NFL teams (Shack Harris, Rams; Doug Williams, Tampa Bay).

### **BRUCE MATTHEWS**

GUARD/TACKLE/CENTER • 6'5" • 305 lbs • COLLEGE: USC  
 NFL SEASONS: 19 • YEARS WITH OILERS: 19 (1983-2001)  
 HOMETOWN: ARCADIA, CALIF. • BORN: AUGUST 8, 1961  
 GAMES PLAYED: 296 • HALL OF FAME INDUCTION: 2007

Arguably one of the best offensive linemen to ever play the game, Bruce Matthews became the first Tennessee Titan to be inducted into the Pro Football Hall of Fame. At the time of his retirement, Matthews played in more NFL games (296) than any non-kicker in the league's history. Longevity and durability were his hallmarks, but that coupled with his unparalleled play, earning a league record 14 consecutive Pro Bowl (9 at guard and 6 at center) selections (tied with Merlin Olsen) and seven times named AP All-Pro, made him one of the all-time greats. He rose to the challenges presented to him in starting at every position on the offensive line during his NFL career (87 C, 99 LG, 67 RG, 22 RT, 17 LT). He becomes the first Hall of Fame offensive lineman to play significant time

## FRANCHISE PRO FOOTBALL HALL OF FAMERS

at all five offensive line positions. A constant for the Oilers/Titans franchise, Matthews started in a team record 229 consecutive games (streak started at Indianapolis, Nov. 29, 1987) and never missed a game because of injury. His 19 seasons also are a team record and he ranks second in NFL history for years with one team behind Jackie Slater, who spent 20 seasons with the Rams. Matthews and G Randall McDaniel (Vikings) were the only two NFL players to play in every game during the decade of the 90's. Matthews was a part of nearly one-half of the franchise's first 42-years of history and helped the team win 146 games, make the playoffs nine times, earn the only three AFC Central titles in team history, earn an AFC Championship and the franchise's only Super Bowl appearance. He blocked for 15 quarterbacks and 27 running backs, including five different 1,000-yard rushers (Earl Campbell, Mike Rozier, Lorenzo White, Gary Brown and Eddie George). During his career, he played in offenses that produced nine 1,000-yard rushing seasons and eight 3,000-yard passers. Additionally, he played in 42 different stadiums during his NFL career. During his career, Matthews blocked on a line that helped produce 65 100-yard rushing performances and 48 300-yard passing performances. Originally drafted by the Houston Oilers in the first round (ninth overall) of the 1983 NFL Draft, Matthews earned All-America honors at the University of Southern California. Matthews and his brother, Clay, each played 19 NFL seasons and the duo set an NFL record for games played by a pair of brothers with 574 games. Clay Matthews played in 278 games during his NFL career. Matthews had his number 74 jersey retired by the team and was inducted into the organization's Hall of Fame during a December, 2002 ceremony. Matthews joined a 2007 Hall of Fame class that included Dallas Cowboys WR Michael Irvin, Buffalo Bills RB Thurman Thomas, Detroit Lions TE Charlie Sanders, Cleveland Browns G Gene Hickerson, and St. Louis CB Roger Wehrli.

### CURLY CULP

DEFENSIVE TACKLE • 6'2" • 265 lbs • COLLEGE: ARIZONA STATE  
NFL SEASONS: 14 • YEARS WITH OILERS: 7 (1974-1980)  
HOMETOWN: YUMA, ARIZ. • BORN: MARCH 10, 1946  
GAMES PLAYED: 179 • HALL OF FAME INDUCTION: 2013

Curley Culp was voted into the Pro Football Hall of Fame in 2013. A six-time Pro Bowl selection, Culp played in 179 games during his NFL career with the Kansas City Chiefs (1968-1974), Houston Oilers (1974-1980) and Detroit Lions (1980-81). He was considered the prototypical nose tackle and helped pioneer the 3-4 defense. Hailing from Arizona State, where he was an All-American in both football and wrestling, Culp was selected in the second round of the 1968 NFL Draft by the Denver Broncos, who intended to use him as an offensive guard. However, his brief stint in Denver ended when he was traded to the Chiefs, who inserted him permanently on the defensive side. In 1969, the Chiefs won Super Bowl IV, and Culp was an instrumental member of one of the league's top defenses. He helped the Chiefs defeat the Oakland Raiders in the AFL Championship Game and the Minnesota Vikings in the Super Bowl. In 1974, during his seventh campaign in Kansas City, Culp was traded to the Oilers along with a first-round draft pick (used to select Robert Brazile) in exchange for John Matuszak. The move paid almost immediate dividends for the Oilers, who previously suffered through 1-13 records in both 1972 and 1973. In 1975, Culp's first full season in Houston, he helped the Oilers to a record of 10-4, the first winning mark for the club in eight years. With Culp anchoring the defense, the Oilers finished with the AFC's top-ranked run defense (third in the NFL). Individually, Culp produced arguably the finest season of his career, recording 11.5 sacks and earning NFL Defensive Player honors by the Newspaper Enterprise Association. Culp continued as a leader of the Oilers defense that culminated in back-to-back appearances in the AFC championship games in 1978 and 1979. He was named to one AFL All-Star Game and five Pro Bowls during his career. Culp also was picked as a first-team All-Pro in 1975 and a second-team selection in 1971, 1977, 1978, and 1979. He was selected first- or second-team All-AFC five times. "Curley Culp was perhaps the strongest man I ever lined up against," said Raiders Hall of Fame center Jim Otto. Culp used his strong wrestling background to create havoc for opposing guards and centers. He was the 1968 NCAA heavyweight wrestling champion and was named to the U.S.

Olympic wrestling team that year. Culp joined a 2013 Hall of Fame class that included offensive linemen Larry Allen and Jonathan Ogden, wide receiver Cris Carter, coach Bill Parcells, linebacker Dave Robinson and defensive lineman Warren Sapp.

### ROBERT BRAZILE

LINEBACKER • 6'4" • 241 lbs • COLLEGE: JACKSON STATE  
NFL SEASONS: 10 • YEARS WITH OILERS: 10 (1975-84)  
HOMETOWN: MOBILE, ALA. • BORN: FEB. 7, 1953  
GAMES PLAYED: 147 • HALL OF FAME INDUCTION: 2018

Robert Brazile was voted into the Pro Football Hall of Fame in 2018. As a rookie in 1975, he made an instant impact as he helped Houston notch the franchise's first winning season in eight years with a 10-4 record. He went on to win Defensive Rookie of the Year in 1975. With his speed, strength, tackling and coverage ability, Brazile helped revolutionize the outside linebacker position in a 3-4 defense. Nicknamed 'Dr. Doom,' Brazile started all 147 regular season games during his career and made seven postseason starts, including back-to-back AFC Championship Games (1978-79). He recorded nine tackles and one fumble recovery in the 1978 AFC Championship game. He was elected to seven career Pro Bowls and named All-Pro for five consecutive seasons (1976-80). Brazile registered a career-best 185 tackles in 1978 on his way to helping the Oilers secure three consecutive 10-win seasons and three consecutive playoff berths (1987-80). His career statistics include 13 interceptions, 14 fumble recoveries and 6.5 sacks in both 1976 and 1980. Brazile was named to the NFL's All-Decade Team of the 1970s.

### KEVIN MAWAE

CENTER • 6'4" • 289 lbs • COLLEGE: LOUISIANA STATE  
NFL SEASONS: 16 • YEARS WITH TITANS: 4 (2005-09)  
HOMETOWN: LEEVILLE, LA. • BORN: JAN. 23, 1971  
GAMES PLAYED: 241 • HALL OF FAME INDUCTION: 2019

Kevin Mawae was elected to the Pro Football Hall of Fame Class of 2019 and became the first established Titan without connections to the Houston Oilers to receive the honor. He played four seasons (2006-09) in Tennessee. Mawae entered the NFL as a second-round pick of the Seattle Seahawks in the 1994 NFL Draft. He began his career at right guard before being moved to center at the start of the 1996 season and remained at that position for the rest of his NFL career. After four seasons (1994-97) in the Northwest, the Louisiana State product signed a free agent deal with the New York Jets in 1998. In his first season in New York, Mawae helped running back Curtis Martin rush for a Jets franchise record eight 100-yard rushing games en route to 1,287-yard season. In 1999, he was named to his first of eight Pro Bowls and paved the way for Martin's then franchise-record 1,464 rushing yards. The 6-foot-4-inch, 289-pounder played in an astounding 177 consecutive games before a serious triceps injury ended his 2005 campaign after six games. Mawae signed a free agent deal with the Titans in 2006. In his first season with Tennessee, he made an immediate impact and was a part of an offense that ranked third in the AFC and fifth in the NFL in rushing with 2,214 yards. Three seasons later, he helped Chris Johnson amass a franchise-best 2,006 rushing yards, becoming just the sixth player all-time to accomplish the feat. In 241 career games over 16 seasons, Mawae was extremely durable and known for his toughness in the trenches. He was a first-team, all-decade center for the 2000s and blocked for a 1,000-yard rusher in 13 of his 16 seasons. Running backs Chris Warren (1,545 yards in 1994), Martin (1,697 in 2004), LenDale White (1,110 in 2007) and Johnson (2,006 in 2009) had the highest season rushing totals of their careers with Mawae on the line. He played 90 games in which there was a 100-yard rusher, the most by any offensive lineman in NFL history.

## RETIRED JERSEY NUMBERS

In the history of the Oilers/Titans franchise, only eight players have had the distinction of having their jersey number retired — **Jim Norton** (No. 43), **Elvin Bethea** (No. 65), **Earl Campbell** (No. 34), **Mike Munchak** (No. 63), **Bruce Matthews** (No. 74), **Warren Moon** (No. 1), **Eddie George** (No. 27) and **Steve McNair** (No. 9).



**Jim Norton** played nine seasons for the Oilers (1960-68) as a safety and as a punter, establishing team records at both positions. As a rookie from the University of Idaho, Norton was a member of the Oilers' 1960 AFL Championship team. A four-time league all-star, he holds the club record for most interceptions in a career with 45. Also an accomplished punter, Norton was tops in club history with 519 career punts for a 42.3-yard career average and a long kick of 79 yards (11/22/64 vs. Kansas City).



**Elvin Bethea** joined the Oilers in 1968 after an outstanding career at North Carolina A&T. He started at defensive end in the 1968 season opener and didn't miss a game until breaking his arm in November 1977. That streak of 135 consecutive games played stands third in team history. An eight-time Pro Bowler (1970, 1972-76, 1978-80), Bethea ranks second for most seasons played (16, 1968-83), while his 210 games played (1968-83) also stands second behind Bruce Matthews. Bethea led the team

in sacks six times, including a career-best mark of 17 in 1973. The Oilers honored him with an "Elvin Bethea Appreciation Night" on Aug. 4, 1983. He became the sixth player in franchise history to be inducted into the Pro Football Hall of Fame on Aug. 3, 2003.



**Earl Campbell**, the franchise's second leading rusher and a member of the Pro Football Hall of Fame, was honored by having his number retired at ceremonies on Aug. 13, 1987. He set a single-season club record with a league-leading 1,450 yards his rookie season. Campbell followed that performance with 1,697 yards in 1979 and an astounding 1,934 yards in 1980. Both those totals led the NFL and the latter was second only to O.J. Simpson's 2,003 yards in 1973. Campbell was selected to five

Pro Bowls (1978-81, 1983) and retired as the NFL's seventh all-time leading rusher (9,407). He ranks second in franchise history in career rushing yards (8,574) and attempts (1,979), first in touchdown runs (73) and first in most consecutive games with a rushing touchdown (5).



**Mike Munchak** joined the Oilers as a first-round draft pick in 1982 out of Penn State. He was the first offensive lineman selected in the draft and the eighth overall selection. Munchak won the starting left guard position as a rookie and went on to play in 12 campaigns (1982-93) and 159 games (156 starts) for the Oilers. He is tied for third on the team's all-time list for seasons played and ranks fifth in games played. Munchak became a fixture on an offensive line that helped the Oilers to seven consecutive

playoff appearances (1987-93). One of the premier guards in the National Football League, Munchak was selected to NFL's "Team of the Decade" for the 1980s and was chosen in 1989 to Oilers' 30th Anniversary "Dream Team." He ranks second in club annals with nine Pro Bowl selections, seven as a starter. Munchak announced his retirement on July 21, 1994, and on the same day, K.S. "Bud" Adams, Jr., announced that jersey No. 63 would be retired on "Mike Munchak Appreciation Day" on Nov. 6, 1994.



**Bruce Matthews** played in more games (296) than any non-kicker in NFL history. Longevity and durability were his hallmark. And that, coupled with his unparalleled play, in which he tied a league record with 14 Pro Bowl selections (tied with Merlin Olsen) and earned All-Pro honors six times, made him one of the all-time greats. He rose to the challenges presented to him in playing every position on the offensive line during his NFL career (87 at center, 99 at left guard, 67 at right guard, 22 at right tackle,

and 17 at left tackle). His number was retired during a halftime ceremony in Nashville on Dec. 8, 2002.



**Warren Moon**, the fourth leading passer in NFL history at the time his number was retired, played 10 years (1984-93) with the organization and holds the franchise records for passing yards (33,685) and touchdowns (196), while leading the Oilers to seven consecutive playoff appearances from 1987-93. Moon's finest season came in 1990, throwing for 4,689 yards (363-for-584) and 33 touchdowns in only 15 games and becoming the third player in NFL history to produce consecutive 4,000-yard

passing seasons. He earned AP NFL Offensive Player of the Year for his efforts and his third Pro Bowl berth. His jersey was retired in a halftime ceremony in Nashville on Oct. 1, 2006.



**Eddie George** became the organization's all-time leading rusher as well as its all-time scrimmage yards leader in eight seasons with the team. His 10,009 rushing yards from 1996–2003 ranked second in the NFL (Curtis Martin), while his 12,153 scrimmage yards in the same time frame were third (Marshall Faulk, Martin). His accolades included four Pro Bowl selections (1997–2000), AP All-Pro honors (2000) and the AP Rookie of the Year Award (1996). George also set franchise standards for career rushing

attempts (2,733), career touchdowns (74), 1,000-yard rushing seasons (seven), seasons as the team's leading rusher (eight) and career playoff rushing yards (776). During his time with the Titans he amassed 36 100-yard rushing performances (second to Earl Campbell's 39), resulting in a 30-6 record in those contests. He established an NFL mark with 130 consecutive starts by a running back to begin a career—a total which ranked second in NFL history for consecutive starts by a running back at any point. His jersey was retired in a halftime ceremony in Nashville on Sept. 15, 2019.



**Steve McNair** played 11 seasons with the organization (1995–2005), becoming its second all-time leading passer (27,141 yards) and recording the most wins as a starting quarterback (76). At the time his jersey was retired, he trailed only Warren Moon on the franchise's all-time passing yards list and also ranked second for the organization in completions (2,305), completion percentage (59.5) and passer rating (83.3). He ranked third in touchdown passes (156). His 3,439 rushing yards and 36 touchdown runs

were the most in team history by a quarterback. McNair earned three of his four career Pro Bowl berths with the Titans (2000, 2003 and 2005), and in 2003, he shared Associated Press NFL Most Valuable Player honors with Peyton Manning after leading the league with a 100.4 rating. He became the first African-American quarterback to win MVP honors. McNair was the third player in the history of the NFL to pass for 30,000 yards and rushed for 3,500 yards, along with Fran Tarkenton and Steve Young. Only Brett Favre and Manning started more combined NFL regular season and postseason games than McNair (134) from the time he became a full-time starter in 1997 through 2005. He was selected with the third overall draft pick in 1995. His jersey was retired in a halftime ceremony in Nashville on Sept. 15, 2019.

## HISTORICAL HIGHLIGHTS

### THE "FOOLISH CLUB"

In 1959, after numerous failed attempts to enter the NFL as owners through expansion or purchase (Chicago Cardinals), Lamar Hunt and K.S. "Bud" Adams, Jr. agree that forming a new league is a viable option to NFL ownership. They would recruit a number of other future owners, who like themselves were looking to enter the world of football ownership, but had been rebuffed. The eight original teams, which would later be dubbed the "Foolish Club" for taking on the NFL were: Dallas (Hunt), Houston (Adams), Denver (Bob Howsam), New York (Harry Wismer), Los Angeles (Barron Hilton), Buffalo (Ralph Wilson), Boston (William Sullivan) and Oakland (Wayne Valley). Minneapolis was set to become one of the original AFL teams, but they were replaced by Oakland when the NFL awarded an expansion franchise to the Minneapolis market in 1960.

All eight teams agreed to contribute \$25,000 to create a league office, which was headed by the first AFL commissioner, Joe Foss. The AFL held their first draft on Nov. 22, 1959 and began play in the fall of 1960 with games televised on ABC.

### 1959

**August 3** – K.S. "Bud" Adams, Jr., announces Houston's entry into the American Football League.

**August 15** – AFL formally organized with six cities: Los Angeles, New York, Denver, Dallas, Houston and Minneapolis-St Paul.

**October 31** – Adams names the team "Oilers" — "for sentimental and social reasons."

**November 22** – AFL conducts first player draft. Oilers select Heisman Trophy winner Billy Cannon of LSU.

**December 8** – Oilers sign first players, Don Hitt and Tony Banfield, both of Oklahoma State.

### 1960

**January 1** – Oilers sign their first draft choice in LSU's Billy Cannon.

**January 3** – Oilers name former Cleveland great Lou Rymkus as first head coach.

**February 20** – Oilers sign veteran pro quarterback George Blanda.

**March 8** – Houston School Board approves lease of Jeppesen Stadium to K.S. "Bud" Adams, Jr., and gives permission to increase seating capacity from 22,000 to 36,000.

**June 21** – Court rules that Billy Cannon will play with the Houston Oilers.

**July 15** – Houston opens first training camp at the University of Houston with daily practices to be held at Busch Field during season.

**August 6** – Oilers lose 27-10 to Dallas Texans in first preseason game at Tulsa.

**August 20** – Oilers defeat Denver 42-3 before 18,500 in home debut at Jeppesen.

**September 11** – Oilers win first regular season contest 37-22 over Oakland at San Francisco. Charles Hennigan scores first Oiler TD on a 43-yard pass from George Blanda. Dave Smith scores first Oiler rushing TD on eight-yard run.

**December 11** – Oilers clinch AFL Eastern Division title with 31-23 win over Buffalo at Houston.

**December 29** – Lou Rymkus named AFL's first Coach of the Year.

### 1961

**January 1** – Oilers win first AFL Championship by defeating Los Angeles Chargers 24-16 before 32,000 fans at Jeppesen Stadium. Billy Cannon is named game's MVP; Blanda completes 16 of 32 passes for 301 yards and three TDs. Winning players share: \$1,016.42.

**September 9** – Oilers open regular season with a 55-0 rout of Oakland at Jeppesen despite threats from Hurricane Carla.

**October 16** – Wally Lemm replaces Lou Rymkus as head coach after Oilers open with 1-3-1 record.

**October 22** – Oilers defeat Dallas Texans 38-7 in first outing under Wally Lemm. George Blanda comes off the bench to throw three TD passes, make a 53-yard field goal, and kick three PAT's.

**October 29** – George Blanda sets AFL passing record with 464 yards on 18-of-32 passing for four TDs as Oilers win 28-16 at Buffalo.

**November 19** – George Blanda throws seven touchdown passes against New York in 49-13 win to set AFL record and the all-time pro record.

**December 3** – Oilers defeat previously unbeaten San Diego 33-13 before Houston's largest crowd, 37,845. Charles Hennigan catches 10 passes for 214 yards and three TDs. George Blanda hits on 20 of 34 attempts for 351 yards and four TDs and kicks AFL-record 55-yard field goal.

**December 17** – Oilers win second consecutive Eastern Division crown by beating Oakland 47-16 in Oakland. Oilers become first pro team in history to score over 500 points in one season with 513 points in 14 games.

**December 20** – Wally Lemm is named AFL Coach of the Year.

**December 23** – George Blanda is named AFL Player of the Year.

**December 24** – Oilers win second consecutive AFL title, defeating Chargers 10-3 at San Diego. Billy Cannon wins MVP award for second consecutive year. Winning players share: \$1,724.00.

### 1962

**February 23** – Wally Lemm resigns to become the head coach of St. Louis Cardinals.

**March 5** – Oilers name Frank "Pop" Ivy as head coach.

**September 16** – Oilers lose to Boston 34-21 in first pro game in historic Harvard Stadium.

**October 14** – Oilers set AFL scoring record with 56-17 win over New York

### EARLY DOMINANCE & AFL SUPREMACY

With a mix of cast-off players from other professional leagues (QB George Blanda, C Bob Schmidt, T Al Jamison), pro football rookies (RB Billy Cannon, G Bob Talamini) and local college players who never entered the NFL (WR Charles Hennigan, DT Orville Trask), the Oilers quickly became the dominant team in the newly formed American Football League. In each of the league's first three years, the Oilers advanced to the AFL title game, winning the first two league championships (1960 and 1961). Amazingly, the Oilers reached each of those title games under three different coaches: Lou Rymkus (1960), Wally Lemm (1961) and Frank "Pop" Ivy (1962).

The fiery Rymkus led the inaugural Oilers to the Eastern Division title with a 10-4 mark. They met the Western Division winner Los Angeles Chargers at Jeppesen Stadium in Houston to crown the first AFL champion. The two teams split their two matchups during the regular season. The Oilers took a one-point lead into the fourth quarter and then Blanda hit Cannon for an 88-yard score early in the fourth quarter to end the scoring, 24-16. Blanda tallied 301 passing yards and three touchdowns in the game.

After the Oilers opened the 1961 season 1-3-1, head coach Lou Rymkus was replaced by Wally Lemm, who had been on the 1960 staff but left for private business prior to the 1961 season. The Oilers would win nine consecutive games under Lemm to end the regular season with a 10-3-1 mark and first place in the Eastern Division. The 1961 AFL Championship game was a defensive struggle as the Oilers defeated the San Diego Chargers 10-3 in San Diego.

After leading the Oilers to a second title, the St. Louis Cardinals hired Wally Lemm as their head coach for the 1962 season. The Oilers tabbed Frank "Pop" Ivy to lead the team in 1962. The team again won the Eastern Division with an 11-3 record and faced the Dallas Texans at Jeppesen Stadium for the 1962 AFL title. Dallas raced out to a 17-0 halftime lead, but the Oilers mounted a second half rally to knot the score at 17 with five minutes remaining in the game. The game would go to overtime and was eventually decided in double overtime (6th quarter) with a Dallas 25-yard field goal.

## HISTORICAL HIGHLIGHTS

### OILERS' AFL SUMMARY

In the 10-year history of the AFL from 1960-69, the Oilers amassed a 70-66-5 record, reached the AFL title game four times (1960, '61, '62, '67) and won two AFL titles (1960 and 1961). They had some of the greats of the game, including QB George Blanda, WR Charlie Hennigan, G Bob Talamini, CB Ken Houston and DE Elvin Bethea. Four decades removed from their playing days, these names still sit atop several categories throughout the franchise record book: Blanda threw a franchise-best 36 touchdowns in 1961, Hennigan caught a franchise-best 101 balls in 1964, Houston returned nine interceptions for touchdowns during his Oilers career, and Bethea (unofficially) totaled 105 sacks during his career. The Oilers also saw profound popularity growth as they averaged 20,000 fans in their inaugural 1960 season at Jeppesen Stadium all the way to moving into the Astrodome in 1968, and averaging 44,000 fans in their final AFL campaign.

as George Blanda throws six TD passes.

**December 15** – Oilers win third consecutive Eastern Division title with 44-10 victory over New York. Charlie Tolar gets 107 yards on 18 carries to become the first Oiler back to gain over 1,000 yards in a season. Oilers compile best regular season record in club's history with 11-3 mark.

**December 23** – Oilers lose AFL title to Dallas Texans 20-17 in historic six-quarter game.

### 1963

**December 22** – Oilers lose 52-49 at Oakland in "Pop" Ivy's final game as head coach.

### 1964

**March 1** – Oilers announce building of a new training site at Fannin and Braeswood in Houston.

**June 2** – Frank "Pop" Ivy relieved of head coach-general manager duties. "Bud" Adams names Sammy Baugh as head coach and Carroll Martin as general manager.

**July 15** – Oilers open training camp at new site—Fannin and Braeswood.

**September 8** – Oilers trade Billy Cannon to Oakland for Bob Jackson, Sonny Bishop and Dobie Craig.

**September 13** – Rookie Sid Blanks sets AFL record with 91-yard TD run against New York at Houston.

**December 18** – Sammy Baugh resigns as Oiler head coach.

**December 20** – Oilers play final game in Jeppesen Stadium, defeating Denver 34-15 to end season with 4-10 record. Charles Hennigan catches 101st pass of season to set new all-time pro record.

**December 22** – Hugh "Bones" Taylor named Oiler head coach as Sammy Baugh stays on staff as assistant.

### 1965

**June 5** – Oilers announce they will not play in Harris County Dome Stadium because of "unrealistic lease agreement"; sign five-year lease with Rice University for use of Rice Stadium.

### 1966

**January 13** – K.S. "Bud" Adams, Jr., names Don Klosterman as Oilers' Executive Vice-President and General Manager.

**January 29** – Wally Lemm is named Oiler Head Coach by Dan Klosterman.

**June 8** – Oilers sign Ernie Ladd; Commissioner awards Willie Frazier and Pete Jaquess to San Diego in compensation.

**June 9** – The AFL and NFL announce plans to merge into one league by 1970. Common draft and championship game are scheduled immediately.

**September 3** – Oilers open regular season play with 45-7 home victory over the Denver Broncos. Denver was held to no first downs, an AFL record.

### 1967

**March 14** – First common draft between AFL and NFL; Oilers take Michigan

State All-America George Webster as their No. 1 choice.

**April 2** – Oilers announce they will hold 1967 training camp at Schreiner Institute in Kerrville, Texas. Only third time in history Oilers will have trained outside Houston.

**December 17** – Oilers clinch Eastern Division title with 24-17 win over San Diego at Rice Stadium and become first team to go from cellar to division title in one season, a feat accomplished with 15 rookies on the squad.

**December 20** – Four Oilers are named to All-AFL team. DE Pat Holmes, CB Miller Farr, G Bob Talamini and rookie LB George Webster named to AFL elite unit.

**December 23** – Oiler LB George Webster is unanimous choice as AFL's Defensive Rookie of the Year.

**December 31** – Oakland Raiders break open close game in second quarter and defeat Oilers 40-7 in AFL Championship Game. The only Oiler touchdown comes in fourth quarter on pass from Pete Beathard to Charles Frazier.

### 1968

**February 10** – Oiler owner K.S. "Bud" Adams, Jr., announces that the Oilers will move to the Harris County Dome Stadium for the 1968 season. Contract with Rice will be settled.

**September 9** – Oilers play their first game in the Astrodome, a 25-21 loss to Kansas City before 45,083 fans, and become the first professional football team to play their home games in a domed stadium.

### 1969

**January 25** – Oiler LB George Webster is one of four AFL players named to Pro Football Writers Association's first combined All-Pro team.

**April 15** – Jim Norton, last of the original Houston Oilers, announces his retirement after nine years and Oiler owner K.S. "Bud" Adams, Jr., retires his No. 43 jersey.

**December 14** – Oilers need victory over Boston in Astrodome to assure playoff spot as runner-up team in Eastern Division despite 5-6-2 record. Oilers come from behind to take 27-23 triumph.

**December 21** – Oilers lose bid for championship in 56-7 loss to Oakland in playoff game. Daryle Lamonica hurls six TD passes for Raiders.

### 1970

**January 15** – Oiler LB George Webster named to Pro Football Hall of Fame's All-Time AFL defensive unit. The three-year Oiler veteran was youngest player named to the team.

**June 30** – Oiler veterans join NFL Players Association strike. Owners bar veterans from training camps. Dispute revolved around pension plan.

**July 14** – Oilers open training camp at Schreiner Institute in Kerrville, Texas with only rookies reporting.

**August 3** – Veterans report to training camp after settlement of NFL-NFLPA pension dispute.

**November 1** – Oiler Head Coach Wally Lemm, who led Oilers to AFL title in 1961 and to Eastern Division title in 1967, announces he will retire at the end of 1970 season.

### 1971

**January 21** – Oiler owner K.S. "Bud" Adams, Jr., names Ed Hughes to be the sixth head coach in Oiler history.

**January 26** – Oilers trade RB Hoyle Granger, T Terry Stoepel and DE Charles Blossom to New Orleans for DT Dave Rowe and WR Ken Burrough.

**January 28** – The Oilers, who pick third behind Boston and New Orleans in the college draft, select QB Dan Pastorini of Santa Clara in the first round and grab QB Lynn Dickey of Kansas State in the third round.

**May 5** – Oilers name John W. Breen as general manager, replacing Bob Brodhead. Breen was the first employee hired by Oiler owner K.S. "Bud" Adams, Jr., in 1959 when the American Football League was formed.

**December 12** – S Ken Houston ties all-time pro record for touchdowns on interceptions with theft against Buffalo in Oilers' 20-14 victory. Houston tied record of seven set by Erich Barnes and Herb Adderley.

**December 19** – Oilers close out season with third straight victory by blasting San Diego 49-33 for highest point production since 1963. S Ken Houston establishes all-time pro record with two touchdowns on interceptions. The five-year veteran intercepted successive John Hadl passes in the third quarter and returned them for touchdowns of 35 and 29 yards to run his



## HISTORICAL HIGHLIGHTS

career total to nine. His four returns of interceptions for TDs in one year is also an NFL record.

**December 24** – Oiler DE Elvin Bethea and S Ken Houston are named to AFC Pro Bowl squad. It is second straight selection for Houston.

**December 30** – Oilers name former Florida State and Rice University coach Bill Peterson as their new head coach.

### 1972

**March 21** – K.S. "Bud" Adams, Jr., spearheads a drive which lands the 1974 Super Bowl game for Houston. The game will be played in Rice Stadium on January 13, 1974.

**October 1** – Oilers stun Joe Namath and New York Jets 26-20 in the Astrodome for only victory of 1972 season.

### 1973

**March 2** – Veteran coach and front office executive Sid Gillman accepts position of Executive Vice-President and General Manager of Houston Oilers, replacing John Breen, who retired.

**October 16** – Bill Peterson is fired as head coach of Oilers after 48-20 loss to Denver, making Peterson's regular season record in 1 1/2 years 1-18. Sid Gillman assumes dual role of General Manager/Head Coach for the rest of year.

**November 5** – Oilers win only game of 1973 season, 31-27, over Baltimore Colts as QB Lynn Dickey completes 22-of-32 passes for 340 yards and three touchdowns.

**December 19** – Oiler DE Elvin Bethea named to Pro Bowl team for third straight year.

### 1974

**January 18** – Sid Gillman announces decision to remain as General Manager/Head Coach for at least one more season, ending speculation that a new head coach would be named.

**February 8** – Former New Orleans and New York Jets coach Ed Biles joins Oilers as defensive assistant.

**March 7** – O.A. "Bum" Phillips, a veteran Texas high school and college coach who was with Sid Gillman at San Diego, is hired by Oilers as defensive coordinator.

**August 28** – Oiler T John Matuszak tries to jump his contract and sign with World Football League Houston Texans. Oilers obtain temporary restraining order and present it to Matuszak at Texans' game with New York Stars. Matuszak is put on inactive list until trial.

**September 9** – State District Judge Arthur Leshner grants temporary injunction against John Matuszak playing for any other team than Oilers until further court hearings. Matuszak remains on inactive list.

**October 22** – Oilers trade John Matuszak and No. 3 draft choice to Kansas City for Curley Culp and draft choice, ending court battle.

### BUM PHILLIPS

If ever there was a coach made for a team and a team that embodied their coach, it was the marriage between O.A. "Bum" Phillips and the Houston Oilers. A native of Orange, Texas, Phillips spent the majority of his first 15 years in coaching in the Texas high school ranks before moving up the ladder as a defensive coordinator in the college and pro level. He would join the Oilers as a defensive coordinator in 1974 and was named head coach in 1975, where he would remain through the 1980 season. Known for strolling the sidelines in his cowboy hat and boots, he was the face of the Oilers for six seasons (59-38 record) and saw the birth of the "Luv Ya Blue" era. In 1978, he led the Oilers back to the playoffs for the first time in 11 years with their march to the AFC Championship. The Oilers would again reach the AFC Championship game in 1979 and wild card round in 1980. Phillips was let go by the Oilers following the 1980 season.

### LUV YA BLUE!

With Oiler fever in full bloom following the march to the AFC Championship game in the 1978 season, the team looked to tap into the frenzy with a marketing campaign that captured that team spirit. The result was the "Luv Ya Blue!" phrase that would sweep the area and be forever remembered with the 1979 and 1980 seasons. The phrase was trademarked by the team and became as popular as regular Oilers merchandise. The campaign included a song which was written and sung by Mack Hayes, a local musician and was performed before each game at the Astrodome during those seasons.

### 1975

**January 25** – O.A. "Bum" Phillips named Oiler head coach by Sid Gillman, who says he will remain in single role as general manager.

**February 14** – Sid Gillman leaves Oilers as general manager by mutual consent with owner "Bud" Adams. Bum Phillips adds title of general manager to head coaching duties.

**October 19** – Oilers come from behind to defeat Washington 13-10 in Astrodome for first win ever over NFC team.

**November 16** – Oilers get 20-19 win over Miami as Billy Johnson ties all-time pro record for return TDs in one season (4).

**December 21** – Oilers close out finest season since 1962 with 21-10 win over Cleveland, giving Bum Phillips a 10-4-0 record in his first year as a head coach. Oilers set a new home attendance record, averaging 48,000 in seven home games.

### 1976

**February 10** – Wade Phillips, son of Head Coach Bum Phillips, named to Oiler coaching staff as LB coach. Phillips had been an assistant at University of Kansas.

**April 1** – Oilers lose Fred Hoaglin, Mark Cotney and Jesse O'Neal in NFL expansion draft.

**April 2** – Oilers trade QB Lynn Dickey to Green Bay for QB John Hadl, CB Ken Ellis, draft choices and cash.

### 1977

**October 9** – Oilers march into first place in the AFC Central Division after whipping Pittsburgh 27-10 at the Astrodome, but lose Dan Pastorini to an ankle and back injury.

**November 13** – Oakland holds off Oilers 34-29 as Houston DE Elvin Bethea suffers a broken arm after playing in 135 consecutive games, a team record.

### 1978

**January 7** – Owner K.S. "Bud" Adams, Jr., announces the appointment of Ladd K. Herzog as Senior Vice-President and Chief Administrative Officer of the Houston Oilers.

**January 24** – Curley Culp, Ken Burrough, Billy Johnson and Robert Brazile play for AFC on Pro Bowl team.

**April 24** – Oilers trade three draft picks and TE Jimmie Giles to Tampa Bay for rights to 1978 number one draft selection in order to choose Texas All-America and Heisman Trophy winner Earl Campbell.

**October 23** – Houston ends Pittsburgh's seven-game win streak with Monday night victory over the Steelers, 21-17. It marks Houston's first win ever on Monday Night Football.

**November 12** – Houston comes from 23-0 deficit to capture 26-23 win over New England Patriots.

**November 20** – Earl Campbell rushes for four touchdowns against Miami Dolphins in Oilers' 35-30 victory. Campbell's two Monday night appearances net him 7 of his 13 season TDs.

**November 26** – Earl Campbell gains 100 yards rushing vs. Cincinnati before home crowd to tie NFL record for most 100-yard games by a rookie – 7 (ties Franco Harris and Don Woods). Also breaks Oiler single season records for most yards rushing (Hoyle Granger, 1,194 yards in 1967) and most rushing attempts (Charlie Tolar, 224 yards in 1962).

**December 10** – Houston captures 17-12 decision over New Orleans Saints

## HISTORICAL HIGHLIGHTS

### EARL CAMPBELL

Tabbed the "Tyler Rose", Earl Campbell was a Texas high school legend who would go on to the University of Texas and earn the 1977 Heisman Trophy. The Oilers pulled off a draft blockbuster to acquire Campbell, trading four picks and TE Jimmie Giles to acquire the first pick in the 1978 draft from the Tampa Bay Buccaneers. Campbell made an immediate impact as a rookie, gaining 1,450 yards and scoring 13 touchdowns in his initial campaign and earning NFL Rookie of the Year and NFL Offensive Player of the Year honors. In one of the most famous performances in Monday Night Football history, Campbell gained 199 yards and scored four touchdowns on 28 carries against the Miami Dolphins in November of 1978. From 1978 to 1984 Campbell led the Oilers to three playoff appearances, gained 8,547 yards and earned five Pro Bowl invitations. During the 1984 season, Campbell was traded to New Orleans to be reunited with Bum Phillips for a first round draft choice. He was inducted into the Pro Football Hall of Fame in 1991.

to clinch berth in AFC Wild Card game versus Miami.

**December 24** – Houston wins first playoff game since 1961 by defeating Miami 17-9 in the Orange Bowl.

**December 31** – Oilers continue playoff march with 31-14 win against New England before 61,297 chilled fans in Foxboro, Mass.

### 1979

**January 7** – Houston playoff dreams end as Pittsburgh takes 34-5 victory in AFC Championship Game. Oilers welcomed by 50,000 loyal fans in the Astrodome as radio station KILT sponsors homecoming.

**January 30** – Earl Campbell, Elvin Bethea, Robert Brazile and Curley Culp represent Houston in the Pro Bowl in Los Angeles.

**August 3** – Oiler T Greg Sampson undergoes brain surgery which signals the end to a promising career.

**December 10** – Before national television audience, Houston defeats division nemesis Pittsburgh 20-17, giving Oilers spot in 1979 playoffs.

**December 17** – Several Oilers lock up individual titles: Earl Campbell is NFL rushing champion for the second consecutive year; Mike Reinfeldt captures the crown for most interceptions in NFL with 12; Toni Fritsch is the most accurate field goal kicker, connecting on 21-25 attempts; and Jesse Baker leads the AFC in QB sacks with 15 1/2.

**December 23** – In first playoff game played in Houston since 1962, Oilers defeat Denver Broncos 13-7. Key offensive players Earl Campbell, Dan Pastorini and Ken Burrough are all injured in the contest.

**December 29** – Oilers defeat San Diego 17-14 without injured Earl Campbell, Dan Pastorini and Ken Burrough. Backup QB Gifford Nielsen plays conservative offense as Rob Carpenter, who was injured earlier in the week and was on crutches the night before the game, gains 67 yards rushing in his best effort of the season. The big star of the game is S Vernon Perry, as he intercepts an NFL-record four passes in a playoff game.

### 1980

**January 6** – In a rematch of the 1978 AFC Championship Game, the Steelers win 27-13 in a game that saw a controversial call keep Mike Renfro from scoring what would have been the tying score late in third quarter.

**January 7** – In the wee hours of the morning, the Oilers return from Pittsburgh to an excited throng of 70,000 people at the Astrodome.

**January 28** – Six Oilers represent Houston in the Pro Bowl: RB Earl Campbell, T Leon Gray, PK Toni Fritsch, LB Robert Brazile, S Mike Reinfeldt and DE Elvin Bethea.

**September 15** – Before the largest stadium crowd to ever witness an Oilers' game (80,243), Houston defeats the Browns in Cleveland Stadium 16-7. The game was also televised before a national audience on Monday Night Football.

**October 14** – Oilers acquire All-Pro TE Dave Casper from Oakland for undisclosed draft picks.

**October 19** – Earl Campbell becomes only the second RB in the history of the Oiler franchise to rush for over 200 yards in a single game when he leads the Oilers to a 21-14 triumph over Tampa Bay with 206 yards. Club rushing record for single game is 216 yards by Billy Cannon (Dec. 10, 1961 vs. New York Titans).

**October 26** – Earl Campbell ties NFL record for most consecutive 200-yard games rushing (two) with 202 yards vs. Cincinnati in the Astrodome. Campbell now shares record with O.J. Simpson (Buffalo, 1973, 1976). Oilers defeat Bengals 23-3.

**December 4** – Houston's defense shuts out the Pittsburgh Steelers 6-0. Toni Fritsch provides all the points the Oilers need with two field goals. This marked the third evening prime-time win of the season for the Oilers as the game was played in the Astrodome before a sellout crowd and a national television audience. It marked the first shutout registered by the Oilers since a 47-0 win over the Chicago Bears. (November 6, 1977).

**December 21** – Oilers clinch third playoff spot in as many years with 20-16 victory over the Minnesota Vikings in the Astrodome. Earl Campbell sets NFL record by rushing for over 200 yards in single game four times in one season. He finishes season with 1,934 yards, second highest total in NFL history behind O.J. Simpson's 2,003 yards in 1973. The Oilers must wait until the final game of the season to see who their playoff opponent will be, as their 11-5 record equals that of division foe Cleveland, but Oilers become Wild Card participant due to tie-breaker procedures.

**December 28** – Oilers season comes to an end with disappointing AFC Wild Card loss at the hands of the eventual Super Bowl champion Oakland Raiders. The loss marks the third consecutive year that the Oilers have been eliminated from the playoff picture by the eventual Super Bowl champions (Pittsburgh Steelers in both 1978 and 1979).

**December 31** – K.S. "Bud" Adams Jr., relieves Bum Phillips of his duties as Head Coach and General Manager. Ladd K. Herzeg is promoted from post of Senior Vice-President/Chief Administrative Officer to the position of Executive Vice-President and General Manager of the Oilers.

### 1981

**January 3** – announce the selection of Ed Biles as their new head coach. Biles had been Oilers' defensive coordinator since 1975.

**February 8** – Dick Nolan, former Head Coach for the New Orleans Saints and the San Francisco 49ers, is named defensive coordinator.

**February 15** – Mike Holovak is named as Assistant General Manager by the Oilers.

**September 6** – Oilers defeat Rams at season opener at Los Angeles 27-20 as rookie Willie Tullis returns kickoff 95 yards for score in final minute of game. Win gives Ed Biles his first as head coach of NFL club.

### 1982

**January 19** – Former All-Pro S Ken Houston returns to Oilers as defensive assistant assigned to work with the DBs. Houston had been All-Pro performer before being traded to Washington where he retired following 1980 season.

**January 31** – Oilers open 2.5 million dollar training facility less than two miles from Astrodome. Owner-President K.S. "Bud" Adams, Jr., provides funds for what is considered one of top facilities in the NFL.

**February 3** – Oilers announce new three-year contract with Mutual Broadcasting System for radio rights to Houston's games. KTRH-AM in Houston will serve as flagship station.

**March 18** – Oilers announce that head coach Ed Biles has been given a contract extension.

**April 28** – Oilers select Penn State G Mike Munchak in first round of NFL draft. It is the first number one choice in the draft that Oilers have had since Earl Campbell was selected in first round in 1978.

**May 3** – Computer added to Oilers offices to assist club with player personnel, college scouting, ticket and business operations as well as many other functions within the organization.

**September 17** – Oilers acquire QB Archie Manning from New Orleans Saints in one-for-one swap for T Leon Gray.

**September 20** – NFL Players Association strike announced.

**November 16** – Settlement of 57-day player strike announced by NFL Management Council and NFL Players Association.

### 1983

**January 2** – Oilers fall to Cincinnati Bengals 35-27 to conclude 1982

## HISTORICAL HIGHLIGHTS

regular season play in a game that was re-scheduled from November 14 (canceled due to players' strike).

**January 25** – Chuck Studley joins Oilers as defensive coordinator after successful stints with San Francisco 49ers (Super Bowl champs following '81 season) and Cincinnati Bengals.

**February 1** – Oilers perennial All-Pro DE Elvin Bethea decides not to retire following 1982 season and will return for his 16th year in the NFL, all with the Oilers.

**February 2** – Oilers announce promotion of Mike Holovak from Assistant General Manager to VP/Player Personnel.

**April 23** – The Oilers announce trade of their second pick in first round to Los Angeles Rams for the third pick overall in draft. Oilers receive Rams' fourth-round choice in 1983 and fourth-round choice in 1984 for moving down one notch in first round.

**April 24** – The Oilers announce their second trade in as many days involving Oilers' first-round draft pick. Oilers trade third choice overall in first round to Seattle for ninth choice overall in first round plus Seahawks' second- and third-round picks in 1983 (combining trades of April 24-25, Oilers moved from second position in first round to ninth and acquired Seahawks' second- and third-round choice in 1983 and Rams' fourth round choice in 1983 and 1984, a total of four additional picks).

**April 26** – Oilers select T Bruce Matthews from USC in round one of NFL draft with the ninth choice in the round. Also, for first time since 1969, the Oilers had each of their choices through the first nine rounds.

**August 4** – In preseason opener, ceremonies honoring Elvin Bethea's 16 years with the club occur at halftime. Bethea's jersey, No. 65, will be retired at the conclusion of the season.

**October 10** – Head Coach Ed Biles resigns after two and one-half years as head coach.

**October 11** – The Oilers appoint Defensive Coordinator Chuck Studley as interim head coach.

**October 20** – Oilers trade QB Archie Manning and TE Dave Casper to Minnesota for second- and fourth-round picks in 1984 draft.

**December 18** – Oilers close season with 20-10 loss at Baltimore in what would be the Colts' final game played in Baltimore before moving to Indianapolis.

### 1984

**January 3** – The Oilers name Hugh Campbell as new head coach.

**January 30** – Announcement is made that Kay Dalton will remain as offensive coordinator and also that Jerry Glanville will become new defensive coordinator.

**February 3** – The Oilers announce that they win the "recruiting war" for free agent QB Warren Moon.

**February 10** – Entire organization loses tremendous friend with the passing of radio talk-show host John Breen. Breen was first employee hired by the Oilers in 1959 and served in numerous front office capacities, including General Manager and Director of Player Personnel.

**May 1** – Oilers draft Dean Steinkuhler among a total of 14 players during the one-day marathon. Of the 14 players selected, 10 were defensive players.

**September 6** – Oilers and City of Houston celebrate 25th season of professional football at "Silver Salute," which is held on the floor of the Astrodome. The black-tie gala consists of dinner, dancing and an auction with all proceeds benefiting the Ronald McDonald House. This date is also proclaimed "Houston Oilers Day" by Mayor Kathryn J. Whitmire.

**October 9** – Oilers trade RB Earl Campbell to New Orleans Saints for first round choice in 1985 draft. The Oilers also obtain C Jim Romano from Raiders for Houston's third- and sixth-round picks in 1985.

**October 26** – Oilers announce that KODA-FM will be new flagship station for Oilers' radio broadcasts beginning in 1985. The Oilers and KODA-FM sign a multi-year contract.

**November 11** – Oilers defeat Chiefs 17-16 in Kansas City after losing opening 10 games of the season, as Hugh Campbell gets first win as NFL head coach.

**December 2** – Houston defeats Steelers in overtime thriller 23-20 for third win in four weeks before home crowd. Joe Cooper kicks winning field goal with 5:53 elapsed in extra period. It is the first overtime loss in Steeler history.

**December 12** – G Mike Munchak is selected to play in the AFC-NFC Pro Bowl game in Honolulu.

**December 17** – Warren Moon completes his first NFL season with 3,338 yards passing, breaking the team record set by George Blanda in 1961 (3,330). Tim Smith's 1,141 yards receiving enabled him to become third player in Oilers' history to post consecutive 1,000-yard receiving seasons after gaining 1,176 in 1983. Bill Groman (1960-61) and Charlie Hennigan (1963-64) were the others.

### 1985

**July 1** – The Oilers sign 1983 Heisman Trophy winner Mike Rozier. Rozier was selected by the Oilers in the first round of the 1984 Supplemental Draft of USFL players.

**July 2** – WR Drew Hill is acquired by the Oilers in a trade with the Los Angeles Rams.

**August 3** – The Oilers battle the New York Giants in the annual NFL Hall of Fame Game in Canton, Ohio, with the Giants winning 21-20. The game also makes radio history as the first stereo broadcast of an NFL game on KODA-FM.

**December 9** – Hugh Campbell is relieved of his duties as head coach. The club names Defensive Coordinator Jerry Glanville as interim head coach for the season's remaining two games.

### 1986

**January 2** – The Oilers release seven assistant coaches from their employment contracts: John Devlin, Joe Faragalli, Gene Gaines, Ken Houston, Bruce Lemmerman, Bob Padilla and Al Roberts.

**January 20** – Jerry Glanville signs a five-year contract as Head Coach of the Oilers.

**February 2** – G Mike Munchak starts for the AFC in the annual Pro Bowl in Honolulu, Hawaii.

**April 29** – The Oilers select Purdue QB Jim Everett with their first selection in the 1986 NFL Draft. The team follows by selecting Louisville WR Ernest Givins in the second round and RB Allen Pinkett of Notre Dame in the third round.

**September 18** – The Oilers trade QB Jim Everett, the third player selected in the 1986 draft, to the Los Angeles Rams in exchange for G Kent Hill, DE William Fuller, the Rams' number one draft choices in 1987 and '88 and L.A.'s fifth rounder in 1987.

**December 21** – Houston concludes the 1986 season on a positive note, defeating the Buffalo Bills 16-7. WR Drew Hill catches five passes for 114 yards giving him 1,112 yards for the season as he joins rookie Ernest Givins (1,062 yards) to form the 19th tandem in NFL history to each surpass the 1,000-yard receiving mark. In addition, QB Warren Moon throws for 208 yards to finish the year with 3,489 yards and break his own single-season club record. PK Tony Zendejas connects on all three of his field goal attempts and his 22 three-pointers establishes a new Oiler high.

### 1987

**July 1** – The Oilers announce plans to retire the No. 34 jersey of former RB Earl Campbell, the leading rusher in club history. The ceremony is scheduled for August 13.

**October 4** – The Oilers win their first "replacement" game in Denver 40-10 as QB Brent Pease throws for 260 yards and a TD and LB Eugene Seale returns an interception 73 yards for a touchdown.

**October 25** – With the players' strike over, the Oiler "regulars" return to action with a 37-33 win over the Falcons as RB Mike Rozier rushes for 144 yards while rookie WR Curtis Duncan catches two TD passes including the game-winner.

**October 28** – First-round draftee FB Alonzo Highsmith ends his holdout by agreeing to a multi-year contract.

**November 3** – The Oilers acquire veteran T Bruce Davis from the Raiders for what later becomes a 1988 second-round draft choice.

**November 4** – T/G Bruce Matthews ends his holdout by agreeing to terms with the Oilers.

**December 15** – Along with several prominent Houston business leaders, K.S. "Bud" Adams, Jr., holds a press conference to announce that the goal of marketing 75% of the new Columbia Suites by December 15 has been met.

**December 23** – The Oilers place three players on the AFC Pro Bowl roster, their largest contingent since 1981. Chosen to play in the Honolulu all-star game are S Keith Bostic, G Mike Munchak and RB Mike Rozier.

**December 27** – The Oilers clinch their first playoff berth since 1980 as they

## HISTORICAL HIGHLIGHTS

defeat the Bengals 21-17 before an SRO crowd at the Astrodome. Rookie FB Alonzo Highsmith scores two TDs and QB Warren Moon throws his 21st scoring pass of the season. That marks the most TD passes by an Oiler since George Blanda tossed 24 in 1963.

### 1988

**January 3** – In an AFC Wild Card Playoff, the Oilers defeat the Seahawks 23-20 in overtime on Tony Zendejas' 42-yard field goal.

**January 10** – The Oilers' season ends as the Broncos defeat them 34-10 in an AFC Divisional Playoff before 75,968 fans in Mile High Stadium.

**April 21** – The Oilers acquire DE Sean Jones from Raiders along with L.A.'s second-round draft choice. Houston gives up one of its first-round draft picks, a fourth-round selection and changes places with Raiders in the third round.

**May 6** – The Oilers announce that they will hold training camp at Southwest Texas State University in San Marcos. SWTSU thus becomes the Oilers' eighth training camp site since the team's inception in 1960.

**May 17** – Oilers re-assign Mike Holovak as Assistant to the General Manager.

**November 7** – The Oilers appear on Monday Night Football for the first time since 1982 and defeat the Cleveland Browns 24-17.

**December 14** – The rosters for the AFC-NFC Pro Bowl are released and feature eight Oilers: DE Ray Childress, WR Drew Hill, G Bruce Matthews, QB Warren Moon, G Mike Munchak and RB Mike Rozier.

**December 24** – The Oilers beat the Cleveland Browns 24-23 in an AFC Wild Card Playoff Game as RB Allen Pinkett scores two touchdowns.

### 1989

**January 1** – In an AFC Divisional Playoff Game, the Oilers drop a 17-10 decision to the Bills before 79,532 fans at Rich Stadium in Buffalo.

**February 1** – Executive Vice-President/General Manager Ladd K. Herzeg announces his resignation.

**February 2** – The Oilers announce the promotion of Mike Holovak to General Manager, replacing Ladd Herzeg. Also, under NFL's new "Plan B" free agency, 21 Oilers are left unprotected while 37 are protected.

**February 22** – The Oilers name Kevin Gilbride to the post of Quarterbacks Coach. He joins the club after serving as Offensive Coordinator at East Carolina.

**April 1** – The Oilers end up losing 15 players and signing seven under the NFL's first "Plan B" free agency system.

**April 7** – The Oilers sign QB Warren Moon to a new long-term contract.

**September 24** – Despite a sellout crowd in the first game in the newly-expanded Astrodome, the Oilers lose to the Buffalo Bills, 47-41 in OT.

**October 1** – The Oilers defeat the Miami Dolphins 39-7 as QB Warren Moon completes a career-best 82.6% of his passes (19/23). In addition, Houston's defense holds Dolphin QB Dan Marino to his worst game as a starter (11/29, 103 yds.).

**October 22** – The Oilers record the ninth shutout in club history and their first in nine years (spanning 132 games) with a 27-0 whitewash of the Pittsburgh Steelers. Pittsburgh manages just 132 total yards, the fewest yards allowed by Houston in 12 seasons.

**December 3** – The Oilers win at Pittsburgh 23-16 despite a blizzard and windchill temperatures of -20 degrees. RB Lorenzo White's one-yard run with 21 seconds remaining wins it as the Oilers claim sole possession of first place after the season's 13th game, the latest the team has been in first place in a season since 1967.

**December 10** – The Oilers honor their 30th Anniversary "Dream Team" while defeating the T.B. Buccaneers 20-17.

**December 20** – G Bruce Matthews, QB Warren Moon and G Mike Munchak are named starters for the February 4 Pro Bowl.

**December 23** – In a regular season finale battle for the AFC Central Division title, the Oilers lose to the Cleveland Browns 24-20 on RB Kevin Mack's TD with 39 seconds left. The Oilers fall short after battling back from a 17-0 deficit as QB Warren Moon establishes personal bests for attempts (51), completions (32) and yards (414, most since George Blanda's 418 in 1961). Oilers set all-time single season attendance record with 451,027 fans, eclipsing 411,652 in 1978.

**December 31** – In an AFC Wild Card playoff game, the Oilers lose a 26-23 OT decision to the Pittsburgh Steelers as PK Gary Anderson kicks a 50-yard field goal. Houston WR Ernest Givins catches 11 passes for 136 yards and two TDs.

### MOON ERA

In February of 1984, the Oilers won a recruiting battle for a five-time Canadian Football League champion quarterback named Warren Moon and by doing so, changed the future of the franchise. Houston had a leg up on the competition with the hiring of Hugh Campbell, who coached Moon for five seasons in Canada, just a month earlier. Moon would play 10 seasons for the Oilers and lead them to the playoffs in each of his final seven seasons (1987-93) with the team and earn six Pro Bowl invitations. Moon established many of the franchise's passing records, including career passing yards (33,685), career touchdowns (196), single season passing yards (4,690 in 1991), passing yards in a game (527 at KC in 1990) and career 300-yard passing games (38). His quick release, decision-making and mobility made him a perfect fit for the Oilers high-octane passing offense. Moon's reign at quarterback for the Oilers came to end with the advent of the salary cap prior to the 1994 season. Most of the Oilers' high-priced talent was released or traded away to comply with the new NFL structure, including Moon, who was traded to Minnesota in April 1994. In 2006, Moon became the first African-American quarterback to be inducted into the Pro Football Hall of Fame.

### 1990

**January 6** – Jerry Glanville leaves his position as Oilers' head coach by "mutual agreement."

**January 9** – Jack Pardee signs a five-year contract to become the 14th head coach in Houston Oiler history. Pardee joins the Oilers after enjoying a successful three seasons as the head coach at the University of Houston.

**January 30** – The Oilers extend the contract of Executive Vice President/General Manager Mike Holovak. In addition, the team names former LBs Coach Floyd Reese to the newly-created position of Assistant General Manager and promotes Quarterbacks Coach Kevin Gilbride to Offensive Coordinator. Also, the team announces the signing of a multi-year contract that allows KTRH-AM/KLOL-FM to broadcast all Oiler football games beginning in 1990.

**September 23** – The Oilers win their 1990 home opener 24-10 over the Indianapolis Colts as QB Warren Moon becomes the all-time leading passer in club history. Moon throws for 308 yards (plus three TDs) to surpass George Blanda's team record of 19,149 yards. The record fell on a third quarter seven-yard pass to WR Haywood Jeffires. WR Drew Hill catches ten passes for 123 yards to help key the victory.

**October 14** – QB Warren Moon passes for 369 yards and a career-best five TDs as the Oilers hammer the Cincinnati Bengals 48-17. Moon thus becomes the first player in pro football history to throw for over 20,000 yards in two different leagues (21,228 in Canadian Football League).

**December 9** – The Oilers shatter several team records while drubbing Cleveland 58-14. Included among the records set are most points in a game, in a quarter (31) and in a half (45). RB Lorenzo White ties a club mark with four rushing touchdowns, the first time that has been accomplished in the NFL in two years.

**December 16** – The Oilers win a key road game, beating Kansas City 27-10 at Arrowhead Stadium. QB Warren Moon again supplies the big news, completing 27-of-45 passes for 527 yards. That represents the second-best single-game passing performance in NFL history. The record belongs to the Rams' Norm Van Brocklin, who threw for 554 yards against the New York Yanks on September 28, 1951. Moon had an opportunity to break the record but declined to do so based on the Oilers' comfortable lead. Almost overshadowed by Moon's effort was WR Haywood Jeffires catching nine balls for 245 yards (including an 87-yard TD), which marked the second best receiving day in Oiler history. Charles Hennigan had 272 receiving yards versus the Patriots on October 13, 1961.

**December 19** – Six Oilers are named to the AFC squad for the Feb. 3 Pro Bowl. The six include starters G Bruce Matthews, QB Warren Moon and G Mike Munchak, plus reserves DT Ray Childress, WR Ernest Givins and WR Drew Hill.

## HISTORICAL HIGHLIGHTS

### RUN 'N SHOOT

Born in the 1970's under the offensive master "Mouse" Davis, the "Run 'N Shoot" offense and its concepts started to enter the NFL in the late 1980's. The Houston Oilers were one of the first teams to run the pass oriented offense that featured one running back and four wide receivers. The Oilers hired June Jones, a Mouse Davis disciple, in 1987 as quarterback coach and he integrated some of the "Run 'N Shoot" concepts into offense. Jones left following the 1988 season to join Wayne Fontes in Detroit. Kevin Gilbride, who also had worked with Davis, took over in 1989 and continued to mold the offense. With Jack Pardee's arrival as head coach in 1990, the Oilers offense became a full-time "Run 'N Shoot" offense, where in previous years it was only used in passing situations. During a three-year stretch (1990-92), the Oilers ranked first in the NFL in passing yards (avg. 4,485 passing yards per season) and second in total yards (avg. 5,954 yards per season). They set a then-franchise record for points scored in 1990 with 405. Warren Moon drove the offense and under his leadership the offense took flight and his receiving corps of Drew Hill, Haywood Jeffires, Ernest Givens and Curtis Duncan totaled unbelievable numbers as they tortured NFL defenses. Head coach Jack Pardee was relieved of his duties 10 games into the 1994 season and with that came the death of the "Run 'N Shoot" offense. New head coach Jeff Fisher moved the offense back to a conventional approach in 1995.

**December 30** – Led by backup QB Cody Carlson, who played for the injured Warren Moon (dislocated thumb), the Oilers earn a Wild Card playoff berth by defeating the Pittsburgh Steelers 34-14 in the Astrodome. Carlson completes 22 of 29 passes for 247 yards and three TDs. With the victory, the Oilers end up in a three-way tie for first place with Cincinnati and Pittsburgh in the AFC Central.

### 1991

**January 6** – The Oilers' 1990 season comes to a close as they are eliminated from the playoffs by the Cincinnati Bengals. Houston loses at Riverfront Stadium 41-14 in an AFC Wild Card game.

**January 26** – It is announced that Earl Campbell has been voted into the Pro Football Hall of Fame. The announcement is made in Tampa, Florida. Campbell is to be enshrined on July 27.

**May 17** – The Oilers and the City of San Antonio formally sign six-year contract which will allow the Oilers to hold training camp there. Trinity University is chosen as the host school.

**September 16** – In a pre-game ceremony, Earl Campbell receives his Hall of Fame ring from Hall Executive Director Pete Elliott. In the game that follows, the Oilers defeat Kansas City 17-7 to signal the first 3-0 start in franchise history.

**October 13** – In a 23-20 victory over the Jets at Giants Stadium, WR Haywood Jeffires ties Charlie Hennigan's 30-year-old team record for receptions in a game with 13 (186 yards). QB Warren Moon completes 35-of-50 passes for 423 yards, which is the fifth-best total in team annals. Also, WR Drew Hill surpasses Hennigan's 410 catches to become the all-time leading receiver in Oiler history.

**November 3** – Despite a 16-13 OT loss at Washington, WR Drew Hill moves past WR Ken Burrough's 6,907 receiving yards to become the Oilers' all-time leader in that category.

**November 10** – QB Warren Moon establishes career highs for completions (41) and attempts (56) as he throws for 432 yards, which is fourth best in team history, in Oilers' 26-23 OT victory over Dallas. Moon also passes Fran Tarkenton's 47,003 yards and moves into second place behind Ron Lancaster on all-time professional passing yards chart.

**December 8** – The Oilers defeat the Steelers 31-6 in the Astrodome as Houston captures its first-ever undisputed AFC Central Division championship. QB Warren Moon throws for 254 yards and becomes just the third QB in NFL history (Miami's Dan Marino, San Diego's Dan Fouts) to have back-to-back 4,000-yard seasons.

**December 15** – QB Warren Moon surpasses Dan Marino's NFL record

(378 in 1986) for completions in a season as the Oilers beat the Browns 17-14.

**December 18** – Eight Oilers (tied NFL-best), including a league-high six starters are named to the AFC team for the February 2 Pro Bowl. The six starters include CB Cris Dishman, DE William Fuller, WR Haywood Jeffires, C Bruce Matthews, G Mike Munchak and LB Al Smith. DT Ray Childress and QB Warren Moon are also named to the squad although Childress was eventually unable to play because of a back/rib injury.

**December 21** – WR Haywood Jeffires becomes just the fifth player in NFL history to record 100 receptions in a single season despite the Oilers' 24-20 road loss to the Giants. Coupled with Drew Hill's 90 catches, that pair's 190 represents the most receptions by two teammates in one season in league annals. In addition, QB Warren Moon eclipses Dan Marino's NFL record (623 in 1986) for attempts in a season. DE William Fuller registers his 15th sack of the season and thus becomes the first Oiler ever to lead the conference in that category.

**December 29** – The Oilers defeat the New York Jets 17-10 in an AFC Wild Card playoff game before 61,485 fans in the Astrodome. S Bubba McDowell intercepts two key passes inside the Oiler five-yard line to preserve the win.

### 1992

**January 4** – After leading for most of the game, the Oilers end up losing a 26-24 decision to the Denver Broncos in an AFC Divisional Playoff game in front of 75,301 fans at Mile High Stadium. PK David Treadwell's 28-yard field goal with 16 seconds left in the game proves to be the deciding points. The loss mars a great performance by Oiler QB Warren Moon, who completes 75% of his passes (27 of 36) for 325 yards and three touchdowns.

**March 6** – The Oilers name Steve Underwood as General Counsel. Underwood joins the Oilers from the Houston firm of Caldwell and Hurst where he has handled most of the team's legal work since 1977.

**August 1** – The Oilers defeat the Dallas Cowboys 34-23 in the American Bowl in Tokyo, Japan, which marks Houston's first game outside of the United States.

**August 31** – The Oilers and QB Warren Moon reach agreement on a new multi-year contract that includes a settlement of a controversial escalator clause.

**September 29** – The Oilers sign free agent WR Webster Slaughter to a two-year contract. Slaughter had been one of four players who were declared free agents by a Minneapolis judge on September 24.

**October 11** – In a 38-24 win at Cincinnati, QB Warren Moon ties a personal best with five TD passes to eclipse George Blanda's team record for career touchdown passes (165, Moon now has 169). Also, WR Haywood Jeffires catches three TD passes to tie the franchise record, and RB Lorenzo White rushes for a career-best 149 yards.

**October 18** – QB Warren Moon becomes the leading passer in professional football history by surpassing Ron Lancaster's 50,535 yards (in 19 years). After the Oilers' heartbreaking 27-21 loss at Denver, Moon now has 50,589 yards. Moon's total, accumulated in less than 15 seasons, includes 21,228 yards in the CFL and 29,361 yards in the NFL.

**November 15** – In Houston's 17-13 win at Minnesota, QB Warren Moon suffers a fractured upper left arm on a fourth quarter hit by Viking S Vencie Glenn and misses the next five games. Despite the injury, Moon becomes just the 14th NFL QB to surpass 30,000 passing yards as he accomplishes that faster (125 games) than any player in league history except for Miami's Dan Marino (114 games).

**November 26** – Subbing for the injured Warren Moon, QB Cody Carlson throws for a career-high 338 yards as the Oilers defeat the Lions 24-21 on Thanksgiving Day in Detroit.

**December 11** – After being diagnosed with kidney cancer, Offensive Coordinator Kevin Gilbride undergoes surgery for the removal of his cancerous kidney. He misses two games as Receivers Coach Chris Palmer and injured QB Warren Moon help to handle Gilbride's game day responsibilities.

**December 23** – An NFL-best nine Oilers earn Pro Bowl honors with four players designated as starters for the February 7 game. The starters include WR Haywood Jeffires, C Bruce Matthews, G Mike Munchak and LB Al Smith. The Houston reserves feature DT Ray Childress, WR Curtis Duncan, WR Ernest Givins, QB Warren Moon and RB Lorenzo White. The inclusion of Jeffires, Givins and Duncan represents the first time ever that three receivers from the same team have been designated as Pro Bowlers.

## HISTORICAL HIGHLIGHTS

**December 20** – Shortly after their exciting, come-from-behind 17-14 win at Cleveland, the Oilers learn that they have clinched a playoff berth for the sixth straight season. That represents the longest current post-season streak in the NFL.

**December 27** – As Houston routs Buffalo 27-3 in the regular season finale, WR Haywood Jeffires catches six passes to finish with 90 receptions. He thus leads the AFC in that category for the third straight season, becoming only the second player since the 1970 AFL-NFL merger to accomplish that feat.

### 1993

**January 3** – The Oilers lose a 41-38 OT decision at Buffalo in an AFC Wild Card playoff game. QB Warren Moon completes 36 of 50 passes for 371 yards and four first-half touchdowns.

**January 29** – The Oilers name Buddy Ryan as the team's defensive coordinator.

**July 2** – NFL Commissioner Paul Tagliabue rules in a dispute between the Oilers and Washington. Tagliabue completes a trade which sends Washington LB Wilber Marshall to Houston in exchange for the Oilers' third-round draft choice in 1994 and their fifth-round selection in 1995.

**November 21** – RB Gary Brown explodes for 194 rushing yards to lead Houston to its fifth consecutive win, a 27-20 victory at Cleveland. Brown's rushing total is the highest by any AFC back in three years and the most by an Oiler in 13 years. His back-to-back running sum of 360 yards is also the team's best in 13 seasons. Brown becomes the first NFL back in ten years to gain over 100 yards in his first two career starts.

**November 28** – In the Oilers' 23-3 Astrodome victory over the Steelers, WR Ernest Givins passes Drew Hill's 480 catches to become Houston's all-time leading receiver.

**December 5** – As Houston captures its seventh straight win with a 33-17 home decision over Atlanta, the Oilers' defense forces seven turnovers (including a team record-tying six interceptions) for its highest such total in 16 years.

**December 14** – Oilers DT Jeff Alm commits suicide following the death of his best friend in a traffic accident. The Oilers hold a memorial service for their teammate the following day.

**December 19** – The Oilers clinch their second outright AFC Central Division championship with a 26-17 win over the Steelers at Three Rivers Stadium. Houston thus cements a playoff berth for the seventh consecutive season, the longest current streak in the NFL. The Oilers also become just the second team since the 1970 AFL-NFL merger to go undefeated within the AFC's Central Division (also 1975 Steelers). Against Pittsburgh, PK Al Del Greco surpasses the team record of 115 points in a single season.

**December 28** – G Mike Munchak establishes an Oiler record by being named to the Pro Bowl for the ninth time (Elvin Bethea had eight appearances).

### 1994

**January 2** – The Oilers close the regular season with their club record 11th consecutive win, a 24-0 shutout of the Jets in the Astrodome. The winning streak is the longest in the NFL in nine years as the Oilers become just the fifth team in league history to close a season with 11 straight victories. The Oilers also set a franchise record with 12 wins for the season and go undefeated in both November and December for just the third time ever. Amazingly, RB Gary Brown finished with 1,002 yards in just eight starts.

**January 27** – The Oilers promote Assistant General Manager Floyd Reese to the position of Executive Vice-President/General Manager. Reese succeeds Mike Holovak, who assumes the title of Vice-President/Player Personnel and Scouting.

**February 9** – Houston names Jeff Fisher as its new Defensive Coordinator, replacing Buddy Ryan, who left the Oilers to become General Manager/Head Coach of the Arizona Cardinals.

**April 13** – The Minnesota Vikings announce that they have reached an agreement to acquire QB Warren Moon from the Oilers in exchange for draft choices.

**August 15** – The Oilers defeat the Dallas Cowboys 6-0 before 112,376 fans at Azteca Stadium in Mexico City. The in-house attendance is the largest ever for an NFL game.

**September 4** – WR Ernest Givins becomes Oilers' all-time receiving yardage leader, surpassing Drew Hill's mark of 7,477. Givins would end the season with 7,935 yards on 542 career receptions.

**November 6** – G Mike Munchak, who announced his retirement on July 21, 1994 to join the Oilers under the title of Assistant to Football Operations, is honored by Oiler Owner/President K.S. "Bud" Adams, Jr., by having his No. 63 jersey retired at halftime ceremonies of Oilers-Steelers game.

**November 14** – After a 1-9 start, Head Coach Jack Pardee and Assistant Head Coach/Offense Kevin Gilbride are relieved of their duties. Jeff Fisher is elevated to title of Head Coach/Defensive Coordinator.

**December 24** – Houston closes out season with 24-10 victory over the N.Y. Jets for Fisher's first win as a head coach.

### 1995

**January 5** – Oilers announce that Jeff Fisher will remain as head coach, officially becoming the 15th head coach in franchise history.

**January 17** – As his first hire, Fisher brings in Jerry Rhome under the title of Offensive Coordinator.

**March 3** – The Oilers jump into the free-agent pool and sign the NFL's all-time leading kickoff returner, Mel Gray. Gray joins the Oilers after successful stints with the Detroit Lions and New Orleans Saints.

**March 7** – The team announces five-year contract with KHTV/Channel 39 to broadcast Oilers' preseason games. The pact reunites the team and KHTV, which carried Oilers' preseason action in '89.

**March 23** – Houston lures in one of the most coveted unrestricted free agents by signing C Mark Stepnoski from the Dallas Cowboys.

**March 28** – The Oilers sign veteran QB Chris Chandler from the Rams.

**April 22** – With the third overall choice in the draft, Houston selects Alcorn State QB Steve McNair.

**July 25** – QB Steve McNair signs contract at press conference held at Oilers' training camp.

**August 11** – Tennessee newspaper reports that Nashville Mayor Phil Bredesen is meeting with Oiler officials. Nashville is willing to build new stadium if it will attract a professional team. K.S. "Bud" Adams, Jr. and Bredesen execute an agreement that gives the City of Nashville a 70-day exclusive negotiating period with the Houston Oilers to build a stadium and relocate the team.

**August 19** – Oilers-Chargers preseason game is canceled by NFL after field is deemed unplayable for safety reasons.

**September 3** – The Oilers travel to Jacksonville and defeat the Jaguars 10-3 in the expansion team's inaugural game.

**September 24** – QB Chris Chandler connects on 23 of 26 passes for 352 yards and four touchdowns, leading Oilers to a 38-28 win over the Bengals at Riverfront Stadium. Chandler's 88.46 completion percentage misses the NFL record by one completion. Chandler, who hooked up with rookie WR Chris Sanders on touchdown passes of 58 and 46 yards, is named AFC Offensive Player of the Week.

**November 2** – Oilers' long-time equipment assistant Bill "Mojo" Lackey passes away after a massive stroke.

**November 5** – Oilers win 37-10 over Browns and dedicate game to "Mojo" and his family. The win marks the Oilers' largest margin of victory at Cleveland since a 40-10 decision on Oct. 12, 1975.

**November 12** – K.S. "Bud" Adams, Jr. and the Oilers announce the establishment of the Bill "Mojo" Lackey Memorial Award, which would be given to the player, coach or front office staff member that best exemplifies the qualities of the former equipment assistant. A \$10,000 check is given to the winner to be awarded to charity in his or her name.

**November 16** – K.S. "Bud" Adams, Jr. and Nashville Mayor Phil Bredesen sign a relocation agreement to move the Oilers to Tennessee.

**December 14** – G Bruce Matthews, S Blaine Bishop, CB Darryll Lewis and C Mark Stepnoski are selected to the Pro Bowl. Matthews sets the Oiler mark for consecutive selections with his eighth consecutive Pro Bowl honor.

**December 17** – Paul "Hoss" Noska, equipment assistant, is honored with the first Bill "Mojo" Lackey Memorial Award.

### 1996

**March 26** – Oilers sign veteran WR Willie Davis from the Kansas City Chiefs.

**April 20** – After trading down in the first round (from 9th to 17th) to acquire extra picks from Oakland, General Manager Floyd Reese and Head Coach Jeff Fisher execute a trade with the Seattle Seahawks to move back up

## HISTORICAL HIGHLIGHTS

### McNAIR AND GEORGE

First round draft picks in consecutive years, QB Steve McNair (drafted in 1995) and RB Eddie George (drafted in 1996) became the centerpieces of a team that advanced to the playoffs in four of five years (1999, 2000, 2002, 2003). From 1997, McNair's first season as a starter, until Eddie George's final season as a Titan in 2003, the two combined to pull the franchise to new heights, including the team's first Super Bowl appearance (XXXIV).

The duo started in the same backfield 107 times during their seven seasons together and posted a 67-40 record (.626 winning percentage) in those games, and 5-4 in postseason. The 2003 season would be memorable for both as McNair was named Co-MVP of the NFL, becoming only the franchise's second player to garner the honor (Campbell in 1979) and George became the franchise's all-time leading rusher, passing Earl Campbell and becoming only the 17th running back to reach 10,000 career rushing yards.

Each player personified toughness with legendary stories told of McNair returning from injuries to lead his team to victory and George never missing a start in his eight year franchise career - 128 games - which represented the most consecutive starts in NFL history for a running back to start a career.

On June 12, 2019, Titans controlling owner Amy Adams Strunk announced that McNair's No. 9 jersey and George's No. 27 jersey would be retired by the club.

to the 14th spot in the 1996 draft to select Heisman Trophy winner Eddie George from Ohio State. Sent to the Seahawks in the trade was DT Glenn Montgomery.

**April 30** – The National Football League approves the team's relocation to Nashville in a special owners' meeting held in Atlanta, Ga.

**May 3** – Adding more weapons to the offense, the Oilers agree to terms with RB Ronnie Harmon from the San Diego Chargers.

**May 7** – Voters of Davidson County in Nashville, Tenn., overwhelmingly approve a referendum held to decide on the use of public funding for a new downtown stadium.

**October 20** – With a 22-yard field goal, K Al Del Greco sets the club record for most career field goals, surpassing K Tony Zendejas (117).

**October 27** – Del Greco kicks the longest field goal in team history with a 56-yarder at the end of the first half versus the 49ers.

**November 17** – In a clash with the Miami Dolphins, G Bruce Matthews becomes the Oilers' all-time leader in games played with his 211th contest, breaking Elvin Bethea's mark of 210. Matthews would go on to also set the team marks for most consecutive games played and started.

**December 12** – G Bruce Matthews, S Blaine Bishop, C Mark Stepnoski and ST player John Henry Mills are selected to the Pro Bowl. Matthews extends the Oiler mark for consecutive selections (9) and ties G Mike Munchak for most overall selections (9).

**December 15** – Oilers play their final game in Houston with a 21-13 loss to the Cincinnati Bengals in the Astrodome.

**December 22** – RB Eddie George finishes the 1996 season with 1,368 yards rushing en route to Rookie of the Year accolades. In addition, George's ground totals were only 82 yards shy of RB Earl Campbell's rookie record of 1,450. On this day, George would also help the Oilers to a 24-21 win over the Baltimore Ravens for a franchise-best 6-2 road record.

### 1997

**January 1** – The team promotes linebackers coach Gregg Williams to defensive coordinator.

**January 3** – After relieving Jerry Rhome of his duties, the Oilers make wide receivers coach Les Steckel the team's offensive coordinator/quarterbacks coach.

**February 24** – Oilers trade QB Chris Chandler to the Atlanta Falcons for two 1997 draft choices (4th and 6th).

**May 3** – City of Nashville holds ground-breaking ceremonies for the team's downtown stadium.

**May 8** – After formulating an agreement earlier with Harris County (Houston), K.S. "Bud" Adams, Jr. and Astrodome USA owner Drayton McLane, Jr. reach a settlement for the final year of Oilers' lease at the Astrodome. Under appointed mediator Alice Oliver Parrott, the two sides clear the biggest step in the team's ability to play games in Tennessee for the 1997 season.

**June 5** – Oilers reach agreement with Memphis Sports Authority, clearing the way for the team to play its games in the Liberty Bowl.

**June 12** – Oilers hold press conference in Nashville to formally announce the club's intention to play the 1997 season in Tennessee, and introduce an inaugural patch and logo which merges the Oilers traditional "Oil derrick" with the Tennessee state flag.

**July 18** – Oilers players report to Tennessee State University for their first training camp in the state of Tennessee. Also, Oilers sign DE Kenny Holmes, 1997 first-round selection, to a four-year contract.

**July 19** – Oilers sign GM Floyd Reese to a four-year extension running through 2001 season.

**August 2** – Oilers play first preseason game of 1997 season at Liberty Bowl in Memphis, falling to the New Orleans Saints 21-12.

**August 9** – Oilers play their first ever game at Vanderbilt Stadium, an 18-12 preseason loss to Washington.

**August 15** – Oilers move into their temporary training facility in Bellevue.

**August 23** – Oilers promote Don MacLachlan to Executive Vice President of Marketing, Broadcasting, and Ticketing.

**August 27** – Oilers sign free agent SS Blaine Bishop.

**August 31** – Oilers open their inaugural season in the state of Tennessee with a 24-21 overtime win over the Oakland Raiders at Liberty Bowl. RB Eddie George ties Billy Cannon's franchise record for rushing yards in a game with 216 yards on 35 carries. With the game-winning field goal in overtime, K Al Del Greco becomes the Oilers all-time points leader, surpassing George Blanda's total of 596 points.

**October 27** – In their first-ever trip to Arizona, the Oilers defeat the Cardinals 41-14.

**November 27** – Oilers defeat Dallas 27-14 on Thanksgiving Day in front of a national-television audience. It marked the first regular season game in Texas for the Oilers since their move to Tennessee.

**December 11** – G Bruce Matthews, RB Eddie George, and SS Blaine Bishop are selected to the Pro Bowl. Matthews extends the mark for consecutive selections (10) and surpasses G Mike Munchak for most overall selections (9).

**December 14** – Oilers fall to the Baltimore Ravens 21-19 in the final game at Baltimore's Memorial Stadium. It marked the second time the Oilers closed the stadium, because on Dec. 18, 1983, the Oilers played at the Baltimore Colts in what would be their final game in Baltimore.

**December 21** – Oilers close their inaugural season in Tennessee with an 8-8 record after a 16-6 win over Pittsburgh in Memphis.

### 1998

**February 14** – Oilers agree to terms with free agent WR Yancey Thigpen from Pittsburgh.

**February 19** – Oilers agree to terms with free agent P/K Craig Hentrich from Green Bay.

**February 24** – Oilers reach agreement with Shelby County Sports Authority and Memphis Park Commission to be released from the final year of their lease at the Liberty Bowl.

**March 4** – Oilers and Vanderbilt University reach tentative agreement for the Oilers to play at Vanderbilt Stadium for the 1998 season.

**March 11** – Oilers agree to terms with free agent TE Jackie Harris from Tampa Bay.

**April 16** – A tornado rips through Nashville, damaging three cranes and 10 portable trailers at the Oilers East Bank Stadium construction site.

**April 18** – In the franchise's first draft as the Tennessee Oilers, the club selects WR Kevin Dyson from Utah with its first-round selection (16th overall) in the NFL Draft.

## HISTORICAL HIGHLIGHTS

### HOUSTON OILERS TO TENNESSEE TITANS

After trying unsuccessfully for many years to construct a deal with the city of Houston for a new football or multi-use stadium, Oilers owner K.S. "Bud" Adams, Jr. decided that moving his franchise to another city might be the only solution left to keep the team financially competitive. In the spring of 1995, research was completed and several cities were identified as desirable for relocation and at the top of the list was Nashville, Tenn.

In the summer of 1995, Adams contacted Nashville's mayor, Phil Bredesen, to see if the city would be interested in having the team relocate to the region. A 70-day exclusive negotiating period was agreed to and in November the two had signed a relocation agreement that would bring the Oilers to Nashville. In April of 1996, the NFL approved the team's relocation and on May 7th, the voters of Davidson County approved a referendum on using public funding for the new downtown stadium.

Dec. 15, 1996 would mark the Oilers final home game at the Astrodome in Houston – a 21-13 loss to Cincinnati in front of 15,131 fans. In May of 1997, the team reached a settlement with the Astrodome that let them escape the final year of the contract and allowing the team to play the 1997 season in Tennessee.

With the new stadium in Nashville still two years from completion, the team decided to play at Memphis' Liberty Bowl until the stadium was complete. The Tennessee Oilers opened their inaugural season in the state of Tennessee with a 24-21 overtime win over the Oakland Raiders at the Liberty Bowl in front only 30,000 fans.

The Oilers struggled with low attendance throughout the 1997 season and by March of 1998, the Oilers reached an agreement to play the 1998 season at Vanderbilt Stadium in Nashville. Crowds at Vanderbilt Stadium were an improvement from the previous year, but the team could only muster a 3-5 home mark. During the 1998 season, Adams announced the Oilers name would be retired and the team would be renamed the Titans as they entered their new stadium for the 1999 season.

In April of 1999, the team unveiled their new Titans uniforms and in August the team played its first game at Nissan Stadium (named Adelphia Coliseum at the time). The 1999 season ended with the franchise's first Super Bowl berth in the team's 40-year history. A total of 20 players endured the entire odyssey of playing in Houston in 1996, Memphis in 1997, Vanderbilt in 1998 and LP Field in 1999.



*Bud Adams presents Nashville Mayor Phil Bredesen with an official team jersey.*

**April 23** – Oilers finalize deal to play at Vanderbilt Stadium for the 1998 season.

**May 15** – Oilers finalize deal to acquire land in MetroCenter for a permanent practice facility to be finished in the summer of 1999.

**May 28** – Oilers reach agreement with Tennessee State University to hold the Oilers 1998 Training Camp on TSU's campus. It marks the first time in club history that the Oilers have had consecutive training camps outside the state of Texas.

**July 29** – Owner K.S. "Bud" Adams, Jr., listens to the Tennessee fans and announces that he will change the name of the team. An advisory council is later formed to research names and a "Guess the Name" contest is introduced to fans to gain additional feedback.

**Oct. 18** – Oilers win first home game in Nashville, a 44-14 victory over Cincinnati.

**Oct. 29** – Former Oiler and nine-time Pro Bowl Guard Mike Munchak is announced among 76 nominees for the Pro Football Hall of Fame.

**Sept. 12** – Oilers play first regular season home game in Nashville vs. San Diego Chargers.

**Nov. 4** – First Oilers coach, Lou Rymkus, passes away at 78.

**Nov. 14** – Oilers owner K.S. "Bud" Adams, Jr., announces that the Oilers will become the "Tennessee Titans" beginning in 1999. "We wanted a new nickname to reflect strength, leadership and other heroic qualities," Adams said.

**Dec. 22** – Oilers owner K.S. "Bud" Adams, Jr., unveils new Tennessee Titans logo and colors, featuring the fire of the Titans and exemplifying power, strength, knowledge and excellence. "I feel we have developed a logo that fans throughout the state of Tennessee and around the country will embrace for years to come," Adams said.

**Dec. 26** – Oilers era comes to end against Minnesota Vikings.

### 1999

**January 1** – G Bruce Matthews and P Craig Hentrich earn All-Pro honors.

**February 8** – G Bruce Matthews, P Craig Hentrich, RB Eddie George & TE Frank Wycheck represent AFC in Pro Bowl.

**February 26** – Steve Walters (WR's) and Jim Washburn (DL) added to coaching staff.

**April 13** – Titans unveil new uniforms and helmets before packed crowd at the new stadium.

**April 17** – Titans make Florida DE Jevon Kearse their first selection in the 1999 NFL Draft.

**May 3** – Veteran players tour stadium and practice facility. Mr. Adams presents pair of tickets to each stadium worker in appreciation of their hard work.

**May 3** – George Henshaw promoted to Assistant Head Coach/Running game. Jim Schwartz added to staff as Defensive Assistant/Quality Control Coach.

**May 8** – Final auditions determine first ever Titans cheerleading squad.

**May 13** – 11-time Pro Bowl offensive lineman Bruce Matthews re-signs with team.

**May 14** – Stadium lights turned on for 100-hour test.

**May 17** – Titans announce that 1999 training camp will be held at Baptist Sports Park in Bellevue.



*Eddie George, Frank Wycheck, Craig Hentrich and Blaine Bishop model the Titans' new uniforms in 1999.*



## HISTORICAL HIGHLIGHTS

### HOME SWEET HOME

The newly-named Tennessee Titans opened their new stadium, Adelphia Coliseum (eventually to be named Nissan Stadium) with the regular season opener on Sept. 12, 1999 against the Cincinnati Bengals. The back and forth game would end with the Titans hanging on for a 36-35 win. The win would start a historic streak of 12 consecutive wins to open the new stadium. The 12 consecutive wins were the most in the modern era for a new stadium (Texas Stadium, 9 wins in 1971) and one short of the all-time record by the Buffalo Americans in 1920. The Titans first loss in their new home would come against the Baltimore Ravens on Nov. 12, 2000. The winning streak actually began in the spring of 1998, when a devastating tornado ripped through Nashville, but only gave a glancing blow to the under construction stadium and sparing it from destruction.

**May 18** – Stadium sod is laid down.

**July 8** – Adelphia Coliseum name and logo are unveiled at a downtown ceremony.

**July 23** – Titans name former Minnesota Senior Vice President Jeff Diamond President and Chief Operating Officer, and agree to terms with former Pittsburgh Pro Bowl quarterback Neil O'Donnell.

**July 27** – The Titans sign their first-round draft selection, Florida DE Jevon Kearse, to a multi-year contract.

**August 15** – The Tennessee franchise plays its first preseason game under the name Titans, a 22-20 loss at Kansas City. The game is the first in franchise history played in a uniform other than the Oilers.

**August 27** – Titans defeat Atlanta, 17-3, in the first preseason game at Adelphia Coliseum.

**September 2** – Owner K.S. "Bud" Adams, Jr. and his wife, Nancy, announce the creation of the Tennessee Titans Foundation, an organization established to serve the charitable interests of the state of Tennessee by providing financial support and other resources to non-profit organizations, enriching and strengthening communities throughout the state. Adams donates \$500,000 to start the foundation.



*Faith Hill sings at inaugural game of the new stadium.*

**September 5** – Cornerback Darryll Lewis, the team leader in interceptions in each of the past five seasons, is released.

**September 12** – Al Del Greco kicks a 33-yard field goal to lift the Titans to a 36-35 win over Cincinnati in the first regular season game and victory at Adelphia Coliseum. The win, in front of 65,272 fans, is the team's first as the Titans, and quarterback Steve McNair passes for a career-high 341 yards in the victory.

**September 26** – The team wins its first road contest as the Titans, a 20-19 victory at Jacksonville sealed by a Samari Rolle interception in the end zone with under a minute remaining.

**October 31** – Steve McNair returns after missing five games because of a back injury to lead the Titans to defeat the previously-unbeaten St. Louis Rams, 24-21 at Adelphia Coliseum. McNair is named Miller Lite NFL Player of the Week for his performance in the victory.

**December 19** – Tennessee clinches the franchise's first playoff berth since 1993 with a 30-17 win over Atlanta at Adelphia Coliseum.

**December 22** – G Bruce Matthews, RB Eddie George, DE Jevon Kearse and TE Frank Wycheck are named to the AFC team for the Pro Bowl. Matthews extends his franchise records for consecutive and overall selections (12), and Kearse becomes the first rookie defensive end selected to the Pro Bowl in AFC history and the first in the NFL since 1978.

**December 26** – Tennessee defeats Jacksonville for the fourth consecutive time, a 41-14 victory in which Steve McNair throws five touchdown passes. McNair earns his first AFC Offensive Player of the Week and his second Miller Lite NFL Player of the Week honor this season for his efforts. The win completes the first unbeaten home regular season in club history.

### 2000

**January 8** – In a play known as the "Music City Miracle," Kevin Dyson returns a Frank Wycheck lateral on a kickoff return 75 yards for a touchdown, lifting the Titans to a 22-16 victory in the AFC Wild Card playoff game over the Buffalo Bills. The improbable play, which occurred with just 16 seconds remaining in the game, gives the franchise its first playoff win in Tennessee in addition to its first since 1993.



*Kevin Dyson races down the sideline in the Music City Miracle.*

**January 16** – Eddie George rushes for 162 yards, including a 68-yard touchdown run, as the Titans defeat the Indianapolis Colts, 19-16, in an AFC Divisional Playoff game at the RCA Dome.

**January 23** – The Titans beat Jacksonville for the third time of the season and fifth consecutive time, using 23 second-half points en route to a 33-14 win at Alltel Stadium in Jacksonville. Steve McNair runs for two touchdowns and Derrick Mason returns a kickoff 80 yards in the win. The win sends Tennessee to its first Super Bowl in franchise history and its first AFC/AFL Championship since 1961.

**January 30** – The Titans fall short in their quest to win Super Bowl XXXIV, as Kevin Dyson is stopped one yard short of the end zone on the final play of the game in a 23-16 St. Louis Rams victory.

**February 16** – The Titans sign unrestricted free agents LB Randall Godfrey



*The Titans battle the Rams at Super Bowl XXXIV in Atlanta.*

(Dallas) and T Fred Miller (St. Louis).

**March 7** – Mike Heimerdinger is named offensive coordinator, replacing Les Steckel.

**March 13** – Craig Johnson (quality control/offense) and Ronnie Vinklerak (quality control/defense) are added to the coaching staff, while Jim Schwartz is promoted to linebackers coach.

**June 15** – The Titans extend the contract of Head Coach Jeff Fisher and expand his title to Executive Vice President.

**July 19** – The Titans extend the contract of RB Eddie George.

**August 14** – The Titans host Monday Night Football for the first time since moving to Tennessee. A sell-out crowd of 68,072 at Adelphia Coliseum watch the Titans defeat St. Louis, 30-3, in a preseason Super Bowl XXXIV rematch.

**October 16** – The Titans host their first regular season Monday Night Football game at Adelphia Coliseum, a 27-13 victory over the Jacksonville Jaguars.

**November 12** – Tennessee's NFL record of 12 consecutive victories to open a new stadium ends in a 24-23 loss to the Baltimore Ravens.

## HISTORICAL HIGHLIGHTS

**December 14** – S Blaine Bishop, RB Eddie George, T Brad Hopkins, DE Jevon Kearse, KR Derrick Mason, G Bruce Matthews, CB Samari Rolle and TE Frank Wycheck are named to the AFC team for the Pro Bowl. QB Steve McNair is added as an alternate, giving the Titans nine players on the Pro Bowl roster, the most for the franchise since nine players were selected in 1992.

**December 17** – At Cleveland, Bruce Matthews passes brother Clay on NFL games played list at 279 games. Both are honored in pre-game ceremony.

**December 25** – The Titans clinch the AFC Central Division Championship with a 31-0 victory against the Dallas Cowboys, earning a 13-3 record for the second-consecutive season and home-field advantage throughout the playoffs. The defensive unit finishes the season ranked first overall in the NFL.

### 2001

**January 7** – Baltimore defeats the Titans, 24-10, in an AFC Divisional Playoff game at Adelphia Coliseum.

**February 1** – Defensive coordinator Gregg Williams is hired as head coach of the Buffalo Bills.

**February 2** – Jim Schwartz is promoted to defensive coordinator.

**February 6** – Gunther Cunningham, former Kansas City Chiefs head coach, is named assistant head coach defense/linebackers.

**February 22** – Everett Withers is named defensive backs coach.

**March 2** – The Titans re-sign unrestricted free agent WR/KR Derrick Mason, who set an NFL record in 2000 with 2,690 all-purpose yards.

**March 7** – The Titans agree to terms with unrestricted free agent K Joe Nedney from the Carolina Panthers.

**March 8** – Former Pro Bowl safety Chuck Cecil is hired as defensive quality control coach.

**March 28** – The Titans agree to trade their first pick (29th overall) in the 2001 NFL Draft to the St. Louis Rams for defensive end Kevin Carter.

**April 21** – The Titans select DB Andre Dyson with their first selection (2nd round/60th overall) in the 2001 NFL Draft.

**May 22** – The NFL announces its plans to realign divisions beginning in 2002, placing the Titans in the new AFC South with the Jacksonville Jaguars, Indianapolis Colts and expansion Houston Texans.

**August 4** – Mike Munchak, Titans offensive line coach and former Houston Oilers guard, is inducted in the Pro Football Hall of Fame after being selected for enshrinement on Jan. 27.

**September 25** – Former Nashville Kats (Arena Football League) Head Coach Pat Sperduto is hired as director of arena football league operations.

**October 7** – Starting at center in Baltimore, Bruce Matthews plays in his 283rd NFL game and surpasses Jim Marshall for first place on league's all-time list for games played among non-kickers.

**December 30** – Eddie George records a season-high 130 yards rushing against Cleveland, marking the 30th 100-yard game of his career. Additionally, George becomes the first RB in franchise history to post 200 career pass receptions.

### 2002

**January 2** – Bruce Matthews is named to his 14th consecutive Pro Bowl, tying him with Merlin Olsen for the most Pro Bowl selections in league history. Jevon Kearse also is selected for the third consecutive year.

**April 5** – The team begins its fifth annual Tennessee Titans Caravan. With 16 players plus staff participating, Titans Caravan V goes on to make 64 stops, including 27 schools, in Tennessee, Kentucky and Alabama over a two-week period.

**April 20** – The Titans select DT Albert Haynesworth with their first pick (15th overall) in the 2002 NFL Draft.

**April 30** – Titans owner K.S. "Bud" Adams announces that he has purchased an expansion Arena Football League team that will begin play in Nashville in 2004. The team will keep the name of the previous AFL team that played in Nashville, the Nashville Kats.

**May 15** – The Titans reach an agreement with Citadel Communications to move the Titans' flagship radio station to Nashville's 103 WKDF (103.3 FM).

**May 30** – Craig Johnson is promoted to quarterbacks coach. Ned James is hired as offensive assistant.

**June 4** – The Titans reach a tentative agreement with Adelphia Business Solutions to have Adelphia's name removed from the coliseum, pending court approval.

**July 15** – Offensive lineman Bruce Matthews officially announces his NFL retirement from the offices of Titans owner K.S. "Bud" Adams, Jr., in Houston, Texas

**September 7** – Titans owner Bud Adams unveils his team's PSL Founder's Club display at Coliseum.

**December 1** – RB Eddie George becomes franchise's all-time leading rusher, passing Earl Campbell, in victory at New York Giants.

**December 8** – Former Titans/Oilers offensive lineman Bruce Matthews is inducted into Titans' Hall of Fame and has his jersey retired during special halftime ceremony during Colts game.

**December 22** – Titans clinch inaugural AFC South Division with 28-10 victory at Jacksonville.

**December 29** – Titans go undefeated in inaugural AFC South division with 13-3 victory at Houston, securing a first-round bye in playoffs. The Titans become NFL's third team to advance to playoffs after starting their season 1-4.

### 2003

**January 1** – QB Steve McNair finishes third in league MVP voting behind Rich Gannon and Brett Favre.

**January 11** – Titans defeat Steelers 34-31 in bruising AFC Divisional Playoff Game.

**January 19** – Titans play in franchise's fourth AFC Championship Game, but fall short at Oakland, 41-24.

**January 25** – Former Houston Oilers DE Elvin Bethea named to the Pro Football Hall of Fame's 2003 class.

**February 3** – Head coach Jeff Fisher coaches the AFC to a 45-20 victory in Pro Bowl.

**February 7** – Titans president Jeff Diamond signs a new one-year contract.

**April 26** – Titans select CB Andre Woolfolk with their first pick (28th overall) in the 2003 NFL Draft.

**June 25** – Head coach Jeff Fisher agrees to terms on a long-term contract extension.

**December 7** – Frank Wycheck becomes the fourth tight end in NFL history to record 500 career receptions in Tennessee's 29-27 loss at home to Indianapolis.

**December 7** – WR Derrick Mason catches six passes for 64 yards at home vs. Indianapolis to record his third consecutive 1,000-yard receiving season.

**December 18** – The NFL announces that four Titans are going to the 2004 Pro Bowl – QB Steve McNair (named the starter), along with LB Keith Bulluck, WR Derrick Mason, and P Craig Hentrich. OT Brad Hopkins would later be named to the Pro Bowl as a reserve.

**December 21** – QB Steve McNair leads a miraculous comeback at Houston, throwing the game-winning touchdown to Drew Bennett with 17 seconds left in Tennessee's 27-24 victory on the road. In the process, McNair surpasses 3,000 passing yards for the season, joining Warren Moon as only the second QB in franchise history to do so four times.

**December 28** – Recently re-signed QB Neil O'Donnell starts following injuries to Steve McNair and Billy Volek. He threw for 232 yards and a pair of touchdowns in Tennessee's season-ending 33-13 victory over the defending Super Bowl Champion Tampa Bay Buccaneers. It marked O'Donnell's last NFL game as he would announce his retirement following the season. Eddie George becomes the 17th running back in NFL history to record 10,000 rushing yards in the team's victory over the Bucs. George rushes for 87 yards to push him over the 1,000-yard rushing mark for the seventh time in his eight NFL seasons. It marked the final regular season game and the final home game for George as a Titan.



*Joe Nedney's field goal beats Steelers.*

## HISTORICAL HIGHLIGHTS



*Eddie George salutes the fans following his final home game as a Titan.*

### 2004

**January 2** – QB Steve McNair named NFL's co-MVP along with Colts QB Peyton Manning. Each player receives 16 votes from a national panel of 50 journalists.

**January 3** – Titans defeat Ravens 20-17 in AFC Wild Card Playoff Game in Baltimore.

**January 10** – Titans fall at New England in AFC Divisional Playoff Game, the coldest playoff game in franchise history (four degrees, minus 10 wind chill).

**January 11** – K Gary Anderson, the NFL's all-time leading scorer (2,346 points), announces his retirement after 22 seasons.

**January 20** – Titans owner K.S. "Bud" Adams re-assumes team president role after Jeff Diamond's contract expires.

**January 23** – TE Frank Wycheck announces his retirement from the NFL after 11 seasons in the league.

**April 24** – Titans select a league-high 13 players in the 2004 NFL Draft, including three players in the second round (the team traded its first-round pick) – TE Ben Troupe, DE Travis LaBoy and DE Antwan Odom.

**July 22** – Titans release RB Eddie George.

**September 11** – The Titans season opener at Miami is played on Saturday instead of Sunday due to impending Hurricane Ivan. Titans running back Chris Brown rushes for 100 yards in his first NFL start en route to the team's 17-7 victory.

**October 11** – On Monday Night Football, Steve McNair quarterbacks the Titans to a 48-27 victory over Green Bay to give him 71 career wins as a starter, surpassing Warren Moon's previous franchise record of 70 victories. The 48 points set a Lambeau Field record for a visiting team. Also in the game, running back Chris Brown carries 27 times for 148 yards and two touchdowns, joining Stump Mitchell (St. Louis Cardinals) and Don Calhoun (New England Patriots) to become the third player in NFL history to gain 100 or more rushing yards in four of his first five NFL starts.

**December 13** – Running back Chris Brown totals 91 yards against Kansas City to become the franchise's eighth player to eclipse 1,000 season rushing yards. He finishes the season with 1,067 yards on 220 carries.

**December 19** – Titans quarterback Billy Volek becomes fourth quarterback in NFL history to pass for 400 or more yards in two consecutive games after passing for 426 yards against Kansas City (12/13) and 492 yards at Oakland (12/19). The 918-yard total is the second-best two-game total in NFL history behind Phil Simms' record of 945 yards (1985).

### 2005

**January 28** – The Arena Football League's Nashville Kats begin play under owner K.S. "Bud" Adams, Jr., winning 47-38 at the Columbus Destroyers.

**February 9** – University of Southern California assistant Norm Chow is hired as Titans offensive coordinator after a 32-year career in college football.



*Steve McNair is named NFL co-MVP at the conclusion of the 2003 season.*

**February 21** – Titans part ways with six veterans – K Joe Nedney, DE Kevin Carter, CB Samari Rolle, RB/FB Robert Holcombe, T Fred Miller and WR Derrick Mason – due to salary cap concerns.

**April 23** – Titans select West Virginia cornerback Adam "Pacman" Jones with the sixth overall pick in the 2005 NFL Draft.

**May 6** – Titans owner K.S. "Bud" Adams, Jr. pledges \$600,000 over three years for scholarship program that provides money for college for one student-athlete from every high school in Tennessee.

**September 6** – Through his foundation, quarterback Steve McNair organizes a relief drive for victims of Hurricane Katrina. Titans fans respond in droves, arriving at LP Field to fill over 20 tractor trailers worth of goods to be sent to the Gulf Coast region.

**September 18** – Titans General Manager Floyd Reese becomes the first GM in team history to record 100 wins as the Titans defeat the Ravens by a score of 25-10.

**October 9** – Head Coach Jeff Fisher becomes the 34th coach in NFL history and the first in franchise history to notch 100 wins as the Titans win at Houston by a score of 34-20. Also in the game, quarterback Steve McNair became the 49th player in NFL history and second player in franchise history to reach 25,000 career passing yards.

### 2006

**February 12** – Titans defensive end Kyle Vanden Bosch plays in his first career Pro Bowl. In his first season with the Titans, Vanden Bosch finished fourth in the NFL with 12.5 sacks, the most by a team member since 1999.

**February 24** – K.S. "Bud" Adams, Jr. is inducted into the Tennessee Sports Hall of Fame.

**March 13-15** – After a delay to the start of the NFL year due to collective bargaining talks between the league and the NFL Players Association, the Titans strike quickly in the initial days of free agency. They agree to terms with four veteran unrestricted free agents – linebacker David Thornton (Indianapolis), wide receiver David Givens (New England), center Kevin Mawae (N.Y. Jets) and safety Chris Hope (Pittsburgh) – within a three day span.

**April 29** – Titans select quarterback Vince Young out of the University of Texas with the third overall pick in the 2006 NFL Draft.

**June 6** – Titans and Louisiana Pacific Corporation reach an agreement on a new naming rights sponsorship that calls for the team's home stadium to be named LP Field. LP obtains the naming rights for 10 years.

**June 9** – Titans trade quarterback Steve McNair to the Baltimore Ravens in exchange for a fourth-round draft choice in 2007.

**June 14** – Offensive tackle Brad Hopkins announces his retirement from the NFL. Hopkins retires after playing in 194 games, the third-most in franchise history at the time (Matthews, Bethea). His 188 starts were the second-most in team history for an offensive lineman (Matthews).

**July 29** – Titans sign first-round pick, QB Vince Young.

**August 26** – Steve Underwood promoted to Senior Executive Vice President/Chief Operating Officer.

**September 3** – Titans bring back Robaire Smith after the defensive tackle was waived by Houston.

**August 5** – Former Houston Oilers QB Warren Moon is inducted into the Pro Football Hall of Fame.

**November 26** – Trailing 21-0 entering the fourth quarter, Vince Young leads the Titans to 24 unanswered points, posting the largest comeback by a rookie QB in NFL history. Rob Bironas' 49-yard field goal caps the stunning victory over the Giants at LP Field.

**December 3** – Rob Bironas kicks franchise-long 60-yard field goal to beat the Colts, 20-17, at LP Field. The 60-yarder tied Steve Cox and Morten Andersen for the fourth-longest field goal in NFL history.

**December 10** – Vince Young returns to his hometown and runs for a 39-yard touchdown in overtime to defeat the Texans, 26-20, at Reliant Stadium.

**December 31** – Titans exercise 2007 option on head coach Jeff Fisher's contract.

### 2007

**January 3** – Vince Young named the Associated Press Offensive Rookie of the Year.

## HISTORICAL HIGHLIGHTS

**January 5** – After 13 seasons at the helm, Floyd Reese resigns as general manager of the Titans.

**February 1** – Vince Young named Diet Pepsi NFL Rookie of the Year.

**February 3** – Former offensive lineman Bruce Matthews becomes the first franchise player that wore the Titans uniform to be voted into the Pro Football Hall of Fame.

**February 10** – Vince Young becomes the first rookie quarterback in NFL history to play in the Pro Bowl.

**February 12** – Titans name former Oilers safety Mike Reinfeldt the team's new General Manager.

**February 28** – Vincent Marino hired from NFL office as Senior Director of Football Administration.

**April 10** – NFL suspends Adam "Pacman" Jones for 2007 season.

**April 23** – Titans hire Lake Dawson as Director of Pro Personnel.

**April 28** – Titans select Texas DB Michael Griffin with the 19th overall pick in the NFL Draft.

**May 3** – Titans announce they will conduct 2007 training camp at Baptist Sports Park.

**August 4** – Bruce Matthews inducted into Pro Football Hall of Fame.

**August 4** – NFL Commissioner Roger Goodell visits Titans training camp.

**September 24** – Keith Bulluck intercepts a career-high three passes as the Titans cruise to a 31-14 victory at New Orleans on Monday Night Football.

**October 21** – Rob Bironas kicks an NFL-record eight field goals, including a game-winning 29-yarder, as the Titans defeat the Houston Texans 38-36 at Reliant Stadium.

**December 30** – Titans win last three regular season games, including a 16-10 victory at Indianapolis in the season finale to clinch the AFC's final playoff spot and the team's first postseason berth since 2003.

### 2008

**January 6** – Vince Young becomes the youngest quarterback in franchise history to start in playoffs as the Titans fall 17-6 at San Diego in an AFC Wild Card game.

**January 15** – Titans release offensive coordinator Norm Chow of his duties.

**January 17** – Titans hire Mike Heimerdinger as offensive coordinator.

**February 10** – Albert Haynesworth, Kyle Vanden Bosch and Rob Bironas play in Pro Bowl.

**February 20** – Titans use franchise tag on DT Albert Haynesworth.

**February 27** – Titans agree to terms with WR Justin Gage to long-term contract.

**March 6** – Titans sign former Eagles DE Jevon Kearse as unrestricted free agent.

**March 12** – Titans sign former Jets WR Justin McCareins as an unrestricted free agent.

**March 27** – Veteran guard Benji Olson announces retirement after 10 NFL seasons.

**April 5** – Titans unveil new logo to celebrate team's 10th anniversary.

**April 17** – Titans hold press conference honoring retirement of former franchise QB Steve McNair.

**April 26** – Titans select East Carolina RB Chris Johnson with first pick (24th overall) in NFL Draft.

**April 26** – Titans trade CB Pacman Jones to Dallas Cowboys for fourth-round draft pick and additional considerations (resulted in 4th-round pick in 2009 from Titans to Cowboys).

**July 25** – The Titans reach a one-year contract agreement with franchised free agent defensive tackle Albert Haynesworth.

**September 7** – On the same day Titans owner K.S. "Bud" Adams, Jr. is added to the Titans/Oilers Hall of Fame, he unveils a Titans/Oilers Ring of Honor at LP Field during the season opener against Jacksonville. The initial members of the Ring of Honor include Adams, Elvin Bethea, George Blanda, Earl Campbell, Mike Holovak, Ken Houston, Mike Munchak, Jim Norton, Warren Moon and Bruce Matthews.

**September 21** – Cornerback Cortland Finnegan sets a club record with a 99-yard INT return for a TD in a win against the Houston Texans.

**September 28** – A 30-17 victory over the Minnesota Vikings at LP Field gives the Titans four consecutive wins to open the season for the first time in franchise history.

**October 19** – In a 34-10 victory at Kansas City, the Titans set a franchise rushing record with 332 rushing yards, including 168 yards by Chris Johnson and 149 yards by LenDale White.

**October 27** – At halftime of a Monday night game against the Colts at LP Field, the Titans induct Steve McNair, Eddie George and Frank Wycheck to the Titans/Oilers Hall of Fame and the Ring of Honor.

**November 2** – On a day in which the Titans win in overtime against the Green Bay Packers, the club celebrates its 100th consecutive sellout at LP Field, including every preseason, regular season and playoff game from the time the stadium opened in 1999.

**November 16** – With a 24-14 win at Jacksonville, the Titans win their 10th consecutive game to open the 2008 season and their 13th consecutive regular season game dating back to the last three regular season games of 2007.

**November 27** – At Detroit on Thanksgiving, the Titans defeat the Lions 47-10, the team's seventh-highest margin of victory of all-time and Detroit's highest margin of defeat on Thanksgiving.

**December 7** – The Titans clinch the AFC South title with a 28-9 victory over the Cleveland Browns at LP Field. It is the ninth division crown in club history.

**December 16** – Six Titans are selected to the Pro Bowl – center Kevin Mawae, left tackle Michael Roos, running back Chris Johnson, defensive tackle Albert Haynesworth, safety Chris Hope and cornerback Cortland Finnegan. Additionally, quarterback Kerry Collins and safety Michael Griffin are named to the roster at a later date as alternates.

**December 31** – The Titans defeat the Pittsburgh Steelers 31-14 to secure home-field advantage throughout the AFC Playoffs and tie the franchise record for most regular season wins (13).

### 2009

**February 1** – Nancy Adams, co-owner, vice chairman of the board and wife of K.S. "Bud" Adams, Jr., passes away in Houston at the age of 84.

**February 12** – Chuck Cecil is elevated from secondary coach to defensive coordinator, replacing Jim Schwartz, who was hired as head coach by the Detroit Lions.

**February 27** – The Titans re-sign unrestricted free agent quarterback Kerry Collins.

**April 1** – The Titans unveil a new logo to celebrate the club's 50th season, incorporating the Oilers' oil derrick logo with the fireball logo and the number 50.

**March 2** – The Titans sign unrestricted free agent wide receiver Nate Washington from the Pittsburgh Steelers.

**April 25** – The Titans select Rutgers WR Kenny Britt with the 24th overall selection in the 2009 NFL Draft, the first of 11 Titans draft choices.

**July 4** – Former Titans quarterback Steve McNair is shot and killed in Nashville.

**July 8-9** – The Titans open LP Field to the public for fans to pay their respects to Steve McNair. On July 9, a memorial service is held at Mt. Zion Baptist Church in Whites Creek, Tenn.

**July 11** – After a funeral service at Reed Green Coliseum in Hattiesburg, Miss., Steve McNair's body is laid to rest at Griffith Cemetery, approximately 20 miles from his home in Mt. Olive, Miss.

**August 3** – The Titans celebrate the 50th anniversary (Aug. 3, 1959) of K.S. "Bud" Adams, Jr.'s announcement of Houston's entry in the American Football League.

**August 6** – The Titans announce that they will wear a "9" helmet sticker during the season to honor the late Steve McNair. The sticker appears on the back of the helmet and remains in place throughout the entire 2009 season.

**August 9** – In a 21-18 Hall of Fame Game victory over the Buffalo Bills in Canton, Ohio, the Titans debut their 50th anniversary "legacy" uniforms.



*Jevon Kearse celebrates the Titans' 10-0 start in 2008.*

## HISTORICAL HIGHLIGHTS

They wear the uniforms a total of four times in 2009.

**September 10** – The Titans open the season with a 13-10 overtime loss at Pittsburgh in the NFL's Thursday night season opener.

**October 18** – The Titans suffer the worst loss in franchise history at New England, losing 59-0 in their sixth consecutive loss to open the season. After a bye the next week, they win five consecutive games and finish at 8-8, becoming the only team in NFL history to win more than six games after starting the season at 0-6.

**November 1** – At LP Field, Chris Johnson rushes for 228 yards in a victory over the Jacksonville Jaguars to set a new franchise single-game rushing record.

**November 29** – Quarterback Vince Young leads a 99-yard drive in the final minutes of a game against the Arizona Cardinals to give the Titans a 20-17 win at LP Field. Young connects with rookie wide receiver Kenny Britt on a 10-yard touchdown pass as time expires.

### 2010

**January 3** – With a 134-yard rushing performance in the season finale at Seattle, running back Chris Johnson becomes the sixth player in NFL history to reach 2,000 rushing yards in a season. Totalling 2,006 yards on 358 carries, he joined Eric Dickerson, Jamal Lewis, Barry Sanders, Terrell Davis and O.J. Simpson as the only players to accomplish the feat. He also set a new team single-season rushing record (Earl Campbell), and he became the NFL's new single-season leader in total yards from scrimmage (2,509), surpassing Marshall Faulk's former record. The Titans defeat the Seahawks 17-13.



*Johnson poses with offensive players and coaches after becoming just the sixth player in NFL history to reach 2,000 yards rushing in a season.*

**January 13** – Running back Chris Johnson is named Associated Press NFL Offensive Player of the Year.

**February 18** – The Titans' all-time leading punter, Craig Hentrich, announces his NFL retirement.

**April 22** – The Titans select Georgia Tech defensive end Derrick Morgan with the 16th overall pick in the NFL Draft.

**October 24** – The Titans open the season with a 5-2 start after defeating the Philadelphia Eagles 37-19. Wide receiver Kenny Britt amasses the fifth-most receiving yards in franchise history with 225 yards on a career-high seven receptions with three touchdowns.

**November 21** – Marc Mariani returns a punt 87 yards for a touchdown against Washington becoming just the second Titans/Oilers player to record a punt return and a kickoff return for touchdowns in the same regular season.

### 2011

**January 21** – The Titans release defensive coordinator Chuck Cecil of his duties.

**January 28** – The Titans and head coach Jeff Fisher agree to part ways.

**February 7** – The Titans name Mike Munchak the 16th head coach in franchise history.

**February 8** – The Titans release offensive coordinator Mike Heimerdinger of his duties.

**February 12** – The Titans hire Jerry Gray as defensive coordinator.

**February 15** – The Titans hire Chris Palmer as offensive coordinator.

**March 4** – The Collective Bargaining Agreement between the NFL and the Players Association expires.

**March 11** – NFL players are locked out of team facilities due to the collective bargaining stalemate between the clubs and NFL Players Association.

**April 28** – The Titans select Washington quarterback Jake Locker with the eighth overall pick in the NFL Draft.

**July 25** – The lockout ends after a new CBA is reached.

**July 28** – The Titans terminate quarterback Vince Young's contract.

**July 29** – On the day players report to training camp, the Titans sign unrestricted free agent quarterback Matt Hasselbeck. In total, within a week of the lockout ending, the Titans sign contracts with nine draft choices, 14 rookie free agents, three restricted free agents and eight unrestricted free agents.

**September 1** – The Titans and Chris Johnson agree to terms on a new, multi-year contract, ending the running back's holdout.

**September 18** – Mike Munchak notches his first victory as a head coach as the Titans defeat the Baltimore Ravens 26-13 at LP Field.

**October 19** – The Titans and Nashville Mayor Karl Dean announce proposed renovation plans for LP Field, including much larger and sharper video screens, a greatly enhanced sound system, elevators to provide service for upper deck seat holders, and general improvements to LP Field infrastructure. The team announces that the improvements would not require new revenues, but instead will be covered by user fees already being collected.

**December 7** – Metro Council approves a bond issuance of up to \$28 million to finance renovations at LP Field.

### 2012

**January 1** – With a 23-22 victory in the season finale at Houston, the franchise records its 400th all-time win in the regular season and playoffs, all under the ownership of K.S. "Bud" Adams, Jr. In the victory, Matt Hasselbeck eclipses 3,500 passing yards on the season and Nate Washington reaches the 1,000-yard receiving mark. Additionally, Chris Johnson records 1,000 rushing yards for the fourth consecutive season.

**January 18** – The Titans elevate Mike Reinfeldt to senior executive vice president/chief operating officer and Ruston Webster to executive vice president/general manager. Lake Dawson is promoted to vice president of player personnel.

**February 4** – Titans Owner K.S. "Bud" Adams, Jr. is named the first winner of the NFL's Salute To Service Award. Adams is recognized at the NFL Honors event for his outstanding efforts in supporting U.S. service members and veterans.

**March 5** – The Titans use the franchise tag on safety Michael Griffin, who was scheduled to become an unrestricted free agent on March 13.

**April 26** – The Titans select Baylor wide receiver Kendall Wright with the 20th overall pick in the 2012 NFL Draft.

**June 19** – The Titans reach an agreement with franchise player Michael Griffin on a long-term contract.

**July 30** – Wide receiver O.J. Murdock is found dead in Tampa, Fla., of a self-inflicted wound.

**August 3** – Former Titans linebacker Keith Bulluck announces his retirement from the NFL during a press conference at Baptist Sports Park.

**September 9** – Quarterback Jake Locker records his first career NFL start, as the Titans fall to the Patriots 34-13 in the season opener.

**September 23** – In a 44-41 overtime victory over the Detroit Lions, the Titans become the first team in NFL history to score five touchdowns of 60 yards or longer in a game, reaching the end zone on a punt return by Tommie Campbell, a kickoff return by Darius Reynaud, a fumble return by Alterraun Verner and touchdown receptions by Jared Cook and Nate Washington. Locker passes for 378 yards in his first career win as a starter.

**November 26** – The Titans dismiss offensive coordinator Chris Palmer and name quarterbacks coach Dowell Loggains as the new offensive coordinator.

**December 17** – In a 14-10 victory over the New York Jets on *Monday Night Football*, Chris Johnson sets a franchise record with a 94-yard touchdown run.

## HISTORICAL HIGHLIGHTS

**December 30** – The Titans defeat the Jacksonville Jaguars 38-20 and become the first team in NFL history with two punt return touchdowns (both by Darius Reynaud) and two interception return touchdowns (both by Zach Brown) in the same game. They also become only the second team in NFL history with four total return touchdowns in a game.

**December 31** – Mike Reinfeldt is dismissed as senior executive vice president/chief operating officer.

### 2013

**February 2** – Former Oilers defensive tackle Curley Culp is selected for enshrinement in the Pro Football Hall of Fame.

**February 7** – The Titans add Gregg Williams to the coaching staff as senior assistant/defense.

**March 14** – The Titans sign tight end Delanie Walker as an unrestricted free agent from the San Francisco 49ers.

**April 1** – Former Oilers head coach Jack Pardee passes away.

**April 25** – The Titans select Alabama guard Chance Warmack with the 10th overall pick in the 2013 NFL Draft.

**July 11** – Titans team headquarters is renamed Saint Thomas Sports Park after Saint Thomas Hospital announces it is renaming its Baptist Hospital properties.

**October 18** – Former Oilers head coach Bum Phillips passes away.

**October 21** – At his home in Houston, Titans Founder, Owner, Chariman of the Board, President and CEO K.S. "Bud" Adams, Jr. passes away from natural causes at the age of 90. Called a "pioneer and innovator" by NFL Commissioner Roger Goodell upon his death, Adams was in his 54th year leading the organization.

**October 28** – K.S. "Bud" Adams, Jr. is entombed at Forest Park Westheimer Cemetery in Houston.

**October 29** – The Titans announce Tommy Smith will be team president and chief executive officer; Susie Adams Smith and Amy Adams Hunt will serve as co-chairpersons; and Kenneth Adams IV will join the Titans board as a director.

### 2014

**January 4** – The Titans and head coach Mike Munchak agree to part ways.

**January 13** – San Diego Chargers offensive coordinator and former Arizona Cardinals head coach Ken Whisenhunt is hired as the 17th head coach in Titans/Oilers history.

**April 4** – The Titans release running back Chris Johnson.

**May 8** – The Titans select Michigan tackle Taylor Lewan with the 11th overall pick in the 2014 NFL Draft.

### 2015

**March 20** – President and CEO Tommy Smith announces he is retiring from that role. The Titans begin the search process for a new team CEO/president and install Steve Underwood as interim president.

**April 30** – The Titans select Oregon quarterback Marcus Mariota with the second overall pick in the 2015 NFL Draft.

**June 25** – The Titans and Nissan announce a 20-year agreement to rename the team's home venue Nissan Stadium.

**September 1** – Following a bout with cancer, 85-year-old Titans scout C.O. Brocato dies. Brocato spent 40 years with the organization after joining the club in 1975.

**September 13** – Quarterback Marcus Mariota makes his regular season debut, completing 13 of 15 passes for 209 yards with four touchdowns and no interceptions (158.3 passer rating). He becomes the second rookie in NFL history to throw four touchdown passes in a season opener, joining Fran Tarkenton (1961).

**November 3** – The Titans relieve head coach Ken Whisenhunt of his duties and name assistant head coach/tight ends Mike Mularkey as interim head coach for the remainder of the season.

### 2016

**January 4** – The Titans relieve general manager Ruston Webster of his duties. Steve Underwood is named as the team's president and chief executive officer on a permanent basis, with the interim tag removed from

his title.

**January 14** – The Titans hire Tampa Bay Buccaneers director of player personnel Jon Robinson as general manager.

**January 16** – Mike Mularkey is named as the 18th head coach in franchise history, taking over the role after serving the final nine games of 2015 as the interim head coach.

**April 14** – Two weeks prior to the 2016 NFL Draft, the Titans trade the first overall pick to the Los Angeles Rams. The Titans also deal a fourth-round pick and a sixth-round pick in the deal. In exchange, the Titans receive a first-round pick (15th overall), a pair of second-round picks and a third-round pick in 2016, plus the Rams' 2017 first- and third-rounders.

**December 20** – Running back DeMarco Murray, tight end Delanie Walker, tackle Taylor Lewan, outside linebacker Brian Orakpo and defensive tackle Jurrell Casey are named to the Pro Bowl, giving the Titans five or more Pro Bowl selections for the first time since 2008.

### 2017

**January 5** – Jon Robinson is promoted to executive vice president/general manager.

**April 27** – The Titans select wide receiver Corey Davis (fifth overall) and cornerback Adoree' Jackson (18th overall) in the first round of the 2017 NFL Draft, marking the first time the team makes two picks in the first round since 1987.

**December 19** – Defensive tackle Jurrell Casey, punter Brett Kern and tackle Taylor Lewan are named to the Pro Bowl. Safety Kevin Byard, special teamer Brynden Trawick and tight end Delanie Walker are later named to the squad, giving the Titans five or more Pro Bowl selections in consecutive seasons.

**December 31** – The Titans clinch their 22nd playoff berth in franchise history with a 15-10 victory over the Jacksonville Jaguars in the regular season finale at Nissan Stadium.

### 2018

**January 6** – The Titans open the NFL postseason with a 22-21 win over the Kansas City Chiefs at Arrowhead Stadium, giving the franchise its first postseason win since Jan. 3, 2004. After the Titans trailed 21-3 at the start of the second half, their victory tied for the second-largest comeback by a road team in NFL playoff history.

**January 15** – The Titans and head coach Mike Mularkey agree to part ways.

**January 20** – Houston Texans defensive coordinator Mike Vrabel is hired as the 19th head coach in Titans/Oilers history.

**February 3** – Former Oilers outside linebacker Robert Brazile is elected to the Pro Football Hall of Fame (inducted Aug. 4, 2018).

**April 4** – In downtown Nashville, the Titans unveil new uniforms in front of an estimated audience of 15,000-20,000 fans. The event marked the first significant uniform alterations for the club since 1999.



**April 26** – The Titans select Alabama linebacker Rashaan Evans with the 22nd overall pick in the 2018 NFL Draft.

**May 23** – In Atlanta at the annual Spring League Meeting, the NFL

## HISTORICAL HIGHLIGHTS

announces that the 2019 NFL Draft will take place in Nashville.

**September 9** – The Titans and Dolphins open the 2018 season with a seven-hour, 10-minute contest, the longest NFL game since the 1970 merger. The game features two separate lightning delays that totaled three hours and 59 minutes.

**October 21** – The Titans travel to London to face the Los Angeles Chargers at Wembley Stadium. The contest marks the franchise's first regular season game at an overseas location.

**December 6** – Running back Derrick Henry sets a franchise record with 238 rushing yards and ties a franchise mark with four rushing touchdowns, including an NFL-record-tying 99-yard rushing score against Jacksonville.

**December 20** – Defensive tackle Jurrell Casey, punter Brett Kern and tackle Taylor Lewan are named to the Pro Bowl.

### 2019

**February 2** – Former Titans center Kevin Mawae is elected to the Pro Football Hall of Fame (inducted Aug. 3, 2019).

**April 25-27** – The 2019 NFL Draft is held in downtown Nashville. Nashville shatters a draft record with more than 600,000 fans attending during the three-day event and sets another draft record with more than 47.5 million television viewers. For the city of Nashville, the event generated a record \$133 million in direct spending, a 79 percent increase over the previous draft in Dallas (\$74 million). The economic impact was another record-breaker at \$224 million, also a 79 percent increase over the \$125 million in 2018.



**April 25** – The Titans select Mississippi State defensive lineman Jeffery Simmons with the 19th overall pick in the first round of the 2019 NFL Draft.

**June 12** – Titans controlling owner Amy Adams Strunk announces that the franchise will retire Steve McNair's No. 9 jersey and Eddie George's No. 27 jersey.

**July 30** – Titans controlling owner Amy Adams Strunk announces \$450,000 in grant funding to 10 local non-profit organizations in the spaces of education, African American history and culture, social justice, diversionary and re-entry programs, immigrant outreach and domestic violence and sexual assault. The National Museum of African American Music and the NAACP Freedom Fund each receive \$100,000 grants.

**September 15** – During a halftime ceremony in a game against the Indianapolis Colts, the Titans retire Steve McNair's No. 9 jersey and Eddie George's No. 27 jersey.

**November 13** – The Titans announce plans to begin a 60,000-square-foot expansion of Saint Thomas Sports Park, nearly doubling the footprint of the team's headquarters in Nashville.

**December 13** – The Titans hold a groundbreaking ceremony for the expansion of Saint Thomas Sports Park. Controlling owner Amy Adams Strunk is joined by Tennessee Governor Bill Lee and U.S. Senators Lamar Alexander and Marsha Blackburn.

**December 29** – The Titans conclude the 2019 season with a 35-14 victory at Houston. They finish the regular season 9-7 and clinch a wild card playoff berth. Derrick Henry rushes for 211 yards (fifth-most in franchise history) and three touchdowns, and in the process, he captures the 2019 NFL rushing title with 1,540 rushing yards. A.J. Brown's 124 yards in the game make him the franchise's third 1,000-yard rookie receiver (Bill Groman and Ernest Givins).

### 2020

**January 4** – The Titans defeat the New England Patriots 20-13 in a wild card game. Derrick Henry rushes for 182 yards to set a new franchise postseason record.



**January 11** – The Titans defeat the Baltimore Ravens 28-12 in a divisional playoff game. Derrick Henry rushes for 195 yards to establish a franchise postseason record for the second consecutive week.

**January 19** – The Titans play at Kansas City in their first AFC Championship Game since Jan. 19, 2003. Their playoff run comes to an end with a 35-24 loss to the Chiefs.

**March 4** – The Titans Foundation and controlling owner Amy Adams Strunk announce a donation of \$1 million to The Community Foundation of Middle Tennessee following the devastation of an EF-3 tornado that swept through the region on the night of March 2-3. The NFL Foundation also contributes \$250,000. On March 6, Titans players and staff members volunteer with the cleanup and relief effort in Nashville.

**March 15** – A new collective bargaining between the NFL and NFL Players Association is ratified. The agreement runs through the 2030 season.

**March 15** – The Titans announce a multi-year contract extension with quarterback Ryan Tannehill.

**March 16** – The NFL announces the postponement of all in-person offseason programs in response to the coronavirus pandemic. Teams are later given the option of conducting virtual offseason programs but are prohibited from gathering at team facilities for the duration of the offseason.

**March 16** – The Titans place the franchise tag on running back Derrick Henry.

**April 23** – The Titans select Georgia tackle Isaiah Wilson with the 29th overall pick in the 2020 NFL Draft. The draft is held in a virtual setting with all team personnel and draftees at their own homes due to the COVID-19 pandemic.

**May 8** – The Titans elevate Burke Nihill to team president/CEO after Steve Underwood announces his retirement from a full-time role.

**June 11** – Titans controlling owner Amy Adams Strunk adds her voice and the voice of the organization to support the peaceful protests calling for equality and denouncing racism in the wake of the death of George Floyd. "Hearts, minds and institutions need to change throughout our country," she says. "Those who face racism need to be heard, and more importantly, understood by those who haven't listened before ... Hearing our players and coaches speak over the last two weeks has been constructive to this vital discussion. I support our players using peaceful protests and their platforms to advance us as a nation. I would encourage those who haven't thought about these issues before to understand the pain, anger and frustration of the black community. Black lives matter. We should all agree on that."

## SITUATIONAL REGULAR SEASON WIN-LOSS RECORD

### VS. AFC TEAMS

Total: 351-382-5  
Home: 209-161-1  
Away: 142-221-4

### VS. AFC SOUTH TEAMS

Total: 55-59-0  
Home: 30-27-0  
Away: 25-32-0

### VS. AFC NORTH/CENTRAL TEAMS

Total: 121-131-1  
Home: 65-61-1  
Away: 56-70-0

### VS. AFC EAST TEAMS

Total: 91-87-2  
Home: 54-32-0  
Away: 37-55-2

### VS. AFC WEST TEAMS

Total: 86-105-2  
Home: 58-42-0  
Away: 28-63-2

### VS. NFC TEAMS

Total: 98-94-1  
Home: 51-46-1  
Away: 47-48-0

### VS. NFC SOUTH TEAMS

Total: 13-7-0  
Home: 6-4-0  
Away: 7-3-0

### VS. NFC NORTH/CENTRAL TEAMS

Total: 35-25-0  
Home: 20-11-0  
Away: 15-14-0

### VS. NFC EAST TEAMS

Total: 28-31-0  
Home: 13-16-0  
Away: 15-15-0

### VS. NFC WEST TEAMS

Total: 22-31-1  
Home: 12-15-1  
Away: 10-16-0

### MONDAY NIGHT FOOTBALL

Total: 24-18-0  
Home: 14-9-0  
Away: 10-9-0

### WEEK AFTER MNF

Total: 20-22-0  
Home: 14-8-0  
Away: 6-14-0

### SUNDAY NIGHT FOOTBALL

Total: 11-11-0 (ESPN 8-6; TNT 2-2; NBC 1-3)  
Home: 8-5-0  
Away: 3-6-0

### TUESDAY NIGHT FOOTBALL

Total: 1-0-0 (CBS 1-0)  
Home: 1-0-0  
Away: 0-0-0

### THURSDAY NIGHT FOOTBALL

Total: 6-10-0 (ABC 2-0; ESPN 1-1; TNT 0-1; NBC 0-2\*; NFLN 3-7\*^; FOX 1-0^; Amazon 1-1^)  
Home: 5-4-0  
Away: 0-6-0  
\*11/16/17 at Pittsburgh was broadcasted on both NBC and NFLN.  
^12/6/18 vs. Jacksonville and 11/12/20 vs. Indianapolis were broadcasted on NFLN, FOX and Amazon.

### FRIDAY NIGHT FOOTBALL

Total: 0-1-0 (NFLN 0-1)  
Home: 0-1-0  
Away: 0-0-0

### SATURDAY NIGHT FOOTBALL

Total: 2-2-0 (ABC 1-0, ESPN 0-2, FOX/NFLN 1-0)  
Home: 1-2-0  
Away 1-0-0

### OVERTIME

Total: 20-21-0  
Home: 13-11-0  
Away 7-10-0

### SEASON OPENERS

Total: 31-29-0  
Home: 15-12-0  
Away: 16-17-0

### LONDON GAMES SERIES

Total: 0-1-0  
Home: 0-0-0  
Away: 0-1-0

### DOMES

Total: 141-142-2  
Astrodome (Houston): 113-103-2  
AT&T Stadium (Dallas): 2-0-0  
Edward Jones Dome (St. Louis): 0-1-0  
Ford Field (Detroit): 2-0-0  
Georgia Dome (Atlanta): 2-1-0  
Kingdome (Seattle): 1-6-0  
Lucas Oil Stadium (closed) (Indianapolis): 2-9-0  
Mercedes-Benz Stadium (closed) (Atlanta): 1-0-0  
Metrodome (Minneapolis): 1-6-0  
NRG Stadium (closed) (Houston): 6-6-0  
RCA Dome (Indianapolis): 4-7-0  
Silverdome (Detroit): 2-1-0  
Superdome (New Orleans): 6-2-0  
U.S. Bank Stadium (Minnesota): 1-0

## HOTTEST/COLDEST GAMES

### SIX HOTTEST GAMES

DATE	OPPONENT	SCORE	WEATHER
9/11/83	at L.A. Raiders	6-20 (L)	96°, clear
9/9/90	at Atlanta	27-47 (L)	94°, partly cloudy
10/7/62	BUFFALO	17-14 (W)	93°, showers
9/14/65	N.Y. JETS	27-21 (W)	93°, sunny
9/15/19	INDIANAPOLIS	17-19 (L)	93°, sunny
10/6/63	at Kansas City	7-28 (L)	92°, sunny

### 14 COLDEST GAMES

DATE	OPPONENT	SCORE	WEATHER
12/18/16	at Kansas City	19-17 (W)	1°, clear (-9° wind chill)
*1/10/04	at New England	14-17 (L)	4°, clear (-10° wind chill)
12/11/77	at Cleveland	19-15 (W)	7°, clear (-7° wind chill)
12/17/89	at Cincinnati	7-61 (L)	9°, overcast (0° wind chill)
*1/19/20	at Kansas City	24-35 (L)	17°, sunny (5° wind chill)
12/8/13	at Denver	28-51 (L)	18°, clear (11° wind chill)
12/26/10	at Kansas City	14-34 (L)	19°, cloudy (10° wind chill)
12/17/00	at Cleveland	24-0 (W)	20°, snow (-10° wind chill)
12/14/80	at Green Bay	22-3 (W)	20°, clear (9° wind chill)
*1/6/80	at Pittsburgh	13-27 (L)	22°, part. cloudy (12° wind chill)
12/15/85	at Cleveland	21-28 (L)	22°, overcast (-7° wind chill)
12/18/88	at Cleveland	23-28 (L)	22°, overcast (0° wind chill)
12/16/07	at Kansas City	26-17 (W)	22°, clear (14° wind chill)
12/31/17	vs. Jacksonville	15-10 (W)	23°, clear. (16° wind chill)

\* Playoff game



**ALL-TIME OFFENSIVE YARDS AND RANKINGS**

<b>Year</b>	<b>Total Plays</b>	<b>First Downs</b>	<b>Rush Yards (Rank)</b>	<b>Net Pass Yards (Rank)</b>	<b>Total Yards (Rank)</b>	<b>Total Points</b>
1960	930	262	1,565 (3)	3,371 (1)	4,936 (1)	379
1961	964	293	1,896 (2)	4,392 (1)	6,288 (1)	513
1962	943	266	1,742 (4)	3,229 (2)	4,971 (2)	387
1963	870	254	1,210 (7)	3,222 (1)	4,432 (4)	302
1964	942	284	1,347 (7)	3,527 (2)	4,874 (4)	310
1965	905	227	1,178 (7)	2,813 (2)	3,991 (5)	298
1966	926	246	1,515 (5)	2,897 (4)	4,412 (7)	335
1967	828	207	2,122 (1)	1,381 (9)	3,503 (8)	258
1968	905	240	1,804 (4)	2,548 (4)	4,352 (5)	303
1969	965	256	1,706 (5)	2,825 (2)	4,531 (4)	278
1970	922	232	1,556 (19)	2,506 (7)	4,062 (10)	217
1971	815	201	1,106 (26)	2,409 (6)	3,515 (22)	251
1972	817	183	1,518 (23)	1,673 (23)	3,191 (26)	164
1973	840	193	1,388 (26)	1,919 (16)	3,307 (24)	199
1974	817	200	1,361 (26)	1,977 (20)	3,338 (24)	236
1975	900	234	2,068 (12)	1,869 (23)	3,937 (19)	293
1976	878	199	1,498 (27)	2,072 (15)	3,570 (24)	222
1977	879	228	1,989 (14)	1,875 (17)	3,864 (18)	299
1978	993	276	2,476 (6)	2,338 (18)	4,814 (16)	283
1979	1,034	268	2,571 (4)	2,256 (25)	4,827 (22)	362
1980	1,063	329	2,635 (2)	3,007 (17)	5,642 (4)	295
1981	947	241	1,734 (23)	2,777 (23)	4,511 (27)	281
1982	551	138	799 (26)	1,574 (19)	2,373 (28)	136
1983	1,033	295	1,998 (18)	2,902 (23)	4,900 (24)	288
1984	969	284	1,656 (23)	3,228 (17)	4,884 (23)	240
1985	998	270	1,570 (25)	3,082 (19)	4,652 (24)	284
1986	1,089	299	1,700 (19)	3,449 (13)	5,149 (16)	274
1987	998	294	1,923 (14)	3,300 (7)	5,223 (8)	345
1988	1,010	308	2,249 (4t)	2,956 (22)	5,205 (14)	424
1989	1,028	327	1,928 (12)	3,499 (10)	5,427 (9)	365
1990	1,006	376	1,417 (24)	4,805 (1)	6,222 (1)	405
1991	1,022	353	1,366 (23)	4,621 (1)	5,987 (2)	386
1992	958	339	1,626 (18)	4,029 (1)	5,655 (3)	352
1993	1,066	330	1,792 (12)	3,866 (3)	5,658 (3)	368
1994	1,036	278	1,682 (12)	2,799 (25)	4,481 (26)	226
1995	1,046	295	1,664 (18)	3,241 (19)	4,905 (23)	348
1996	972	287	1,950 (6)	3,098 (21)	5,048 (18)	345
1997	993	288	2,414 (3)	2,505 (29)	4,919 (18)	333
1998	1,016	308	1,970 (9)	3,291 (15)	5,261 (9)	330
1999	1,011	294	1,811 (13)	3,479 (13t)	5,290 (13)	392
2000	1,036	299	2,084 (7)	3,266 (16)	5,350 (14)	346
2001	1,026	288	1,794 (12)	3,558 (8t)	5,352 (8)	336
2002	1,032	312	1,952 (11)	3,320 (20)	5,272 (17)	367
2003	1,013	310	1,623 (26)	3,878 (5)	5,501 (8)	435
2004	1,053	308	1,871 (14)	3,616 (10)	5,487 (11)	344
2005	1,022	279	1,525 (23)	3,597 (9)	5,122 (17)	299
2006	945	261	2,214 (5)	2,596 (30)	4,810 (27)	324
2007	1,037	306	2,109 (5)	2,878 (27)	4,987 (21)	301
2008	973	268	2,199 (7)	2,819 (27)	5,018 (21)	375
2009	990	288	2,592 (2)	3,031 (23)	5,623 (12)	354
2010	907	252	1,727 (17)	3,107 (25)	4,834 (27)	356
2011	984	281	1,438 (31)	3,923 (12)	5,361 (17)	325
2012	957	260	1,687 (21)	3,323 (22)	5,010 (26)	330
2013	1,032	311	1,894 (14)	3,496 (21)	5,390 (22)	362
2014	919	258	1,447 (26)	3,412 (22)	4,859 (29)	254
2015	976	298	1,485 (25)	3,503 (25t)	4,988 (30)	299
2016	1,008	322	2,187 (3)	3,541 (25)	5,728 (11)	381
2017	974	290	1,833 (15)	3,191 (23)	5,024 (23)	334
2018	938	289	2,023 (7)	2,975 (29)	4,998 (25)	310
2019	949	317	2,223 (3)	3,582 (21)	5,805 (12)	402
2020	1,031	381	2,690 (2)	3,653 (23)	6,343 (2t)	491

**ALL-TIME DEFENSIVE YARDS AND RANKINGS**

<b>Year</b>	<b>Total Plays</b>	<b>First Downs</b>	<b>Rush Yards (Rank)</b>	<b>Net Pass Yards (Rank)</b>	<b>Total Yards (Rank)</b>	<b>Total Points</b>
1960	995	282	1,027 (2)	3,874 (8)	4,901 (6)	285
1961	899	235	1,634 (6)	2,391 (2)	4,025 (2)	242
1962	880	217	1,569 (3)	2,561 (2)	4,130 (2)	270
1963	873	256	1,710 (7)	2,606 (3)	4,316 (6)	372
1964	896	267	1,961 (7)	3,280 (6)	5,241 (8)	355
1965	946	271	2,683 (8)	2,470 (2)	5,153 (8)	429
1966	881	244	1,833 (7)	3,162 (8)	4,995 (9)	396
1967	910	233	1,637 (7)	2,418 (3)	4,055 (4)	199
1968	854	198	1,704 (4)	1,671 (1)	3,375 (1)	248
1969	833	183	1,556 (5)	2,217 (2)	3,773 (2)	279
1970	840	227	1,793 (17)	2,605 (24)	4,398 (25)	352
1971	880	237	1,723 (11)	2,072 (10)	3,795 (9)	330
1972	894	263	2,591 (25)	2,143 (11)	4,734 (23)	380
1973	929	274	2,410 (23)	2,237 (20)	4,647 (24)	447
1974	919	268	2,050 (19)	2,375 (20)	4,425 (22)	282
1975	952	264	1,680 (3)	2,457 (17)	4,137 (11)	226
1976	935	226	2,072 (16)	1,915 (8)	3,987 (10)	273
1977	933	247	1,815 (10)	2,142 (20)	3,957 (14)	230
1978	1,021	292	2,072 (9)	2,842 (24)	4,914 (17t)	298
1979	1,038	304	2,225 (17)	2,765 (14)	4,990 (13)	331
1980	932	259	1,811 (8)	2,801 (4)	4,612 (5)	251
1981	1,084	325	2,411 (24)	3,315 (17)	5,726 (24)	355
1982	613	187	1,225 (23)	2,213 (25)	3,438 (28)	245
1983	1,031	332	2,787 (28)	2,845 (4)	5,632 (22)	460
1984	1,075	345	2,789 (28)	3,179 (11)	5,968 (27)	437
1985	1,091	356	2,814 (28)	3,341 (18)	6,155 (27)	412
1986	1,054	285	2,035 (20)	2,999 (8)	5,034 (13)	329
1987	976	287	1,848 (17)	3,145 (17)	4,993 (17)	349
1988	985	304	1,592 (4)	3,266 (13)	4,858 (8)	365
1989	940	314	1,669 (9)	3,542 (17)	5,211 (13)	412
1990	890	279	1,575 (8)	3,060 (14)	4,635 (11)	307
1991	984	280	1,540 (6)	3,208 (14)	4,748 (9)	251
1992	907	254	1,634 (9)	2,577 (3)	4,211 (3)	258
1993	1,003	289	1,273 (1)	3,601 (23)	4,874 (14)	238
1994	971	275	2,120 (28)	2,795 (2)	4,915 (9)	352
1995	983	267	1,526 (8)	3,125 (3)	4,651 (5)	324
1996	956	271	1,385 (2)	3,225 (13)	4,610 (6)	319
1997	992	292	1,573 (4)	3,658 (27)	5,231 (22)	310
1998	955	279	1,610 (9t)	3,511 (20)	5,121 (16)	320
1999	994	300	1,550 (10)	3,695 (25)	5,245 (17)	324
2000	908	215	1,390 (3)	2,423 (1)	3,813 (1)	191
2001	996	300	1,431 (5)	4,084 (31)	5,515 (25)	388
2002	974	297	1,424 (2)	3,540 (25)	4,964 (10)	324
2003	926	275	1,295 (1)	3,606 (30)	4,901 (12)	324
2004	977	318	1,917 (18)	3,807 (26)	5,724 (27)	439
2005	960	294	1,894 (22)	3,216 (17)	5,110 (19)	421
2006	1,062	329	2,313 (30)	3,602 (27)	5,915 (32)	400
2007	978	268	1,478 (5)	3,187 (10)	4,665 (5)	297
2008	1,022	276	1,502 (6)	3,196 (9)	4,698 (7)	234
2009	1,038	323	1,711 (10t)	4,139 (31)	5,850 (28)	402
2010	1,139	356	1,851 (20)	4,032 (29)	5,883 (26)	339
2011	1,080	324	2,053 (24)	3,629 (14)	5,682 (T-18)	317
2012	1,086	358	2,035 (24)	3,964 (26)	5,999 (27)	471
2013	1,027	329	1,795 (20)	3,612 (11)	5,407 (14)	381
2014	1,099	357	2,195 (31)	3,773 (15)	5,968 (27)	438
2015	1,003	317	1,797 (18)	3,678 (7)	5,475 (12)	423
2016	1,031	324	1,413 (2)	4,307 (30)	5,720 (20)	378
2017	1,046	323	1,420 (4)	3,828 (25)	5,248 (13)	356
2018	1,001	298	1,863 (18)	3,471 (6)	5,334 (8)	303
2019	1,056	335	1,672 (12)	4,080 (24)	5,752 (21)	331
2020	1,076	391	1,933 (19)	4,439 (29)	6,372 (28)	439



TENNESSEE  
**TITANS**

**PLAYOFF HISTORY  
AND RECORDS**

## FRANCHISE PLAYOFF GAME HISTORY

SEASON/DATE	DAY	ROUND	OPPONENT	SITE	RESULT	SCORE	
						TITANS	OPP.
<b>1960 (10-4 regular season, 6-1 home, 4-3 road, First Place AFL East, Head Coach -- Lou Rymkus)</b>							
01/01/61	Sunday	AFL Championship	LA CHARGERS	Houston (Jeppesen Stadium)	W	24	16
<b>1961 (10-3-1 regular season, 6-1 home, 4-2-1 road, First Place AFL East, Head Coaches -- 5 games Lou Rymkus, 9 games Wally Lemm)</b>							
12/24/61	Sunday	AFL Championship	at San Diego	San Diego (Balboa Stadium)	W	10	3
<b>1962 (11-3 regular season, 6-1 home, 4-2 road, First Place AFL East, Head Coach -- Frank "Pop" Ivy)</b>							
12/23/62	Sunday	AFL Championship	DALLAS TEXANS	Houston (Jeppesen Stadium)	L (2 OT)	17	20
<b>1967 (9-4-1 regular season, 5-2 home, 4-2-1 road, First Place AFL East, Head Coach -- Wally Lemm)</b>							
12/31/67	Sunday	AFL Championship	at Oakland	Oakland (Alameda County Coliseum)	L	7	40
<b>1969 (6-6-2 regular season, 4-2-1 home, 2-4-1 road, Second Place AFL East, Head Coach -- Wally Lemm)</b>							
12/21/69	Sunday	AFL Divisional	at Oakland	Oakland (Alameda County Coliseum)	L	7	56
<b>1978 (10-6 regular season, 5-3 home, 5-3 road, Second Place AFC Central, Head Coach -- O.A. "Bum" Phillips)</b>							
12/24/78	Sunday	Wild Card	at Miami	Miami (Orange Bowl)	W	17	9
12/31/78	Sunday	Divisional	at New England	New England (Schaefer Stadium)	W	31	14
01/07/79	Sunday	Conference	at Pittsburgh	Pittsburgh (Three Rivers Stadium)	L	5	34
<b>1979 (11-5 regular season, 6-2 home, 5-3 road, Second Place AFC Central, Head Coach -- O.A. "Bum" Phillips)</b>							
12/23/79	Sunday	Wild Card	DENVER	Houston (Astrodome)	W	13	7
12/29/79	Saturday	Divisional	at San Diego	San Diego (San Diego Stadium)	W	17	14
01/06/80	Sunday	Conference	at Pittsburgh	Pittsburgh (Three Rivers Stadium)	L	13	27
<b>1980 (11-5 regular season, 6-2 home, 5-3 road, Tied First Place AFC Central, Head Coach -- O.A. "Bum" Phillips)</b>							
12/28/80	Sunday	Wild Card	at Oakland	Oakland (Alameda County Coliseum)	L	7	27
<b>1987 (9-6 regular season, 5-2 home, 4-4 road, Second Place AFC Central, Head Coach -- Jerry Glanville)</b>							
01/03/88	Sunday	Wild Card	SEATTLE	Houston (Astrodome)	W (OT)	23	20
01/10/88	Sunday	Divisional	at Denver	Denver (Mile High Stadium)	L	10	34
<b>1988 (10-6 regular season, 7-1 home, 3-5 road, Tied Second Place AFC Central, Head Coach -- Jerry Glanville)</b>							
12/24/88	Saturday	Wild Card	at Cleveland	Cleveland (Cleveland Stadium)	W	24	23
01/01/89	Sunday	Divisional	at Buffalo	Buffalo (Rich Stadium)	L	10	17
<b>1989 (9-7 regular season, 6-2 home, 3-5 road, Tied Second Place AFC Central, Head Coach -- Jerry Glanville)</b>							
12/31/89	Sunday	Wild Card	PITTSBURGH	Houston (Astrodome)	L (OT)	23	26
<b>1990 (9-7 regular season, 6-2 home, 3-5 road, Tied First Place AFC Central, Head Coach -- Jack Pardee)</b>							
01/06/91	Sunday	Wild Card	at Cincinnati	Cincinnati (Riverfront Stadium)	L	14	41
<b>1991 (11-5 regular season, 7-1 home, 4-4 road, First Place AFC Central, Head Coach -- Jack Pardee)</b>							
12/29/91	Sunday	Wild Card	NY JETS	Houston (Astrodome)	W	17	10
01/04/92	Saturday	Divisional	at Denver	Denver (Mile High Stadium)	L	24	26
<b>1992 (10-6 regular season, 5-3 home, 5-3 road, Second Place AFC Central, Head Coach -- Jack Pardee)</b>							
01/03/93	Sunday	Wild Card	at Buffalo	Buffalo (Rich Stadium)	L (OT)	38	41
<b>1993 (12-4 regular season, 7-1 home, 5-3 road, First Place AFC Central, Head Coach -- Jack Pardee)</b>							
01/16/94	Sunday	Divisional	KANSAS CITY	Houston (Astrodome)	L	20	28
<b>1999 (13-3 regular season, 8-0 home, 5-3 road, Second Place AFC Central, Head Coach -- Jeff Fisher)</b>							
01/08/00	Saturday	Wild Card	BUFFALO	Tennessee (LP Field)	W	22	16
01/16/00	Sunday	Divisional	at Indianapolis	Indianapolis (RCA Dome)	W	19	16
01/23/00	Sunday	Conference	at Jacksonville	Jacksonville (Alltel Stadium)	W	33	14
01/30/00	Sunday	Super Bowl XXXIV	ST. LOUIS	Atlanta (Georgia Dome)	L	16	23
<b>2000 (13-3 regular season, 7-1 home, 6-2 road, First Place AFC Central, Head Coach -- Jeff Fisher)</b>							
01/07/01	Sunday	Divisional	BALTIMORE	Tennessee (LP Field)	L	10	24
<b>2002 (11-5 regular season, 6-2 home, 5-3 road, First Place AFC South, Head Coach -- Jeff Fisher)</b>							
01/11/03	Saturday	Divisional	PITTSBURGH	Tennessee (LP Field)	W (OT)	34	31
01/19/03	Sunday	Conference	at Oakland	Oakland (Network Associates Coliseum)	L	24	41
<b>2003 (12-4 regular season, 7-1 home, 5-3 road, Second Place AFC South, Head Coach -- Jeff Fisher)</b>							
01/03/04	Saturday	Wild Card	at Baltimore	Baltimore (M&T Bank Stadium)	W	20	17
01/10/04	Saturday	Divisional	at New England	New England (Gillette Stadium)	L	14	17
<b>2007 (10-6 regular season, 5-3 home, 5-3 road, Third Place AFC South, Head Coach -- Jeff Fisher)</b>							
01/06/08	Sunday	Wild Card	at San Diego	San Diego (Qualcomm Stadium)	L	6	17
<b>2008 (13-3 regular season, 7-1 home, 6-2 road, First Place AFC South, Head Coach -- Jeff Fisher)</b>							
01/10/09	Saturday	Divisional	BALTIMORE	Tennessee (LP Field)	L	10	13
<b>2017 (9-7 regular season, 6-2 home, 3-5 road, Second Place AFC South, Head Coach -- Mike Mularkey)</b>							
01/06/18	Saturday	Wild Card	at Kansas City	Kansas City (Arrowhead Stadium)	W	22	21
01/13/18	Saturday	Divisional	at New England	New England (Gillette Stadium)	L	14	35
<b>2019 (9-7 regular season, 4-4 home, 5-3 road, Second Place AFC South, Head Coach -- Mike Vrabel)</b>							
01/04/20	Saturday	Wild Card	at New England	New England (Gillette Stadium)	W	20	13
01/11/20	Saturday	Divisional	at Baltimore	Baltimore (M&T Bank Stadium)	W	28	12
01/19/20	Sunday	Conference	at Kansas City	Kansas City (Arrowhead Stadium)	L	24	35
<b>2020 (11-5 regular season, 5-3 home, 6-2 road, First Place AFC South, Head Coach -- Mike Vrabel)</b>							
01/10/22	Sunday	Wild Card	BALTIMORE	Tennessee (Nissan Stadium)	L	13	20

**All-Time Playoff Record:** 17-22 (6-6 home, 11-15 road, 0-1 neutral site)

## ALL-TIME PLAYOFF LEADERS

### CAREER RUSHING YARDS

Player	Games	Att	Yds	Avg	TD
1. Eddie George	9	206	776	3.8	5
2. Derrick Henry	6	136	670	4.9	3
3. Earl Campbell	6	135	420	3.1	4
4. Steve McNair	9	54	349	6.5	6
5. Lorenzo White	7	76	264	3.5	1
6. Allen Pinkett	6	47	219	4.7	1
7. Tim Wilson	7	54	174	3.2	0
8. Alonzo Highsmith	5	26	149	5.7	0
9. Mike Rozier	4	48	147	3.1	2
10. Billy Cannon	3	44	135	3.1	0
Rob Carpenter	4	39	135	3.5	0

### CAREER RECEPTIONS

Player	Games	No	Yds	Avg	TD
1. Ernest Givins	10	60	774	12.9	8
2. Haywood Jeffires	8	41	513	12.5	3
3. Drew Hill	8	38	513	13.5	1
4. Frank Wycheck	9	37	313	8.5	1
5. Curtis Duncan	9	34	274	8.1	2
6. Derrick Mason	9	29	312	10.8	1
7. Tim Wilson	7	24	202	8.4	1
8. Eddie George	9	23	149	6.5	0
9. Mike Barber	7	16	329	20.6	2
10. Rob Carpenter	4	15	98	6.5	0
Corey Davis	6	15	166	11.1	3

### CAREER PASSING YARDS

Player	Games	Att	Cmp	Pct	Yds	TD	Int	Rate
1. Warren Moon	9	351	230	65.5	2578	15	12	87.3
2. Steve McNair	9	282	166	58.9	1591	6	9	68.4
3. Dan Pastorini	5	116	71	61.2	954	4	8	70.1
4. George Blanda	3	117	57	48.7	722	5	10	47.0
5. Ryan Tannehill	4	86	54	62.8	534	6	2	93.8
6. Marcus Mariota	5	69	42	60.9	463	4	1	94.1
7. Pete Beathard	2	81	33	40.7	351	2	4	41.7
8. Kerry Collins	1	42	26	61.9	281	0	1	71.6
9. Ken Stabler	1	26	15	57.7	243	0	2	57.1
10. Cody Carlson	2	33	16	48.5	165	2	1	70.9
11. Vince Young	1	29	16	55.2	138	0	1	53.5
12. Gifford Nielsen	4	24	13	54.2	129	1	2	48.8

### CAREER SCORING

Player	Games	TD	PAT	FG	Total
1. Al Del Greco	9	0	21	14	63
2. Ernest Givins	10	8	0	0	48
3. Steve McNair	9	6	0	0	36
Tony Zendejas	5	0	9	9	36
5. Toni Fritsch	7	0	11	8	35
6. Eddie George	5	5	0	0	30
7. Earl Campbell	4	4	0	0	24
8. Haywood Jeffires	8	3	0	0	18
Corey Davis	6	3	0	0	18
Derrick Henry	6	3	0	0	18
10. George Blanda	3	0	6	3	15
Joe Nedney	2	0	6	3	15

### CAREER FIELD GOALS

Player	Games	Made	Att	Pct	Lg
1. Al Del Greco	9	14	22	63.6	53
2. Tony Zendejas	5	9	14	64.3	49
3. Toni Fritsch	7	8	10	80.0	35
4. Rob Bironas	2	3	5	60.0	44
George Blanda	3	3	6	50.0	46
Joe Nedney	2	3	4	75.0	42
7. Gary Anderson	2	2	3	66.7	46
Stephen Gostkowski	1	2	2	100.0	45

### CAREER PUNTING AVERAGE

Player	Games	Punt	Yds	Avg	TB	In20	Lg
1. Brett Kern	6	30	1404	46.8	4	14	63
2. Greg Montgomery	8	27	1149	42.6	3	4	59
3. Ode Burrell	1	11	455	41.4	-	-	57
4. Craig Hentrich	11	51	2090	41.0	4	17	66
5. Cliff Parsley	7	40	1607	40.2	-	-	56
6. Jeff Gossett	2	6	239	39.8	0	1	57
7. Jim Norton	4	18	707	39.3	-	-	53
8. Charlie Milstead	1	5	170	34.0	-	-	43

### CAREER KICKOFF RETURN YARDS

Player	Games	No	Yds	Avg	TD
1. Derrick Mason	9	17	492	28.9	1
2. Bobby Jancik	2	9	239	26.6	0
3. Allen Pinkett	8	13	221	17.0	0
4. John Simon	2	9	201	22.3	0
5. Justin McCareins	4	8	148	18.5	0
6. Adoree' Jackson	6	6	126	21.0	0
7. Johnnie Dirden	2	5	109	21.8	0
8. Lorenzo White	7	7	108	15.4	0
9. Robert Woods	3	5	104	20.8	0
10. Ode Burrell	2	4	89	22.3	0
11. Zeke Moore	1	3	87	29.0	0

### CAREER INTERCEPTIONS

Player	Games	No	Yds	Avg	TD
1. Vernon Perry	4	6	75	12.5	1
2. Gregg Bingham	5	3	38	12.7	0
Bubba McDowell	6	3	90	30.0	1
Mike Reinfeldt	5	3	35	11.7	0
5. Richard Johnson	4	2	25	12.5	0
Samari Rolle	9	2	17	8.5	0
Greg Stemmick	5	2	0	0.0	0
8. (24 players tied with one interception including Kevin Byard, Kenny Vaccaro, Malcolm Butler)					

### CAREER SACKS (SINCE 1970)

Player	No
1. Elvin Bethea	5.0
Andy Dorris	5.0
3. Jason Fisk	3.5
4. William Fuller	3.0
Jevon Kearse	3.0
Harold Landry III	3.0

### CAREER TACKLES (SINCE 1974)

Player	No
1. Al Smith	55
2. Keith Bulluck	48
3. Gregg Bingham	45
4. Kevin Byard	41
John Grimsley	41

## INDIVIDUAL PLAYOFF RECORDS: SERVICE

### Most Games, Head Coach

11	Jeff Fisher, 1999-08
7	O.A. "Bum" Phillips, 1978-80
5	Jerry Glanville, 1987-89
5	Jack Pardee, 1990-93

### Most Games Won, Head Coach

5	Jeff Fisher, 1999-08
4	O.A. "Bum" Phillips, 1978-80
2	Jerry Glanville, 1987-89
2	Mike Vrabel, 2019

### Most Games Lost, Head Coach

6	Jeff Fisher, 1999-08
4	Jack Pardee, 1990-93
3	Jerry Glanville, 1987-89
3	O.A. "Bum" Phillips, 1978-80

## INDIVIDUAL PLAYOFF RECORDS: SCORING

### POINTS

#### Most Points, Career

63	Al Del Greco, (21 PAT, 14 FG)
48	Ernest Givins, (8 TD)
36	Steve McNair, (6 TD)
35	Toni Fritsch, (11 PAT, 8 FG)
33	Tony Zendejas, (9 PAT, 8 FG)

#### Most Points, Game

13	Al Del Greco, @ Indianapolis, 1/16/00
12	Mike Barber, @ New England, 12/31/78
12	Allen Pinkett, @ Cleveland, 12/24/88
12	Ernest Givins, vs. Pittsburgh, 12/31/89
12	Ernest Givins, @ Cincinnati, 1/6/91
12	Ernest Givins, vs. NY Jets, 12/29/91
12	Haywood Jeffires, @ Buffalo, 1/3/93
12	Steve McNair, @ Jacksonville, 1/23/00
12	Steve McNair, @ Oakland, 1/19/03
12	Corey Davis, @ New England, 1/13/18

#### Most Points, Opponent, Game

18	Andre Reed, @ Buffalo, 1/3/93
16	George Blanda, @ Oakland, 12/31/67
14	Gary Anderson, vs. Pittsburgh, 12/31/89
12	James White, @ New England, 1/13/18
12	Tyreek Hill, @ Kansas City, 1/19/20

### TOTAL TOUCHDOWNS

#### Most Touchdowns, Career

8	Ernest Givins, (8 receiving)
6	Steve McNair, (6 rushing)
5	Eddie George, (5 rushing)
4	Earl Campbell, (4 rushing)
3	Haywood Jeffires, (3 receiving)
3	Corey Davis, (3 receiving)
3	Derrick Henry, (3 rushing)

#### Most Touchdowns, Game

2	Mike Barber, @ New England, 12/31/78
2	Allen Pinkett, @ Cleveland, 12/24/88
2	Ernest Givins, vs. Pittsburgh, 12/31/89
2	Ernest Givins, @ Cincinnati, 1/6/91
2	Ernest Givins, vs. NY Jets, 12/29/93
2	Haywood Jeffires, @ Buffalo, 1/3/93

2	Steve McNair, @ Jacksonville, 1/23/00
2	Eddie George, vs. St. Louis, 1/30/00
2	Steve McNair, @ Oakland, 1/19/03
2	Corey Davis, @ New England, 1/13/18

#### Most Touchdowns, Opponent, Game

3	Andre Reed, @ Buffalo, 1/3/91
---	-------------------------------

#### Most Consecutive Games Scoring Touchdown

3	Ernest Givins, 1989-91
3	Eddie George, 1999-02
2	6 times, last by Steve McNair, 2002

### POINTS AFTER TOUCHDOWN

#### Most Attempts, Career

21	Al Del Greco, 1991-93, 99-00
11	Toni Fritsch, 1979-80
9	Tony Zendejas, 1987-89
9	Greg Joseph, 2019

#### Most Attempts, Game

5	Al Del Greco, @ Buffalo, 1/3/93
4	Toni Fritsch, @ New England, 12/31/78
4	Al Del Greco, @ Jacksonville, 1/23/00
4	Joe Nedney, vs. Pittsburgh, 1/11/03
4	Greg Joseph, @ Baltimore 1/11/20

#### Most Made, Career

21	Al Del Greco, 1991-93, 99-00
11	Toni Fritsch, 1978-80
9	Tony Zendejas, 1987-89
9	Greg Joseph, 2019

#### Most Made, Game

5	Al Del Greco, @ Buffalo, 1/3/93
4	Al Del Greco, @ Indianapolis, 1/16/00
4	Toni Fritsch, @ New England, 12/31/78
4	Al Del Greco, @ Jacksonville, 1/23/00
4	Joe Nedney, vs. Pittsburgh, 1/11/03
4	Greg Joseph, @ Baltimore 1/11/20

#### Most Made, Opponent, Game

8	George Blanda, @ Oakland, 12/21/69
5	Jim Breech, @ Cincinnati, 1/6/91
5	Steve Christie, @ Buffalo, 1/3/93
5	Sebastian Janikowski, @ Oakland, 1/19/03

5	Harrison Butker, @ Kansas City, 1/19/20
---	---

#### Most Made, No Misses, Career

21	Al Del Greco, 1991-93, 99-00
11	Toni Fritsch, 1978-80
9	Tony Zendejas, 1987-89
9	Greg Joseph, 2019

### FIELD GOALS

#### Most Attempted, Career

22	Al Del Greco, 1991-93, 99-00
14	Tony Zendejas, 1987-89
9	Toni Fritsch, 1978-80

#### Most Attempted, Game

5	Tony Zendejas, vs. Seattle, 1/3/89
4	Al Del Greco, @ Indianapolis, 1/16/00
4	Al Del Greco, vs. Baltimore, 1/7/01
4	Tony Zendejas, vs. Pittsburgh, 12/31/88
4	Jeff Reed, vs. Pittsburgh, 1/11/03

#### Most Attempted, Opponent, Game

4	Jeff Wilkins, vs. St. Louis, 1/30/00
4	Roy Gerela, @ Pittsburgh, 1/7/79
4	Gary Anderson, vs. Pittsburgh, 12/31/89

#### Most Made, Career

14	Al Del Greco, 1991-93, 99-00
9	Tony Zendejas, 1987-89
7	Toni Fritsch, 1978-80

#### Most Made, Game

4	Al Del Greco, @ Indianapolis, 1/16/00
3	Al Del Greco, vs. Buffalo, 1/8/00
3	Tony Zendejas, vs. Seattle, 1/3/88
3	Tony Zendejas, vs. Pittsburgh, 12/31/89

#### Most Made, Opponent, Game

4	Roy Gerela, @ Pittsburgh, 1/7/79
3	Mike Vanderjagt, @ Indianapolis, 1/16/00
3	Jeff Wilkins, vs. St. Louis, 1/30/00
3	Ben Agajanian, vs. LA Chargers, 1/1/61
3	Matt Bahr, @ Cleveland, 12/24/88
3	Jeff Reed, vs. Pittsburgh, 1/11/03

#### Most Consecutive Games Made

9	Al Del Greco, 1991-93, 99-00
6	Toni Fritsch, 1978-80
5	Tony Zendejas, 1987-89

**Longest Field Goal**

53	Al Del Greco, vs. NY Jets, 12/29/91
49	Al Del Greco, @ Indianapolis, 1/16/00
49	Tony Zendejas, vs. Seattle, 1/3/88
49	Tony Zendejas, @ Cleveland, 12/24/88
49	Al Del Greco, vs. Kansas City, 1/16/94

49	Ryan Succop, @ Kansas City, 1/6/18
----	------------------------------------

**Highest Field Goal Percentage (5 attempts)**

77.8	Toni Fritsch, 6 games (7-9)
64.3	Tony Zendejas, 5 games (9-14)
63.6	Al Del Greco, 9 games (14-22)

**SAFETIES****Most, Career**

1	Jevon Kearse, 1999
1	Ted Washington, 1979

**Most, Game**

1	Jevon Kearse, vs. Buffalo, 1/8/00
1	Ted Washington, @ Pittsburgh, 1/7/79

**INDIVIDUAL PLAYOFF RECORDS: RUSHING****RUSHING ATTEMPTS****Most Attempts, Career**

206	Eddie George, 9 games
136	<b>Derrick Henry</b> , 6 games
135	Earl Campbell, 8 games
76	Lorenzo White, 7 games
54	Steve McNair, 9 games

**Most Attempts, Game**

34	<b>Derrick Henry</b> , @ New England, 1/4/20
30	<b>Derrick Henry</b> , @ Baltimore, 1/11/20
29	Eddie George, vs. Buffalo, 1/8/00
28	Eddie George, vs. St. Louis, 1/30/00
27	Earl Campbell, @ New England, 12/31/78
27	Earl Campbell, @ Oakland, 12/23/80
27	Eddie George, vs. Baltimore, 1/7/01
25	Eddie George, @ Baltimore, 1/3/04
23	<b>Derrick Henry</b> , @ Kansas City, 1/6/18

**RUSHING YARDS****Most Yards Gained, Career**

776	Eddie George, 9 games
670	<b>Derrick Henry</b> , 6 games
420	Earl Campbell, 8 games
349	Steve McNair, 9 games
264	Lorenzo White, 7 games
219	Allen Pinkett, 6 games

**PASSER RATING****Passer Rating, Career (min. 100 attempts)**

87.3	Warren Moon, 9 games
72.3	Dan Pastorini, 5 games
68.4	Steve McNair, 9 games

**PASS ATTEMPTS****Most Passes Attempted, Career**

351	Warren Moon, 9 games
282	Steve McNair, 9 games
117	George Blanda, 3 games
116	Dan Pastorini, 5 games

**Most Passes Attempted, Game**

50	Warren Moon, @ Buffalo, 1/3/93
48	Warren Moon, vs. Pittsburgh, 12/31/89

**Most Yards Gained, Game**

195	<b>Derrick Henry</b> , @ Baltimore, 1/11/20
182	<b>Derrick Henry</b> , @ New England, 1/4/20
162	Eddie George, @ Indianapolis, 1/16/00
156	<b>Derrick Henry</b> , @ Kansas City, 1/6/18
118	Earl Campbell, @ New England, 12/31/78
106	Eddie George, vs. Buffalo, 1/8/00

**Longest Run From Scrimmage**

68t	Eddie George, @ Indianapolis, 1/16/00
66	<b>Derrick Henry</b> , @ Baltimore, 1/11/20
51	Steve McNair, @ Jacksonville, 1/23/00
35	Earl Campbell, @ New England, 12/31/78
35	<b>Derrick Henry</b> , @ Kansas City, 1/6/18

**Highest Average Gain, Career (40 carries)**

6.46	Steve McNair, 9 games (54-349)
4.93	<b>Derrick Henry</b> , 6 games (136-670)
4.66	Allen Pinkett, 6 games (47-219)
3.77	Eddie George, 9 games (206-776)
3.47	Lorenzo White, 5 games (76-264)
3.11	Earl Campbell, 8 games (135-420)

**Highest Average Gain, Game (10 carries)**

6.78	<b>Derrick Henry</b> vs. Kansas City, 1/6/18 (23-156)
------	---

6.55	Chris Johnson, vs. Baltimore, 1/10/09 (11-72)
6.50	<b>Derrick Henry</b> , @ Baltimore, 1/11/20 (30-195)
6.23	Eddie George, @ Indianapolis, 1/16/00 (26-162)
5.35	<b>Derrick Henry</b> , @ New England, 1/4/20 (34-182)
4.37	Earl Campbell, @ New England, 12/31/78 (27-118)

**RUSHING TOUCHDOWNS****Most Touchdowns, Career**

6	Steve McNair, 9 games
5	Eddie George, 9 games
4	Earl Campbell, 8 games
3	<b>Derrick Henry</b> , 6 games
2	Mike Rozier, 4 games

**Most Touchdowns, Game**

2	Eddie George, vs. St. Louis, 1/30/00
2	Steve McNair, @ Jacksonville, 1/23/00
2	Steve McNair, @ Oakland, 1/19/03
1	21 times, last by <b>Derrick Henry</b> @ Kansas City, 1/19/20

**Most Consecutive Games Rushing for TD's**

3	Eddie George, 1999-02
2	Chris Brown, 2004
2	Steve McNair, 2002
2	Earl Campbell, 1978

**INDIVIDUAL PLAYOFF RECORDS: PASSING**

46	George Blanda, vs. Dallas Texans, 12/23/62
46	Pete Beathard, @ Oakland, 12/21/69
46	Steve McNair, vs. Baltimore, 1/7/01

29	Warren Moon, vs. Pittsburgh, 12/31/89
----	---------------------------------------

**PASS COMPLETIONS****Most Completions, Career**

230	Warren Moon, 9 games
166	Steve McNair, 9 games
71	Dan Pastorini, 5 games
57	George Blanda, 3 games
54	<b>Ryan Tannehill</b> , 4 games

**Most Completions, Game**

36	Warren Moon, @ Buffalo, 1/3/93
32	Warren Moon, vs. Kansas City, 1/16/94

**COMPLETION PERCENTAGE****Highest Completion Percentage, Career (100 att)**

65.5	Warren Moon, 9 games
61.2	Dan Pastorini, 5 games
58.9	Steve McNair, 9 games

**Highest Completion Percentage, Game (10 att)**

80.0	Dan Pastorini, @ New England, 12/31/78 (12-15)
75.0	Warren Moon, @ Denver, 1/4/92 (27-36)
74.4	Warren Moon, vs. Kansas City, 1/16/94 (32-43)

## PASSING YARDS

### Most Yards Gained, Career

2,578	Warren Moon, 9 games
1,591	Steve McNair, 9 games
954	Dan Pastorini, 5 games
722	George Blanda, 3 games
534	<b>Ryan Tannehill</b> , 4 games

### Most Yards Gained, Game

371	Warren Moon, @ Buffalo, 1/3/93
338	Steve McNair, vs. Pittsburgh, 1/11/03
325	Warren Moon, @ Denver, 1/4/92
315	Warren Moon, vs. Pittsburgh, 12/31/89

### Most Games, 300 or More Yards Passing, Career

4	Warren Moon, 9 games
---	----------------------

### Most Consec. Games, 300 or More Yards Passing

3	Warren Moon, 1991-93
---	----------------------

### Longest Pass Completion

88t	George Blanda (to Billy Cannon), vs. LA Chargers, 1/1/61
71t	Dan Pastorini (to Ken Burrough), @ N.E., 12/31/78
55	Dan Pastorini (to Mike Barber), @ Miami, 12/24/78
49t	Steve McNair (to Justin McCareins), @ Balt., 1/3/04

### Highest Average Gain, Career (100 attempts)

8.22	Dan Pastorini, 5 games (116-954)
7.31	Warren Moon, 9 games (351-2578)
6.17	George Blanda, 3 games (117-722)

### Highest Average Gain, Game (20 attempts)

10.55	Dan Pastorini, @ New England, 12/31/78
9.03	Warren Moon, @ Denver, 1/4/92
8.53	Warren Moon, vs. Seattle, 1/3/88

## TOUCHDOWN PASSES

### Most Touchdown Passes, Career

15	Warren Moon, 9 games
6	Steve McNair, 9 games
6	<b>Ryan Tannehill</b> , 4 games
5	George Blanda, 3 games
4	Dan Pastorini, 5 games
4	Marcus Mariota, 5 games

### Most Touchdown Passes, Game

4	Warren Moon, @ Buffalo, 1/3/93
3	George Blanda, vs. LA Chargers, 1/1/61
3	Dan Pastorini, @ New England, 12/31/78
3	Warren Moon, @ Denver, 1/4/92

### Most Consecutive Games Touchdown Pass

4	Steve McNair, 2002-03
4	Warren Moon, 1991-93
4	<b>Ryan Tannehill</b> , 2019-20

3	George Blanda, 1960-62
3	Warren Moon, 1987-88

## PASSES HAD INTERCEPTED

### Lowest Percentage, Passes Had Intercepted, Career (100 attempts)

3.19	Steve McNair, 9 games (282-9)
3.42	Warren Moon, 9 games (351-12)
6.90	Dan Pastorini, 5 games (116-8)
8.54	George Blanda, 3 games (117-10)

### Most Attempts Without Interception, Game

48	Warren Moon, vs. Pittsburgh, 12/31/89
37	Marcus Mariota, @ New England, 1/13/18
36	Steve McNair, vs. St. Louis, 1/30/99
36	Steve McNair, @ Oakland, 1/19/03
31	<b>Ryan Tannehill</b> , @ Kansas City, 1/19/20
29	Dan Pastorini, @ Miami, 12/24/78

### Most Passes Had Intercepted, Career

12	Warren Moon, 9 games
10	George Blanda, 3 games
9	Steve McNair, 9 games
8	Dan Pastorini, 5 games

### Most Passes Had Intercepted, Game

5	George Blanda, @ San Diego, 12/25/61
5	George Blanda, vs. Dallas Texans, 12/23/62
5	Dan Pastorini, @ Pittsburgh, 1/7/79

## INDIVIDUAL PLAYOFF RECORDS: RECEIVING

## RECEPTIONS

### Most Receptions, Career

60	Ernest Givins, 1987-93
41	Haywood Jeffires, 1988-93
38	Drew Hill, 1987-91
29	Derrick Mason, 1997-03

### Most Receptions, Game

11	Ernest Givins, vs. Pittsburgh, 12/31/89
10	Frank Wycheck, vs. Pittsburgh, 1/11/03
10	Justin Gage, vs. Baltimore, 1/10/09
9	Drew Hill, vs. NY Jets, 12/29/91
9	Ernest Givins, @ Buffalo, 1/3/93
9	Haywood Jeffires, vs. Kansas City, 1/16/94

### Most Consecutive Games, Pass Receptions

8	Haywood Jeffires, 1988-93
7	Frank Wycheck, 1999-2002
6	Ernest Givins, 1989-93
6	Derrick Mason, 1999-2003
	<b>Derrick Henry</b> , 2017-20
	<b>Jonnu Smith</b> , 2017-20

## YARDS GAINED

### Most Yards Gained, Career

774	Ernest Givins, 8 games
513	Drew Hill, 7 games
513	Haywood Jeffires, 7 games
312	Derrick Mason, 9 games

### Most Yards Gained, Game

136	Ernest Givins, vs. Pittsburgh, 12/31/89
135	Justin Gage, vs. Baltimore, 1/10/09
128	Billy Cannon, vs. L.A., 1/1/61
123	Frank Wycheck, vs. Pittsburgh, 1/11/03
117	Ernest Givins, @ Buffalo, 1/3/93

### Most Games, 100 or More Receiving Yards, Career

3	Ernest Givins
1	Ken Burrough
1	Mike Barber
1	Frank Wycheck

### Most Consecutive Games, 100 or More Receiving Yards

2	Ernest Givins
---	---------------

### Longest Reception

88t	Billy Cannon, vs. LA Chargers, 1/1/61
71t	Ken Burrough, @ Miami, 12/24/78
55	Mike Barber, @ New England, 12/31/78
49t	Justin McCareins, @ Baltimore, 1/3/04

## AVERAGE GAIN

### Highest Average Gain, Career (14 receptions)

22.1	Mike Barber, (14-309)
13.5	Drew Hill, (38-513)
12.9	Ernest Givins, (60-774)

### Highest Average Gain, Game (5 receptions)

18.6	Drew Hill, @ Denver, 1/10/88 (5-93)
18.5	Ernest Givins, @ Denver, 1/4/92 (6-111)
17.2	Ken Burrough, @ Miami, 12/24/78 (6-103)
14.2	Eric Decker, @ New England, 1/13/18 (6-85)
13.8	<b>A.J. Brown</b> , vs. Baltimore, 1/10/21 (6-83)

## TOUCHDOWNS

### Most Touchdowns, Career

8	Ernest Givins, 8 games
3	Haywood Jeffires, 7 games
3	<b>Corey Davis</b> , 6 games
2	Billy Cannon, 2 games
2	Mike Barber, 2 games
2	Curtis Duncan, 5 games
2	<b>Anthony Firkser</b> , 4 games

### Most Touchdowns, Game

2	6 times, last by <b>Corey Davis</b> @ New England, 1/13/18
---	--

### Most Consecutive Games with Touchdown Reception

3	Ernest Givins, 1989-91
2	Billy Cannon, 1960-61
2	Curtis Duncan, 1991-92
2	Haywood Jeffires, 1991-92



## INDIVIDUAL PLAYOFF RECORDS: INTERCEPTIONS

### INTERCEPTIONS

#### Most Interceptions, Career

5	Vernon Perry, 4 games
4	Mike Reinfeldt, 7 games
3	Bubba McDowell, 6 games
2	Samari Rolle, 9 games

#### Most Interceptions, Game

4*	Vernon Perry, @ San Diego, 12/29/79
2	Mike Reinfeldt, @ New England, 12/31/78
2	Bubba McDowell, vs. NY Jets, 12/29/91

### INT. RETURN YARDS

#### Most Yards Gained, Career

90	Bubba McDowell, 6 games
75	Vernon Perry, 4 games
35	Mike Reinfeldt, 7 games

#### Most Yards Gained, Game

75t	Vernon Perry, @ Pittsburgh, 1/6/80
58t	Bubba McDowell, @ Buffalo, 1/3/93
32	Bubba McDowell, vs. NY Jets, 12/29/92

#### Longest Return

75t	Vernon Perry, @ Pittsburgh, 1/6/80
58t	Bubba McDowell, @ Buffalo, 1/3/93
31	Bubba McDowell, vs. NY Jets, 12/29/92
31	<b>Kevin Byard</b> , @ Baltimore, 1/11/20

### INTERCEPTIONS FOR TDs

#### Most Touchdowns, Career

1	Vernon Perry, 1980
1	Bubba McDowell, 1993
1	Logan Ryan, 2017-19

#### Most Touchdowns, Game

1	Vernon Perry, @ Pittsburgh, 1/6/80
1	Bubba McDowell, @ Buffalo, 1/3/93
1	Logan Ryan, @ New England, 1/4/20

\* NFL Record

## INDIVIDUAL PLAYOFF RECORDS: PUNTING

### PUNTS

#### Most Punts, Career

51	Craig Hentrich, 11 games
31	Cliff Parsley, 7 games
30	<b>Brett Kern</b> , 6 games
27	Greg Montgomery, 8 games

#### Most Punts, Game

11	Jim Norton, @ Oakland, 12/31/67
11	Ode Burrell, @ Oakland, 12/21/69
7	Craig Hentrich, vs. Buffalo, 1/8/00
7	<b>Brett Kern</b> , @ New England, 1/13/18
6	Cliff Parsley, @ New England, 12/31/78
6	Cliff Parsley, @ San Diego, 12/29/79
6	Greg Montgomery, @ Cincinnati, 1/6/91
6	Craig Hentrich, @ Baltimore, 1/3/04
6	<b>Brett Kern</b> , @ New England, 1/4/20

6	<b>Brett Kern</b> , @ Baltimore, 1/11/20
---	--

### PUNTING YARDS

#### Longest Punt

66	Craig Hentrich, vs. Baltimore, 1/10/09
63	Craig Hentrich, @ Baltimore, 1/3/04
62	<b>Brett Kern</b> , @ New England, 1/13/18
59	Greg Montgomery, vs. Kansas City, 1/6/94
58	<b>Brett Kern</b> , @ New England, 1/4/20
57	Ode Burrell, @ Oakland, 12/21/69
57	Craig Hentrich, @ Indianapolis, 1/16/00
57	<b>Brett Kern</b> @ Kansas City, 1/6/18

#### Highest Average Yardage, Career (10 punts)

46.8	<b>Brett Kern</b> (30-1404)
42.6	Greg Montgomery (27-1149)

42.3	Ode Burrell (11-465)
------	----------------------

#### Highest Average Yardage, Game (5 punts)

52.5	<b>Brett Kern</b> , @ Baltimore, 1/11/20 (6-315)
52.0	Craig Hentrich, @ Indianapolis, 1/16/00, (5-260)
48.6	Greg Montgomery, vs. Kansas City, 1/16/94 (5-243)
45.8	<b>Brett Kern</b> , @ New England, 1/4/20 (6-275)
45.6	<b>Brett Kern</b> , vs. Baltimore, 1/10/21 (5-228)
45.1	<b>Brett Kern</b> , @ New England, 1/13/18 (7-316)
44.7	Craig Hentrich, @ Baltimore, 1/3/04 (6-268)
44.6	Greg Montgomery, @ Buffalo, 1/1/89 (5-223)

## INDIVIDUAL PLAYOFF RECORDS: PUNT RETURNS

### PUNT RETURNS

#### Most Punt Returns, Career

21	Derrick Mason, 9 games
9	Richard Ellender, 3 games
5	Kenny Johnson, 2 games
5	Robert Woods, 2 games

#### Most Punt Returns, Game

6	Derrick Mason, @ Baltimore, 1/3/04
5	Derrick Mason, vs. Buffalo, 1/8/00
5	Richard Ellender, @ Denver, 12/23/79
4	Kenny Johnson, vs. Seattle, 1/3/88

### PUNT RETURN YARDS

#### Most Yards Gained, Career

173	Derrick Mason, 9 games
75	Richard Ellender, 3 games
27	Kenny Johnson, 2 games
27	Bobby Gordon, 1 game

#### Most Yards Gained, Game

70	Derrick Mason, @ Baltimore, 1/3/04
49	Derrick Mason, @ Indianapolis, 1/16/00
42	Richard Ellender, @ Denver, 12/23/79
27	Bobby Gordon, vs. LA Chargers, 1/1/61
27	Kenny Johnson, vs. Seattle, 1/3/88

#### Longest Return

27	Bobby Gordon, vs. LA Chargers, 1/1/61
25	Richard Ellender, @ San Diego, 12/29/79
19	Derrick Mason, @ Indianapolis, 1/16/00
19	Gerald McNeil, @ Cincinnati, 1/6/91

#### Highest Average Gain, Career (5 returns)

8.3	Richard Ellender (9-75)
8.2	Derrick Mason (21-173)
5.4	Kenny Johnson (5-27)

#### Highest Average Gain, Game (3 returns)

16.3	Derrick Mason, @ Indianapolis, 1/16/00 (3-49)
11.7	Derrick Mason, @ Baltimore, 1/3/04 (6-70)
8.5	Richard Ellender, @ Denver, 12/23/79 (5-42)
6.8	Kenny Johnson, vs. Seattle, 1/3/88 (4-27)

## INDIVIDUAL PLAYOFF RECORDS: KICKOFF RETURNS

### KICKOFF RETURNS

#### Most Kickoff Returns, Career

17	Derrick Mason, 7 games
13	Allen Pinkett, 8 games
9	Bobby Jancik, 3 games
9	John Simon, 2 games
8	Justin McCareins, 4 games
7	Lorenzo White, 6 games

#### Most Kickoff Returns, Game

5	Derrick Mason, vs. St. Louis, 1/30/00
5	Bobby Jancik, vs. Dallas Texans, 12/23/62
5	John Simon, @ Oakland, 1/19/03
4	<b>Adoree' Jackson</b> , @ New England, 1/13/18

### KICKOFF RETURN YARDS

#### Most Yards Gained, Career

492	Derrick Mason, 7 games
239	Bobby Jancik, 2 games
221	Allen Pinkett, 6 games

#### Most Yards Gained, Game

174	Derrick Mason, @ Jacksonville, 1/23/00
122	Derrick Mason, vs. St. Louis, 1/30/00
115	John Simon, @ Oakland, 1/19/03
100	Bobby Jancik, @ Oakland, 12/31/67
83	<b>Adoree' Jackson</b> , @ New England, 1/13/18

#### Longest Return

80t	Derrick Mason, @ Jacksonville, 1/23/00
-----	--

48	Bobby Jancik, vs. Dallas Texans, 12/23/62
47	Derrick Mason, @ Indianapolis, 1/16/00

#### Highest Average Gain, Career (5 returns)

28.9	Derrick Mason, 7 games
26.6	Bobby Jancik, 2 games
22.3	John Simon, 2 games
21.0	<b>Adoree' Jackson</b> , 6 games
20.8	Robert Woods, 3 games

#### Highest Average Gain, Game (3 returns)

43.5	Derrick Mason, @ Jacksonville, 1/23/00 (4-174)
31.3	Derrick Mason, vs. Buffalo, 1/8/2000 (3-94)
29.0	Zeke Moore @ Oakland 12/31/67 (3-87)

## TEAM PLAYOFF RECORDS: SCORING

### TEAM POINTS

#### Most Points in a Game

38	@ Buffalo, 1/3/93 (Buffalo 41, Oilers 38)
34	vs. Pittsburgh, 1/11/03 (Titans 34, Steelers 31, OT)
33	@ Jacksonville, 1/23/00 (Titans 33, Jac 14)
31	@ New England, 12/31/78 (Oilers 31, New England 14)

#### Most Points in a Game, Opponent

56	@ Oakland, 12/21/69 (Oakland 56, Oilers 7)
41	@ Buffalo, 1/3/93 (Buffalo 41, Oilers 38 OT)
41	@ Cincinnati, 1/6/91 (Cincinnati 41, Oilers 14)
41	@ Oakland, 1/19/03 (Raiders 41, Titans 24)

#### Fewest Points in a Game

5	@ Pittsburgh, 1/7/79 (Pittsburgh 34, Oilers 5)
6	@ San Diego, 1/6/08 (SD 17, Titans 6)
7	3 times, last @ Oakland, 12/28/80 (Oakland 27, Oilers 7)

#### Fewest Points in a Game, Opponent

3	@ San Diego, 12/24/61 (Oilers 10, San Diego 3)
7	vs. Denver, 12/23/79 (Oilers 13, Denver 7)
9	@ Miami, 12/24/78 (Oilers 17, Miami 9)

#### Most Decisive Win

19	@ Jacksonville, 1/23/00 (Titans 33, Jacksonville 14)
17	@ New England, 12/31/78 (Oilers 31, N.E. 14)
16	@ Baltimore, 1/11/20 (Titans 28, Baltimore 12)
8	@ Miami, 12/24/78 (Oilers 17, Miami 9)
8	vs. LA Chargers, 1/1/61 (Oilers 24, LA Chargers 16)

#### Most Decisive Loss

49	@ Oakland, 12/21/69 (Oakland 56, Oilers 7)
33	@ Oakland, 12/31/67 (Oakland 40, Oilers 7)
29	@ Pittsburgh, 1/7/79 (Pittsburgh 34, Oilers 5)
21	@ New England, 1/13/18 (Patriots 35, Titans 14)

#### Most Points in a Game, Both Teams

79	@ Buffalo, 1/3/93 (Buffalo 41, Oilers 38 OT)
65	@ Oakland, 1/19/03 (Raiders 41, Titans 24)
65	vs. Pittsburgh, 1/11/03 (Titans 34, Steelers 31)
63	@ Oakland, 12/21/69 (Oakland 56, Oilers 7)
55	@ Cincinnati, 1/6/91 (Cincinnati 41, Oilers 14)
49	@ New England, 1/13/18 (Patriots 35, Titans 14)

#### Most Points, Each Half

1st	28, @ Buffalo, 1/3/93
2nd	23, @ Jacksonville, 1/23/00

#### Most Points, Each Half, Opponent

1st	35, @ Oakland, 12/21/69
-----	-------------------------

2nd	35, @ Buffalo, 1/3/93
-----	-----------------------

#### Most Points, Each Quarter

1st	14, @ Denver, 1/4/92, vs. Pittsburgh, 1/11/03
2nd	21, @ Buffalo, 1/3/93
	21, @ New England, 12/31/78
3rd	16, @ Jacksonville, 1/23/00
4th	14, vs Pittsburgh, 12/31/89
OT	3, vs. Pittsburgh, 1/11/03

#### Most Points, Each Quarter, Opponent

1st	28 @ Oakland, 12/21/69
2nd	21, @ New England, 1/13/18
3rd	28, @ Buffalo, 1/3/93
4th	21, vs Kansas City, 1/16/94

## TEAM TOUCHDOWNS

#### Most Touchdowns in a Game

5	@ Buffalo, 1/3/93
---	-------------------

#### Most Touchdowns in a Game, Opponent

8	@ Oakland, 12/21/69
---	---------------------

#### Most Touchdowns in a Game, Both Teams

10	@ Buffalo, 1/3/93 (Buffalo 5, Oilers 5)
----	---

#### Fewest Touchdowns in a Game, Both Teams

1	@ San Diego, 12/21/61 (Oilers 1, San Diego 0)
---	---

## TEAM PLAYOFF RECORDS: FIRST DOWNS

### Most First Downs in a Game

29	vs. Pittsburgh, 1/11/03
28	@ Oakland, 1/19/03
27	vs. St. Louis, 1/30/00
27	@ Buffalo, 1/3/93
27	vs. Seattle, 1/3/88

### Most First Downs in a Game, Opponent

31	@ New England, 1/13/18
29	@ Baltimore, 1/11/20
26	@ Denver, 1/4/92
25	@ San Diego, 12/29/79
25	@ Oakland, 1/19/03
24	@ Cincinnati, 1/6/91

### Most First Downs in a Game, Both Teams

53	@ Oakland, 1/19/03 (Titans 28, Raiders 25)
50	vs. St. Louis, 1/30/00 (Titans 27, St. Louis 23)
50	vs. Pittsburgh, 1/11/03 (Titans 29, Steelers 21)
49	@ Denver, 1/4/92 (Denver 26, Oilers 23)
46	@ Buffalo, 1/3/93 (Oilers 27, Buffalo 19)
46	@ New England, 1/13/18 (Patriots 35, Titans 14)

### Fewest First Downs in a Game

10	@ Pittsburgh, 1/7/79
11	@ Pittsburgh, 1/6/80
11	@ Oakland, 12/31/67
12	vs. Baltimore, 1/10/21

### Fewest First Downs in a Game, Opponent

6	vs. Baltimore, 1/7/01
9	vs. Baltimore, 1/10/09
11	vs. Seattle, 1/3/88
12	@ Oakland, 12/28/80

### Fewest First Downs in a Game, Both Teams

28	@ Oakland, 12/31/67 (Oakland 18, Oilers 10)
28	@ Baltimore, 1/3/04 (Titans 16, Ravens 12)
29	vs. Baltimore, 1/7/01 (Titans 23, Ravens 6)
29	vs. Buffalo, 1/8/00 (Titans 16, Bills 13)
30	vs. Baltimore, 1/10/09 (Titans 21, Ravens 9)

### Most First Downs in a Game, Rushing

13	@ New England, 1/4/20
12	vs. St. Louis, 1/30/00

### Most First Downs in a Game, Rushing, Opponent

15	@ Cincinnati, 1/6/91
----	----------------------

### Most First Downs in a Game, Rushing, Both Teams

19	@ Cincinnati, 1/6/91 (Cincinnati 15, Oilers 4)
19	@ New England, 1/4/20 (Tennessee 13, New England 6)
19	@ Baltimore, 1/11/20 (Tennessee 9, Baltimore 10)

### Fewest First Downs in a Game, Rushing

1	@ Oakland, 12/21/69
	vs. Baltimore, 1/10/21
3	@ New England, 1/13/18

### Fewest First Downs in a Game, Rushing, Opponent

1	@ Baltimore, 1/3/04
1	vs. St. Louis, 1/30/00
1	vs. Seattle, 1/3/88

### Fewest First Downs in a Game, Rushing, Both Teams

6	@ Oakland, 12/21/69 (Oakland 5, Oilers 1)
---	---

### Most First Downs in a Game, Passing

18	@ Buffalo, 1/3/93
18	vs. Pittsburgh, 12/31/89
18	vs. Seattle, 1/3/88
18	vs. Pittsburgh, 1/11/03

### Most First Downs in a Game, Passing, Opponent

20	@ New England, 1/13/18
18	vs. St. Louis, 1/30/00
18	@ Baltimore, 1/11/20
17	@ San Diego, 12/29/79

### Most First Downs in a Game, Passing, Both Teams

31	vs. St. Louis, 1/30/00 (St. Louis 18, Titans 13)
----	--

31	@ Buffalo, 1/3/93 (Oilers 18, Buffalo 13)
----	---

31	@ New England, 1/13/18 (Patriots 20, Titans 11)
----	---

### Fewest First Downs in a Game, Passing

3	@ Pittsburgh, 1/7/79
---	----------------------

### Fewest First Downs in a Game, Passing, Opponent

4	vs. Baltimore, 1/7/01
5	vs. Dallas Texans, 12/23/62
5	vs. Baltimore, 1/10/09

### Fewest First Downs in a Game, Passing, Both Teams

11	vs. Buffalo, 1/8/00 (Buffalo 6, Titans 5)
11	@ Oakland, 12/31/67 (Oakland 6, Oilers 5)

### Most First Downs in a Game, Penalty

7	@ Oakland, 1/19/03
4	@ San Diego, 12/24/61

### Most First Downs in a Game, Penalty, Opponent

5	vs. Pittsburgh, 1/11/03
4	vs. St. Louis, 1/30/00
4	@ Cleveland, 12/24/88
4	vs. Dallas Texans, 12/23/62

### Most First Downs in a Game, Penalty, Both Teams

10	@ Oakland, 1/19/03 (Titans 7, Raiders 3)
6	vs. St. Louis, 1/30/00 (St. Louis 4, Titans 2)
6	vs. Pittsburgh, 1/11/03 (Steelers 5, Titans 1)
5	@ Buffalo, 1/1/89 (Buffalo 3, Oilers 2)
5	@ San Diego, 12/23/61 (Oilers 4, San Diego 1)

### Fewest First Downs in a Game, Penalty, Both Teams

0	vs. Seattle, 1/3/88
0	@ Baltimore, 1/3/04

## TEAM PLAYOFF RECORDS: NET YARDS GAINED RUSHING AND PASSING

### Most Yards Gained in a Game

437	vs. Seattle, 1/3/88
430	vs. Pittsburgh, 1/11/03
429	@ Buffalo, 1/3/93
422	@ Denver, 1/4/92

### Most Yards Gained in a Game, Opponent

530	@ Baltimore, 1/11/20
438	@ New England, 1/13/18
436	vs. St. Louis, 1/30/00
418	@ Denver, 1/4/92
412	@ Oakland, 12/21/69

### Most Yards Gained in a Game, Both Teams

840	@ Denver, 1/4/92
830	@ Baltimore, 1/11/20
803	vs. St. Louis, 1/30/00

795	@ Buffalo, 1/3/93
-----	-------------------

### Fewest Yards Gained in a Game

142	@ Pittsburgh, 1/7/79
146	@ Oakland, 12/31/67
197	@ Oakland, 12/21/69

### Fewest Yards Gained in a Game, Opponent

134	vs. Baltimore, 1/7/01
209	@ Miami, 12/24/78
211	vs. Baltimore, 1/10/09
216	vs. Denver, 12/23/79

### Fewest Yards Gained in a Game, Both Teams

413	vs. Buffalo, 1/8/00
451	vs. Baltimore, 1/7/01
498	vs. Denver, 12/23/79

510	@ Oakland, 12/31/67
-----	---------------------

**TEAM PLAYOFF RECORDS: RUSHING****TEAM RUSHING ATTEMPTS****Most Rushing Attempts in a Game**

54	@ New England, 12/31/78
50	vs. Seattle, 1/3/88
45	@ Miami, 12/24/78

**Most Rushing Attempts in a Game, Opponent**

54	vs. Dallas Texans, 12/23/62
48	@ Oakland, 12/31/67
47	@ Pittsburgh, 1/7/79

**Fewest Rushing Attempts in a Game**

13	@ Cincinnati, 1/6/91
16	@ New England, 1/13/18
19	@ Denver, 1/4/92
19	@ Oakland, 12/21/69

**Fewest Rushing Attempts in a Game, Opponent**

11	vs. Seattle, 1/3/88
13	vs. St. Louis, 1/30/00
16	@ Baltimore, 1/3/04
16	@ Kansas City, 1/6/18
17	@ Oakland, 1/19/03
19	@ San Diego, 12/29/79
19	@ San Diego, 12/24/61

**TEAM RUSHING YARDS****Most Yards Gained in a Game Rushing**

217	@ Baltimore, 1/11/20
202	@ Kansas City, 1/6/18
201	@ New England, 1/4/20
197	@ Indianapolis, 1/16/00

**TEAM PASSING ATTEMPTS****Most Passes Attempted in a Game**

50	@ Buffalo, 1/3/93
47	vs. Baltimore, 1/7/01
46	@ Oakland, 12/21/69
46	vs. Dallas Texans, 12/23/62

**Most Passes Attempted in a Game, Opponent**

59	@ Baltimore, 1/11/20
53	@ New England, 1/13/18
47	@ San Diego, 12/29/79
45	vs. St. Louis, 1/30/00
43	@ Indianapolis, 1/16/00

**Most Passes Attempted in a Game, Both Teams**

90	@ New England, 1/13/18 (Patriots 53, Titans 37)
87	vs. Pittsburgh, 1/11/03 (Titans 45, Steelers 42)
84	@ Buffalo, 1/3/93 (Oilers 50, Buffalo 34)
81	vs. St. Louis, 1/30/00 (St. Louis 45, Titans 36)
81	vs. Kansas City, 1/16/94 (Oilers 43, K.C. 38)
81	vs. Pittsburgh, 12/31/89 (Oilers 48, Pitt 33)

**Fewest Passes Attempted in a Game**

15	@ Baltimore, 1/11/20
----	----------------------

178	vs. Seattle, 1/3/88
177	@ Jacksonville, 1/23/00
165	@ Baltimore, 1/3/04

**Most Yards Gained in a Game Rushing, Opponent**

263	@ Oakland, 12/31/67
236	vs. Baltimore, 1/10/21
199	vs. Dallas Texans, 12/23/62
187	@ Cincinnati, 1/6/91

**Most Yards Gained in a Game Rushing, Both Teams**

402	@ Baltimore, 1/11/20 (Titans 217, Ravens 185)
321	@ Jacksonville, 1/23/00 (Titans 177, Jaguars 144)
301	@ Oakland, 12/31/67 (Oakland 263, Oilers 38)
299	@ New England, 1/4/20 (Tennessee 201, New England 98)
297	vs. Dallas Texans, 12/23/62 (Dallas 199, Oilers 98)

**Fewest Yards Gained in a Game Rushing**

24	@ Pittsburgh, 1/6/80
28	@ Oakland, 12/21/69
38	@ Oakland, 12/31/67
51	vs. Baltimore, 1/10/21
65	@ New England, 1/13/18

**Fewest Yards Gained in a Game Rushing, Opponent**

29	vs. St. Louis, 1/30/00
29	vs. Seattle, 1/3/88
49	vs. Baltimore, 1/7/01

50	vs. Baltimore, 1/10/09
54	@ Baltimore, 1/3/04
61	@ Denver, 1/10/88
69	@ Kansas City, 1/6/18

**Fewest Yards Gained in a Game Rushing, Both Teams**

110	vs. Kansas City, 1/16/94 (K.C. 71, Oilers 39)
134	@ Denver, 1/10/88 (Oilers 73, Denver 61)
138	@ Oakland, 12/21/69 (Oakland 37, Oilers 19)

**Highest Average Gain in a Game**

6.5	@ Kansas City, 1/6/18
6.0	@ Indianapolis, 1/16/00
5.9	@ Baltimore, 1/11/20
5.2	@ Cincinnati, 1/6/91

**Highest Average Gain in a Game, Opponent**

6.7	vs. Baltimore, 1/10/21
6.4	@ Baltimore, 1/11/20
6.3	vs. Jacksonville, 1/23/00
5.9	vs. Pittsburgh, 12/31/89

**Lowest Average Gain in a Game**

1.1	@ Pittsburgh, 1/6/80
-----	----------------------

**Lowest Average Gain in a Game, Opponent**

1.7	vs. Baltimore, 1/10/09
2.1	vs. Baltimore, 1/7/01
2.1	@ Denver, 1/10/88
2.1	@ San Diego, 1/6/08

**TEAM PLAYOFF RECORDS: PASSING****Most Passes Completed in a Game, Opponent**

35	@ New England, 1/13/18
31	@ Baltimore, 1/11/20
29	@ Oakland, 1/19/03
25	@ San Diego, 12/29/79
24	vs. St. Louis, 1/30/00
24	@ Kansas City, 1/6/18
22	vs. Kansas City, 1/16/94

**Most Passes Completed in a Game, Both Teams**

57	@ Buffalo, 1/3/93 (Oilers 36, Buffalo 21)
57	@ New England, 1/13/18 (Patriots 35, Mariota 22)
54	vs. Kansas City, 1/16/94 (Oilers 32, K.C. 22)
50	@ Oakland, 1/19/03 (Raiders 29, Titans 21)
49	vs. NY Jets, 12/29/91 (Oilers 28, NY Jets 21)

**Fewest Passes Completed in a Game**

7	@ Baltimore, 1/11/20
9	@ New England, 1/4/20
10	@ San Diego, 12/29/79
10	vs. Denver, 12/23/79
12	2 times, last @ Pittsburgh, 1/7/79

**Fewest Passes Completed in a Game, Opponent**

5	vs. Baltimore, 1/7/01
8	@ Oakland, 12/28/80

**TEAM PASS COMPLETIONS****Most Passes Completed in a Game**

36	@ Buffalo, 1/3/93
32	vs. Kansas City, 1/16/94
29	vs. Pittsburgh, 12/31/89

9 vs. Dallas Texans, 12/23/62  
 10 vs. Buffalo, 1/8/00  
 10 @ Oakland, 12/31/67

**Fewest Passes Completed in a Game, Both Teams**

23 vs. Buffalo, 1/8/00 (Titans 13, Buffalo 10)  
 23 @ Oakland, 12/28/80 (Oilers 15, Oakland 8)  
 23 @ Pittsburgh, 1/7/79 (Oilers 12, Pittsburgh 11)  
 24 vs. Denver, 12/23/79 (Denver 14, Oilers 10)

**Highest Completion Percentage in a Game (20 attempts)**

75.0 @ Denver, 1/4/92

**Highest Completion Percentage in a Game, Opponent (20 att.)**

72.7 @ Kansas City, 1/6/18  
 70.8 vs. Baltimore, 1/10/21  
 70.7 @ Oakland, 1/19/03

67.9 @ Cleveland, 12/24/88

**Lowest Completion Percentage in a Game (20 attempts)**

39.1 @ Oakland, 12/21/69

**Lowest Completion Percentage in a Game, Opponent (20 att.)**

34.5 @ Oakland, 12/28/80

**TEAM PASSING YARDS****Most Yards Gained in a Game, Passing**

347 @ Buffalo, 1/3/93  
 338 @ Pittsburgh, 1/11/03  
 325 vs. Denver, 1/4/92  
 315 vs. Pittsburgh, 12/31/89

**Most Yards Gained in a Game, Passing, Opponent**

407 vs. St. Louis, 1/30/00  
 349 @ San Diego, 12/29/79  
 345 @ Baltimore, 1/11/20  
 337 @ New England, 1/13/18

317 vs. Denver, 12/23/79

**Fewest Yards Gained in a Game, Passing**

55 vs. Buffalo, 1/8/00  
 70 @ Pittsburgh, 1/7/79  
 71 @ New England, 1/4/20  
 83 @ Baltimore, 1/11/20  
 108 @ Oakland, 12/31/67

**Fewest Yards Gained in a Game, Passing, Opponent**

38 vs. Dallas Texans, 12/23/62  
 96 vs. Buffalo, 1/8/00  
 101 @ Oakland, 12/31/67

**Fewest Yards Gained in a Game, Passing, Both Teams**

151 vs. Buffalo, 1/8/00 (Buffalo 96, Titans 55)  
 209 @ Oakland, 12/31/67 (Oilers 108, Oakland 101)  
 251 vs. Denver, 12/23/79 (Oilers 147, Denver 104)

**TEAM PLAYOFF RECORDS: SACKS****Most Sacks in a Game**

6 vs. Denver, 12/23/79  
 6 vs. Dallas Texans, 12/23/62  
 6 @ San Diego, 12/24/61  
 6 vs. Buffalo, 1/8/00  
 5 vs. Baltimore, 1/10/21  
 4 (Three times, last at Baltimore, 1/11/20)

**Most Sacks in a Game, Opponent**

9 vs. Kansas City, 1/16/94

8 @ New England, 1/13/18  
 7 @ Oakland, 12/28/80  
 6 @ Oakland, 12/21/69

**Most Sacks in a Game, Both Teams**

11 vs. Kansas City, 1/16/94 (Oilers 9, Kansas City 2)  
 10 @ San Diego, 12/24/61 (Oilers 6, San Diego 4)  
 7 @ Pittsburgh, 1/7/79 (Oilers 5, Pittsburgh 2)

6 @ Kansas City, 1/6/18 (Titans 4, Kansas City 2)  
 6 vs. Baltimore, 1/10/21 (Titans 5, Baltimore 1)

**Fewest Sacks in a Game, Both Teams**

0 @ Denver, 1/4/92

**TEAM PLAYOFF RECORDS: PUNTING****PUNTS****Most Punts in a Game**

11 @ Oakland, 12/21/69  
 11 @ Oakland, 12/31/67  
 9 @ Oakland, 12/28/80

**Most Punts in a Game, Opponent**

9 @ Oakland, 12/28/80  
 8 vs. Baltimore, 1/10/09  
 8 @ Baltimore, 1/3/04  
 8 vs. Baltimore, 1/7/01  
 8 vs. Buffalo, 1/8/00  
 8 vs. Dallas Texans, 12/23/62  
 7 @ Indianapolis, 1/16/00  
 7 vs. Seattle, 1/3/88

**Most Punts in a Game, Both Teams**

18 @ Oakland, 12/28/80 (Oilers 9, Oakland 9)  
 16 @ Oakland, 12/21/69 (Oilers 11, Oakland 5)  
 15 vs. Buffalo, 1/8/00 (Buffalo 8, Titans 7)

15 @ Oakland, 12/31/67 (Oilers 11, Oakland 4)  
 14 @ Baltimore, 1/3/04 (Titans 6, Ravens 8)

45.3 @ Jacksonville, 1/23/00  
 45.2 vs. Denver, 12/23/79

**TEAM PUNTING AVERAGE****Highest Average Distance in a Game (minimum 4 Punts)**

53.3 vs. Baltimore, 1/10/09  
 52.5 @ Baltimore, 1/11/20  
 52.0 @ Indianapolis, 1/16/00  
 45.8 @ New England, 1/4/20  
 45.6 vs. Baltimore, 1/10/21  
 45.1 @ New England, 1/13/18  
 44.3 @ Baltimore, 1/3/04  
 44.0 @ Oakland, 12/28/80

**Highest Average Distance in a Game, Opponent (minimum 4 punts)**

50.0 @ Kansas City, 1/6/18  
 48.8 @ Baltimore, 1/3/04  
 48.6 @ Indianapolis, 1/16/00  
 46.0 @ New England, 1/4/20

## TEAM PLAYOFF RECORDS: INTERCEPTIONS

### Most Interceptions in a Game

- 6 @ San Diego, 12/24/61
- 5 @ Pittsburgh, 1/7/79
- 5 vs. Dallas Texans, 12/23/62

### Most Interceptions in a Game, Opponent

- 5 @ San Diego, 12/29/79
- 4 @ San Diego, 12/24/61
- 3 5 times, last @ Baltimore, 1/3/04

### Most Interceptions in a Game, Both Teams

- 10 @ San Diego, 12/24/61 (Oilers 6, San Diego 4)
- 7 @ Pittsburgh, 1/7/79 (Oilers 5, Pittsburgh 2)
- 6 2 times, last @ San Diego, 12/29/79 (San Diego 5, Oilers 1)
- 5 @ Baltimore, 1/3/04 (Titans 3, Ravens 2)

### Fewest Interceptions in a Game

- 0 Eleven times, last @ New England, 1/13/18

### Fewest Interceptions in a Game, Opponents

- 0 11 times, last @ Baltimore, 1/11/20

### Fewest Interceptions in a Game, Both Teams

- 0 Five times, last @ New England 1/13/18
- 1 7 times, last @ Kansas City, 1/6/18

## TEAM PLAYOFF RECORDS: FUMBLES

### TEAM FUMBLES

#### Most Fumbles in a Game

- 7 vs. Kansas City, 1/16/94
- 6 @ Pittsburgh, 1/7/79
- 5 Four times, last vs. Baltimore, 1/10/09

#### Most Fumbles in a Game, Opponent

- 6 @ Pittsburgh, 1/7/79
- 5 @ Jacksonville, 1/23/00
- 3 @ Denver, 1/4/92
- 3 @ Oakland, 12/21/69
- 3 @ Oakland, 1/19/03

#### Most Fumbles in a Game, Both Teams

- 12 @ Pittsburgh, 1/7/79 (Oilers 6, Pittsburgh 6)

- 10 @ Jacksonville, 1/23/00 (Titans 5, Jacksonville 5)
- 7 vs. Baltimore, 1/10/09 (Titans 5, Baltimore 2)
- 7 vs. Kansas City, 1/16/94 (Oilers 7, Kansas City 0)
- 7 vs. San Diego, 12/24/61 (Oilers 5, San Diego 2)

- 2 @ Miami, 12/24/78
- 2 vs. San Diego, 12/24/61

#### Most Fumbles Lost in a Game, Both Teams

- 7 @ Pittsburgh, 1/7/79 (Oilers 4, Pittsburgh 3)
- 7 @ Jacksonville, 1/23/00 (Jacksonville 4, Titans 3)
- 3 6 times, last @ Oakland, 1/19/03

### TEAM FUMBLES LOST

#### Most Fumbles Lost in a Game

- 4 @ Pittsburgh, 1/7/79
- 3 @ Jacksonville, 1/23/00
- 2 9 times, last vs. Baltimore, 1/10/09

#### Most Fumbles Lost in a Game, Opponent

- 4 @ Jacksonville, 1/23/00
- 3 @ Pittsburgh, 1/7/79

## TEAM PLAYOFF RECORDS: PENALTIES

### PENALTIES

#### Most Penalties in a Game

- 13 @ Denver, 1/4/92
- 12 vs. Baltimore, 1/10/09
- 11 @ Cleveland, 12/24/88
- 10 @ New England, 1/13/18

#### Most Penalties in a Game, Opponent

- 14 @ Oakland, 12/28/80
- 14 @ Oakland, 1/19/03
- 10 vs. Buffalo, 1/8/00
- 10 @ San Diego, 12/24/61

#### Most Penalties in a Game, Both Teams

- 22 @ Oakland, 12/28/80 (Oakland 14, Oilers 8)
- 21 @ Oakland, 1/19/03 (Oakland 14, Titans 7)
- 20 @ Cleveland, 12/24/88 (Oilers 11, Cleveland 9)
- 20 vs. Baltimore, 1/10/09 (Titans 12, Baltimore 8)

#### Fewest Penalties in a Game

- 2 vs. Baltimore, 1/10/21
- 2 vs. Buffalo, 1/8/00
- 2 @ Pittsburgh, 1/6/80
- 2 vs. Denver, 12/23/79
- 2 @ New England, 12/31/78

#### Fewest Penalties in a Game, Opponent

- 1 @ Miami, 12/24/78
- 2 @ New England, 1/10/04
- 3 @ New England, 1/4/20
- 3 vs. Seattle, 1/3/88
- 3 vs. LA Chargers, 1/1/61

#### Fewest Penalties in a Game, Both Teams

- 6 @ Miami, 12/24/78 (Oilers 5, Miami 1)
- 7 4 times, last vs. Baltimore, 1/10/21 (Titans 2, Baltimore 5)

### YARDS PENALIZED

#### Most Yards Penalized in a Game

- 118 @ Cleveland, 12/24/88
- 92 vs. Pittsburgh, 1/11/03
- 89 vs. Baltimore, 1/10/09
- 85 @ Denver, 1/4/92

#### Most Yards Penalized in a Game, Opponent

- 127 @ Oakland, 1/19/03
- 106 @ San Diego, 12/24/61
- 100 @ Jacksonville, 1/23/00
- 92 @ New England, 12/24/78

#### Most Yards Penalized in a Game, Both Teams

- 193 @ Cleveland, 12/24/88 (Oilers 118, Cleveland 75)
- 187 @ Oakland, 1/19/03 (Raiders 127, Titans 60)
- 174 @ San Diego, 12/24/61 (San Diego 106, Oilers 68)
- 155 2 times, last @ Denver, 1/4/92 (Oilers 85, Den. 70)

**Fewest Yards Penalized in a Game**

10	vs. Baltimore, 1/10/21
10	@ Pittsburgh, 1/6/80
12	vs. Buffalo, 1/8/00
19	vs. Denver, 12/23/79

**Fewest Yards Penalized in a Game, Opponent**

5	@ Miami, 12/24/78
14	@ New England, 1/10/04
15	vs. LA Chargers, 1/1/61
20	vs. Seattle, 1/3/88

**Fewest Yards Penalized in a Game, Both**

42	@ Miami, 12/24/78 (Oilers 37, Miami 5)
44	@ Pittsburgh, 1/6/80 (Pittsburgh 34, Oilers 10)
45	vs. Seattle, 1/3/88 (Oilers 25, Seattle 20)

**BIG DAYS/PLAYOFFS (300 YDS PASSING, 100 YDS RUSHING, 100 YDS RECEIVING)****PASSING**

371	Warren Moon @ Buffalo	Jan. 3, 1993	(36 of 50)
338	Steve McNair vs. Pittsburgh	Jan. 11, 2003	(27 of 44)
325	Warren Moon @ Denver	Jan. 4, 1992	(27 of 36)
315	Warren Moon vs. Pittsburgh	Dec. 31, 1989	(29 of 48)
306	Dan Pastorini @ Miami	Dec. 24, 1978	(20 of 29)
306	Warren Moon vs. Kansas City	Jan. 16, 1994	(32 of 43)
301	George Blanda vs. Los Angeles	Jan. 1, 1961	(16 of 32)

**RUSHING**

195	<b>Derrick Henry</b> @ Baltimore	Jan. 11, 2020	(30 carries)
182	<b>Derrick Henry</b> @ New England	Jan. 4, 2020	(34 carries)
162	Eddie George @ Indianapolis	Jan. 16, 2000	(26 carries)
156	<b>Derrick Henry</b> @ Kansas City	Jan. 6, 2018	(23 carries)
118	Earl Campbell @ New England	Dec. 31, 1978	(27 carries)

**CAREER 300-YARD  
PASSING PLAYOFF GAMES**

No.	Player	W-L
4	Warren Moon	0-4
1	George Blanda	1-0
1	Dan Pastorini	1-0
1	Steve McNair	1-0

**CAREER 100-YARD  
RUSHING PLAYOFF GAMES**

No.	Player	W-L
3	<b>Derrick Henry</b>	3-0
2	Eddie George	2-0
1	Earl Campbell	1-0

**CAREER 100-YARD  
RECEIVING PLAYOFF GAMES**

No.	Player	W-L
3	Ernest Givins	0-3
1	Mike Barber	1-0
1	Ken Burrough	1-0
1	Billy Cannon	1-0
1	Justin Gage	0-1
1	Frank Wycheck	1-0

106	Eddie George vs. Buffalo	Jan. 8, 2000	(29 carries)
-----	--------------------------	--------------	--------------

**RECEIVING**

136	Ernest Givins vs. Pittsburgh	Dec. 31, 1989	(11 receptions)
135	Justin Gage vs. Baltimore	Jan. 10, 2009	(10 receptions)
128	Billy Cannon vs. Los Angeles	Jan. 1, 1961	(3 receptions)
123	Frank Wycheck vs. Pittsburgh	Jan. 11, 2003	(10 receptions)
117	Ernest Givins @ Buffalo	Jan. 3, 1993	(9 receptions)
112	Mike Barber @ Miami	Dec. 24, 1978	(4 receptions)
111	Ernest Givins @ Denver	Jan. 4, 1992	(6 receptions)
103	Ken Burrough @ Miami	Dec. 24, 1978	(6 receptions)

# PLAYOFF GAME SUMMARIES

## AFL CHAMPIONSHIP GAME – 1960 Houston 24, Los Angeles Chargers 16 January 1, 1961 • Jeppesen Stadium

One sensational play by rookie halfback Billy Cannon, the previous season's Heisman Trophy winner, was the difference, as the Houston Oilers defeated the Los Angeles Chargers 24-16 in the first AFL Championship game. The Chargers took the early lead on two field goals by Ben Agajanian, but QB George Blanda brought the Oilers back, throwing a 17-yard touchdown pass to Dave Smith and kicking an 18-yard field goal, which put Houston ahead 10-9 at halftime. The teams exchanged touchdowns in the third quarter, with Blanda throwing a seven-yard scoring pass to Bill Groman and Chargers halfback Paul Lowe pounding over from the 2. Protecting a one-point lead in the fourth quarter and facing a third-and-nine at the Houston 12, Blanda threw a short pass to Cannon, who broke a tackle and outran the Chargers' secondary to complete an 88-yard scoring play. In the final minute of the game, the Oilers drove down the field, reaching the Houston 22. However, the Oilers held on fourth down for the title.

Los Angeles	6	3	7	0	16
Houston	0	10	7	7	24

TEAM	SCORING PLAY	QTR-INTO
Chargers	Agajanian 38 yd. field goal	1-10:58
Chargers	Agajanian 22 yd. field goal	1-6:44
Oilers	Smith 17 yd. pass from Blanda (Blanda kick)	2-11:09
Oilers	Blanda 18 yd. field goal	2-5:15
Chargers	Agajanian 27 yd. field goal	2-0:09
Oilers	Groman 7 yd. pass from Blanda (Blanda kick)	3-N/A
Chargers	Lowe 2 yd. run (Agajanian, kick)	3-N/A
Oilers	Cannon 88 yd. pass from Blanda (Blanda kick)	4-N/A

Missed FG: N/A  
Attendance: 32,183

	Chargers	Oilers
First downs	21	17
Total yards	333	401
Rushing yards	162	100
Passing yards	171	301
Passes-comp.-Int.	41-21-2	32-16-0
Punts-avg.	4-41.0	5-34.0
Punt return yards	2-42	0-0
Kickoff return yards	5-123	5-128
Fumbles-lost	2-0	0-0
Penalties-yards	3-15	4-54

RUSHING									
OILERS	Att	Yds	Lg	TD	CHARGERS	Att	Yds	Lg	TD
Cannon	18	50	NA	0	Lowe	21	165	NA	1
Smith	19	45	NA	0	Kemp	6	19	NA	0
Hall	3	5	NA	0	Ferguson	4	14	NA	0
					Ford	2	5	NA	0
<b>TOTALS</b>	<b>40</b>	<b>100</b>	<b>NA</b>	<b>0</b>	<b>TOTALS</b>	<b>35</b>	<b>162</b>	<b>NA</b>	<b>1</b>

PASSING									
OILERS	Att	Cmp	Yds	TD-I	CHARGERS	Att	Cmp	Yds	TD-I
Blanda	31	16	301	3-0	Kemp	41	21	171	0-2
Cannon	1	0	0	0-0					
<b>TOTALS</b>	<b>32</b>	<b>16</b>	<b>301</b>	<b>3-0</b>	<b>TOTALS</b>	<b>41</b>	<b>21</b>	<b>171</b>	<b>0-2</b>

RECEIVING									
OILERS	Rec	Yds	Lg	TD	CHARGERS	Rec	Yds	Lg	TD
Smith	5	52	NA	1	Norton	6	55	NA	0
Cannon	3	128	NA	1	Lowe	3	35	NA	0
Carson	1	13	NA	0	Womble	6	23	NA	0
Hennigan	4	71	NA	0	Kocourek	3	57	NA	0
Groman	3	37	NA	1	Ferguson	2	29	NA	0
					Flowers	1	6	NA	0
<b>TOTALS</b>	<b>16</b>	<b>301</b>	<b>NA</b>	<b>3</b>	<b>TOTALS</b>	<b>21</b>	<b>171</b>	<b>NA</b>	<b>0</b>

## AFL CHAMPIONSHIP GAME – 1961 Houston 10, San Diego Chargers 3 Dec. 24, 1961 • Balboa Stadium

The Houston Oilers defeated the San Diego Chargers 10-3 to win their second consecutive AFL title. In a game marked by turnovers, Houston had seven and San Diego six. The only score of the first half came on a 46-yard field goal by George Blanda, which followed a nine-yard San Diego punt. In the third quarter, the Oilers put together the only sustained drive of the game, moving 80 yards. With a third-and-five at the San Diego 35, Blanda rolled to his right and found Billy Cannon open at the 17. Cannon jumped to make the catch, shrugged off a would-be tackler, and motored into the end zone for a touchdown that put Houston up 10-0. The Chargers scored early in the fourth quarter on a 12-yard field goal by George Blair, but they could not get on the scoreboard again.

San Diego	0	0	0	3	3
Houston	0	3	7	0	10

TEAM	SCORING PLAY	QTR
Oilers	Blanda 46 yd. field goal	2
Oilers	Cannon 35 yd. pass from Blanda (Blanda kick)	3
Chargers	Blair 12 yd. field goal	4

Missed FG: N/A  
Attendance: 29,556

	Chargers	Oilers
First downs	15	18
Total yards	482	416
Rushing yards	79	96
Passing yards	177	160
Passes-comp.-Int.	31-17-4	41-18-6
Punts-avg.	6-33.3	4-41.5
Punt return yards	1-16	0-0
Kickoff return yards	2-50	0-0
Fumbles-lost	2-2	5-1
Penalties-yards	10-106	5-68
Field goals made-att	1-1	1-1

RUSHING											
OILERS	Att	Yds	Lg	TD	CHARGERS	Att	Yds	Lg	TD		
Cannon	15	48	22	0	Lincoln	3	7	4	0		
Tolar	16	52	20	0	Lowe	5	30	12	0		
Blanda	2	4	1	0	Roberson	8	37	23	0		
					Kemp	4	5	17	0		
<b>TOTALS</b>	<b>33</b>	<b>96</b>	<b>22</b>	<b>0</b>	<b>TOTALS</b>	<b>20</b>	<b>79</b>	<b>23</b>	<b>0</b>		

PASSING											
OILERS	Att	Cmp	Yds	TD-I	CHARGERS	Att	Cmp	Yds	TD-I		
Blanda	40	18	160	1-5	Kemp	32	17	226	0-4		
Groman	1	0	0	0-1							
<b>TOTALS</b>	<b>41</b>	<b>18</b>	<b>160</b>	<b>1-6</b>	<b>TOTALS</b>	<b>32</b>	<b>17</b>	<b>226</b>	<b>0-4</b>		

RECEIVING											
OILERS	Rec	Yds	Lg	TD	CHARGERS	Rec	Yds	Lg	TD		
Cannon	5	53	35	1	Lincoln	1	3	3	0		
Tolar	2	2	8	0	Roberson	1	11	11	0		
Groman	3	32	19	0	Kocourek	7	123	40	0		
Hennigan	5	43	14	0	Norton	3	48	28	0		
Dewveall	2	10	11	0	Flowers	2	17	9	0		
McLeod	1	20	20	0	Scarpitto	1	9	9	0		
					Hayes	1	5	5	0		
<b>TOTALS</b>	<b>18</b>	<b>160</b>	<b>35</b>	<b>1</b>	<b>TOTALS</b>	<b>17</b>	<b>226</b>	<b>40</b>	<b>0</b>		

\* Some game summaries in this section from *Total Football* and *NFL Record & Fact Book*.



# PLAYOFF GAME SUMMARIES

**AFL CHAMPIONSHIP GAME – 1962**  
**Dallas 20, Houston 17 (2 OT)**  
**Dec. 23, 1962 • Jeppesen Stadium**

In what was at the time the longest game in the history of professional football, the Dallas Texans dethroned the two-time defending AFL champion Houston Oilers when Tommy Brooker kicked a 25-yard field goal after 2:54 of the sixth quarter, or 17:54 of sudden-death overtime. The Texans led 17-0 after two quarters, but the Oilers, tied it up with 17 second-half points. The overtime started with a potentially damaging gaffe by Dallas captain Abner Haynes, who had already scored twice, but who won the toss and then elected to 'kick to the clock'. What Haynes wanted was the strong wind behind his team, but, by saying kick first, it gave the Oilers the chance to decide which end to take, and they, needless to say, chose to have the wind behind them. As it turned out, it didn't matter. After an interception near the end of the first overtime period, the Texans took over. Two big plays by fullback Jack Spikes put the ball at the Houston 19, and, on fourth-and-nine, Brooker ended the contest.

Dallas	..... 3	14	0	0	0	3	20
Houston	..... 0	0	7	10	0	0	17

TEAM	SCORING PLAY	QTR-INTO
Dallas	Brooker 16 yd. field goal	1-4:21
Dallas	Haynes 28 yd. pass from Dawson (Brooker kick)	2-14:31
Dallas	Haynes 2 yd. run (Brooker, kick)	2-3:31
Houston	Dewveall 15 yd. pass from Blanda (Blanda kick)	3-11:51
Houston	Blanda 31 yd. field goal	4-11:09
Houston	Tolar 1 yd. run (Blanda kick)	4-5:51
Dallas	Brooker 25 yd. field goal	6-12:05

Attendance: 37,081

	Texans	Oilers
First downs	19	21
Total yards	287	359
Rushing yards	199	98
Passing yards	88	261
Passes-comp.-Int.	14-9-0	46-23-5
Punts-avg.	8-31.2	3-39.3
Punt return yards	1-0	1-0
Kickoff return yards	4-86	5-139
Fumbles-lost	1-1	1-1
Penalties-yards	10-73	5-47
Field goals made-att	2-1	0-0

RUSHING									
OILERS	Att	Yds	Lg	TD	TEXANS	Att	Yds	Lg	TD
Tolar	17	58	12	1	Spikes	11	77	33	0
Cannon	11	37	7	0	McClinton	24	70	8	0
Smith	2	3	4	0	Dawson	5	26	11	0
					Haynes	14	26	14	0
<b>TOTALS</b>	<b>30</b>	<b>98</b>	<b>12</b>	<b>1</b>	<b>TOTALS</b>	<b>54</b>	<b>199</b>	<b>33</b>	<b>0</b>

PASSING									
OILERS	Att	Cmp	Yds	TD-I	TEXANS	Att	Cmp	Yds	TD-I
Blanda	46	23	261	1-5	Dawson	14	9	88	1-0
<b>TOTALS</b>	<b>46</b>	<b>23</b>	<b>261</b>	<b>1-5</b>	<b>TOTALS</b>	<b>14</b>	<b>9</b>	<b>88</b>	<b>1-0</b>

RECEIVING									
OILERS	Rec	Yds	Lg	TD	TEXANS	Rec	Yds	Lg	TD
Hennigan	3	37	19	0	Haynes	3	45	28	1
Tolar	1	8	8	0	Spikes	2	24	14	0
McLeod	5	70	21	0	Arbanas	2	21	12	0
Cannon	6	54	21	0	Bishop	1	0	0	0
Dewveall	6	95	24	1	McClinton	1	4	4	0
Jamison	1	9	9	0					
Smith	1	6	6	0					
<b>TOTALS</b>	<b>23</b>	<b>261</b>	<b>24</b>	<b>1</b>	<b>TOTALS</b>	<b>9</b>	<b>88</b>	<b>28</b>	<b>1</b>

**AFL CHAMPIONSHIP GAME – 1967**  
**Oakland 40, Houston 7**  
**Dec. 31, 1967 • Alameda County Coliseum**

Big plays before and after halftime broke open a tight game, as the Raiders won their first AFL title with a 40-7 victory against Houston. The Raiders led 10-0 in the final minutes of the half, the big play a 69-yard touchdown run by Hewritt Dixon. The Raiders lined up for a field goal attempt from the Houston 17, but instead quarterback Daryle Lamonica took the snap and threw to a wide open Dave Kocourek for a touchdown with 18 seconds remaining to build the lead to 17-0. The Oilers hoped for a big play to open the second half, and they got it, but it was in favor of the Raiders. Zeke Moore fumbled the kickoff and Oakland recovered deep in Houston territory, leading to Lamonica's one-yard quarterback sneak. In the next two quarters, George Blanda kicked three field goals, to give him 16 points for the day, and Lamonica threw a touchdown pass to Bill Miller.

Oakland	..... 3	14	10	13	40
Houston	..... 0	0	0	7	7

TEAM	SCORING PLAY	QTR
Oakland	Blanda 37 yd. field goal	1
Oakland	Dixon 69 yd. run (Blanda kick)	2
Oakland	Kocourek 17 yd. pass from Lamonica (Blanda kick)	2
Oakland	Lamonica 1 yd. run (Blanda kick)	3
Oakland	Blanda 40 yd field goal	3
Oakland	Blanda 42 yd. field goal	4
Houston	Frazier 5 yd. pass from Beathard (Wittenborn kick)	4
Oakland	Blanda 36 yd. field goal	4
Oakland	Miller 12 yd. pass from Lamonica (Blanda kick)	4

Attendance: 53,330

	Raiders	Oilers
First downs	18	11
Total yards	364	146
Rushing yards	263	38
Passing yards	101	108
Passes-comp.-Int.	26-10-0	35-15-1
Punts-avg.	4-44.3	11-38.6
Fumbles-lost	0-0	4-2
Penalties-yards	4-69	7-45

RUSHING									
OILERS	Att	Yds	Lg	TD	RAIDERS	Att	Yds	Lg	TD
Granger	14	19	NA	0	Dixon	21	144	NA	1
Campbell	6	15	NA	0	Banaszak	15	116	NA	0
Blanks	1	6	6	0	Lamonica	5	22	NA	1
Beathard	1	-2	-2	0	Hagberg	2	-1	NA	0
<b>TOTALS</b>	<b>22</b>	<b>38</b>	<b>NA</b>	<b>0</b>	<b>TOTALS</b>	<b>43</b>	<b>281</b>	<b>NA</b>	<b>2</b>

PASSING									
OILERS	Att	Cmp	Yds	TD-I	RAIDERS	Att	Cmp	Yds	TD-I
Beathard	35	15	142	1-1	Lamonica	24	10	111	2-0
					Blanda	2	0	0	0-0
<b>TOTALS</b>	<b>35</b>	<b>15</b>	<b>142</b>	<b>1-1</b>	<b>TOTALS</b>	<b>26</b>	<b>10</b>	<b>111</b>	<b>2-0</b>

RECEIVING									
OILERS	Rec	Yds	Lg	TD	RAIDERS	Rec	Yds	Lg	TD
Frazier	7	81	NA	1	Miller	3	32	NA	1
Reed	4	60	NA	0	Cannon	2	31	NA	0
Campbell	2	5	NA	0	Biletnikoff	2	19	NA	0
Taylor	1	6	NA	0	Kocourek	1	17	17	1
<b>TOTALS</b>	<b>14</b>	<b>151</b>	<b>NA</b>	<b>1</b>	<b>TOTALS</b>	<b>8</b>	<b>99</b>	<b>17</b>	<b>2</b>

# PLAYOFF GAME SUMMARIES

**AFL PLAYOFF GAME – 1969**  
**Oakland 56, Houston 7**  
**Dec. 21, 1969 • Alameda County Coliseum**

Oakland scored four touchdowns in 4:22 of the first quarter, as the Raiders jumped to a quick 28-0 lead on the way to a 56-7 victory over the Oilers. The key figure was quarterback Daryle Lamonica, who threw six touchdown passes. On their second possession, the Raiders moved 50 yards in five plays, with Lamonica throwing a 13-yard scoring pass to Fred Biletnikoff. On the first play after the kickoff, George Atkinson intercepted Pete Beathard's pass and returned it 57 yards for a score. The Oilers again lost the ball the first play after the kickoff, as Hoyle Granger fumbled and Carleton Oats recovered at the Houston 24. On first down, Lamonica hit Rod Sherman for a touchdown. Following the next kickoff, Houston again fumbled - this time by Beathard on the fourth play - and Tom Keating recovered. Again it took the Raiders one play to score, Lamonica finding Biletnikoff for the touchdown.

Oakland	25	7	14	7	56
Houston	0	0	0	7	7

TEAM	SCORING PLAY	QTR-INTO
Raiders	Biletnikoff 13 yd. pass from Lamonica (Blanda kick)	1-6:33
Raiders	Atkinson 57 yd. interception return (Blanda kick)	1-7:26
Raiders	Sherman 24 yd. pass from Lamonica (Blanda kick)	1-8:32
Raiders	Biletnikoff 31yd. pass from Lamonica (Blanda kick)	1-10:55
Raiders	Smith 60 yd. pass from Lamonica (Blanda kick)	2-9:12
Raiders	Sherman 23 yd. pass from Lamonica (Blanda kick)	3-9:49
Raiders	Cannon 3 yd. pass from Lamonica (Blanda kick)	3-14:49
Oilers	Reed 8 yd. pass from Beathard (Gerela kick)	4-6:17
Raiders	Hubbard 4 yd. run (Blanda kick)	4-12:35

**Missed FG:** None  
**Attendance:** 53,539

	Raiders	Oilers
First downs	17	14
Total yards	412	197
Rushing yards	110	28
Passing yards	302	169
Passes-comp.-Int.	22-14-3	46-18-3
Punts-avg.	5-42.0	11-41.4
Punt return yards	3-27	2-4
Kickoff return yards	2-64	7-130
Fumbles-lost	3-1	3-2
Penalties-yards	7-63	3-48

RUSHING									
OILERS	Att	Yds	Lg	TD	RAIDERS	Att	Yds	Lg	TD
Granger	14	29	9	0	Dixon	13	48	17	0
Campbell	1	0	0	0	Smith	8	3	3	0
Levias	1	4	4	0	Hubbard	6	19	5	1
Beathard	3	-5	3	0	Todd	8	31	30	0
					Hagberg	2	9	5	0
<b>TOTALS</b>	<b>19</b>	<b>28</b>	<b>9</b>	<b>0</b>	<b>TOTALS</b>	<b>37</b>	<b>110</b>	<b>30</b>	<b>1</b>

PASSING									
OILERS	Att	Cmp	Yds	TD-I	RAIDERS	Att	Cmp	Yds	TD-I
Beathard	46	18	209	1-3	Lamonica	17	13	276	6-1
					Blanda	5	1	33	0-2
<b>TOTALS</b>	<b>46</b>	<b>18</b>	<b>209</b>	<b>1-3</b>	<b>TOTALS</b>	<b>22</b>	<b>14</b>	<b>309</b>	<b>6-3</b>

RECEIVING									
OILERS	Rec	Yds	Lg	TD	RAIDERS	Rec	Yds	Lg	TD
Bierne	5	48	12	0	Biletnikoff	3	70	31	2
Reed	7	81	18	1	Sherman	4	60	24	2
Granger	3	31	24	0	Smith	4	103	60	1
Haik	2	42	29	0	Todd	1	40	40	0
Levias	1	7	7	0	Hubbard	1	33	33	0
					Cannon	1	3	3	1
<b>TOTALS</b>	<b>18</b>	<b>209</b>	<b>29</b>	<b>1</b>	<b>TOTALS</b>	<b>14</b>	<b>309</b>	<b>60</b>	<b>6</b>

**AFC WILD CARD GAME – 1978**  
**Houston 17, Miami 9**  
**Dec. 24, 1978 • Orange Bowl**

The Oilers, making their first postseason appearance since 1969, advanced to the divisional playoffs on a brilliant passing performance by Dan Pastorini, who completed 20 of 29 passes for 306 yards and one touchdown. The two AFC wild card teams were locked in a 7-7 tie until midway through the fourth quarter. But Pastorini then completed all four of his passes in a 53-yard drive that set up Toni Fritsch's 35-yard field goal for a 10-7 lead with 7:25 left. One play after the ensuing kickoff, Gregg Bingham intercepted a Bob Griese pass and the Oilers drove 50 yards in 10 plays (9 on the ground) for Earl Campbell's clinching touchdown from the one-yard line. Griese completed 11 of 28 passes. Campbell, the NFL's leading rusher during regular season with 1,450 yards, gained 84 yards on 26 carries.

Miami	7	0	0	2	9
Houston	7	0	0	10	17

TEAM	SCORING PLAY	QTR-INTO
Dolphins	Tollman 13 yd. pass from Griese (Yepremian kick)	1-9:58
Oilers	Wilson 13 yd. pass from Pastorini (Fritsch kick)	1-14:57
Oilers	Fritsch 27 yd. field goal	4-5:18
Oilers	Campbell 1 yd. run (Fritsch kick)	4-5:10
Dolphins	Safety	4-14:49

**Missed FG:** Yepremian missed FG, Bokamper FG blocked  
**Attendance:** 70,036

	Dolphins	Oilers
First downs	14	23
3rd-down conversion-att	5-12-42%	8-16-50%
Total yards	209	455
Rushing yards	91	165
Passing yards	118	290
Passes-comp.-Int.	30-12-3	30-20-0
Punts-avg.	5-48.6	5-44.0
Punt return yards	1-24	3-11
Kickoff return yards	5-109	2-55
Fumbles-lost	2-2	3-1
Penalties-yards	1-5	5-37
Field goals made-att	0-1	1-2
Time of possession	24:17	35:43

RUSHING									
OILERS	Att	Yds	Lg	TD	DOLPHINS	Att	Yds	Lg	TD
Campbell	26	84	20	1	Williams	13	41	9	0
Wilson	14	76	21	0	Harris	9	43	9	0
Coleman	1	2	2	0	Bulaich	2	0	0	0
Poole	1	12	12	0	Moore	1	7	7	0
Pastorini	3	-9	-3	0					
<b>TOTALS</b>	<b>45</b>	<b>165</b>	<b>21</b>	<b>1</b>	<b>TOTALS</b>	<b>25</b>	<b>91</b>	<b>9</b>	<b>0</b>

PASSING									
OILERS	Att	Cmp	Yds	TD-I	DOLPHINS	Att	Cmp	Yds	TD-I
Pastorini	29	20	306	1-0	Griese	28	1	114	1-2
Barber	1	0	0	0-0	Strock	2	1	23	0-1
<b>TOTALS</b>	<b>30</b>	<b>20</b>	<b>306</b>	<b>1-0</b>	<b>TOTALS</b>	<b>30</b>	<b>12</b>	<b>137</b>	<b>1-3</b>

RECEIVING									
OILERS	Rec	Yds	Lg	TD	DOLPHINS	Rec	Yds	Lg	TD
Wilson	5	40	13	1	Harris	4	42	19	0
Caster	1	11	11	0	Williams	1	8	8	0
Barber	4	112	55	0	Tillman	2	24	13	1
Burrough	6	103	53	0	Harris	1	21	21	0
Coleman	1	5	5	0	Bulaich	2	14	9	0
Woods	2	22	16	0	Moore	2	28	23	0
Campbell	1	13	13	0					
<b>TOTALS</b>	<b>20</b>	<b>306</b>	<b>55</b>	<b>1</b>	<b>TOTALS</b>	<b>12</b>	<b>137</b>	<b>23</b>	<b>1</b>

**INDIVIDUAL DEFENSE (press box stats)**  
**OILERS** – Leading Tackler: Currier 6-2-8, Kiner 5-3-8. Sacks: Washington 1, Bethea 1. Int.: Stemrick 1, Reinfeldt 1, Bingham 1. FR: Washington 1.  
**DOLPHINS** – Leading Tackler: Babb 7-4-11, Baumhower 8-3-11. Sacks: Bokamper 2. Int.: None. FR: Rhone 1.

## PLAYOFF GAME SUMMARIES

**AFC DIVISIONAL PLAYOFF GAME – 1978**  
Houston 31, New England 14  
December 31, 1978 • Schaefer Stadium

Houston captured its second straight postseason road victory and advanced into its first AFC championship game with an impressive win over New England, the AFC East champion. Houston quarterback Dan Pastorini completed 10 of 13 passes for 184 yards and three touchdowns as the Oilers jumped to a 21-0 halftime lead. After a scoreless first period, Pastorini hit wide receiver Ken Burrough on a 71-yard touchdown pass and connected with tight end Mike Barber on 19- and 13-yard touchdown strikes. New England narrowed the gap to 24-14 early in the final quarter on two scoring passes- a 24-yard option toss from running back Andy Johnson to wide receiver Harold Jackson and another 24-yard pass from backup quarterback Tom Owen to tight end Russ Francis. Linebacker Gregg Bingham's 19-yard interception return to New England's 18-yard line with 5:07 remaining stopped the Patriots' rally and set up running back Earl Campbell's two-yard touchdown run three plays later.

New England	.....	0	0	7	7	14
Houston	.....	0	21	3	7	31

TEAM	SCORING PLAY	QTR-INTO
Oilers	Burrough 71 yd. pass from Pastorini (Fritsch kick)	2-1:35
Oilers	Barber 19 yd. pass from Pastorini (Fritsch kick)	2-8:12
Oilers	Barber 13 yd. pass from Pastorini (Fritsch kick)	2-14:35
Oilers	Fritsch 30 yd. field goal	3-7:56
Patriots	Jackson 24 yd. pass from Johnson (Posey kick)	3-14:43
Patriots	Francis 24 yd. pass from Owen (Posey kick)	4-5:43
Oilers	Campbell 2 yd. run (Fritsch kick)	4-11:19

Missed FG: Posey 43WR  
Attendance: 60,881

	Patriots	Oilers
First downs	15	21
3rd-down conversion-att	6-13-46%	11-17-65%
Total yards	263	344
Rushing yards	83	174
Passing yards	180	170
Passes-comp.-Int.	35-16-3	15-12-1
Punts-avg.	4-43.3	5-34.8
Punt return yards	3-6	3-6
Kickoff return yards	5-136	3-53
Fumbles-lost	2-0	1-0
Penalties-yards	8-92	2-25
Field goals made-att	0-1	1-1
Time of possession	26:04	33:06

		RUSHING							
OILERS	Att	Yds	Lg	TD	PATRIOTS	Att	Yds	Lg	TD
Campbell	27	118	35	1	Cunningham	10	42	8	0
Wilson	14	26	8	0	Grogan	1	16	16	0
Coleman	7	19	12	0	Johnson	6	14	4	0
Duncan	2	7	5	0	Ivory	3	11	6	0
Poole	3	7	4	0					
Nielson	1	-3	-3	0					
<b>TOTALS</b>	<b>54</b>	<b>174</b>	<b>35</b>	<b>1</b>	<b>TOTALS</b>	<b>20</b>	<b>83</b>	<b>16</b>	<b>0</b>

		PASSING							
OILERS	Att	Cmp	Yds	TD-I	PATRIOTS	Att	Cmp	Yds	TD-I
Pastorini	15	12	200	3-1	Grogan	12	3	38	0-2
					Owen	22	12	144	1-1
					Johnson	1	1	24	1-0
<b>TOTALS</b>	<b>15</b>	<b>12</b>	<b>200</b>	<b>3-1</b>	<b>TOTALS</b>	<b>35</b>	<b>16</b>	<b>206</b>	<b>2-3</b>

		RECEIVING							
OILERS	Rec	Yds	Lg	TD	PATRIOTS	Rec	Yds	Lg	TD
Barber	5	83	22	2	Francis	8	101	24	1
Burrough	3	91	71	1	Cunningham	3	28	15	0
Carter	2	12	7	0	Morgan	2	37	19	0
Campbell	1	10	10	0	Johnson	2	16	11	0
Woods	1	4	4	0	Jackson	1	24	24	1
<b>TOTALS</b>	<b>12</b>	<b>200</b>	<b>71</b>	<b>3</b>	<b>TOTALS</b>	<b>16</b>	<b>206</b>	<b>24</b>	<b>2</b>

**INDIVIDUAL DEFENSE (press box stats)**  
**OILERS** – Leading Tackler: Bingham 6-2-8. Sacks: Brazile 1, Washington 1, Bethea 1, Young 1. Int.: Reinfeldt 2, Bingham 1. FR: Pastorini 1.  
**PATRIOTS** – Leading Tackler: Beaudoin 8-7-15. Sacks: Beaudoin 1.0, Bishop 1.0, Zabel 0.5. Int.: Fox 1. FR: Gray 1, Westbrook 1.

**AFC CHAMPIONSHIP GAME – 1978**  
Pittsburgh 34, Houston 5  
January 7, 1979 • Three Rivers Stadium

Playing in their first championship game since 1962, the Oilers were unable to unseat a strong Pittsburgh team, dropping a 34-5 contest at Three Rivers Stadium. The Steelers, striking through cold, steady rain for 31 first half points, won their third AFC championship in five years behind their usual solid defense and spectacular performances by Terry Bradshaw and Lynn Swann. Seventeen of the points, came during a 48-second span in the last minute of the half as Pittsburgh capitalized on two fumbles by Ronnie Coleman and one by Johnnie Dirden. Despite the playing conditions that contributed to a postseason record 12 fumbles, Bradshaw completed 11 of 19 passes for 200 yards and touchdowns to John Stallworth and Swann, who caught four passes for 98 yards. Both touchdown passes and one of Roy Gerela's two field goals made up the 17-point burst between 14:08 and 14:56 of the second quarter after Pittsburgh had built a 14-3 lead on scoring runs by Franco Harris and Rocky Bleier.

Pittsburgh	.....	14	17	3	0	34
Houston	.....	0	3	2	0	5

TEAM	SCORING PLAY	QTR-INTO
Steelers	Harris 7 yd. run (Gerela kick)	1-4:58
Steelers	Bleier 17 yd. run (Gerela kick)	1-13:51
Oilers	Fritsch 19 yd. field goal	2-5:21
Steelers	Swan 29 yd. pass from Bradshaw (Gerela kick)	2-14:08
Steelers	Stallworth 17 yd. pass from Bradshaw (Gerela kick)	2-14:27
Steelers	Gerela 37 yd. field goal	2-14:56
Steelers	Gerela 22 yd. field goal	3-7:14
Oilers	Washington safety	3-11:10

Missed FG: Gerela 40, 40  
Attendance: 49,417

	Steelers	Oilers
First downs	21	10
3rd-down conversion-att	1-9-11%	1-11-9%
Total yards	379	142
Rushing yards	179	72
Passing yards	200	70
Passes-comp.-Int.	19-11-2	26-12-5
Punts-avg.	1-53.0	6-39.5
Punt return yards	6-91	0-0
Kickoff return yards	2-36	8-179
Fumbles-lost	6-3	6-4
Penalties-yards	4-32	5-48
Field goals made-att	2-4	1-1
Time of possession	33:10	18:15

		RUSHING							
OILERS	Att	Yds	Lg	TD	STEELERS	Att	Yds	Lg	TD
Campbell	22	62	11	0	Harris	20	51	9	1
Woods	1	9	9	0	Bleier	10	45	15	1
Coleman	1	-5	-5	0	Bradshaw	7	29	13	0
Wilson	2	6	4	0	Delophaime	3	28	23	0
					Thornton	3	22	14	0
					Moser	3	7	5	0
					Kruczek	1	-3	-3	0
<b>TOTALS</b>	<b>26</b>	<b>72</b>	<b>11</b>	<b>0</b>	<b>TOTALS</b>	<b>47</b>	<b>179</b>	<b>23</b>	<b>2</b>

		PASSING							
OILERS	Att	Cmp	Yds	TD-I	STEELERS	Att	Cmp	Yds	TD-I
Pastorini	26	12	96	0-5	Bradshaw	19	11	200	2-2
					Kruczek	0	0	0	0-0
<b>TOTALS</b>	<b>26</b>	<b>12</b>	<b>96</b>	<b>0-5</b>	<b>TOTALS</b>	<b>19</b>	<b>11</b>	<b>200</b>	<b>2-2</b>

		RECEIVING							
OILERS	Rec	Yds	Lg	TD	STEELERS	Rec	Yds	Lg	TD
Caster	5	44	21	0	Swann	4	98	34	1
Wilson	5	33	8	0	Grossman	2	43	29	0
Coleman	1	15	15	0	Bleier	4	42	16	0
Campbell	1	4	4	0	Stallworth	1	17	17	1
<b>TOTALS</b>	<b>12</b>	<b>96</b>	<b>21</b>	<b>0</b>	<b>TOTALS</b>	<b>11</b>	<b>200</b>	<b>34</b>	<b>2</b>

**INDIVIDUAL DEFENSE (press box stats)**  
**OILERS** – Leading Tackler: Knoff 9-1-10. Sacks: None. Int.: Knoff 1. FR: Pastorini 1.  
**STEELERS** – Leading Tackler: Lambert 15-5-20. Sacks: None. Int.: None. FR: Shell 1, Davis 1, Pinney 1.

# PLAYOFF GAME SUMMARIES

## AFC WILD CARD PLAYOFF GAME – 1979 Houston 13, Denver 7 December 23, 1979 • Astrodome

The Oilers, playing a postseason game at home for the first time in 17 years, advanced to the divisional playoffs by shutting out the Broncos over the last three quarters of play. Denver marched 80 yards for a touchdown and a 7-3 lead on its first possession, but Earl Campbell's three-yard scoring run gave Houston a 10-7 halftime margin. Campbell and Oilers quarterback Dan Pastorini both missed second half action with groin injuries but Rob Carpenter and second year quarterback Gifford Nielsen played well in relief during their initial NFL playoff competition. Linebacker Gregg Bingham's 15-yard interception return set up Toni Fritsch's second field goal- a 20-yarder with 4:18 remaining to give Houston a 13-7 edge. The Oilers' defense, which recorded six sacks overall, held the Broncos on the final two series with Curley Culp's third-down sack and Vernon Perry's fourth-down pass deflection the key plays.

Denver	..... 7	0	0	0	7
Houston	..... 3	7	0	3	13

TEAM	SCORING PLAY	QTR-INTO
Oilers	Fritsch 31 yd. field goal	1-4:58
Broncos	Preston 7 yd. pass from Morton (Turner kick)	1-11:33
Oilers	Campbell 3 yd. run (Fritsch kick)	2-14:14
Oilers	Fritsch 20 yd. field goal	4-10:42

**Missed FG:** Steinfort 50  
**Attendance:** 48,776

	Broncos	Oilers
First downs	17	15
3rd-down conversion-att	4-13-31%	7-17-40%
Total yards	216	282
Rushing yards	112	135
Passing yards	104	147
Passes-comp.-Int.	27-14-1	22-10-2
Punts-avg.	5-45.2	5-43.2
Punt return yards	2-25	5-42
Kickoff return yards	4-83	1-26
Fumbles-lost	1-0	0-0
Penalties-yards	7-70	2-19
Field goals made-att	0-1	2-2
Time of possession	27:38	32:22

RUSHING										
OILERS	Att	Yds	Lg	TD	BRONCOS	Att	Yds	Lg	TD	
Campbell	16	50	9	1	Armstrong	12	51	15	0	
Wilson	8	21	5	0	Preston	9	24	7	0	
Coleman	2	5	4	0	Jensen	4	5	3	0	
Carpenter	16	59	9	0	Canada	4	29	13	0	
					Upchurch	1	3	3	0	
					Morton	2	0	0	0	
<b>TOTALS</b>	<b>42</b>	<b>135</b>	<b>9</b>	<b>1</b>	<b>TOTALS</b>	<b>32</b>	<b>112</b>	<b>15</b>	<b>0</b>	

PASSING										
OILERS	Att	Cmp	Yds	TD-I	BRONCOS	Att	Cmp	Yds	TD-I	
Pastorini	18	8	149	0-1	Morton	27	14	144	1-1	
Nielsen	4	2	9	0-1						
<b>TOTALS</b>	<b>22</b>	<b>10</b>	<b>158</b>	<b>0-2</b>	<b>TOTALS</b>	<b>27</b>	<b>14</b>	<b>144</b>	<b>1-1</b>	

RECEIVING										
OILERS	Rec	Yds	Lg	TD	BRONCOS	Rec	Yds	Lg	TD	
Coleman	1	41	41	0	Armstrong	2	22	13	0	
Carpenter	3	26	13	0	Egloff	1	17	17	0	
Barber	1	31	31	0	Preston	4	40	12	1	
Wilson	4	53	20	0	Moses	3	47	25	0	
Campbell	1	7	7	0	Jensen	1	11	11	0	
					Canada	1	4	4	0	
					Odom	2	3	3	0	
<b>TOTALS</b>	<b>10</b>	<b>158</b>	<b>41</b>	<b>0</b>	<b>TOTALS</b>	<b>14</b>	<b>144</b>	<b>25</b>	<b>0</b>	

### INDIVIDUAL DEFENSE (press box stats)

**OILERS** – Leading Tackler: Bingham 7-3-10. Sacks: Dorris 3, Culp 2, Kennard 1. Int.: Bingham 1. FR: None.  
**BRONCOS** – Leading Tackler: Gradishar 12-1-13. Sacks: Chavous 1. Int.: Thompson 1. FR: None.

## AFC DIVISIONAL PLAYOFF GAME – 1979 Houston 17, San Diego 14 December 29, 1979 • San Diego Stadium

The Oilers advanced into their second consecutive AFC Championship Game on the strength of an opportunistic defense and a near-flawless performance by the offensive unit. First-year strong safety Vernon Perry set up 10 of the Oilers' 17 points with a postseason game record of four interceptions in addition to a 57-yard blocked field goal return. Second-year quarterback Gifford Nielsen and third-year running back Rob Carpenter started for regulars Dan Pastorini and Earl Campbell, who were sidelined with groin injuries. The Oilers intercepted AFC passing leader Dan Fouts five times. Nielsen, making his first NFL postseason start, completed a 47-yard scoring pass to Mike Renfro with 12:55 elapsed in the third period to provide the winning margin.

San Diego	..... 7	0	7	0	14
Houston	..... 0	10	7	0	17

TEAM	SCORING PLAY	QTR-INTO
Chargers	C. Williams 1 yd. run (Wood kick)	1-10:11
Oilers	Fritsch 26 yd. field goal	2-10:58
Oilers	Clark 1 yd. run (Fritsch kick)	2-14:41
Chargers	Mitchell 8 yd. run (Wood kick)	3-1:52
Oilers	Renfro 47 yd. pass from Nielson (Fritsch kick)	3-12:55

**Missed FG:** Wood 26 blocked  
**Attendance:** 51,192

	Chargers	Oilers
First downs	25	15
3rd-down conversion-att	7-13-54%	8-16-50%
Total yards	380	259
Rushing yards	19	40
Passing yards	317	111
Passes-comp.-Int.	47-25-5	19-10-1
Punts-avg.	2-32.0	6-40.7
Punt return yards	2-25	1-25
Kickoff return yards	5-88	3-53
Fumbles-lost	0-0	0-0
Penalties-yards	6-30	5-45
Field goals made-att	0-1	1-1
Time of possession	29:54	30:06

RUSHING												
OILERS	Att	Yds	Lg	TD	CHARGERS	Att	Yds	Lg	TD			
Wilson	11	39	14	0	Mitchell	8	33	8	1			
Carpenter	18	67	11	0	Williams	11	30	8	1			
Clark	9	30	11	1								
Nielsen	2	12	14	0								
<b>TOTALS</b>	<b>40</b>	<b>148</b>	<b>14</b>	<b>1</b>	<b>TOTALS</b>	<b>19</b>	<b>63</b>	<b>8</b>	<b>2</b>			

PASSING												
OILERS	Att	Cmp	Yds	TD-I	CHARGERS	Att	Cmp	Yds	TD-I			
Nielsen	19	10	111	1-1	Fouts	47	25	333	0-5			
<b>TOTALS</b>	<b>19</b>	<b>10</b>	<b>111</b>	<b>1-1</b>	<b>TOTALS</b>	<b>47</b>	<b>25</b>	<b>333</b>	<b>0-5</b>			

RECEIVING												
OILERS	Rec	Yds	Lg	TD	CHARGERS	Rec	Yds	Lg	TD			
Barber	1	12	12	0	Mitchell	4	26	9	0			
Carpenter	4	23	7	0	McCrary	1	34	34	0			
Wilson	3	16	10	0	Jefferson	4	70	21	0			
Renfro	1	47	47	1	Williams	4	30	12	0			
Coleman	1	13	13	0	Joiner	4	81	30	0			
					Floyd	3	51	23	0			
					Klein	5	41	16	0			
<b>TOTALS</b>	<b>10</b>	<b>111</b>	<b>47</b>	<b>1</b>	<b>TOTALS</b>	<b>25</b>	<b>333</b>	<b>34</b>	<b>0</b>			

### INDIVIDUAL DEFENSE (press box stats)

**OILERS** – Leading Tackler: Perry 6-2-8. Sacks: Bethea 1, Dorris 1. Int.: Perry 4, Wilson 1. FR: None.  
**CHARGERS** – Leading Tackler: Johnson 4-6-10, Fuller 8-2-10. Sacks: None. Int.: Williams 1. FR: None.

## PLAYOFF GAME SUMMARIES

**AFC CHAMPIONSHIP GAME – 1979**  
**Pittsburgh 27, Houston 13**  
**January 6, 1980 • Three Rivers Stadium**

The Steelers held the Oilers to only 24 rushing yards but were also aided by a controversial non-touchdown call to come away with a 27-13 win. Houston jumped to a 7-0 lead just 2:30 into the game when Vernon Perry returned an interception 75 yards for a touchdown. Then after both teams exchanged field goals, Terry Bradshaw completed two touchdown passes, a 16-yarder to tight end Billy Cunningham and a 20-yard score to wide receiver John Stallworth. With the Steelers leading 17-10, the controversial play occurred during the last seconds of the third quarter. Quarterback Dan Pastorini threw a pass to Mike Renfro at the back of the end zone, and Renfro appeared to have caught it for a touchdown with both feet in bounds before he fell out of the end zone. However, the officials ruled the pass incomplete. Although the Oilers protested, and replays would later show that it was inconclusive, they had to settle for a 23-yard field goal. The Steelers would then score 10 unanswered points in the fourth quarter to clinch the victory.

Pittsburgh	..... 3	14	0	10	27
Houston	..... 7	3	0	3	13

TEAM	SCORING PLAY	QTR-INTO
Oilers	Perry 75 yd. interception return (Fritsch kick)	1-2:30
Steelers	Bahr 21 yd. field goal	1-11:05
Oilers	Fritsch 27 yd. field goal	2-0:48
Steelers	Cunningham 16 yd. pass from Bradshaw (Bahr kick)	2-5:27
Steelers	Stallworth 20 yd. pass from Bradshaw (Bahr kick)	2-12:26
Oilers	Fritsch 23 yd. field goal	4-0:03
Steelers	Bahr 39 yd. field goal	4-5:10
Steelers	Bleier 4 yd. run (Bahr kick)	4-14:06

**Missed FG:** Bahr 40W/L  
**Attendance:** 50,475

	Steelers	Oilers
First downs	22	11
3rd-down conversion-att	13-19-68%	3-11-27%
Total yards	358	227
Rushing yards	161	24
Passing yards	197	203
Passes-comp.-Int.	30-18-1	29-20-1
Punts-avg.	3-51	4-30
Punt return yards	3-8	2-8
Kickoff return yards	4-82	6-64
Fumbles-lost	1-1	4-2
Penalties-yards	5-34	2-10
Field goals made-att	2-3	2-2
Time of possession	32:56	27:04

		RUSHING							
OILERS	Att	Yds	Lg	TD	STEELERS	Att	Yds	Lg	TD
Campbell	17	15	7	0	Harris	21	85	13	0
Wilson	4	9	3	0	Bleier	13	52	8	1
Caster	1	0	0	0	Bradshaw	1	25	25	0
					Thornton	1	-1	-1	0
<b>TOTALS</b>	<b>22</b>	<b>24</b>	<b>7</b>	<b>0</b>	<b>TOTALS</b>	<b>36</b>	<b>161</b>	<b>25</b>	<b>1</b>

		PASSING							
OILERS	Att	Cmp	Yds	TD-I	STEELERS	Att	Cmp	Yds	TD-I
Pastorini	28	19	203	0-1	Bradshaw	30	18	219	2-1
Nielsen	1	1	9	0-0					
<b>TOTALS</b>	<b>29</b>	<b>20</b>	<b>212</b>	<b>0-1</b>	<b>TOTALS</b>	<b>30</b>	<b>18</b>	<b>219</b>	<b>2-1</b>

		RECEIVING							
OILERS	Rec	Yds	Lg	TD	STEELERS	Rec	Yds	Lg	TD
Wilson	7	60	41	0	Stallworth	3	52	20	1
Coleman	2	46	32	0	Swann	4	64	21	0
Carpenter	5	23	14	0	Harris	6	50	15	0
Renfro	3	52	19	0	Bleier		39	20	0
Campbell	1	11	11	0	Cunningham	2	14	16	1
Merkens	1	12	12	0					
Barber	1	8	8	0					
<b>TOTALS</b>	<b>20</b>	<b>212</b>	<b>41</b>	<b>0</b>	<b>TOTALS</b>	<b>18</b>	<b>219</b>	<b>21</b>	<b>2</b>

### INDIVIDUAL DEFENSE (press box stats)

**OILERS** – Leading Tackler: Stringer 11-2-13. Sacks: Bethea 1, Stensrud 1, Dorris 1. Int.: Perry 1. FR: Carter 1, Renfro 1.

**STEELERS** – Leading Tackler: Lambert 7-4-11. Sacks: Greenwood 1. Int.: Woodruff 1. FR: Shell 1, Blount 1.

**AFC WILD CARD GAME – 1980**  
**Oakland 27, Houston 7**  
**December 28, 1980 • Alameda County Coliseum**

The Raiders advanced to the divisional playoffs by shutting out the Oilers over the final three quarters. Oakland converted Earl Campbell's fumble on the first play of the game into Chris Bahr's 47-yard field goal, but Campbell came back to score on a one-yard plunge to give Houston a 7-3 lead. Jim Plunkett's one-yard touchdown pass to Todd Christensen early in the second quarter put the Raiders ahead to stay 10-7. Plunkett added another touchdown on a 44-yard pass to Arthur Whittington on the first play of the final period. Kenny King's 31-yard run set up Bahr's 37-yard field goal that gave Oakland a 20-7 edge. Lester Hayes added two interceptions to his NFL-leading 13 during the regular season. He picked off Ken Stabler's pass in the end zone to end a Houston scoring threat in the third period. In the fourth quarter Hayes' 20-yard interception return capped the Raiders' scoring.

Oakland	..... 3	7	0	17	27
Houston	..... 7	0	0	0	7

TEAM	SCORING PLAY	QTR-INTO
Raiders	Bahr 47 yd. field goal	1-1:45
Oilers	Campbell 1 yd. run (Fritsch kick)	1-13:15
Raiders	Christensen 1 yd. pass from Plunkett (Bahr kick)	2-9:25
Raiders	Whittington 44 yd. pass from Plunkett (Bahr kick)	4-0:07
Raiders	Bahr 37 yd. field goal	4-8:35
Raiders	Hayes 20 yd. interception return (Bahr kick)	4-9:31

**Missed FG:** Fritsch 45 short, 37 blocked  
**Attendance:** N/A

	Raiders	Oilers
First downs	12	18
3rd-down conversion-att	3-15-20%	2-15-13%
Total yards	250	275
Rushing yards	111	97
Passing yards	139	178
Passes-comp.-Int.	23-8-1	21-15-2
Punts-avg.	9-51.1	9-44.0
Punt return yards	6-29	7-84
Kickoff return yards	2-47	6-118
Fumbles-lost	2-0	1-1
Penalties-yards	14-91	8-64
Field goals made-att	2-2	0-2
Time of possession	27:56	32:04

		RUSHING							
OILERS	Att	Yds	Lg	TD	RAIDERS	Att	Yds	Lg	TD
Campbell	27	91	14	1	King	13	55	27	0
Carpenter	5	9	4	0	Van Eeghen	14	46	9	0
Wilson	1	-3	-3	0	Whittington	5	11	7	0
					Jensen	2	0	0	0
					Plunkett	1	-1	-1	0
<b>TOTALS</b>	<b>29</b>	<b>97</b>	<b>22</b>	<b>0</b>	<b>TOTALS</b>	<b>35</b>	<b>111</b>	<b>27</b>	<b>0</b>

		PASSING							
OILERS	Att	Cmp	Yds	TD-I	RAIDERS	Att	Cmp	Yds	TD-I
Stabler	26	15	243	0-2	Plunkett	23	8	168	2-1
Campbell	1	0	0	0-0					
<b>TOTALS</b>	<b>27</b>	<b>15</b>	<b>243</b>	<b>0-2</b>	<b>TOTALS</b>	<b>23</b>	<b>8</b>	<b>168</b>	<b>2-1</b>

		RECEIVING							
OILERS	Rec	Yds	Lg	TD	RAIDERS	Rec	Yds	Lg	TD
Barber	4	83	33	0	Whittington	2	64	44	1
Renfro	3	69	39	0	Chester	2	12	10	0
Casper	3	31	12	0	King	1	37	37	0
Carpenter	3	26	14	0	Branch	1	33	33	0
Coleman	1	23	23	0	Van Eeghen	1	21	21	0
B. Johnson	1	11	11	0	Christensen	1	1	1	1
<b>TOTALS</b>	<b>15</b>	<b>243</b>	<b>39</b>	<b>0</b>	<b>TOTALS</b>	<b>8</b>	<b>168</b>	<b>44</b>	<b>2</b>

### INDIVIDUAL DEFENSE (press box stats)

**OILERS** – Leading Tackler: Brazile 9-2-11. Sacks: Bethea 2.0, Bingham 1.0. Int.: Perry 1. FR: None.

**RAIDERS** – Leading Tackler: Kinlaw 8-2-10. Sacks: Davis 2.0, Hayes 2.0, Browning 1.0, Hendricks 1.0, Jones 1.0. Int.: Hayes 2. FR: McKinney 1, Davis 1.

# PLAYOFF GAME SUMMARIES

**AFC WILD CARD PLAYOFF GAME – 1987**  
**Houston 23, Seattle 20 (OT)**  
**January 3, 1988 • Astrodome**

Oilers kicker Tony Zendejas atoned for a fourth-quarter 29-yard field goal miss by converting a 42-yarder 8:05 into overtime to help Houston advance to the divisional playoffs for the first time since 1980. Quarterback Warren Moon completed 21 of 32 passes for 273 yards and one touchdown in his initial NFL playoff game. Drew Hill and Ernest Givins combined for 13 catches for 173 yards, including six for 71 on third downs. Wide receiver Willie Drewrey's first NFL touchdown catch, a 29-yarder, gave the Oilers a 20-13 lead in the third quarter. However, Seattle quarterback Dave Krieg hit wide receiver Steve Largent on a 12-yard scoring pass in the final 1:47 to tie the score and send the game into overtime. Houston held a 47:44 to 20:21 time-of-possession advantage over Seattle and outgained the Seahawks 437 yards to 250.

Seattle	7	3	3	7	0	20
Houston	3	10	7	0	3	23

TEAM	SCORING PLAY	QTR-INTO
Seahawks	Largent 20 yd. pass from Krieg (Johnson kick)	1-3:16
Oilers	Zendejas 47 yd. field goal	1-10:16
Oilers	Rozier 1 yd. run (Zendejas kick)	2-1:43
Oilers	Zendejas 49 yd. field goal	2-8:11
Seahawks	Johnson 33 yd. field goal	2-11:50
Seahawks	Johnson 41 yd. field goal	3-6:37
Oilers	Drewrey 29 yd. pass from Moon (Zendejas kick)	3-12:26
Seahawks	Largent 12 yd. pass from Krieg (Johnson kick)	4-14:34
Oilers	Zendejas 42 yd. field goal	5-8:05

**Missed FG:** Zendejas 52R, 29L

**Attendance:** 49,622

	Seahawks	Oilers
First downs	11	27
3rd-down conversion-att	2-12-16%	10-18-55%
4th-down conversion-att	1-1-100%	0-0-0%
Total yards	250	437
Rushing yards	29	178
Passing yards	221	259
Passes-comp.-Int.	39-16-0	32-21-1
Punts-avg.	7-44.3	3-35.0
Punt return yards	2-66	4-27
Kickoff return yards	6-132	4-65
Fumbles-lost	1-1	2-1
Penalties-yards	3-20	4-25
Field goals made-att	2-2	3-5
Time of possession	20:21	47:44

		RUSHING				SEA-HAWKS			
OILERS	Att	Yds	Lg	TD	Att	Yds	Lg	TD	
Rozier	21	66	11	1	Williams	7	27	10	0
Highsmith	12	74	16	0	Morris	4	2	4	0
Pinkett	11	29	5	0					
Moon	4	-2	0	0					
Wallace	2	11	9	0					
<b>TOTALS</b>	<b>50</b>	<b>178</b>	<b>16</b>	<b>1</b>	<b>TOTALS</b>	<b>11</b>	<b>29</b>	<b>10</b>	<b>0</b>

		PASSING				SEA-HAWKS			
OILERS	Att	Cmp	Yds	TD-I	Att	Cmp	Yds	TD-I	
Moon	32	21	273	1-1	Krieg	38	16	237	2-0
					Williams	1	0	0	0-0
<b>TOTALS</b>	<b>32</b>	<b>21</b>	<b>273</b>	<b>1-1</b>	<b>TOTALS</b>	<b>39</b>	<b>16</b>	<b>237</b>	<b>2-0</b>

		RECEIVING				SEA-HAWKS			
OILERS	Rec	Yds	Lg	TD	Rec	Yds	Lg	TD	
Rozier	1	7	7	0	Largent	7	132	33	2
Hill	6	84	15	0	Butler	3	73	32	0
Givins	7	89	19	0	Williams	2	5	3	0
Pinkett	1	3	3	0	Skansi	2	13	7	0
Highsmith	2	17	11	0	Morris	1	6	6	0
Drewrey	3	62	29	1	Tice	1	8	8	0
Wallace	1	11	11	0					
<b>TOTALS</b>	<b>21</b>	<b>273</b>	<b>29</b>	<b>1</b>	<b>TOTALS</b>	<b>16</b>	<b>237</b>	<b>33</b>	<b>2</b>

**INDIVIDUAL DEFENSE (press box stats)**

**OILERS** – Leading Tackler: Bostic 2-3-5. Sacks: Childress 1.0, Meads 0.5, Lyles 0.5. Int.: Brown 1. FR: Bostic 1, Fuller 1.

**SEA-HAWKS** – Leading Tackler: Bosworth 9-8-17. Sacks: Gaines 1, Bryant 1. Int.: Jenkins 1. FR: Young 1.

**AFC DIVISIONAL PLAYOFF GAME – 1987**  
**Denver 34, Houston 10**  
**January 10, 1988 • Mile High Stadium**

John Elway passed for two touchdowns and ran for a third as the Broncos defeated the Oilers 34-10 to become the first AFC West team since the San Diego Chargers of 1980 and 1981 to play in consecutive AFC Championship Games. Denver capitalized on two Houston turnovers to take a 14-0 first quarter lead. Safety Steve Wilson recovered Warren Moon's lateral to Mike Rozier at the Oilers' 1-yard line to set up Gene Lang's one-yard run. Karl Mecklenburg's interception on Houston's next possession led to Elway's first touchdown pass, a 27-yarder to Clarence Kay. Kay also caught a one-yarder in the second quarter for the first two-touchdown game of his four-year career. Elway, who completed 14 of 25 passes for 259 yards, scored on a three-yard run with 4:23 remaining to seal the win.

Denver	14	10	3	7	34
Houston	0	3	0	7	10

TEAM	SCORING PLAY	QTR-INTO
Broncos	Lang 1 yd. run (Karlis kick)	1-6:19
Broncos	Kay 27 yd. pass from Elway (Karlis kick)	1-13:34
Broncos	Karlis 43 yd. field goal	2-3:20
Oilers	Zendejas 46 yd. field goal	2-9:03
Broncos	Kay 1 yd. pass from Elway (Karlis kick)	2-13:08
Broncos	Karlis 23 yd. field goal	3-2:29
Oilers	Givins 19 yd. pass from Moon (Zendejas kick)	4-6:38
Broncos	Elway 3 yd. run (Karlis kick)	4-10:33

**Missed FG:** None

**Attendance:** 75,968

	Broncos	Oilers
First downs	19	20
3rd-down conversion-att	4-9-44%	8-16-50%
4th-down conversion-att	2-4-50%	1-1-100%
Total yards	316	337
Rushing yards	61	73
Passing yards	255	264
Passes-comp.-Int.	25-14-1	43-24-2
Punts-avg.	2-46.0	3-44.7
Punt return yards	2-15	0-0
Kickoff return yards	2-28	3-62
Fumbles-lost	0-0	2-1
Penalties-yards	4-35	10-73
Field goals made-att	2-2	1-1
Time of possession	27:27	32:33

		RUSHING				BRONCOS			
OILERS	Att	Yds	Lg	TD	Att	Yds	Lg	TD	
Rozier	9	25	8	0	Winder	13	46	8	0
Pinkett	6	20	8	0	Sewell	5	9	5	0
Moon	5	15	7	0	Elway	4	8	4	1
Highsmith	5	13	11	0	Bell	2	7	5	0
Givins	1	0	0	0	Kubiak	2	-3	-1	0
					Lang	3	-6	1	1
<b>TOTALS</b>	<b>26</b>	<b>73</b>	<b>11</b>	<b>0</b>	<b>TOTALS</b>	<b>29</b>	<b>61</b>	<b>8</b>	<b>2</b>

		PASSING				BRONCOS			
OILERS	Att	Cmp	Yds	TD-I	Att	Cmp	Yds	TD-I	
Moon	43	24	264	1-2	Elway	25	14	259	2-1
<b>TOTALS</b>	<b>43</b>	<b>24</b>	<b>264</b>	<b>1-2</b>	<b>TOTALS</b>	<b>25</b>	<b>14</b>	<b>259</b>	<b>2-1</b>

		RECEIVING				BRONCOS			
OILERS	Rec	Yds	Lg	TD	Rec	Yds	Lg	TD	
Hill	5	93	24	0	Johnson	4	105	55	0
Givins	6	84	19	1	Kay	3	57	29	2
Duncan	4	32	13	0	Sewell	3	41	25	0
Highsmith	4	20	16	0	Lang	1	25	25	0
Drewrey	2	17	9	0	Boddie	1	15	15	0
Williams	1	7	7	0	Mobley	1	9	9	0
Rozier	1	6	6	0	Nattiel	1	7	7	0
Pinkett	1	5	5	0					
<b>TOTALS</b>	<b>24</b>	<b>264</b>	<b>24</b>	<b>1</b>	<b>TOTALS</b>	<b>14</b>	<b>259</b>	<b>55</b>	<b>2</b>

**INDIVIDUAL DEFENSE (press box stats)**

**OILERS** – Leading Tackler: Donaldson 7-1-8. Sacks: Martin 1. Int.: Allen 1. FR: None.

**BRONCOS** – Leading Tackler: Dennison 6-2-8. Sacks: None. Int.: Haynes 1, Mecklenburg 1. FR: Wilson 1.

# PLAYOFF GAME SUMMARIES

**AFC WILD CARD PLAYOFF GAME – 1988**  
**Houston 24, Cleveland 23**  
**December 24, 1988 • Cleveland Stadium**

The Oilers advanced to the AFC divisional round of the playoffs for the second straight year with a 24-23 win over the Browns. Allen Pinkett scored two touchdowns within a 15-second span of the second quarter, and Warren Moon rallied Houston with 10 fourth-quarter points for the win. Moon's 14-yard scoring pass to Pinkett seven seconds into the second quarter capped a 17-play, 91-yard drive and gave Houston a 7-3 lead. Nose tackle Richard Byrd recovered Don Strock's fumble on the Browns' next play from scrimmage, and Pinkett scored one play later on a 16-yard run for a 14-9 halftime lead. Mike Pagel replaced the injured Strock and completed a 14-yard touchdown pass to Webster Slaughter late in the third quarter for Cleveland's last lead of the day 16-14. Moon directed a 76-yard drive capped by Lorenzo White's one-yard run as Houston regained the lead 21-16. Richard Johnson's interception on the Browns' next possession led to Tony Zendejas's game-winning 49-yard field goal with 1:54 to play.

Cleveland	..... 3	6	7	7	23
Houston	..... 7	7	0	10	24

TEAM	SCORING PLAY	QTR-INTO
Browns	Bahr 33 yd. field goal	1-5:17
Oilers	Pinkett 14 yd. pass from Moon (Zendejas kick)	2-0:07
Oilers	Pinkett 16 yd. run (Zendejas kick)	2-0:22
Browns	Bahr 26 yd. field goal	2-6:27
Browns	Bahr 28 yd. field goal	2-11:41
Brwns	Slaughter 14 yd. pass from Pagel (Bahr kick)	3-12:24
Oilers	White 1 yd. run (Zendejas kick)	4-2:35
Oilers	Zendejas 49 yd. field goal	4-13:06
Browns	Slaughter 2 yd. pass from Pagel (Bahr kick)	4-14:29

Missed FG: None  
 Attendance: 74,977

	Browns	Oilers
First downs	19	19
3rd-down conversion-att	5-12-41%	8-14-57%
4th-down conversion-att	0-0-0%	0-0-0%
Total yards	260	334
Rushing yards	68	129
Passing yards	192	205
Passes-comp.-Int.	28-19-1	26-16-3
Punts-avg.	3-35.3	3-37.7
Punt return yards	3-27	0-0
Kickoff return yards	3-75	5-72
Fumbles-lost	1-1	2-0
Penalties-yards	9-75	13-118
Field goals made-att	3-3	1-1
Time of possession	26:36	33:24

		RUSHING							
OILERS	Att	Yds	Lg	TD	BROWNS	Att	Yds	Lg	TD
Pinkett	14	82	27	1	Mack	12	14	7	0
Highsmith	2	3	3	0	Byner	9	57	16	0
White	12	30	5	1	Strock	1	0	0	0
Moon	6	16	12	0	Pagel	1	-1	-1	0
Givins	1	-2	-2	0	Fonteno	3	-2	5	0
<b>TOTALS</b>	<b>35</b>	<b>129</b>	<b>27</b>	<b>2</b>	<b>TOTALS</b>	<b>26</b>	<b>68</b>	<b>16</b>	<b>0</b>

		PASSING							
OILERS	Att	Cmp	Yds	TD-I	BROWNS	Att	Cmp	Yds	TD-I
Moon	26	16	213	1-3	Strock	3	2	13	0-0
					Pagel	25	17	179	2-1
<b>TOTALS</b>	<b>26</b>	<b>16</b>	<b>213</b>	<b>1-3</b>	<b>TOTALS</b>	<b>28</b>	<b>19</b>	<b>192</b>	<b>2-1</b>

		RECEIVING							
OILERS	Rec	Yds	Lg	TD	BROWNS	Rec	Yds	Lg	TD
Pinkett	2	24	14	1	Mack	1	6	6	0
White	1	1	1	0	Slaughter	5	58	18	2
Hill	5	73	22	0	Byner	3	10	8	0
Highsmith	1	8	8	0	Langhorne	6	57	17	0
Duncan	2	33	18	0	Weathers	2	27	18	0
Jeffries	3	52	35	0	Brennan	2	34	25	0
Givins	1	8	8	0					
Williams	1	14	14	0					
<b>TOTALS</b>	<b>16</b>	<b>213</b>	<b>35</b>	<b>1</b>	<b>TOTALS</b>	<b>19</b>	<b>192</b>	<b>25</b>	<b>2</b>

**INDIVIDUAL DEFENSE (press box stats)**

**OILERS** – Leading Tackler: Allen 7-1-8. Sacks: None. Int.: Johnson 1. FR: Byrd 1.  
**BROWNS** – Leading Tackler: Golic 5-4-9. Sacks: Johnson 1.0. Int.: Wright 2, Harper 1. FR: None.

**AFC DIVISIONAL PLAYOFF GAME – 1988**  
**Buffalo 17, Houston 10**  
**January 1, 1989 • Rich Stadium**

Buffalo's special teams blocked a punt and a field goal, and the defense registered an interception and a fumble recovery in the fourth quarter, as the Bills advanced to their first-ever AFC Championship Game. Quarterback Jim Kelley completed a team-playoff record 19 of 33 passes for 244 yards with one interception. Rookie running back Thurman Thomas led all rushers with 75 yards on seven carries, including an 11-yard touchdown run that gave Buffalo a 14-3 lead in the third quarter. Robb Riddick's one-yard scoring run followed a blocked punt by safety Leonard Smith. Safety Mark Kelso intercepted a Warren Moon pass on the Oilers' second play of the fourth quarter. Derrick Burroughs's fumble recovery on Houston's next possession helped Buffalo preserve the win in their first-ever playoff game at Rich Stadium.

Buffalo	..... 0	7	7	3	17
Houston	..... 0	3	0	7	10

TEAM	SCORING PLAY	QTR-INTO
Bills	Riddick 1 yd. run (Norwood kick)	2-4:25
Oilers	Zendejas 35 yd. field goal	2-10:28
Bills	Thomas 11 yd. run (Norwood kick)	3-12:02
Bills	Norwood 27 yd. field goal	4-3:25
Oilers	Rozier 1 yd. run (Zendejas kick)	4-9:48

Missed FG: Zendejas 37 blocked, 31WL, Norwood 50, 36WL  
 Attendance: 79,532

	Bills	Oilers
First downs	18	20
3rd-down conversion-att	3-14-21%	3-12-25%
4th-down conversion-att	0-2-0%	0-0-0%
Total yards	372	351
Rushing yards	135	125
Passing yards	237	226
Passes-comp.-Int.	33-19-1	33-17-1
Punts-avg.	4-39.3	6-37.2
Punt return yards	4-56	1-6
Kickoff return yards	3-57	4-48
Fumbles-lost	1-0	5-2
Penalties-yards	8-57	8-60
Field goals made-att	1-3	1-3
Time of possession	28:53	31:07

		RUSHING							
OILERS	Att	Yds	Lg	TD	BILLS	Att	Yds	Lg	TD
Highsmith	5	57	31	0	Thomas	7	75	40	1
Rozier	13	44	8	0	Mueller	7	24	14	0
Moon	5	11	5	0	Kelly	3	18	10	0
Pinkett	3	13	10	0	Riddick	9	12	5	1
					Reed	1	-1	-1	0
					Harmon	1	7	7	0
					Byrum	1	0	0	0
<b>TOTALS</b>	<b>26</b>	<b>125</b>	<b>31</b>	<b>1</b>	<b>TOTALS</b>	<b>29</b>	<b>135</b>	<b>40</b>	<b>2</b>

		PASSING							
OILERS	Att	Cmp	Yds	TD-I	BILLS	Att	Cmp	Yds	TD-I
Moon	33	17	240	0-1	Kelly	33	19	244	0-1
<b>TOTALS</b>	<b>33</b>	<b>17</b>	<b>240</b>	<b>0-1</b>	<b>TOTALS</b>	<b>33</b>	<b>19</b>	<b>244</b>	<b>0-1</b>

		RECEIVING							
OILERS	Rec	Yds	Lg	TD	BILLS	Rec	Yds	Lg	TD
Hill	4	62	21	0	Reed	6	91	53	0
Highsmith	2	3	7	0	Metzelaars	1	7	7	0
Jeffries	5	78	27	0	Burkett	3	55	26	0
Givins	1	23	23	0	Johnson	3	31	18	0
Duncan	1	9	9	0	Harmon	5	58	17	0
Pinkett	2	21	15	0	Mueller	1	2	2	0
Harris	2	44	29	0					
<b>TOTALS</b>	<b>17</b>	<b>240</b>	<b>29</b>	<b>0</b>	<b>TOTALS</b>	<b>19</b>	<b>244</b>	<b>53</b>	<b>0</b>

**INDIVIDUAL DEFENSE (press box stats)**

**OILERS** – Leading Tackler: Brown 8-1-9, Grimsley 9-0-9. Sacks: Childress 1. Int.: Eaton 1. FR: Highsmith 1, Pinkett 1.  
**BILLS** – Leading Tackler: Talley 7-0-7, Still 5-2-7. Sacks: Talley 1, Smith 1. Int.: Kelso 1. FR: Smith 1, Bennett 1.

# PLAYOFF GAME SUMMARIES

## AFC WILD CARD PLAYOFF GAME – 1989 Pittsburgh 26, Houston 23 (OT) December 31, 1989 • Astrodome

Gary Anderson kicked a 50-yard field goal 3:26 into overtime to cap Pittsburgh's 26-23 comeback win over the Oilers and earn its first playoff victory since 1984. The Steelers, despite being outgained by Houston 380 to 289 total yards, led the game for more than three quarters. Rookie running back Tim Worley converted a fourth-and-one play into a nine-yard touchdown run and Anderson kicked field goals of 25, 30, and 48 yards for a 16-9 fourth-quarter lead. Warren Moon tied the score with an 18-yard touchdown pass to Ernest Givins and gave the Oilers their only lead, 23-16, when he found Givins on a nine-yard scoring pass with six minutes to play. Pittsburgh's Buddy Brister countered with an 82-yard, 11-play drive capped by Merrill Hoge's one-yard touchdown plunge with 46 seconds remaining. Anderson's extra point tied the score and sent the game into overtime. Rod Woodson recovered Lorenzo White's fumble on the Oilers' first play in overtime to set up Anderson's decisive field goal.

Pittsburgh.....	7	3	3	10	3	26
Houston.....	0	6	3	14	0	23

TEAM	SCORING PLAY	QTR-INTO
Steelers	Worley 9 yd. run (Anderson kick)	1-12:07
Oilers	Zendejas 26 yd. field goal	2-5:53
Oilers	Zendejas 35 yd. field goal	2-8:50
Steelers	Anderson 25 yd. field goal	2-13:03
Oilers	Zendejas 26 yd. field goal	3-3:30
Steelers	Anderson 30 yd. field goal	3-11:55
Steelers	Anderson 48 yd. field goal	4-0:30
Oilers	Givins 18 yd. pass from Moon (Zendejas kick)	4-5:46
Oilers	Givins 9 yd. pass from Moon (Zendejas kick)	4-8:58
Steelers	Hoge 2 yd. run (Anderson kick)	4-14:14
Steelers	Anderson 50 yd. field goal	5-3:26

**Missed FG:** Zendejas 55 Short  
**Attendance:** 58,306

	Steelers	Oilers
First downs	17	22
3rd-down conversion-att	3-14-21%	8-18-44%
4th-down conversion-att	1-1-100%	0-0-0%
Total yards	289	380
Rushing yards	177	65
Passing yards	112	315
Passes-comp.-Int.	33-15-0	48-29-0
Punts-avg.	6-25.3	4-33.0
Punt return yards	2-20	1-0
Kickoff return yards	6-99	2-27
Fumbles-lost	1-1	3-1
Penalties-yards	5-40	8-45
Field goals made-att	4-4	3-4
Time of possession	27:42	35:44

RUSHING				STEELERS					
OILERS	Att	Yds	Lg	TD	OILERS	Att	Yds	Lg	TD
Highsmith	2	2	4	0	Hoge	17	100	49	1
Rozier	5	12	3	0	Worley	11	54	12	1
White	7	13	5	0	Brister	1	1	1	0
Pinkett	8	26	6	0	Stone	1	22	22	0
Moon	3	12	5	0					
<b>TOTALS</b>	<b>25</b>	<b>65</b>	<b>6</b>	<b>0</b>	<b>TOTALS</b>	<b>30</b>	<b>177</b>	<b>49</b>	<b>2</b>

PASSING				STEELERS					
OILERS	Att	Cmp	Yds	TD-I	OILERS	Att	Cmp	Yds	TD-I
Moon	48	29	315	2-0	Brister	33	15	127	0-0
<b>TOTALS</b>	<b>48</b>	<b>29</b>	<b>315</b>	<b>2-0</b>	<b>TOTALS</b>	<b>33</b>	<b>15</b>	<b>127</b>	<b>0-0</b>

RECEIVING				STEELERS					
OILERS	Rec	Yds	Lg	TD	OILERS	Rec	Yds	Lg	TD
Givins	11	136	30	2	Mularkey	3	40	20	0
Hill	6	98	32	0	Stock	1	7	7	0
Rozier	1	5	5	0	Worley	4	23	10	0
Jeffires	3	16	7	0	Hoge	3	26	17	0
Pinkett	3	24	12	0	Lipps	3	24	10	0
Duncan	2	15	9	0	Hill	1	7	7	0
Highsmith	3	21	11	0					
<b>TOTALS</b>	<b>29</b>	<b>315</b>	<b>32</b>	<b>2</b>	<b>TOTALS</b>	<b>15</b>	<b>127</b>	<b>20</b>	<b>0</b>

### INDIVIDUAL DEFENSE (press box stats)

**OILERS** – Leading Tackler: Meads 6-4-10. Sacks: Fairs 1.0. Int.: None. FF: Brown 1. FR: McDowell 1, Moon 1, Pinkett 1.  
**STEELERS** – Leading Tackler: Woodson 6-2-8, Lake 4-4-8. Sacks: None. Int.: None. FF: Woodson 1, Stone 1. FR: Woodson 1.

## AFC WILD CARD PLAYOFF GAME – 1990 Cincinnati 41, Houston 14 January 6, 1991 • Riverfront Stadium

Boomer Esiason completed two touchdown passes and ran for a third in the Bengals' victory over the Oilers. Cincinnati built a 20-0 halftime lead as Ickey Woods ran one yard for a touchdown. Esiason flipped a two-yard scoring pass to Harold Green, and Jim Breech kicked two field goals (27 and 30 yards) in the first half. Cincinnati increased its lead to 34-0 in the third quarter when Eric Ball ran three yards for a touchdown and Esiason scored on a 10-yard keeper following James Francis's fumble recovery at Houston's 10-yard line. The Oilers scored on two touchdown passes from Cody Carlson to Ernest Givins (16 and 5 yards). Cincinnati held a 39:45 to 20:15 time-of-possession advantage.

Cincinnati.....	10	10	14	7	41
Houston.....	0	0	7	7	14

TEAM	SCORING PLAY	QTR-INTO
Bengals	Woods 1 yd. run (Breech kick)	1-6:24
Bengals	Breech 27 yd. field goal	1-13:50
Bengals	Green 2 yd. pass from Esiason (Breech kick)	2-5:42
Bengals	Breech 30 yd. field goal	2-14:17
Bengals	Ball 3 yd. run (Breech kick)	3-3:26
Bengals	Esiason 10 yd. run (Breech kick)	3-3:51
Oilers	Givins 16 yd. pass from Carlson (Garcia kick)	3-9:45
Bengals	Kattus 9 yd. pass from Esiason (Breech kick)	4-0:51
Oilers	Givins 5 yd. pass from Carlson (Garcia kick)	4-8:01

**Missed FG:** None  
**Attendance:** 60,012

	Bengals	Oilers
First downs	24	13
3rd-down conversion-att	4-13-30%	2-9-22%
4th-down conversion-att	2-2-100%	0-0-0%
Total yards	349	226
Rushing yards	187	67
Passing yards	162	165
Passes-comp.-Int.	25-15-1	33-16-1
Punts-avg.	3-45.0	6-42.6
Punt return yards	3-42	1-19
Kickoff return yards	3-58	6-114
Fumbles-lost	1-0	2-1
Penalties-yards	4-40	5-33
Field goals made-att	2-2	0-0
Time of possession	39:45	20:15

RUSHING				BENGALS					
OILERS	Att	Yds	Lg	TD	OILERS	Att	Yds	Lg	TD
White	4	2	5	0	Woods	6	11	4	1
Carlson	4	22	12	0	Brooks	6	17	14	0
Pinkett	5	43	16	0	Esiason	5	57	14	1
					Ball	7	33	14	1
					Green	11	55	12	0
					Jennings	6	16	10	0
					Wilhelm	3	-2	0	0
<b>TOTALS</b>	<b>13</b>	<b>67</b>	<b>16</b>	<b>0</b>	<b>TOTALS</b>	<b>44</b>	<b>187</b>	<b>14</b>	<b>3</b>

PASSING				BENGALS					
OILERS	Att	Cmp	Yds	TD-I	OILERS	Att	Cmp	Yds	TD-I
Carlson	33	16	165	2-1	Esiason	20	14	150	2-0
					Wilhelm	5	1	12	0-0
<b>TOTALS</b>	<b>33</b>	<b>16</b>	<b>165</b>	<b>2-1</b>	<b>TOTALS</b>	<b>25</b>	<b>15</b>	<b>162</b>	<b>2-0</b>

RECEIVING				BENGALS					
OILERS	Rec	Yds	Lg	TD	OILERS	Rec	Yds	Lg	TD
White	1	5	5	0	Jennings	2	15	12	0
Hill	1	5	5	0	Holman	2	51	46	0
Jeffires	2	33	23	0	Woods	2	13	9	0
Duncan	1	15	15	0	McGee	2	23	19	0
Harris	4	37	17	0	Green	2	15	13	1
Givins	6	60	16	2	Brown	2	14	9	0
Pinkett	1	10	10	0	Kattus	2	19	10	1
					Barber	1	12	12	0
<b>TOTALS</b>	<b>16</b>	<b>165</b>	<b>23</b>	<b>2</b>	<b>TOTALS</b>	<b>12</b>	<b>152</b>	<b>46</b>	<b>2</b>

### INDIVIDUAL DEFENSE (press box stats)

**OILERS** – Leading Tackler: Kinard 8-4-12. Sacks: None. Int.: None. FF: None. FR: None.  
**BENGALS** – Leading Tackler: Thomas 6-1-7. Sacks: None. Int.: Fulcher 1. FF: None. FR: Francis 1, Jennings 1.



## PLAYOFF GAME SUMMARIES

**AFC WILD CARD PLAYOFF GAME – 1991**  
**Houston 17, N.Y. Jets 10**  
**December 29, 1991 • Astrodome**

Warren Moon threw a pair of touchdown passes to Ernest Givins and the Oilers' defense stopped the Jets inside Houston's 5-yard line twice in the second half to preserve the victory. The Oilers led 14-10 entering the third quarter, when the Jets took the second-half kickoff and consumed more than eight minutes while driving to the Houston 8-yard line. On third down, Ken O'Brien's pass was intercepted by safety Bubba McDowell at the 2. After Al Del Greco's 53-yard field goal put the Oilers ahead 17-10 early in the fourth quarter, New York drove to the Houston 3. But on third down, Al Smith stopped Brad Baxter for no gain. The Jets had one more chance after recovering Moon's fumble at the Oilers' 26 with 4:59 left in the game, but New York could not convert a first down. For Houston, Moon completed 28 of 40 passes for 271 yards, and Drew Hill had nine catches for 77 yards.

<b>New York</b> .....	0	10	0	0	10
<b>Houston</b> .....	7	7	0	3	17

<b>TEAM</b>	<b>SCORING PLAY</b>	<b>QTR-INTO</b>
Oilers	E. Givins 5 yd. pass from Moon (Del Greco kick)	1-9:16
Jets	A. Toon 10 yd. pass from O'Brien (Allegre kick)	2-2:44
Oilers	E. Givins 20 yd. pass from Moon (Del Greco kick)	2-11:04
Jets	Allegre 33 yd. field goal	2-14:56
Oilers	Del Greco 53 yd. field goal	4-1:31

**Missed FG:** Greco 46WR  
**Attendance:** 61,485

	<b>Jets</b>	<b>Oilers</b>
First downs	18	21
3rd-down conversion-att	6-12-50%	8-14-57%
4th-down conversion-att	0-2-0%	0-0-0%
Total yards	285	303
Rushing yards	71	71
Passing yards	214	232
Passes-comp.-Int.	31-21-3	40-28-1
Punts-avg.	2-36	2-44.5
Punt return yards	0-0	0-0
Kickoff return yards	3-54	1-0
Fumbles-lost	0-0	3-1
Penalties-yards	5-45	8-55
Field goals made-att	1-1	1-2
Time of possession	26:20	33:40

		<b>RUSHING</b>							
<b>OILERS</b>	<b>Att</b>	<b>Yds</b>	<b>Lg</b>	<b>TD</b>	<b>JETS</b>	<b>Att</b>	<b>Yds</b>	<b>Lg</b>	<b>TD</b>
L. White	17	65	12	0	J. Hector	11	43	8	0
W. Moon	3	6	7	0	B. Baxter	5	14	5	0
					K. O'Brien	2	10	8	0
					F. McNeil	5	4	5	0
<b>TOTALS</b>	<b>20</b>	<b>71</b>	<b>12</b>	<b>0</b>	<b>TOTALS</b>	<b>23</b>	<b>71</b>	<b>8</b>	<b>0</b>

		<b>PASSING</b>							
<b>OILERS</b>	<b>Att</b>	<b>Cmp</b>	<b>Yds</b>	<b>TD-I</b>	<b>JETS</b>	<b>Att</b>	<b>Cmp</b>	<b>Yds</b>	<b>TD-I</b>
W. Moon	40	28	271	2-1	K. O'Brien	31	21	221	1-3
<b>TOTALS</b>	<b>40</b>	<b>28</b>	<b>271</b>	<b>2-1</b>	<b>TOTALS</b>	<b>31</b>	<b>21</b>	<b>221</b>	<b>1-3</b>

		<b>RECEIVING</b>							
<b>OILERS</b>	<b>Rec</b>	<b>Yds</b>	<b>Lg</b>	<b>TD</b>	<b>JETS</b>	<b>Rec</b>	<b>Yds</b>	<b>Lg</b>	<b>TD</b>
E. Givins	6	83	35	2	A. Toon	8	96	22	1
D. Hill	9	77	20	0	R. Moore	4	70	31	0
H. Jeffries	4	49	24	0	F. McNeil	4	23	10	0
L. White	4	31	17	0	M. Boyer	3	20	11	0
C. Duncan	4	24	8	0	T. Mathis	2	12	6	0
L. Harris	1	7	7	0					
<b>TOTALS</b>	<b>28</b>	<b>271</b>	<b>35</b>	<b>2</b>	<b>TOTALS</b>	<b>21</b>	<b>221</b>	<b>31</b>	<b>1</b>

**INDIVIDUAL DEFENSE (press box stats)**

**OILERS** – Leading Tackler: Lathon 4-7-11. Sacks: Williams 1. Int.: McDowell 2, Orlando 1. FF: None. FR: Moon 2.

**JETS** – Leading Tackler: Clifton 5-6-11, Stargell 8-3-11. Sacks: Lewis 2.0, Lageman 1.0, Young 1.0. Int.: McMillan 1. FF: Young 1, Lageman 1. FR: Stargell 1.

**AFC DIVISIONAL PLAYOFF GAME – 1991**  
**Denver 26, Houston 24**  
**January 4, 1992 • Mile High Stadium**

David Treadwell's 28-yard field goal with 16 seconds remaining capped a dramatic 87-yard drive in the closing moments to lift the Broncos over the Oilers. Treadwell's winning kick came shortly after John Elway's 44-yard completion to Vance Johnson on fourth-and-10 from the Denver 35-yard line. Earlier on the drive, Elway scrambled seven yards for a first down on fourth-and-6 from the 28. And it was Elway's 22-yard completion to Michael Young that got the Broncos out of a hole at their own 2-yard line. Denver started the winning drive there with no time outs left after Houston's Greg Montgomery dropped his punt out of bounds with 2:07 left in the game. Warren Moon passed for three touchdowns as Houston built first half leads of 14-0 and 21-6. But the Broncos defense stiffened, allowing only a field goal in the second half.

<b>Denver</b> .....	6	7	3	10	26
<b>Houston</b> .....	14	7	0	3	24

<b>TEAM</b>	<b>SCORING PLAY</b>	<b>QTR-INTO</b>
Oilers	H. Jeffries 15 yd. pass from Moon (Del Greco kick)	1-1:46
Oilers	D. Hill 9 yd. pass frm Moon (Del Greco kick)	1-9:44
Broncos	V. Johnson 10 yd. pass from Elway (kick no good)	1-13:43
Oilers	C. Duncan 6 yd. pass from Moon (Del Greco kick)	2-4:05
Broncos	G. Lewis 1 yd. run (Treadwell kick)	2-14:21
Broncos	D. Treadwell 49 yd. field goal	3-13:02
Oilers	A. Del Greco 25 yd. field goal	4-1:35
Broncos	G. Lewis 1 yd. run (Treadwell kick)	4-8:07
Broncos	D. Treadwell 28 yd. field goal	4-14:44

**Missed FG:** Del Greco 33WR  
**Attendance:** 75,301

	<b>Broncos</b>	<b>Oilers</b>
First downs	26	23
3rd-down conversion-att	5-11-45%	5-8-63%
4th-down conversion-att	3-3-100%	0-0-0%
Total yards	418	422
Rushing yards	151	97
Passing yards	267	325
Passes-comp.-Int.	34-20-1	36-27-1
Punts-avg.	2-40.5	1-44
Punt return yards	0-0	0-0
Kickoff return yards	4-88	6-82
Fumbles-lost	3-0	0-0
Penalties-yards	6-70	13-85
Field goals made-att	2-2	1-2
Time of possession	29:34	30:26

		<b>RUSHING</b>							
<b>OILERS</b>	<b>Att</b>	<b>Yds</b>	<b>Lg</b>	<b>TD</b>	<b>BRONCOS</b>	<b>Att</b>	<b>Yds</b>	<b>Lg</b>	<b>TD</b>
L. White	17	79	10	0	G. Green	17	59	14	0
W. Moon	2	18	15	0	J. Elway	6	39	15	0
					R. Rivers	1	3	3	0
					G. Lewis	3	2	1	2
					S. Sewell	4	48	19	0
<b>TOTALS</b>	<b>19</b>	<b>97</b>	<b>15</b>	<b>0</b>	<b>TOTALS</b>	<b>31</b>	<b>151</b>	<b>19</b>	<b>2</b>

		<b>PASSING</b>							
<b>OILERS</b>	<b>Att</b>	<b>Cmp</b>	<b>Yds</b>	<b>TD-I</b>	<b>BRONCOS</b>	<b>Att</b>	<b>Cmp</b>	<b>Yds</b>	<b>TD-I</b>
W. Moon	36	27	325	3-1	J. Elway	33	19	257	1-1
					S. Sewell	1	1	10	0-0
<b>TOTALS</b>	<b>36</b>	<b>27</b>	<b>325</b>	<b>3-1</b>	<b>TOTALS</b>	<b>34</b>	<b>20</b>	<b>267</b>	<b>1-1</b>

		<b>RECEIVING</b>							
<b>OILERS</b>	<b>Rec</b>	<b>Yds</b>	<b>Lg</b>	<b>TD</b>	<b>BRONCOS</b>	<b>Rec</b>	<b>Yds</b>	<b>Lg</b>	<b>TD</b>
H. Jeffries	7	99	49	1	C. Kay	1	8	8	0
L. White	5	35	10	0	V. Johnson	5	78	44	1
E. Givins	6	111	29	0	D. Russell	1	20	20	0
D. Hill	2	21	12	1	S. Sharpe	3	20	7	0
C. Duncan	6	40	11	1	M. Young	4	85	32	0
T. Jones	1	19	19	0	R. Nattiel	2	27	23	0
					S. Sewell	3	28	16	0
					G. Green	1	1	1	0
<b>TOTALS</b>	<b>27</b>	<b>325</b>	<b>49</b>	<b>3</b>	<b>TOTALS</b>	<b>20</b>	<b>267</b>	<b>44</b>	<b>1</b>

**INDIVIDUAL DEFENSE (press box stats)**

**OILERS** – Leading Tackler: A. Smith 6-1-7, L. Lathon 6-1-7. Sacks: None. Int.: R. Johnson 1. FF: B. Orlando 1, A. Smith 1. FR: None.

**BRONCOS** – Leading Tackler: C. Dimry 9-0-9, M. Brooks 7-2-9. Sacks: None. Int.: S. Atwater 1. FF: None. FR: J. Davidson 1.

# PLAYOFF GAME SUMMARIES

**AFC WILD CARD PLAYOFF GAME – 1992**  
**Buffalo 41, Houston 38 (OT)**  
 January 3, 1993 • Rich Stadium

**AFC DIVISIONAL PLAYOFF GAME – 1993**  
**Kansas City 28, Houston 20**  
 January 16, 1994 • Astrodome

Warren Moon threw for 220 yards and four touchdowns in the first half as Houston jumped out to a 28-3 lead. Early in the third quarter, Oilers defensive back Bubba McDowell intercepted Frank Reich's first pass of the second half and returned it 58 yards for a touchdown as the Oilers took a commanding 32-point lead, 35-3. Then, Buffalo started the comeback, advancing 50 yards to score on Davis' 1-yard touchdown run to cut the deficit to 35-10. After a recovered onside kick by the Bills which led to a touchdown, and a 26-yard touchdown pass to wide receiver Andre Reed, the lead was trimmed to 35-24. On the Oilers' ensuing possession, Bills safety Henry Jones intercepted a pass from Moon which led to another touchdown pass from Reich to Reed. Kicker Al Del Greco attempted a field goal to increase the Oilers' lead, but the snap was fumbled. The Bills then scored on a 17-yard touchdown pass, taking the lead 38-35 with three minutes remaining in the game. A last minute drive ending in a 26-yard field goal from Del Greco would send the game into overtime. Early in overtime, Bills defensive back Nate Odomes intercepted a pass from Moon, setting up Steve Christie's 32-yard game-winning field goal.

Joe Montana threw three second-half touchdown passes, including two just 54 seconds apart in the fourth quarter, to rally the Chiefs past the Oilers. Houston, which entered the game with an 11-game winning streak, jumped out to a 10-0 lead in the opening quarter and still led 13-7 after Al Del Greco's 43-yard field goal with 9:37 remaining in the fourth quarter. But Kansas City marched 71 yards in only 59 seconds, the key play a 38-yard pass interference penalty against Oilers cornerback Cris Dishman, to take the lead for the first time on Montana's 11-yard touchdown pass to J.J. Birden. On the next play from scrimmage, Chiefs linebacker Derrick Thomas sacked Warren Moon, forcing a fumble that defensive tackle Dan Saleaumua recovered at the Oilers' 12-yard line. On third down, Montana's 18-yard touchdown pass to Willie Davis put Kansas City ahead 21-13 with 7:44 left. Houston drove 80 yards to a touchdown to pull within one point with 3:45 to go, but Marcus Allen's 21-yard touchdown run at the 1:55 mark sealed the Oilers' fate.

<b>Buffalo</b> . . . . .	3	0	28	7	3	41
<b>Houston</b> . . . . .	7	21	7	3	0	38

<b>Kansas City</b> . . . . .	0	0	7	21	28
<b>Houston</b> . . . . .	10	0	0	10	20

TEAM	SCORING PLAY	QTR-LEFT
Oilers	H. Jeffries 3 pass from W. Moon (A. Del Greco kick)	1-5:51
Bills	S. Christie 36 field goal	1-1:24
Oilers	W. Slaughter 7 pass from W. Moon (A. Del Greco kick)	2-8:59
Oilers	C. Duncan 26 pass from W. Moon (A. Del Greco kick)	2-4:09
Oilers	H. Jeffries 27 pass from W. Moon (A. Del Greco kick)	2-0:14
Oilers	B. McDowell 58 INT return (A. Del Greco kick)	3-13:19
Bills	K. Davis 1 run (D. Christie, kick)	3-8:52
Bills	D. Beebe 38 pass from F. Reich (D. Christie kick)	3-7:56
Bills	A. Reed 26 pass from F. Reich (D. Christie kick)	3-4:21
Bills	A. Reed 18 pass from F. Reich (D. Christie kick)	3-2:00
Bills	A. Reed 17 pass from F. Reich (D. Christie kick)	4-3:08
Oilers	A. Del Greco 26 field goal	4-0:12
Bills	D. Christie 32 field goal	5-11:54

Missed FG: None  
 Attendance: 75,141

TEAM	SCORING PLAY	QTR-LEFT
Oilers	A. Del Greco 49 field goal	1-11:10
Oilers	C. Brown 2 run (A. Del Greco kick)	1-1:59
Chiefs	K. Cash 7 pass from J. Montana (N. Lowery kick)	3-10:19
Oilers	A. Del Greco 43 field goal	4-9:37
Chiefs	J. Birden 11 pass from J. Montana (N. Lowery kick)	4-8:38
Chiefs	W. Davis 18 pass from J. Montana (N. Lowery kick)	4-7:44
Oilers	E. Givins 7 pass from W. Moon (A. Del Greco kick)	4-3:35
Chiefs	M. Allen 21 run (N. Lowery kick)	4-1:55

Missed FG: None  
 Attendance: 64,011

	Bills	Oilers
First downs	19	27
3rd-down conversion-att	8-15-53%	6-14-43%
4th-down conversion-att	2-3-67%	2-3-67%
Total yards	366	429
Rushing yards	98	82
Passing yards	268	347
Passes-comp.-Int.	34-21-1	50-36-2
Punts-avg.	2-35	2-24.5
Punt return yards	0-0	1-7
Kickoff return yards	5-55	4-27
Fumbles-lost	0-0	2-0
Penalties-yards	4-30	4-30
Field goals made-att	2-2	1-1
Time of possession	25:27	37:39

	Chiefs	Oilers
First downs	18	19
3rd-down conversion-att	6-12-50%	7-15-47%
4th-down conversion-att	0-1-0%	0-1-0%
Total yards	354	277
Rushing yards	71	39
Passing yards	283	238
Passes-comp.-Int.	38-22-2	43-32-1
Punts-avg.	3-45	5-48.6
Punt return yards	4-44	1-12
Kickoff return yards	2-38	3-50
Fumbles-lost	0-0	7-2
Penalties-yards	7-51	3-63
Field goals made-att	0-0	2-2
Time of possession	24:18	35:42

RUSHING									
OILERS	Att	Yds	Lg	TD	BILLS	Att	Yds	Lg	TD
W. Moon	2	7	5	0	T. Thomas	11	26	6	0
L. White	19	75	14	0	K. Davis	13	68	35	1
Montgomery	1	0	0	0	C. Gardner	1	5	5	0
					F. Reich	1	-1	-1	0
<b>TOTALS</b>	<b>22</b>	<b>82</b>	<b>14</b>	<b>0</b>	<b>TOTALS</b>	<b>26</b>	<b>98</b>	<b>35</b>	<b>1</b>

RUSHING											
OILERS	Att	Yds	Lg	TD	CHIEFS	Att	Yds	Lg	TD		
W. Moon	3	22	17	0	M. Allen	14	74	21	1		
G. Brown	11	17	5	1	D. Krieg	2	-2	-1	0		
					K. Anders	1	0	0	0		
					J. Montana	1	-1	-1	0		
<b>TOTALS</b>	<b>14</b>	<b>39</b>	<b>17</b>	<b>1</b>	<b>TOTALS</b>	<b>18</b>	<b>71</b>	<b>21</b>	<b>1</b>		

PASSING									
OILERS	Att	Cmp	Yds	TD-I	BILLS	Att	Cmp	Yds	TD-I
W. Moon	50	36	371	4-2	F. Reich	34	21	289	4-1
<b>TOTALS</b>	<b>50</b>	<b>36</b>	<b>371</b>	<b>4-2</b>	<b>TOTALS</b>	<b>34</b>	<b>21</b>	<b>289</b>	<b>4-1</b>

PASSING											
OILERS	Att	Cmp	Yds	TD-I	CHIEFS	Att	Cmp	Yds	TD-I		
W. Moon	43	32	306	1-1	J. Montana	38	22	299	3-2		
<b>TOTALS</b>	<b>43</b>	<b>32</b>	<b>306</b>	<b>1-1</b>	<b>TOTALS</b>	<b>38</b>	<b>22</b>	<b>299</b>	<b>3-2</b>		

RECEIVING									
OILERS	Rec	Yds	Lg	TD	BILLS	Rec	Yds	Lg	TD
C. Duncan	8	57	26	1	P. Metzelaars	3	43	2	0
W. Slaughter	8	73	18	1	A. Reed	8	136	27	3
H. Jeffries	8	98	32	2	T. Thomas	2	-3	1	0
E. Givins	9	117	27	0	D.Beebe	4	64	38	1
L. Harris	2	15	9	0	J. Lofton	2	24	18	0
L. White	1	11	11	0	K. Davis	2	25	19	0
<b>TOTALS</b>	<b>36</b>	<b>371</b>	<b>32</b>	<b>4</b>	<b>TOTALS</b>	<b>21</b>	<b>289</b>	<b>38</b>	<b>4</b>

RECEIVING											
OILERS	Rec	Yds	Lg	TD	CHIEFS	Rec	Yds	Lg	TD		
H. Jeffries	9	88	28	0	J. Birden	6	60	14	1		
E. Givins	7	63	15	1	W. Davis	5	96	36	1		
G. Wellman	6	80	30	0	K. Cash	4	80	41	1		
C. Duncan	6	49	14	0	T. Barnett	2	24	14	0		
G. Brown	4	26	12	0	T. McNair	2	9	9	0		
					M. Allen	1	12	12	0		
					J. Hayes	1	9	9	0		
					F. Jones	1	9	9	0		
<b>TOTALS</b>	<b>32</b>	<b>306</b>	<b>30</b>	<b>1</b>	<b>TOTALS</b>	<b>22</b>	<b>299</b>	<b>41</b>	<b>3</b>		

**INDIVIDUAL DEFENSE (press box stats)**  
**OILERS** – Leading Tackler: A. Smith 4-3-7. Sacks: W. Fuller 2.0, S. Jones 1.0. Int.: B. McDowell 1. FF: None. FR: None.  
**BILLS** – Leading Tackler: P. Hansen 10-0-10. Sacks: J. Wright 2.0, P. Hansen 1.0, D. Talley 1.0. Int.: H. Jones 1, N. Odomes 1. FF: D. Talley 1. FR: None.

**INDIVIDUAL DEFENSE (press box stats)**  
**OILERS** – Leading Tackler: B. Orlando 8-2-10. Sacks: W. Fuller 1.0, L. Lathon 1.0. Int.: S. Jackson 1, T. Hoage 1. FF: None. FR: None.  
**CHIEFS** – Leading Tackler: A. Lewis 8-0-8, M. Bayless 6-2-8, C. Mincy 6-2-8. Sacks: A. Lewis 2.0, D. Thomas 2.0, B. Thompson 2.0, N. Smith 1.0, J. Phillips 1.0. Int.: C. Mincy 1. FF: None. FR: Saleaumua 1.

## PLAYOFF GAME SUMMARIES

**AFC WILD CARD PLAYOFF GAME – 1999**  
**Tennessee 22, Buffalo 16**  
**January 8, 2000 • Adelphia Coliseum**

One of the most memorable finishes in NFL playoff history gave the Titans the franchise's first playoff win since 1991, a 22-16 stunner over the visiting Buffalo Bills. After Steve Christie kicked a 41-yard field goal to give Buffalo a 16-15 lead with 16 seconds remaining, Kevin Dyson returned a Frank Wycheck lateral on the ensuing kickoff 75 yards for a touchdown with three seconds left in the game. The play, quickly dubbed as the "Music City Miracle," gave Tennessee a 22-16 lead that turned into a victory after Buffalo's last-ditch hopes for a matching return touchdown were thwarted. Eddie George paced Tennessee's offense with a 29-carry, 106-yard performance. The victory, in front of a franchise-record crowd at Adelphia Coliseum, allowed the franchise to advance to the AFC Divisional Playoffs for the first time since 1993. The Titans took a 12-0 lead into intermission, but the Bills stormed back behind two touchdowns from Antowain Smith that gave Buffalo a 13-12 lead with 11:08 remaining. Al Del Greco's 36-yard field goal gave the Titans a 15-13 lead with 1:48 remaining, setting up the game's final dramatic moments.

Buffalo	0	0	7	9	16
Tennessee	0	12	0	10	22

TEAM	SCORING PLAY	QTR-LEFT
Titans	R. Johnson sacked by J. Kearse for safety	2-11:19
Titans	S. McNair 1 run (A. Del Greco kick)	2-7:55
Titans	A. Del Greco 40 field goal	2-0:00
Bills	A. Smith 4 run (S. Christie kick)	3-12:28
Bills	A. Smith 1 run (Two-pt. attempt failed)	4-11:08
Titans	A. Del Greco 36 field goal	4-1:48
Bills	S. Christie 41 field goal	4-0:16
Titans	K. Dyson 75 kickoff return (A. Del Greco kick)	4-0:03

**Missed FG:** A. Del Greco 43W/L  
**Attendance:** 66,782

	Bills	Titans
First downs	13	16
3rd-down conversion-att	5-13-38%	4-16-25%
4th-down conversion-att	0-0-0%	0-0-0%
Total Yards	219	194
Rushing yards	123	139
Passing yards	96	55
Passes-comp.-Int.	22-10-0	24-13-0
Punts-avg.	8-38.5	7-41
Punt return yards	3-10	6-32
Kickoff return yards	4-73	5-192
Fumbles-lost	2-2	2-1
Penalties-yards	10-59	2-12
Field goals made-att	1-2	2-2
Time of possession	24:54	35:06

RUSHING									
TITANS	Att	Yds	Lg	TD	BILLS	Att	Yds	Lg	TD
E. George	29	106	9	0	A. Smith	14	79	44	2
S. McNair	6	19	10	1	J. Linton	5	25	12	0
R. Thomas	4	14	13	0	T. Thomas	5	10	9	0
					R. Johnson	3	9	4	0
<b>TOTALS</b>	<b>39</b>	<b>139</b>	<b>13</b>	<b>1</b>	<b>TOTALS</b>	<b>27</b>	<b>123</b>	<b>44</b>	<b>2</b>

PASSING									
TITANS	Att	Cmp	Yds	TD-I	BILLS	Att	Cmp	Yds	TD-I
S. McNair	24	13	76	0-1	R. Johnson	22	10	131	0-0
<b>TOTALS</b>	<b>24</b>	<b>13</b>	<b>76</b>	<b>0-1</b>	<b>TOTALS</b>	<b>22</b>	<b>10</b>	<b>131</b>	<b>0-0</b>

RECEIVING									
TITANS	Rec	Yds	Lg	TD	BILLS	Rec	Yds	Lg	TD
F. Wycheck	4	29	14	0	P. Price	5	62	15	0
J. Harris	4	20	10	0	E. Moulds	3	62	37	0
E. George	2	4	3	0	S. Gash	1	6	6	0
C. Sanders	1	11	11	0	B. Collins	1	1	1	0
Y. Thigpen	1	8	8	0					
K. Dyson	1	4	4	0					
<b>TOTALS</b>	<b>13</b>	<b>76</b>	<b>14</b>	<b>0</b>	<b>TOTALS</b>	<b>10</b>	<b>131</b>	<b>37</b>	<b>0</b>

**INDIVIDUAL DEFENSE (press box stats)**

**TITANS** – Leading Tackler: B. Bishop 6-1-7. Sacks: J. Kearse 2.0, J. Fisk 1.0, S. Rolle 1.0, J. Evans 1.0, K. Holmes 1.0. Int.: None. FF: J. Kearse 1. FR: B. Wortham 1.  
**BILLS** – Leading Tackler: J. Holecek 10-3-13. Sacks: B. Smith 2.5, P. Hansen 0.5. Int.: A. Winfield 1. FF: K. Schulz 1. FR: P. Hansen 1.

**AFC DIVISIONAL PLAYOFF GAME – 1999**  
**Tennessee 19, Indianapolis 16**  
**January 16, 2000 • RCA Dome**

Eddie George ran for a franchise playoff-record 162 yards and a touchdown as the Tennessee Titans advanced to their first AFC Championship Game since 1979 with a 19-16 victory over the Indianapolis Colts at the RCA Dome. George's 68-yard touchdown run on the first drive of the third quarter gave the Titans the lead for good, and Tennessee's defense held rookie standout Edgerrin James to only 56 yards rushing on 20 carries. Al Del Greco set franchise post-season records for field goals in a game and a career, kicking two of his four field goals in each half to give him 11 for his career. Indiana native Blaine Bishop led the inspired Tennessee defense with 11 tackles and two passes defensed, and the defensive unit as a whole held Peyton Manning in check, with the second-year signal caller completing only 19 of 43 passes for 227 yards in the loss. The Colts pulled within three points with 1:51 remaining on Manning's 15-yard TD run, but Yancey Thigpen sealed Tennessee's victory by recovering Danny Knight's ensuing onside kick.

Indianapolis	3	6	0	7	16
Tennessee	0	6	7	6	19

TEAM	SCORING PLAY	QTR-LEFT
Colts	M. Vanderjagt 40 field goal	1-7:13
Titans	A. Del Greco 49 field goal	2-14:56
Colts	M. Vanderjagt 40 field goal	2-5:38
Titans	A. Del Greco 37 field goal	2-3:15
Colts	M. Vanderjagt 34 field goal	2-0:01
Titans	E. George 68 run (A. Del Greco kick)	3-13:19
Titans	A. Del Greco 25 field goal	4-12:57
Titans	A. Del Greco 43 field goal	4-4:19
Colts	P. Manning 15 run (M. Vanderjagt kick)	4-1:51

**Missed FG:** None  
**Attendance:** 57,097

	Colts	Titans
First downs	19	13
3rd-down conversion-att	5-15-33%	3-14-21%
4th-down conversion-att	0-1-0%	0-0-0%
Total yards	305	309
Rushing yards	78	197
Passing yards	227	112
Passes-comp.-Int.	43-19-0	24-13-0
Punts-avg.	7-48.6	5-52
Punt return yards	2-24	3-49
Kickoff return yards	6-87	2-47
Fumbles-lost	1-0	1-1
Penalties-yards	7-60	9-78
Field goals made-att	3-3	4-4
Time of possession	28:55	31:05

RUSHING									
TITANS	Att	Yds	Lg	TD	COLTS	Att	Yds	Lg	TD
E. George	26	162	68	1	E. James	20	56	14	0
S. McNair	7	35	29	0	P. Manning	2	22	15	1
<b>TOTALS</b>	<b>33</b>	<b>197</b>	<b>68</b>	<b>1</b>	<b>TOTALS</b>	<b>22</b>	<b>78</b>	<b>15</b>	<b>1</b>

PASSING									
TITANS	Att	Cmp	Yds	TD-I	COLTS	Att	Cmp	Yds	TD-I
S. McNair	24	13	112	0-0	P. Manning	43	19	227	0-0
<b>TOTALS</b>	<b>24</b>	<b>13</b>	<b>112</b>	<b>0-0</b>	<b>TOTALS</b>	<b>43</b>	<b>19</b>	<b>227</b>	<b>0-0</b>

RECEIVING									
TITANS	Rec	Yds	Lg	TD	COLTS	Rec	Yds	Lg	TD
Y. Thigpen	3	19	7	0	M. Harrison	5	65	25	0
F. Wycheck	3	16	6	0	J. Pathon	5	44	13	0
E. George	3	14	6	0	T. Wilkins	4	55	23	0
C. Sanders	2	38	26	0	K. Dilger	2	12	7	0
K. Dyson	2	25	15	0	E.G. Green	1	33	33	0
					M. Pollard	1	10	10	0
					E. James	1	8	8	0
<b>TOTALS</b>	<b>13</b>	<b>112</b>	<b>26</b>	<b>0</b>	<b>TOTALS</b>	<b>19</b>	<b>227</b>	<b>33</b>	<b>0</b>

**INDIVIDUAL DEFENSE (press box stats)**

**TITANS** – Leading Tackler: B. Bishop 6-1-7. Sacks: None. Int.: None. FF: D. Sidney 1. FR: None.  
**COLTS** – Leading Tackler: M. Barber 9-1-10. Sacks: None. Int.: None. FF: None. FR: M. Thomas 1.

# PLAYOFF GAME SUMMARIES

**AFC CHAMPIONSHIP GAME – 1999**  
**Tennessee 33, Jacksonville 14**  
**January 23, 2000 • Alltel Stadium**

**SUPER BOWL XXXIV – 1999**  
**St. Louis 23, Tennessee 16**  
**January 30, 2000 • Georgia Dome**

The Titans advanced to the Super Bowl for the first time in franchise history by defeating the Jacksonville Jaguars for the third time in the same season, 33-14, at Alltel Stadium. Steve McNair ran for 91 yards and two second-half touchdowns, combining with Eddie George for 177 yards rushing on the afternoon. The Titans' defense turned in a dominant performance, forcing six Jacksonville turnovers, including two fumbles and two interceptions from Mark Brunell. Jacksonville led 14-7 on a 33-yard TD run by James Stewart. But the Titans then scored 26 unanswered points, including an Al Del Greco 34-yard field goal that cut the Jaguar lead to 14-10 at halftime. McNair scored on a 1-yard run with 9:24 remaining in the third quarter, and after Mark Brunell was dropped for a safety, Derrick Mason ran the ensuing free kick 80 yards for a touchdown. McNair scored his second touchdown of the game with seven minutes remaining, sealing the 33-14 outcome. The win gave the Titans their first AFC Championship since the AFL-NFL merger, and advanced them to Super Bowl XXXIV against St. Louis.

The Titans' magical season ended at the Georgia Dome, as receiver Kevin Dyson was stopped just short of the goal line on the game's last play by Rams linebacker Mike Jones in a 23-16 St. Louis victory. The play ended an inspired two-minute drive led by Steve McNair, who broke Super Bowl records for rushing yards by a quarterback in both one game and one play for the Titans. The Rams held a 9-0 lead at halftime, extending their lead to 16-0 on a nine yard TD reception by Torry Holt with 7:20 left in the third quarter. The Titans charged back on two touchdown runs by Eddie George, and tied the score at 16 on a 43-yard Al Del Greco field goal with 2:12 remaining. On the first play of the ensuing drive, Isaac Bruce broke free and scored on a 73-yard touchdown pass from Kurt Warner, giving the Rams a seven-point advantage. McNair then led a 12-play, 87-yard drive that culminated in the completion to Dyson. McNair's prolific day included 64 yards rushing. George, meanwhile, rushed for 95 yards to become the Titans' career playoff rushing leader.

Jacksonville	7	7	0	0	14
Tennessee	7	3	16	7	33

St. Louis	3	6	7	7	23
Tennessee	0	0	6	10	16

TEAM	SCORING PLAY	QTR-LEFT
Jaguars	K. Brady 7 pass from M. Brunell (M. Hollis kick)	1-11:20
Titans	Y. Thigpen 9 pass from S. McNair (A. Del Greco kick)	1-5:30
Jaguars	J. Stewart 33 run (M. Hollis kick)	2-4:36
Titans	A. Del Greco 34 field goal	2-0:20
Titans	S. McNair 1 run (A. Del Greco kick)	3-9:24
Titans	M. Brunell sacked by J. Evans & J. Fisk for safety	3-5:13
Titans	D. Mason 80 kickoff return (A. Del Greco kick)	3-4:56
Titans	S. McNair 1 run (A. Del Greco kick)	4-6:59

TEAM	SCORING PLAY	QTR-LEFT
Rams	J. Wilkins 27 yd. field goal	1-3:00
Rams	J. Wilkins 29 yd. field goal	2-4:16
Rams	J. Wilkins 28 yd. field goal	2-0:15
Rams	T. Holt 9 yd. pass from K. Warner (J. Wilkins kick)	3-7:20
Titans	E. George 1 yd. run (two-pt attempt failed)	3-0:14
Titans	E. George 2 yd. run (A. Del Greco kick)	4-7:21
Titans	Del Greco 43 yd. field goal	4-2:12
Rams	I. Bruce 73 yd. pass from K. Warner (J. Wilkins kick)	4-1:54

**Missed FG:** None  
**Attendance:** 75,206

**Missed FG:** J. Wilkins 34WR, A. Del Greco 47WL, 47B  
**Attendance:** 72,625

	Jaguars	Titans
First downs	20	17
3rd-down conversion-att	3-10-30%	3-10-30%
4th-down conversion-att	0-2-0%	0-0-0%
Total yards	360	289
Rushing yards	144	177
Passing yards	216	112
Passes-comp.-Int.	38-19-2	23-14-1
Punts-avg.	3-45.3	5-39.8
Punt return yards	3-2	2-14
Kickoff return yards	6-80	4-174
Fumbles-lost	5-4	5-3
Penalties-yards	9-100	5-39
Field goals made-att	0-0	1-1
Time of possession	28:24	31:36

	Rams	Titans
First downs	23	27
3rd-down conversion-att	5-12-42%	6-13-46%
4th-down conversion-att	0-1-0%	1-1-100%
Total yards	436	367
Rushing yards	29	159
Passing yards	407	208
Passes-comp.-Int.	45-24-0	36-22-0
Punts-avg.	2-38.2	3-43
Punt return yards	2-8	1-1
Kickoff return yards	4-55	5-122
Fumbles-lost	2-0	1-0
Penalties-yards	8-60	7-45
Field goals made-att	3-4	1-3
Time of possession	23:34	36:26

RUSHING									
TITANS	Att	Yds	Lg	TD	JAGUARS	Att	Yds	Lg	TD
S. McNair	9	91	51	2	F. Taylor	19	110	31	0
E. George	25	86	20	0	J. Stewart	3	35	33	1
					M. Brunell	1	-1	-1	0
<b>TOTALS</b>	<b>34</b>	<b>177</b>	<b>51</b>	<b>2</b>	<b>TOTALS</b>	<b>23</b>	<b>144</b>	<b>33</b>	<b>1</b>

RUSHING									
TITANS	Att	Yds	Lg	TD	RAMS	Att	Yds	Lg	TD
E. George	28	95	13	2	M. Faulk	10	17	4	0
S. McNair	8	64	23	0	R. Holcombe	1	11	11	0
					K. Warner	1	1	1	0
					M. Horan	1	0	0	0
<b>TOTALS</b>	<b>36</b>	<b>159</b>	<b>23</b>	<b>2</b>	<b>TOTALS</b>	<b>13</b>	<b>29</b>	<b>11</b>	<b>0</b>

PASSING									
TITANS	Att	Cmp	Yds	TD-I	JAGUARS	Att	Cmp	Yds	TD-I
S. McNair	23	14	112	1-1	M. Brunell	38	19	226	1-2
<b>TOTALS</b>	<b>23</b>	<b>14</b>	<b>112</b>	<b>1-1</b>	<b>TOTALS</b>	<b>38</b>	<b>19</b>	<b>226</b>	<b>1-2</b>

PASSING									
TITANS	Att	Cmp	Yds	TD-I	RAMS	Att	Cmp	Yds	TD-I
S. McNair	36	22	214	0-0	K. Warner	45	24	414	2-0
<b>TOTALS</b>	<b>36</b>	<b>22</b>	<b>214</b>	<b>0-0</b>	<b>TOTALS</b>	<b>45</b>	<b>24</b>	<b>414</b>	<b>2-0</b>

RECEIVING									
TITANS	Rec	Yds	Lg	TD	JAGUARS	Rec	Yds	Lg	TD
J. Harris	3	33	15	0	K. McCardell	6	67	18	0
E. George	3	19	15	0	J. Smith	5	92	37	0
I. Byrd	2	19	11	0	K. Brady	5	44	17	1
Y. Thigpen	2	16	9	1	F. Taylor	2	16	9	0
F. Wycheck	2	12	8	0	D. Jones	1	7	7	0
K. Dyson	1	12	1	0					
L. Neal	1	1	1	0					
<b>TOTALS</b>	<b>14</b>	<b>112</b>	<b>15</b>	<b>1</b>	<b>TOTALS</b>	<b>19</b>	<b>226</b>	<b>37</b>	<b>1</b>

RECEIVING									
TITANS	Rec	Yds	Lg	TD	RAMS	Rec	Yds	Lg	TD
J. Harris	7	64	21	0	T. Holt	7	109	32	1
F. Wycheck	5	35	13	0	I. Bruce	6	162	73	1
K. Dyson	4	41	16	0	M. Faulk	5	90	52	0
E. George	2	35	32	0	A. Hakim	1	17	17	0
I. Byrd	2	21	21	0	E. Conwell	1	16	16	0
D. Mason	2	18	9	0	R. Proehl	1	11	11	0
					R. Williams	1	9	9	0
					R. Holcombe	1	1	1	0
					F. Miller	1	-1	-1	0
<b>TOTALS</b>	<b>22</b>	<b>214</b>	<b>32</b>	<b>0</b>	<b>TOTALS</b>	<b>24</b>	<b>414</b>	<b>73</b>	<b>2</b>

**INDIVIDUAL DEFENSE (press box stats)**  
**TITANS** – Leading Tackler: E. Robinson 6-1-7. Sacks: B. Bishop 1.0, K. Holmes 1.0, J. Evans 0.5, J. Fisk 0.5. Int.: M. Robertson 1, D. Mitchell 1. FF: E. Robinson 2, B. Bishop 1, K. Holmes 1. FR: D. Walker 1, J. Kearse 1, J. Fisk 1.  
**JAGUARS** – Leading Tackler: K. Hardy 6-4-10. Sacks: T. Brackens 1.0. Int.: F. Bryant 1. FF: T. Brackens 1, L. Marts 1, K. Hardy 1. FR: L. Marts 1, T. Brackens 1.

**INDIVIDUAL DEFENSE (press box stats)**  
**TITANS** – Leading Tackler: B. Bishop 4-1-5, A. Dorsett 1-4-5. Sacks: J. Fisk 1.0. Int.: None. FF: None. FR: None.  
**RAMS** – Leading Tackler: B. Jenkins 9-3-12. Sacks: K. Carter 1.0. Int.: None. FF: B. Jenkins 1. FR: None.

## PLAYOFF GAME SUMMARIES

### AFC DIVISIONAL PLAYOFF GAME – 2000 Baltimore 24, Tennessee 10 January 7, 2001 • Adelphia Coliseum

The Baltimore Ravens used big plays on defense and special teams to advance to the AFC Championship Game with a 24-10 victory over the Tennessee Titans at Adelphia Coliseum. Anthony Mitchell returned a blocked Al Del Greco field goal attempt 90 yards for a touchdown to break a 10-10 tie, and NFL Defensive Player of the Year Ray Lewis returned an interception 50 yards for a touchdown to seal Baltimore's win with 6:41 remaining in the fourth quarter. The Titans took control of the game early, as Eddie George capped off an opening drive that spanned 11 plays and 58 yards with a two-yard touchdown run. Regardless of the final score, it was a dominant performance by the Tennessee defense, as they held the Ravens to six first downs, 134 total yards, and only five completions by Baltimore quarterback Trent Dilfer. Offensively, the Titans dominated Baltimore in first downs (23 to 6), rushing yards (126 to 49) and passing yards (191 to 85), but Baltimore's big plays were ultimately too much to overcome. The loss ended the Titans' reign as AFC Champions and their season at 13-4.

Baltimore	0	7	3	14	24
Tennessee	7	0	3	0	10

TEAM	SCORING PLAY	QTR-LEFT
Titans	E. George 2 run (A. Del Greco kick)	1-7:43
Ravens	Ja. Lewis 1 run (M. Stover kick)	2-9:46
Titans	A. Del Greco 21 field goal	3-8:14
Ravens	M. Stover 38 field goal	3-3:05
Ravens	A. Mitchell 90 field goal return (M. Stover kick)	4-12:12
Ravens	R. Lewis 50 interception return (M. Stover kick)	4-6:41

**Missed FG:** A. Del Greco 45B, 31LU, 37B

**Attendance:** 68,527

	Ravens	Titans
First downs	6	23
3rd-down conversion-att	2-11-18%	5-16-31%
4th-down conversion-att	0-0-0%	0-2-0%
Total yards	134	317
Rushing yards	49	126
Passing yards	85	191
Passes-comp.-Int.	17-5-0	47-25-1
Punts-avg.	8-27.6	5-37.8
Punt return yards	1-4	2-5
Kickoff return yards	3-69	4-55
Fumbles-lost	0-0	0-0
Penalties-yards	7-50	6-55
Field goals made-att	1-1	1-4
Time of possession	19:31	40:29

RUSHING									
TITANS	Att	Yds	Lg	TD	RAVENS	Att	Yds	Lg	TD
E. George	27	91	15	1	Ja. Lewis	17	47	14	1
S. McNair	5	31	11	0	T. Dilfer	4	1	4	0
R. Thomas	1	4	4	0	Je. Lewis	1	1	1	0
					S. Gash	1	0	0	0
<b>TOTALS</b>	<b>33</b>	<b>126</b>	<b>15</b>	<b>1</b>	<b>TOTALS</b>	<b>23</b>	<b>49</b>	<b>14</b>	<b>1</b>

PASSING									
TITANS	Att	Cmp	Yds	TD-I	RAVENS	Att	Cmp	Yds	TD-I
S. McNair	46	24	176	0-1	T. Dilfer	16	5	117	0-0
N. O'Donnell	1	1	19	0-0	T. Banks	1	0	0	0-0
<b>TOTALS</b>	<b>47</b>	<b>25</b>	<b>195</b>	<b>0-1</b>	<b>TOTALS</b>	<b>17</b>	<b>5</b>	<b>117</b>	<b>0-0</b>

RECEIVING									
TITANS	Rec	Yds	Lg	TD	RAVENS	Rec	Yds	Lg	TD
E. George	8	5	10	0	Q. Ismail	3	53	33	0
D. Mason	7	88	19	0	S. Sharpe	1	56	56	0
F. Wycheck	5	31	13	0	B. Stokley	1	8	8	0
Y. Thigpen	3	25	11	0					
E. Kinney	1	9	9	0					
S. McNair	1	-10	-10	0					
<b>TOTALS</b>	<b>25</b>	<b>195</b>	<b>19</b>	<b>0</b>	<b>TOTALS</b>	<b>5</b>	<b>117</b>	<b>56</b>	<b>0</b>

#### INDIVIDUAL DEFENSE (press box stats)

**TITANS** – Leading Tackler: R. Godfrey 7-2-9. Sacks: R. Godfrey 1.0, J. Fisk 1.0, H. Ford 1.0. Int.: None. FF: None. FR: None.

**RAVENS** – Leading Tackler: R. Lewis 9-3-12. Sacks: S. Adams 1.0. Int.: R. Lewis 1. FF: None. FR: None.

### AFC DIVISIONAL PLAYOFF GAME – 2002 Tennessee 34, Pittsburgh 31 (OT) January 11, 2003 • Adelphia Coliseum

Joe Nedney got a chance for redemption and made a 26-yard field goal 2:15 into overtime that gave the Titans a bruising 34-31 playoff victory over the Pittsburgh Steelers. The kick was the result of a penalty on the previous play by cornerback Dewayne Washington. He drew a 5-yard flag for running into Nedney, giving the kicker another chance after he hooked a 31-yard attempt wide right. Titans quarterback Steve McNair passed for 338 yards and two touchdowns in the game, while tight end Frank Wycheck set a career high with 123 yards on 10 receptions. The Titans scored the game's first 14 points on McNair and Eddie George runs before the Steelers responded with 20 unanswered points. Wycheck and Erron Kinney each caught touchdown passes in the second half. Nedney's game-winner gave the Titans their first victory in four playoff games against Pittsburgh and propelled them into the AFC Championship Game at Oakland.

Pittsburgh	0	13	7	11	0	31
Tennessee	14	0	14	3	3	34

TEAM	SCORING PLAY	QTR-LEFT
Titans	S. McNair 8 run (J. Nedney kick)	1-11:01
Titans	E. George 1 run (J. Nedney kick)	1-0:17
Steelers	H. Ward 8 pass from T. Maddox (J. Reed kick)	2-9:29
Steelers	J. Reed 30 field goal	2-6:47
Steelers	J. Reed 39 field goal	2-0:00
Steelers	A. Zereoue 31 run (J. Reed kick)	3-14:37
Titans	F. Wycheck 7 pass from S. McNair (J. Nedney kick)	3-9:37
Titans	E. Kinney 2 pass from S. McNair (J. Nedney kick)	3-4:38
Steelers	H. Ward 21 pass from T. Maddox (H. Ward to P. Burress pass)	4-10:09
Steelers	J. Reed 40 yd. field goal	4-8:30
Titans	J. Nedney 42 yd. field goal	4-5:40
Titans	J. Nedney 26 yd. field goal	5-12:45

**Missed FG:** J. Reed 44WL, J. Nedney 48WR

**Attendance:** 68,809

	Steelers	Titans
First downs	21	29
3rd-down conversion-att	4-14-29%	12-18-67%
4th-down conversion-att	0-0-0%	1-1-100%
Total yards	324	430
Rushing yards	67	99
Passing yards	257	331
Passes-comp.-Int.	42-21-1	45-27-2
Punts-avg.	6-31.8	4-28.8
Punt return yards	2-14	1-9
Kickoff return yards	6-138	7-116
Fumbles-lost	0-0	2-2
Penalties-yards	6-41	8-92
Field goals made-att	3-4	2-3
Time of possession	24:43	37:32

RUSHING									
TITANS	Att	Yds	Lg	TD	STEELERS	Att	Yds	Lg	TD
E. George	15	33	9	1	A. Zereoue	14	49	31	1
S. McNair	8	29	8	1	A. Randle El	1	11	11	0
D. Mason	2	20	16	0	J. Bettis	3	6	4	0
R. Holcombe	11	17	11	0	H. Ward	2	1	1	0
<b>TOTALS</b>	<b>36</b>	<b>99</b>	<b>16</b>	<b>2</b>	<b>TOTALS</b>	<b>20</b>	<b>67</b>	<b>31</b>	<b>1</b>

PASSING									
TITANS	Att	Cmp	Yds	TD-I	STEELERS	Att	Cmp	Yds	TD-I
S. McNair	44	27	338	2-2	T. Maddox	41	21	266	2-1
N. O'Donnell	1	0	0	0-0	A. Randle El	1	0	0	0-0
<b>TOTALS</b>	<b>45</b>	<b>27</b>	<b>338</b>	<b>2-0</b>	<b>TOTALS</b>	<b>42</b>	<b>21</b>	<b>266</b>	<b>2-1</b>

RECEIVING									
TITANS	Rec	Yds	Lg	TD	STEELERS	Rec	Yds	Lg	TD
F. Wycheck	10	123	39	1	H. Ward	7	82	21	2
D. Bennett	7	85	20	0	A. Randle El	4	53	30	0
D. Mason	5	47	18	0	T. Mathis	3	40	22	0
J. McCareins	2	53	31	0	P. Burress	2	62	40	0
E. Kinney	2	20	18	1	D. Kreider	2	14	8	0
R. Holcombe	1	10	10	0	A. Zereoue	2	10	6	0
					C. Ma'afala	1	5	5	0
<b>TOTALS</b>	<b>27</b>	<b>338</b>	<b>39</b>	<b>2</b>	<b>TOTALS</b>	<b>21</b>	<b>266</b>	<b>40</b>	<b>2</b>

#### INDIVIDUAL DEFENSE (press box stats)

**TITANS** – Leading Tackler: K. Bulluck 5-4-9. Sacks: D. Mitchell 1.0. Int.: S. Rolle 1. FF: None. FR: None.

**STEELERS** – Leading Tackler: L. Flowers 9-2-11, L. Foote 7-4-11. Sacks: K. Von Oelhoffen 1.0. Int.: D. Townsend 1, C. Scott 1. FF: C. Hampton 1. FR: L. Flowers 1, A. Smith 1.

## PLAYOFF GAME SUMMARIES

**AFC CHAMPIONSHIP GAME – 2002**  
**Oakland 41, Tennessee 24**  
 January 19, 2003 • Network Associates Stadium

The Raiders scored 14 unanswered points in the fourth quarter, closing out the Titans 41-24 to advance to Super Bowl XXXVII against Tampa Bay. Steve McNair's second rushing touchdown of the game pulled Tennessee within 27-24 at the end of the third quarter, but Rich Gannon scored on a 2-yard run and Zack Crockett added a 7-yard scoring run, ending a drive that consumed 6:29 on the clock late in the contest. The game's momentum changed before halftime when Oakland turned back-to-back fumbles by Tennessee into 10 points to close out the first half, taking a 24-17 lead at intermission. The Titans had scored 10 unanswered points to take their first lead of the game, 17-14, on McNair's 9-yard rushing touchdown. But a fumble by Robert Holcombe turned into a 1-yard touchdown pass from Gannon to Doug Jolley two plays later. Then John Simon fumbled the ensuing kickoff which Sebastian Janikowski turned into a 43-yard field goal as time expired at intermission.

Tennessee	.....	7	10	7	0	24
Oakland	.....	14	10	3	14	41

TEAM	SCORING PLAY	QTR-LEFT
Raiders	J. Porter 3 pass from R. Gannon (S. Janikowski kick)	1-10:59
Titans	D. Bennett 33 pass from S. McNair (J. Nedney kick)	1-5:59
Raiders	C. Garner 12 pass from R. Gannon (S. Janikowski kick)	1-2:47
Titans	J. Nedney 29 field goal	2-12:39
Titans	S. McNair 9 run (J. Nedney kick)	2-2:47
Raiders	S. Jolley 1 pass from R. Gannon (S. Janikowski kick)	2-1:00
Raiders	S. Janikowski 43 field goal	2-0:00
Raiders	S. Janikowski 32 field goal	3-4:29
Titans	S. McNair 13 run (C. Hentrich kick)	3-0:31
Raiders	R. Gannon 2 run (S. Janikowski kick)	4-11:27
Raiders	Z. Crockett 7 run (S. Janikowski kick)	4-3:25

**Missed FG:** None  
**Attendance:** 62,544

	Raiders	Titans
First downs	25	28
3rd-down conversion-att	4-9-44%	6-12-50%
4th-down conversion-att	0-0-0%	0-2-0%
Total yards	375	312
Rushing yards	89	138
Passing yards	286	174
Passes-comp.-Int.	41-29-0	36-21-0
Punts-avg.	3-40	3-32.0
Punt return yards	0-0	1-11
Kickoff return yards	5-143	7-131
Fumbles-lost	3-1	2-2
Penalties-yards	14-127	7-60
Field goals made-att	2-2	1-1
Time of possession	26:25	33:35

RUSHING									
TITANS	Att	Yds	Lg	TD	RAIDERS	Att	Yds	Lg	TD
E. George	15	67	17	0	R. Gannon	8	41	14	1
S. McNair	5	53	16	2	C. Garner	7	36	18	0
R. Holcombe	9	24	7	0	Z. Crockett	1	7	7	1
C. Hentrich	1	-6	-6	0	T. Wheatley	1	5	5	0
<b>TOTALS</b>	<b>30</b>	<b>138</b>	<b>17</b>	<b>2</b>	<b>TOTALS</b>	<b>17</b>	<b>89</b>	<b>18</b>	<b>2</b>

PASSING									
TITANS	Att	Cmp	Yds	TD-I	RAIDERS	Att	Cmp	Yds	TD-I
S. McNair	36	21	194	1-0	R. Gannon	41	29	286	3-0
<b>TOTALS</b>	<b>36</b>	<b>21</b>	<b>194</b>	<b>1-0</b>	<b>TOTALS</b>	<b>41</b>	<b>29</b>	<b>286</b>	<b>3-0</b>

RECEIVING									
TITANS	Rec	Yds	Lg	TD	RAIDERS	Rec	Yds	Lg	TD
D. Mason	5	41	14	0	T. Brown	9	73	14	0
R. Holcombe	5	25	9	0	C. Garner	7	55	17	1
F. Wycheck	4	41	18	0	J. Rice	5	79	29	0
D. Bennett	3	58	33	1	J. Porter	4	52	31	1
E. Kinney	2	15	14	0	D. Jolley	3	13	7	1
E. George	1	9	9	0	J. Ritchie	1	14	14	0
E. Berlin	1	5	5	0					
<b>TOTALS</b>	<b>21</b>	<b>194</b>	<b>33</b>	<b>1</b>	<b>TOTALS</b>	<b>29</b>	<b>286</b>	<b>31</b>	<b>3</b>

**INDIVIDUAL DEFENSE (press box stats)**

**TITANS** – Leading Tackler: D. Mitchell 7-1-8. Sacks: None. Int.: None. FF: T. Williams 1, K. Carter 1. FR: S. Rolle 1.

**RAIDERS** – Leading Tackler: E. Barton 7-1-8, C. Woodson 5-3-8. Sacks: N. Harris 1, J. Parrella 1. Int.: None. FF: E. Barton 1. FR: A. Dorsett 1.

**AFC WILD CARD PLAYOFF GAME – 2003**  
**Tennessee 20, Baltimore 17**  
 January 3, 2004 – M&T Bank Stadium

NFL career scoring leader Gary Anderson kicked a 46-yard field goal with 29 seconds left after a courageous effort by a limping Steve McNair, giving the Titans a 20-17 victory in the first-round AFC Wild Card playoff game. McNair, named the league's co-MVP just 24 hours before kickoff, engineered an eight-play, 35-yard drive to set up the winning kick, and Eddie George finished with 88 yards on 25 carries, despite playing with a dislocated shoulder in the second half. In the process, Tennessee snapped a five-game losing streak against the Ravens. The Titans held 2003 NFL rushing champion Jamal Lewis to a season-low 35 yards. The Titans got the better of Ravens linebacker Ray Lewis, the AP NFL Defensive Player of the Year. George ran repeatedly at him all game, dispelling any myth that Lewis owned the 1-on-1 battle. The Titans took a 14-10 lead in the third quarter when McNair threw a 49-yard touchdown pass to Justin McCareins. Tennessee took a 7-0 lead in the first quarter on Chris Brown's first career touchdown from six yards out. The Titans held Lewis to 12 yards rushing on seven carries in the first half and outgained Baltimore 108-15 in the first quarter.

Tennessee	.....	7	0	7	6	20
Baltimore	.....	7	3	0	7	17

TEAM	SCORING PLAY	QTR-LEFT
Titans	C. Brown 6 run (G. Anderson kick)	1-8:54
Ravens	W. Demps 56 interception return (M. Stover kick)	1-6:12
Ravens	M. Stover 43 field goal	2-1:55
Titans	J. McCareins 49 pass from S. McNair (G. Anderson kick)	3-7:59
Titans	G. Anderson 45 field goal	4-9:13
Ravens	T. Heap 35 pass from A. Wright (M. Stover kick)	4-4:30
Titans	G. Anderson 46 field goal	4-0:29

**Missed FG:** None  
**Attendance:** 69,452

	Ravens	Titans
First downs	12	16
3rd-down conversion-att	3-12-25%	6-15-40%
4th-down conversion-att	0-0-0%	0-0-0%
Total yards	255	324
Rushing yards	54	165
Passing yards	201	159
Passes-comp.-Int.	37-20-2	23-14-3
Punts-avg.	8-48.8	6-44.7
Punt return yards	2-2	6-70
Kickoff return yards	4-79	4-61
Fumbles-lost	1-0	0-0
Penalties-yards	8-70	6-55
Field goals made-att	1-1	2-2
Time of possession	24:52	35:08

RUSHING											
TITANS	Att	Yds	Lg	TD	RAVENS	Att	Yds	Lg	TD		
E. George	25	88	13	0	J. Lewis	14	35	8	0		
C. Brown	11	61	16	1	A. Wright	2	19	11	0		
S. McNair	4	16	9	0							
<b>TOTALS</b>	<b>40</b>	<b>165</b>	<b>16</b>	<b>1</b>	<b>TOTALS</b>	<b>16</b>	<b>54</b>	<b>11</b>	<b>0</b>		

PASSING											
TITANS	Att	Cmp	Yds	TD-I	RAVENS	Att	Cmp	Yds	TD-I		
S. McNair	23	14	159	1-3	A. Wright	37	20	214	1-2		
<b>TOTALS</b>	<b>23</b>	<b>12</b>	<b>159</b>	<b>1-3</b>	<b>TOTALS</b>	<b>37</b>	<b>20</b>	<b>214</b>	<b>1-2</b>		

RECEIVING											
TITANS	Rec	Yds	Lg	TD	RAVENS	Rec	Yds	Lg	TD		
D. Mason	3	28	12	0	T. Taylor	7	82	30	0		
J. McCareins	2	62	49	1	T. Heap	6	80	35	1		
F. Wycheck	2	17	14	0	C. Taylor	2	19	16	0		
E. Kinney	2	12	6	0	T. Jones	2	16	9	0		
E. George	2	9	6	0	J. Lewis	2	4	6	0		
D. Bennett	1	17	17	0	M. Robinson	1	13	13	0		
T. Calico	1	12	12	0							
C. Brown	1	2	2	0							
<b>TOTALS</b>	<b>14</b>	<b>159</b>	<b>49</b>	<b>1</b>	<b>TOTALS</b>	<b>20</b>	<b>214</b>	<b>35</b>	<b>1</b>		

**INDIVIDUAL DEFENSE (press box stats)**

**TITANS** – Leading Tackler: K. Bulluck 8-0-8. Sacks: A. Haynesworth 1.0, K. Carter 1. Int.: S. Rolle 1, A. Dyson 1. FF: None. FR: None.

**RAVENS** – Leading Tackler: R. Lewis 11-6-17. Sacks: None. Int.: W. Demps 1, C. McAlister 1, E. Reed 1. FF: None. FR: None.

# PLAYOFF GAME SUMMARIES

## AFC DIVISIONAL PLAYOFF GAME – 2003 New England 17, Tennessee 14 January 10, 2004 – Gillette Stadium

NFL co-MVP Steve McNair almost single-handedly took Tennessee downfield in the final minutes. But the man playing with a cracked bone spur in his left ankle saw his final pass fall in and out of the hands of Drew Bennett with 1:45 remaining in a 17-14 playoff loss to the eventual Super Bowl champion New England Patriots. The Titans (13-5) were trying to return to the AFC Championship for the third time in five seasons, and McNair nearly got them there. He tied the game with an 11-yard touchdown pass to Derrick Mason in the third quarter on a drive in which he was a perfect five of five for 59 yards. But the Titans came up just short on the final drive that included a pair of controversial calls against Tennessee. The game-time temperature at kickoff was four degrees with a wind-chill of minus 10. Winds were blowing at 10 mph. It marked the coldest game in both Patriots and Titans history. Rookie running back Chris Brown scored his second career touchdown – and second of the post-season – when he crossed the end zone from five yards out to tie the game at 7 in the first quarter.

Tennessee	7	0	7	0	14
New England	7	7	0	3	17

TEAM	SCORING PLAY	QTR-LEFT
Patriots	B. Johnson 41 pass from T. Brady (A. Vinatieri kick)	1-10:59
Titans	C. Brown 5 run (G. Anderson kick)	1-7:31
Patriots	A. Smith 1 run (A. Vinatieri kick)	2-13:46
Titans	D. Mason 11 pass from S. McNair (G. Anderson kick)	3-4:14
Patriots	A. Vinatieri 46 yd. field goal	4-4:06

**Missed FG:** G. Anderson 31B, A. Vinatieri 44WL  
**Attendance:** 68,436

	Patriots	Titans
First downs	18	16
3rd-down conversion-att	7-16-44%	7-13-54%
4th-down conversion-att	2-3-67%	0-1-0%
Total yards	297	284
Rushing yards	96	84
Passing yards	201	200
Passes-comp.-Int.	41-21-0	26-18-1
Punts-avg.	4-27.0	4-34.0
Punt return yards	1-9	0-0
Kickoff return yards	3-48	4-92
Fumbles-lost	1-1	0-0
Penalties-yards	2-14	9-55
Field goals made-att	1-2	0-1
Time of possession	28:02	31:58

RUSHING									
TITANS	Att	Yds	Lg	TD	PATRIOTS	Att	Yds	Lg	TD
E. George	16	48	9	0	A. Smith	16	69	17	1
C. Brown	7	35	13	1	K. Faulk	5	22	8	0
S. McNair	2	11	12	0	T. Brady	5	5	5	0
F. Wycheck	1	-10	-10	0	L. Centers	1	0	0	0
<b>TOTALS</b>	<b>26</b>	<b>84</b>	<b>13</b>	<b>1</b>	<b>TOTALS</b>	<b>27</b>	<b>96</b>	<b>17</b>	<b>1</b>

PASSING									
TITANS	Att	Cmp	Yds	TD-I	PATRIOTS	Att	Cmp	Yds	TD-I
S. McNair	26	18	210	1-1	T. Brady	41	21	201	1-0
<b>TOTALS</b>	<b>26</b>	<b>18</b>	<b>210</b>	<b>1-1</b>	<b>TOTALS</b>	<b>41</b>	<b>21</b>	<b>201</b>	<b>1-0</b>

RECEIVING									
TITANS	Rec	Yds	Lg	TD	PATRIOTS	Rec	Yds	Lg	TD
D. Mason	7	90	28	1	D. Givens	4	26	8	0
D. Bennett	3	48	24	0	C. Fauria	3	42	19	0
J. McCareins	2	21	11	0	K. Faulk	3	31	19	0
F. Wycheck	2	9	6	0	D. Branch	3	10	6	0
E. George	2	7	4	0	B. Johnson	2	55	41	1
T. Calico	1	30	30	0	T. Brown	2	11	7	0
E. Kinney	1	5	5	0	D. Ward	1	22	22	0
					L. Centers	1	4	4	0
					A. Smith	1	1	1	0
					D. Graham	1	-1	-1	0
<b>TOTALS</b>	<b>18</b>	<b>210</b>	<b>30</b>	<b>1</b>	<b>TOTALS</b>	<b>21</b>	<b>201</b>	<b>41</b>	<b>1</b>

### INDIVIDUAL DEFENSE (press box stats)

**TITANS** – Leading Tackler: P. Sirmon 9-3-12. Sacks: None. Int.: None. FF: K. Carter 1. FR: C. Hall 1.

**PATRIOTS** – Leading Tackler: T. Bruschi 5-4-9. Sacks: W. McGinest 2.0, M. Vrabel 1.0. Int.: R. Harrison 1. FF: None. FR: None.

## AFC WILD CARD – 2007 Chargers 17, Titans 6 January 6, 2008 – Qualcomm Stadium

A pair of Rob Bironas field goals and a defense that held San Diego to 94 first-half yards enabled the Titans to take a 6-0 halftime lead in their first playoff game in four years. But San Diego scored 17 unanswered points in the second half, exploding for 256 yards, in a 17-6 victory at Qualcomm Stadium. Running back LaDainian Tomlinson was held to 42 yards, but got to celebrate the first playoff victory in three tries in his brilliant career. The Titans bottled up Tomlinson, the two-time NFL rushing champion, and dared quarterback Philip Rivers to beat them. The second-year starter did just that, throwing a 25-yard touchdown pass to Vincent Jackson late in the third quarter that gave San Diego its first lead at 10-6. Tomlinson finally found the end zone midway through the fourth quarter on a fourth-down leap over the pile from inside the 1-yard line that survived a video replay. Tennessee's defense dominated in the first half, holding San Diego to just 10 total yards and without a first down in the first quarter.

Tennessee	3	3	0	0	6
San Diego	0	0	10	7	17

TEAM	SCORING PLAY	QTR-LEFT
Titans	R. Bironas 30 field goal	1- 9:37
Titans	R. Bironas 44 field goal	2- 0:00
Chargers	N. Kaeding 20 field goal	3- 9:41
Chargers	V. Jackson 25 pass from P. Rivers (N. Kaeding kick)	3- 2:35
Chargers	L. Tomlinson 1 run (N. Kaeding kick)	4- 8:45

**Missed FG:** Kaeding, SD (45WR); Bironas, Tenn. (38WL)  
**Attendance:** 65,640

	Titans	Chargers
First downs	15	17
3rd-down conversion-att	9-16-56%	8-15-53%
4th-down conversion-att	0-0-0%	1-1-100%
Total yards	248	350
Rushing yards	119	68
Passing yards	129	282
Passes-comp.-Int.	29-16-1	30-19-1
Sacked-yards	3-9	1-10
Punts-avg.	5-39.6	4-40.8
Punt return yards	2-15	2-12
Kickoff return yards	4-71	2-40
Fumbles-lost	1-1	1-0
Penalties-yards	6-38	5-53
Field goals made-att	2-3	1-2
Time of possession	27:41	32:19

RUSHING											
TITANS	Att	Yds	Lg	TD	CHARGERS	Att	Yds	Lg	TD		
L. White	19	69	13	0	L. Tomlinson	21	42	12	1		
A. Hall	3	14	11	0	M. Turner	9	28	11	0		
C. Brown	4	13	5	0	P. Rivers	2	-2	-1	0		
V. Young	2	12	9	0							
C. Davis	1	11	11	0							
C. Henry	1	0	0	0							
<b>TOTALS</b>	<b>30</b>	<b>119</b>	<b>13</b>	<b>0</b>	<b>TOTALS</b>	<b>32</b>	<b>68</b>	<b>12</b>	<b>1</b>		

PASSING											
TITANS	Att	Cmp	Yds	TD-I	CHARGERS	Att	Cmp	Yds	TD-I		
V. Young	29	16	138	0-1	P. Rivers	30	19	292	1-1		
<b>TOTALS</b>	<b>29</b>	<b>16</b>	<b>138</b>	<b>0-1</b>	<b>TOTALS</b>	<b>30</b>	<b>19</b>	<b>292</b>	<b>1-1</b>		

RECEIVING											
TITANS	Rec	Yds	Lg	TD	CHARGERS	Rec	Yds	Lg	TD		
B. Troupe	3	44	26	0	C. Chambers	6	121	39	0		
E. Moulds	3	18	10	0	V. Jackson	5	114	34	1		
B. Hartsock	3	16	6	0	L. Tomlinson	3	19	9	0		
B. Ealy	2	17	9	0	B. Manumaleuna	2	18	9	0		
C. Davis	2	11	7	0	A. Gates	2	15	16	0		
J. Gage	1	19	19	0	C. Davis	1	5	5	0		
A. Hall	1	16	16	0							
L. White	1	-3	-3	0							
<b>TOTALS</b>	<b>16</b>	<b>138</b>	<b>26</b>	<b>0</b>	<b>TOTALS</b>	<b>19</b>	<b>292</b>	<b>39</b>	<b>1</b>		

### INDIVIDUAL DEFENSE

(Opponents - press box stats; Titans - coaching stats)

**TITANS** – Leading Tackler: K. Bulluck 10-8-2. Sacks: C. Finnegan 1-10. Int.: C. Finnegan 1. FF: C. Finnegan 1. FR: None.

**CHARGERS** – Leading Tackler: S. Phillips 10-9-1. Sacks: S. Merriman 1-4, J. Ce-saire 1-3, L. Castillo 1-2. Int.: D. Florence 1. FF: S. Merriman 1. FR: S. Phillips 1.

# PLAYOFF GAME SUMMARIES

## AFC DIVISIONAL GAME - 2008 Titans 10, Ravens 13 Saturday, Jan. 10, 2009 • LP Field

Matt Stover connected on a 43-yard field goal with under a minute to play that proved to be the difference as the Ravens defeated the Titans 13-10 in a Divisional Round playoff game at LP Field. Despite being outgained 391-211 in total yards and gaining nine first downs to Tennessee's 21, Baltimore forced three turnovers, all as the Titans were driving inside the Ravens' 30-yard line. Receiver Justin Gage caught a career-high 10 balls for 135 yards, second in his career only to his 147-yard effort in Jacksonville earlier in the season. The Titans were held without a sack for the first time since Week 8. It marked only the third time all season that the Titans did not force a turnover. Defensively, Tennessee held a Baltimore rushing attack averaging four yards-per-carry to 50 yards on 30 carries. Chris Johnson rushed for 72 yards in the first quarter before leaving the game with an injured ankle.

Baltimore	7	0	0	6	13
Tennessee	7	0	0	3	10

TEAM	SCORING PLAY	QTR-LEFT
Titans	C. Johnson 8 run (R. Bironas kick)	1- 4:38
Ravens	D. Mason 48 pass from J. Flacco (M. Stover kick)	1- 1:20
Ravens	M. Stover 21 field goal	4-14:10
Titans	R. Bironas 27 field goal	4- 4:23
Ravens	M. Stover 43 field goal	4- 0:53

**Missed FG:** R. Bironas, Tenn. (51WL)  
**Attendance:** 69,143

	Ravens	Titans
First downs	9	21
3rd-down conversion-att	3-13-23%	4-14-29%
4th-down conversion-att	0-0-0%	0-2-0%
Total yards	211	391
Rushing yards	50	116
Passing yards	161	275
Passes-comp.-Int.	22-11-0	42-26-1
Sacked-yards	0-0	1-6
Punts-avg.	8-42.8	4-53.3
Punt return yards	1-29	3-8
Kickoff return yards	1-15	4-104
Fumbles-lost	0-0	5-2
Penalties-yards	8-40	12-89
Field goals made-att	2-2	1-2
Time of possession	25:53	34:07

RUSHING											
RAVENS	Att	Yds	Lg	TD	TITANS	Att	Yds	Lg	TD		
W. McGahee	12	32	11	0	C. Johnson	11	72	32	1		
L. McClain	12	12	8	0	L. White	15	45	12	0		
J. Flacco	5	5	3	0	K. Collins	1	0	0	0		
L. Neal	1	1	1	0	Q. Ganther	1	-1	-1	0		
<b>TOTALS</b>	<b>30</b>	<b>50</b>	<b>11</b>	<b>0</b>	<b>TOTALS</b>	<b>28</b>	<b>116</b>	<b>32</b>	<b>1</b>		

PASSING									
RAVENS	Att	Cmp	Yd	TD-I	TITANS	Att	Cmp	Yd	TD-I
J. Flacco	22	11	161	1-0	K. Collins	42	26	281	0-1
<b>TOTALS</b>	<b>22</b>	<b>11</b>	<b>161</b>	<b>1-0</b>	<b>TOTALS</b>	<b>42</b>	<b>26</b>	<b>281</b>	<b>0-1</b>

RECEIVING									
RAVENS	Rec	Yds	Lg	TD	TITANS	Rec	Yds	Lg	TD
D. Mason	5	78	48	1	J. Gage	10	135	24	0
M. Clayton	2	45	37	0	L. White	4	35	19	0
T. Heap	1	23	23	0	B. Scaife	4	23	14	0
L. Neal	1	7	7	0	J. McCareins	2	24	17	0
D. Wilcox	1	4	4	0	B. Jones	2	16	11	0
W. McGahee	1	4	4	0	A. Crumpler	2	9	7	0
					C. Johnson	1	28	28	0
					A. Hall	1	11	11	0
<b>TOTALS</b>	<b>11</b>	<b>161</b>	<b>48</b>	<b>1</b>	<b>TOTALS</b>	<b>26</b>	<b>281</b>	<b>28</b>	<b>0</b>

### INDIVIDUAL DEFENSE

(Titans - Coaching Stats; Opponents - Press Box Stats)

**TITANS** – Leading Tacklers: Bulluck 8-5-3. Sacks: None. Int.: None. FF: None. FR: None.

**RAVENS** – Leading Tacklers: R. Lewis 11-8-3, B. Scott 11-9-2. Sacks: T. Suggs 1. Int.: S. Rolle 1. FF: Johnson 1, Leonhard 1, Lewis 1. FR: Leonhard 1, Washington 1.



## PLAYOFF GAME SUMMARIES



### Titans 22, Chiefs 21

Wild Card • Saturday, Jan. 6, 2018 • 3:35 p.m. CT • Arrowhead Stadium



#### GAME RECAP

In Week 1 of the 2017 playoffs, the Titans traveled to Kansas City to face the Chiefs on Wild Card weekend. Tennessee scored 19 unanswered points in the second half and did not allow the Chiefs to score in the third or fourth quarter, as the Titans won by a score of 22-21 and advanced to the Divisional Round.

Both the Chiefs and Titans punted on their opening possessions. On Kansas City's second possession, Chiefs QB **Alex Smith** drove his offense down the field with help by a 45-yard reception from Chiefs WR **Tyreek Hill** and a 27-yard reception from Chiefs TE **Travis Kelce**. On second-and-one from the Tennessee one-yard line, Chiefs RB **Kareem Hunt** ran up the middle for a one-yard touchdown and a 7-0 Chiefs lead. On the following Kansas City possession, the Chiefs doubled their lead as Smith hit Kelce for a 13-yard touchdown to put Kansas City up, 14-0.

With the Titans offense driving in the second quarter, QB **Marcus Mariota** had the ball on the Kansas City 21-yard line. On second-and-10, he threw an interception to Chiefs CB **Marcus Peters** who returned the pick for 28 yards. However, the Tennessee defense came up big as Kansas City couldn't capitalize and was forced to punt. As the Titans regained possession, Mariota connected with TE **Delanie Walker** for a 22-yard reception and WR **Corey Davis** for an 11-yard catch. The Titans entered field goal range and got on the board with a 49-yard kick, 14-3 Chiefs. Kansas City took the field and strung together a 79-yard scoring drive that culminated in a 14-yard touchdown pass from Smith to Chiefs WR **Demarcus Robinson** with three seconds left to play in the second quarter. Kansas City took a 21-3 lead into halftime.

On the Titans' first drive of the second half, Mariota led the offense into the red zone after he rushed for two first downs and RB **Derrick Henry** contributed both a 29-yard receiving and 12-yard rushing first down. On third-and-six from the Kansas City six-yard line, Mariota's pass was deflected by Chiefs CB **Darrelle Revis**, but it bounced back into Mariota's hands and he ran it in for a touchdown. Mariota became the first quarterback to catch a touchdown pass in a playoff game since the 1970 AFC-NFC merger, and he also became the first quarterback in league history to complete a touchdown pass to himself in the playoffs. Tennessee narrowed the Chiefs lead, 21-10.

The Titans had the ball at the Kansas City 35-yard line to start the fourth quarter, and on the second play Henry ran up the middle for a 35-yard touchdown. Tennessee attempted a two-point conversion but failed as they edged closer, 21-16 Kansas City. After forcing the Chiefs to punt, Tennessee regained possession and tacked on another score as Mariota hit WR **Eric Decker** for a 22-yard touchdown. The two-point conversion failed as Tennessee took the lead, 22-21.

Kansas City couldn't string together a comeback as the Titans came back from the second-largest deficit by a road team in NFL playoff history to win their first postseason contest in 14 years.

#### SCORING

	1	2	3	4	Final
Tennessee	0	3	7	12	22
Kansas City	14	7	0	0	21

TEAM	SCORING PLAY	TIME
Chiefs	K.Hunt 1 yd. run (H.Butker kick)	1-7:37
Chiefs	T.Kelce 13 yd. pass from A.Smith (H.Butker kick)	1-2:15
Titans	R.Succop 49 yd. Field Goal	2-1:55
Chiefs	D.Robinson 14 yd. pass from A.Smith (H.Butker kick)	2-0:03
Titans	M.Mariota 6 yd. pass from M.Mariota (R.Succop kick)	3-6:31
Titans	D.Henry 35 yd. run (pass failed)	4-14:08
Titans	E.Decker 22 yd. pass from M.Mariota (pass failed)	4-6:06

Missed FGs: H. Butker 48LU

Attendance: 73,319

Time of Game: 3:14

Weather: 33° F, wind SE 10 mph

Referee: Jeff Triplette



TEAM STATISTICS

	Titans	Chiefs
TOTAL FIRST DOWNS	23	19
THIRD DOWN EFFICIENCY	8-13-62%	4-11-36%
FOURTH DOWN EFFICIENCY	0-0-0%	0-1-0%
TOTAL NET YARDS	397	325
Plays - Avg.	64-6.2	53-6.1
NET YARDS RUSHING	202	69
Rushes - Avg.	31-6.5	16-4.3
NET YARDS PASSING	195	256
Sacks - Yards Lost	2-10	4-8
PASS ATT-COMP-INT	31-19-1	33-24-0
PUNTS - Avg.	3-43.7	5-50.0
PUNT RETURNS - Yards	3-18	2-8
KICKOFF RETURNS - Yards	3-55	4-83
INTERCEPTIONS - Yards	0-0	1-28
PENALTIES Number and Yards	8-50	8-68
FUMBLES - Lost	2-1	0-0
TOUCHDOWNS	3	3
FIELD GOALS Made-Attempts	1-1	0-1
RED ZONE EFFICIENCY	1-2-50%	3-3-100%
GOAL TO GO EFFICIENCY	1-1-100%	1-1-100%
SAFETIES	0	0
GIVEAWAYS	2	0
TAKEAWAYS	0	2
TIME OF POSSESSION	32:28	27:32

#### TITANS STARTERS

OFFENSE		DEFENSE	
WR 18	R.Matthews	DE 94	A.Johnson
TE 82	D.Walker	DT 99	J.Casey
LT 77	T.Lewan	OLB 91	D.Morgan
LG 67	Q.Spain	ILB 59	W.Woodyard
C 60	B.Jones	ILB 54	A.Williamson
RG 64	J.Kline	OLB 98	B.Orakpo
RT 78	J.Conklin	CB 25	A.Jackson
TE 81	J.Smith	SS 37	J.Cyprien
WR 84	C.Davis	FS 31	K.Byard
QB 8	M.Mariota	CB 26	L.Ryan
RB 22	D.Henry	CB 33	T.Smith

#### CHIEFS STARTERS

OFFENSE		DEFENSE	
WR 10	T.Hill	LDE 95	C.Jones
LT 72	E.Fisher	NT 96	B.Logan
LG 70	B.Witzmann	RDE 97	A.Bailey
C 73	Z.Fulton	LOLB 50	J.Houston
RG 76	L.Duvernay-Tardiff	LILB 56	D.Johnson
RT 71	M.Schwartz	RILB 59	R.Ragland
TE 87	T.Kelce	ROLB 51	F.Zombo
WR 14	D.Robinson	LCB 22	M.Peters
WR 12	A.Wilson	RCB 20	S.Nelson
QB 11	A.Smith	S 38	R.Parker
RB 27	K.Hunt	S 49	D.Sorensen

#### TITANS INDIVIDUAL STATISTICS

Rushing	Att	Yds	Avg	Lg	TD
D.Henry	23	156	6.8	35	1
M.Mariota	8	46	5.8	17	0
<b>Total</b>	<b>31</b>	<b>202</b>	<b>6.5</b>	<b>35</b>	<b>1</b>

Passing	Att	Cmp	Yds	TD	Lg	IN	Rt
M. Mariota	31	19	205	2	29	1	88.8
<b>Total</b>	<b>31</b>	<b>19</b>	<b>205</b>	<b>2</b>	<b>29</b>	<b>1</b>	<b>88.8</b>

Receiving	No	Yds	Avg	Lg	TD
D.Walker	6	74	12.3	22	0
C.Davis	4	35	8.8	13	0
D.Henry	2	35	17.5	29	0
E.Decker	2	21	10.5	22	1
J.Smith	2	15	7.5	10	0
R.Matthews	1	15	15.0	15	0
M.Mariota	1	6	6.0	6	1
T.Taylor	1	4	4.0	4	0
<b>Total</b>	<b>19</b>	<b>205</b>	<b>10.8</b>	<b>29</b>	<b>2</b>

Interceptions	No	Yds	Avg	Lg	TD
<b>Total</b>	<b>0</b>	<b>0</b>	<b>-</b>	<b>-</b>	<b>0</b>

#### Leading Tacklers (Coaching Totals)

J. Casey 8-4-4; W. Woodyard 8-4-4; D. Morgan 7-5-2

Sacks: B. Orakpo 1.5; D. Morgan 1; S. Williams 1; W. Woodyard 0.5 FF: None FR: None

#### CHIEFS INDIVIDUAL STATISTICS

Rushing	Att	Yds	Avg	Lg	TD
K.Hunt	11	42	3.8	16	1
T.Hill	1	14	14.0	14	0
A.Smith	4	13	3.3	11	0
<b>Total</b>	<b>16</b>	<b>69</b>	<b>4.3</b>	<b>16</b>	<b>1</b>

Passing	Att	Cmp	Yds	TD	Lg	IN	Rt
A. Smith	33	24	264	2	45	0	0116.2
<b>Total</b>	<b>33</b>	<b>24</b>	<b>264</b>	<b>2</b>	<b>45</b>	<b>0</b>	<b>0116.2</b>

Receiving	No	Yds	Avg	Lg	TD
T.Hill	7	87	12.4	45	0
T.Kelce	4	66	16.5	27	1
D.Robinson	4	57	14.3	15	1
K.Hunt	3	5	1.7	7	0
A.Wilson	2	26	13.0	18	0
D.Harris	2	22	11.0	13	0
C.West	2	1	0.5	3	0
<b>Total</b>	<b>24</b>	<b>264</b>	<b>11.0</b>	<b>45</b>	<b>2</b>

Interceptions	No	Yds	Avg	Lg	TD
M. Peters	1	28	28.0	28	0
<b>Total</b>	<b>1</b>	<b>28</b>	<b>28.0</b>	<b>28</b>	<b>0</b>

#### Leading Tacklers (Press Box Totals)

R. Ragland 9-5-4; D. Johnson 8-6-2; F. Zombo 7-3-4

Sacks: J. Houston 1; D. Johnson 1 FF: K. Pierre-Louis 1 FR: None

# PLAYOFF GAME SUMMARIES



## Titans 14, Patriots 35

Divisional Round • Saturday, Jan. 13, 2018 • 8:15 p.m. ET • Gillette Stadium



### GAME RECAP

In the AFC Divisional Playoff round of the 2017 season, the Titans traveled to New England to face the Patriots and were eliminated from postseason contention with a 35-14 loss.

The Titans defense forced New England to punt on both of the Patriots' first quarter possessions. On Tennessee's second possession of the game, the Titans drove efficiently down the field and constructed a 95-yard scoring drive. QB **Marcus Mariota** scrambled for two first downs, and connected with both TE **Delanie Walker** for a 36-yard pass and WR **Rishard Matthews** for an eight-yard third-down conversion pass. The drive resulted in Mariota hitting WR **Corey Davis** for a 15-yard touchdown as the Titans took an early 7-0 Titans lead.

In the second quarter, New England responded with three consecutive touchdown drives. Patriots RB **James White** scored on back-to-back possessions, first on a five-yard touchdown pass from Patriots QB **Tom Brady**, and on the ensuing drive, White rushed into the endzone for a six-yard touchdown. The Patriots got ahead, 14-7. On New England's third possession of the second quarter, Brady led the Patriots on a 91-yard scoring drive that resulted in a four-yard touchdown pass to Patriots WR **Chris Hogan**. New England took a 21-7 lead heading into halftime.

In the third quarter, Patriots RB **Brandon Bolden** rushed in a two-yard touchdown as New England increased its lead, 28-7.

On the Patriots opening drive of the fourth quarter, Brady engineered a 90-yard drive that resulted in a four-yard touchdown pass to Patriots TE **Rob Gronkowski**. New England widened its lead, 35-7. Later in the fourth quarter, Tennessee put up its second score on a 16-play drive. Mariota connected with WR **Eric Decker** for two first downs and Matthews for one first down, before linking with Davis again for an 11-yard touchdown pass. The Titans doubled their points with Davis' second score of the game, 35-14 New England.

The Titans ultimately couldn't construct a comeback and were knocked out of post-season contention with a final score of 35-14.

### SCORING

	1	2	3	4	Final
Tennessee	7	0	0	7	14
New England	0	21	7	7	35

TEAM	SCORING PLAY	TIME
Titans	C.Davis 15 yd. pass from M.Mariota (R.Succop kick)	1-1:14
Patriots	J.White 5 yd. pass from T.Brady (S.Gostkowski kick)	2-13:18
Patriots	J.White 6 yd. run (S.Gostkowski kick)	2-9:20
Patriots	C.Hogan 4 yd. pass from T.Brady (S.Gostkowski kick)	2-1:52
Patriots	B.Bolden 2 yd. run (S.Gostkowski kick)	3-4:02
Patriots	R.Gronkowski 4 yd. pass from T.Brady (S.Gostkowski kick)	4-10:22
Titans	C.Davis 11 yd. pass from M.Mariota (R.Succop kick)	4-1:55

Missed FGs: S. Gostkowski 53W/L

Attendance: 65,878

Time of Game: 3:25

Weather: 24° F, wind NW 12 mph

Referee: Ronald Torbert



TEAM STATISTICS

	Titans	Patriots
TOTAL FIRST DOWNS	15	31
THIRD DOWN EFFICIENCY	5-15-33%	11-17-65%
FOURTH DOWN EFFICIENCY	2-3-67%	0-0-0%
TOTAL NET YARDS	267	438
Plays - Avg.	61-4.4	80-5.5
NET YARDS RUSHING	65	101
Rushes - Avg.	16-4.1	27-3.7
NET YARDS PASSING	202	337
Sacks - Yards Lost	8-52	0-0
PASS ATT-COMP-INT	37-22-0	53-35-0
PUNTS - Avg.	7-45.1	4-42.3
PUNT RETURNS - Yards	1-0	3-27
KICKOFF RETURNS - Yards	4-83	1-27
INTERCEPTIONS - Yards	0-0	0-0
PENALTIES Number and Yards	10-62	4-37
FUMBLES - Lost	0-0	0-0
TOUCHDOWNS	2	5
FIELD GOALS Made-Attempts	0-0	0-1
RED ZONE EFFICIENCY	2-2-100%	5-5-100%
GOAL TO GO EFFICIENCY	0-0-0%	5-5-100%
SAFETIES	0	0
GIVEAWAYS	0	0
TAKEAWAYS	0	0
TIME OF POSSESSION	27:04	32:56

### TITANS STARTERS

OFFENSE		DEFENSE	
WR 18	R.Matthews	DT 96	S.Williams
TE 82	D.Walker	DT 99	J.Casey
LT 77	T.Lewan	OLB 91	D.Morgan
LG 67	Q.Spain	ILB 59	W.Woodyard
C 60	B.Jones	ILB 54	A.Williamson
RG 64	J.Kline	OLB 98	B.Orakpo
RT 78	J.Conklin	CB 25	A.Jackson
WR 84	C.Davis	SS 33	T.Smith
WR 87	E.Decker	CB 26	L.Ryan
QB 8	M.Mariota	FS 31	K.Byard
RB 22	D.Henry	S 37	J.Cyprien

### PATRIOTS STARTERS

OFFENSE		DEFENSE	
WR 14	B.Cooks	LE 55	E.Lee
LT 77	N.Solder	DT 93	L.Guy
LG 62	J.Thuney	DT 90	M.Brown
C 60	D.Andrews	RE 98	T.Flowers
RG 69	S.Mason	LB 53	K.Van Noy
RT 68	L.Waddle	LB 52	E.Roberts
TE 87	R.Gronkowski	RCB 24	S.Gilmore
WR 15	C.Hogan	LCB 21	M.Butler
QB 12	T.Brady	DB 25	E.Rowe
RB 33	D.Lewis	S 32	D.McCourty
WR 80	D.Amendola	S 23	P.Chung

### TITANS INDIVIDUAL STATISTICS

Rushing	Att	Yds	Avg	Lg	TD
M.Mariota	4	37	9.3	11	0
D.Henry	12	28	2.3	4	0
<b>Total</b>	<b>16</b>	<b>65</b>	<b>4.1</b>	<b>11</b>	<b>0</b>

Passing	Att	Cmp	Yds	TD	Lg	IN	Rt
M. Mariota	37	22	254	2	36	0	98.3
<b>Total</b>	<b>37</b>	<b>22</b>	<b>254</b>	<b>2</b>	<b>36</b>	<b>0</b>	<b>98.3</b>

Receiving	No	Yds	Avg	Lg	TD
E.Decker	6	85	14.2	22	0
C.Davis	5	63	12.6	17	2
D.Walker	3	49	16.3	36	0
R.Matthews	3	27	9.0	12	0
D.Henry	3	21	7.0	14	0
T.Taylor	1	5	5.0	5	0
J.Smith	1	4	4.0	4	0
<b>Total</b>	<b>22</b>	<b>254</b>	<b>11.5</b>	<b>36</b>	<b>2</b>

Interceptions	No	Yds	Avg	Lg	TD
<b>Total</b>	<b>0</b>	<b>0</b>	<b>-</b>	<b>-</b>	<b>0</b>

Leading Tacklers (Coaching Totals)  
L. Ryan 11-9-2; K. Byard 10-9-1; J. Casey 6-5-1

Sacks: None FF: None FR: None

### PATRIOTS INDIVIDUAL STATISTICS

Rushing	Att	Yds	Avg	Lg	TD
D.Lewis	15	62	4.1	10	0
B.Bolden	4	27	6.8	20	1
J.White	4	11	2.8	6	1
T.Brady	1	2	2.0	2	0
B.Hoyer	3	-1	-0.3	0	0
<b>Total</b>	<b>27</b>	<b>101</b>	<b>3.7</b>	<b>20</b>	<b>2</b>

Passing	Att	Cmp	Yds	TD	Lg	IN	Rt
T. Brady	53	35	337	3	31	0	102.5
<b>Total</b>	<b>53</b>	<b>35</b>	<b>337</b>	<b>3</b>	<b>31</b>	<b>0</b>	<b>102.5</b>

Receiving	No	Yds	Avg	Lg	TD
D.Amendola	11	112	10.2	25	0
D.Lewis	9	79	8.8	31	0
R.Gronkowski	6	81	13.5	27	1
J.White	4	29	7.3	14	1
B.Cooks	3	32	10.7	13	0
C.Hogan	1	4	4.0	4	1
J.Hollister	1	0	0.0	0	0
<b>Total</b>	<b>35</b>	<b>337</b>	<b>9.6</b>	<b>31</b>	<b>3</b>

Interceptions  
**Total** 0 0 - - 0

Leading Tacklers (Press Box Totals)  
E. Rowe 5-4-1; M. Flowers 4-4-0; M. Butler 4-4-0

Sacks: G. Grissom 2; D. Wise 2; A. Butler 1; R. Jean Francois 1; M. Flowers 1; T. Flowers 1 FF: None FR: None

## PLAYOFF GAME SUMMARIES

### Wild Card Weekend: Titans 20, Patriots 13 Saturday, Jan. 4, 2020 • 8:25 p.m. ET • Gillette Stadium

#### GAME RECAP

During the 2019 playoffs on Wild Card Weekend, the Titans traveled to New England and defeated the defending Super Bowl champion Patriots by a score of 20-13. RB **Derrick Henry** set the franchise's single-game postseason record with 182 rushing yards and one touchdown on 34 carries, while the defense shut out the Patriots in the second half.

New England got on the board on their opening possession as Patriots QB **Tom Brady** led his team on an eight-play, 57-yard scoring drive that included a 21-yard pass to Patriots TE **Ben Watson** and a 29-yard catch by Patriots RB **James White**. The drive culminated in a 36-yard field goal and an early 3-0 lead. The Titans responded on their own opening possession with a scoring drive to take the lead. QB **Ryan Tannehill** engineered a 12-play, 75-yard drive that featured a combined 49 rushing yards by Henry before Tannehill connected with TE **Anthony Firkser** for a 12-yard touchdown and a 7-3 lead.

On the ensuing New England possession, the Patriots came back with a 10-play scoring drive. Patriots RB **Sony Michel** contributed a 25-yard rush and White added a 14-yard gain to help move the chains, before Patriots WR **Julian Edelman** collected a five-yard touchdown on a jet sweep. New England went ahead, 10-7.

Later in the second quarter with New England in the red zone, the Titans defense orchestrated an impressive goal line stop to force the Patriots to settle for a field goal. On New England's first down at the Tennessee one-yard line, Michel was stopped for a loss of one by LB **Rashaan Evans**. Next, Patriots RB **Rex Burkhead** was halted after a gain of one on second down, and on third down, Michel was pushed back for a loss of two yards again by Evans. New England was forced to kick a 21-yard field goal to extend the lead, 13-7. On the following Tennessee possession, the Titans retook the lead on a seven-play scoring drive. Henry accounted for all 75 yards on the drive that culminated in Henry's one-yard rushing score and a 14-13 Titans lead heading into halftime.

In the fourth quarter, with the Titans still leading by one point, New England took possession of the ball at their own one-yard line. With 15 seconds remaining, Brady dropped back to pass but the ball was intercepted by CB **Logan Ryan** and returned for a nine-yard touchdown to seal a Titans victory. Tennessee advanced to the divisional round with a 20-13 win at New England.

#### SCORING

	1	2	3	4	Final
<b>Tennessee</b>	7	7	0	6	20
<b>New England</b>	3	10	0	0	13

TEAM	SCORING PLAY	TIME
Patriots	N.Folk 36 yd. Field Goal	1-12:37
Titans	A.Firkser 12 yd. pass from R.Tannehill (G.Joseph kick)	1-5:39
Patriots	J.Edelman 5 yd. run (N.Folk kick)	2-14:57
Patriots	N.Folk 21 yd. Field Goal	2-2:16
Titans	D.Henry 1 yd. run (G.Joseph kick)	2-0:35
Titans	L.Ryan 9 yd. interception return (run failed)	4-0:09

**Missed FGs:** None

**Attendance:** 65,878

**Time of Game:** 2:57

**Weather:** Foggy, 44° F, wind N 4 mph

**Referee:** John Hussey



**TEAM STATISTICS**

	Titans	Patriots
TOTAL FIRST DOWNS	19	18
THIRD DOWN EFFICIENCY	6-12-50%	5-13-38%
FOURTH DOWN EFFICIENCY	0-0-0%	0-1-0%
TOTAL NET YARDS	272	307
Plays - Avg.	57-4.8	59-5.2
NET YARDS RUSHING	201	98
Rushes - Avg.	40-5.0	22-4.5
NET YARDS PASSING	71	209
Sacks - Yards Lost	1-5	0-0
PASS ATT-COMP-INT	16-9-1	37-20-1
PUNTS - Avg.	6-45.8	5-46.0
Net Punting Average	42.0	38.0
PUNT RETURNS - Yards	0-0	1-23
KICKOFF RETURNS - Yards	2-40	1-10
INTERCEPTIONS - Yards	1-9	1-0
PENALTIES Number and Yards	5-25	3-28
FUMBLES - Lost	2-0	2-1
TOUCHDOWNS	3	1
EXTRA POINTS Made-Attempts	2-3	1-1
RED ZONE EFFICIENCY	2-2-100%	1-3-33%
GOAL TO GO EFFICIENCY	1-1-100%	1-2-50%
SAFETIES	0	0
GIVEAWAYS	1	2
TAKEAWAYS	2	1
TIME OF POSSESSION	31:09	28:51

#### TITANS STARTERS

OFFENSE			DEFENSE		
WR 84	C.Davis	CB 35	T.Brock	NT 90	D.Jones
TE 81	J.Smith	DT 99	J.Casey	OLB 44	K.Correa
LT 77	T.Lewan	ILB 54	R.Evans	ILB 55	J.Brown
LG 76	R.Saffold	OLB 58	H.Landry	CB 26	L.Ryan
C 60	B.Jones	SS 24	K.Vaccaro	FS 31	K.Byard
RG 64	N.Davis	CB 25	A.Jackson	RB 22	D.Henry
RT 78	J.Conklin				
WR 11	A.Brown				
FB 41	K.Blasingame				
QB 17	R.Tannehill				
RB 22	D.Henry				

#### PATRIOTS STARTERS

OFFENSE			DEFENSE		
WR 13	P.Dorsett II	DT 93	L.Guy	DT 71	D.Shelton
LT 76	I.Wynn	RE 55	J.Simon	DL 91	D.Wise Jr.
LG 62	J.Thuney	LB 54	D.Hightower	LB 53	K.Van Noy
C 75	T.Karras	LB 52	E.Roberts	LB 24	S.Gilmore
RG 69	S.Mason	LCB 27	J.Jackson	S 23	P.Chung
RT 61	M.Cannon	S 32	D.McCourty		
WR 14	M.Sanu Sr.				
WR 11	J.Edelman				
QB 12	T.Brady				
RB 28	J.White				
WR 15	N.Harry				

#### TITANS INDIVIDUAL STATISTICS

Rushing	Att	Yds	Avg	Lg	TD
D.Henry	34	182	5.4	29	1
R.Tannehill	4	11	2.8	5	0
D.Lewis	2	8	4.0	6	0
<b>Total</b>	<b>40</b>	<b>201</b>	<b>5.0</b>	<b>29</b>	<b>1</b>

Passing	Att	Cmp	Yds	TD	Lg	IN	Rt
R.Tannehill	15	8	72	1	22	1	61.0
M.Mariota	1	1	4	0	4	0	83.3
<b>Total</b>	<b>16</b>	<b>9</b>	<b>76</b>	<b>1</b>	<b>22</b>	<b>1</b>	<b>63.5</b>

Receiving	No	Yds	Avg	Lg	TD
A.Firkser	2	23	11.5	12	1
M.Pruitt	2	4	2.0	4	0
D.Henry	1	22	22.0	22	0
J.Smith	1	9	9.0	9	0
D.Lewis	1	8	8.0	8	0
T.Sharpe	1	6	6.0	6	0
A.Brown	1	4	4.0	4	0
<b>Total</b>	<b>9</b>	<b>76</b>	<b>8.4</b>	<b>22</b>	<b>1</b>

Interceptions	No	Yds	Avg	Lg	TD
L. Ryan	1	9	9.0	9	1
<b>Total</b>	<b>1</b>	<b>9</b>	<b>9.0</b>	<b>9</b>	<b>1</b>

**Leading Tacklers (Coaching Totals)**  
R. Evans 12-8-4; L. Ryan 8-4-4; K. Vaccaro 7-3-4

**Sacks:** None  
**FF:** None **FR:** None

#### PATRIOTS INDIVIDUAL STATISTICS

Rushing	Att	Yds	Avg	Lg	TD
S.Michel	14	61	4.4	25	0
J.White	1	14	14.0	14	0
J.Edelman	2	12	6.0	7	1
N.Harry	1	7	7.0	7	0
R.Burkhead	3	4	1.3	4	0
E.Roberts	1	0	0.0	0	0
<b>Total</b>	<b>22</b>	<b>98</b>	<b>4.5</b>	<b>25</b>	<b>1</b>

Passing	Att	Cmp	Yds	TD	Lg	IN	Rt
T.Brady	37	20	209	0	29	1	59.4
<b>Total</b>	<b>37</b>	<b>20</b>	<b>209</b>	<b>0</b>	<b>29</b>	<b>1</b>	<b>59.4</b>

Receiving	No	Yds	Avg	Lg	TD
J.White	5	62	12.4	29	0
B.Watson	3	38	12.7	21	0
R.Burkhead	3	32	10.7	12	0
J.Edelman	3	30	10.0	20	0
N.Harry	2	21	10.5	14	0
S.Michel	2	9	4.5	7	0
M.Sanu Sr.	1	11	11.0	11	0
P.Dorsett II	1	6	6.0	6	0
<b>Total</b>	<b>20</b>	<b>209</b>	<b>10.5</b>	<b>29</b>	<b>0</b>

**Interceptions**  
D. Harmon 1 0 0.0 0 0  
**Total** 1 0 0.0 0 0

**Leading Tacklers (Press Box Totals)**  
D. Hightower 9-8-1; D. Shelton 7-5-2.

**Sacks:** K. Van Noy 1  
**FF:** K. Van Noy 1 **FR:** None

# PLAYOFF GAME SUMMARIES

## Divisional Round: Titans 28, Ravens 12 Saturday, Jan. 11, 2020 • 8:15 p.m. ET • M&T Bank Stadium



### GAME RECAP

In the Divisional Round of the 2019 playoffs, the Titans traveled to Baltimore to face the top-seeded Ravens and won by a score of 28-12. The Titans' 217 rushing yards set a new franchise postseason mark, and the Tennessee defense notched four fourth-down stops and three takeaways.

Tennessee got on the board in the first quarter and never surrendered the lead. On the Ravens' opening possession, Baltimore posted its first turnover of the day as Ravens QB Lamar Jackson threw an interception to S Kevin Byard who returned the ball 31 yards. The Titans took over at the Baltimore 35-yard line. The offense capitalized with an eight-play scoring drive that was capped by a 12-yard touchdown pass from QB Ryan Tannehill to TE Jonnu Smith, and a 7-0 lead.

On the following possession, the Titans defense halted Jackson for no gain on fourth-and-one at Baltimore's 45-yard line. Tennessee's offense took the field, and Tannehill quickly tossed a 45-yard touchdown to WR Kalif Raymond. Tennessee took a 14-0 lead on an eight-second scoring drive.

In the second quarter, Baltimore got on the board as the Ravens added a pair of field goals. Ravens K Justin Tucker converted 49 and 22-yard attempts to make it a 14-6 game heading into halftime.

Baltimore opened the second half with possession of the ball. Facing a fourth-and-one in the red zone, Jackson was again stopped for no gain as the Titans defense stood their ground. Tennessee gained possession of the ball and put together an 81-yard scoring drive with help from a 66-yard rush by RB Derrick Henry. At the Baltimore three-yard line, Henry took a direct snap and threw a jump pass-style three-yard touchdown to WR Corey Davis for a 21-6 lead. On the first play of the following Ravens possession, Jackson was strip sacked by DT Jurrell Casey and the ball was recovered by DL Jeffery Simmons at the Baltimore 20-yard line. Henry accounted for 10 yards on the ground, and WR A.J. Brown caught a nine-yard pass, before Tannehill scrambled into the end zone on a one-yard touchdown rush. Tennessee increased the lead, 28-6.

In the fourth quarter, Baltimore tacked on a touchdown with a 10-play, 88-yard scoring drive. Jackson contributed a 27-yard rush to move the chains before connecting with Ravens

TE Hayden Hurst for a 15-yard touchdown. Baltimore's two-point conversion attempt failed, keeping the score at 28-12. The Titans preserved the lead and earned their first AFC Championship appearance since the 2002 playoffs.

### SCORING

	1	2	3	4	Final
Tennessee	7	7	14	0	28
Baltimore	0	6	0	6	12

TEAM	SCORING PLAY	TIME
Titans	J.Smith 12 yd. pass from R.Tannehill (G.Joseph kick)	1-3:36
Titans	K.Raymond 45 yd. pass from R.Tannehill (G.Joseph kick)	2-14:45
Ravens	J.Tucker 49 yd. Field Goal	2-5:52
Ravens	J.Tucker 22 yd. Field Goal	2-0:00
Titans	C.Davis 3 yd. pass from D.Henry (G.Joseph kick)	3-6:54
Titans	R.Tannehill 1 yd. run (G.Joseph kick)	3-4:16
Ravens	H.Hurst 15 yd. pass from L.Jackson (pass failed)	4-11:04

Missed FGs: None

Attendance: 71,254

Time of Game: 3:13

Weather: Cloudy, 69° F, wind S 12 mph

Referee: Bill Vinovich



### TEAM STATISTICS

	Titans	Ravens
TOTAL FIRST DOWNS	15	29
THIRD DOWN EFFICIENCY	7-13-54%	11-18-61%
FOURTH DOWN EFFICIENCY	0-0-0%	0-4-0%
TOTAL NET YARDS	300	530
Plays - Avg.	53-5.7	92-5.8
NET YARDS RUSHING	217	185
Rushes - Avg.	37-5.9	29-6.4
NET YARDS PASSING	83	345
Sacks - Yards Lost	1-8	4-20
PASS ATT-COMP-INT	15-8-0	59-31-2
PUNTS - Avg.	6-52.5	1-44.0
Net Punting Average	39.2	44.0
PUNT RETURNS - Yards	0-0	0-0
KICKOFF RETURNS - Yards	2-27	3-71
INTERCEPTIONS - Yards	2-34	0-0
PENALTIES Number and Yards	5-20	7-56
FUMBLES - Lost	0-0	1-1
TOUCHDOWNS	4	1
EXTRA POINTS Made-Attempts	4-4	0-1
RED ZONE EFFICIENCY	3-3-100%	1-4-25%
GOAL TO GO EFFICIENCY	3-3-100%	0-1-0%
SAFETIES	0	0
GIVEAWAYS	0	3
TAKEAWAYS	3	0
TIME OF POSSESSION	27:54	32:06

### TITANS STARTERS

OFFENSE		DEFENSE	
WR 84	C.Davis	NT 90	D.Jones
TE 81	J.Smith	DT 99	J.Casey
LT 77	T.Lewan	OLB 44	K.Correa
LG 76	R.Saffold	ILB 54	R.Evans
C 60	B.Jones	ILB 51	D.Long
RG 64	N.Davis	OLB 58	H.Landry
RT 78	J.Conklin	CB 26	L.Ryan
TE 85	M.Pruitt	CB 35	T.Brock
WR 11	A.Brown	SS 24	K.Vaccaro
QB 17	R.Tannehill	FS 31	K.Byard
RB 22	D.Henry	CB 25	A.Jackson

### RAVENS STARTERS

OFFENSE		DEFENSE	
WR 15	M.Brown	DT 98	B.Williams
WR 83	W.Snead IV	NT 97	M.Pierce
LT 79	R.Stanley	DE 93	C.Wormley
LG 77	B.Bozeman	RUSH45	J.Ferguson
OC 65	P.Mekari	WLB 58	L.Fort
RG 73	M.Yanda	SAM 99	M.Judon
RT 78	O.Brown Jr.	LCB 44	M.Humphrey
TE 81	H.Hurst	RCB 24	M.Peters
TE 86	N.Boyle	DB 36	C.Clark
QB 8	L.Jackson	SS 29	E.Thomas III
RB 21	M.Ingram II	FS 39	B.Carr

### TITANS INDIVIDUAL STATISTICS

Rushing	Att	Yds	Avg	Lg	TD
D.Henry	30	195	6.5	66	0
R.Tannehill	6	13	2.2	9	1
A.Brown	1	9	9.0	9	0
<b>Total</b>	<b>37</b>	<b>217</b>	<b>5.9</b>	<b>66</b>	<b>1</b>

Passing	Att	Cmp	Yds	TD	Lg	IN	Rt
R.Tannehill	14	7	88	2	45	0	109.5
D.Henry	1	1	3	1	3	0	0118.8
<b>Total</b>	<b>15</b>	<b>8</b>	<b>91</b>	<b>3</b>	<b>45</b>	<b>0</b>	<b>0111.4</b>

Receiving	No	Yds	Avg	Lg	TD
J.Smith	2	12	6.0	12	1
D.Henry	2	7	3.5	8	0
K.Raymond	1	45	45.0	45	1
M.Pruitt	1	15	15.0	15	0
A.Brown	1	9	9.0	9	0
C.Davis	1	3	3.0	3	1
<b>Total</b>	<b>8</b>	<b>91</b>	<b>11.4</b>	<b>45</b>	<b>3</b>

Interceptions	No	Yds	Avg	Lg	TD
K.Byard	1	31	31.0	31	0
K.Vaccaro	1	3	3.0	3	0
<b>Total</b>	<b>2</b>	<b>34</b>	<b>17.0</b>	<b>31</b>	<b>0</b>

### Leading Tacklers (Coaching Totals)

L. Ryan 13-11-2; K. Byard 11-8-3; R. Evans 9-8-1

Sacks: J. Casey 2; K. Correa 1; H. Landry 1

FF: J. Casey 1 FR: J. Simmons 1

### RAVENS INDIVIDUAL STATISTICS

Rushing	Att	Yds	Avg	Lg	TD
L.Jackson	20	143	7.2	30	0
M.Ingram II	6	22	3.7	7	0
G.Edwards	3	20	6.7	19	0
<b>Total</b>	<b>29</b>	<b>185</b>	<b>6.4</b>	<b>30</b>	<b>0</b>

Passing	Att	Cmp	Yds	TD	Lg	IN	Rt
L.Jackson	59	31	365	1	38	2	63.2
<b>Total</b>	<b>59</b>	<b>31</b>	<b>365</b>	<b>1</b>	<b>38</b>	<b>2</b>	<b>63.2</b>

Receiving	No	Yds	Avg	Lg	TD
M.Brown	7	126	18.0	38	0
W.Snead IV	6	56	9.3	26	0
H.Hurst	4	53	13.3	18	1
M.Andrews	4	39	9.8	16	0
J.Hill	4	26	6.5	14	0
M.Boykin	3	26	8.7	13	0
S.Roberts	2	30	15.0	26	0
M.Ingram II	1	9	9.0	9	0
<b>Total</b>	<b>31</b>	<b>365</b>	<b>11.8</b>	<b>38</b>	<b>1</b>

Interceptions	No	Yds	Avg	Lg	TD
None					

### Leading Tacklers (Press Box Totals)

E. Thomas III 7-6-1; B. Williams 6-6-0; P. Onwuasor 5-4-1

Sacks: E. Thomas III 1

FF: None FR: None

# PLAYOFF GAME SUMMARIES



## AFC Championship: Titans 24, Chiefs 35 Sunday, Jan. 19, 2020 • 2:05 p.m. CT • Arrowhead Stadium



### GAME RECAP

The Titans traveled to Kansas City to face the Chiefs for the AFC Championship Game and lost by a score of 35-24.

In the first quarter, Tennessee put together consecutive scoring drives to take a 10-0 lead. First, QB **Ryan Tannehill** led the offense on an eight-play, 58-yard possession with WR **A.J. Brown** contributing a 37-yard catch. K **Greg Joseph** converted a 30-yard field goal attempt as Tennessee went up, 3-0. After forcing Kansas City to punt on the Chiefs' opening possession, Tennessee added another 58-yard scoring drive with help from a 22-yard reception from TE **Jonnu Smith**. At the Kansas City four-yard line, RB **Derrick Henry** took the direct snap and ran into the end zone for a four-yard score and a 10-0 Titans lead.

Kansas City got on the board in the first quarter. Chiefs QB **Patrick Mahomes** led his team on a 10-play, 74-yard scoring drive that culminated in an eight-yard touchdown pass to Chiefs WR **Tyreek Hill** as Kansas City cut the lead, 10-7. On the following possession, the Titans put together a scoring drive that consumed more than nine minutes, the longest scoring drive for the club since the 2000 postseason. WRs **Corey Davis**, **Adam Humphries** and **Brown** all contributed first down catches, and Henry accounted for 37 yards on the ground, before Tannehill tossed a one-yard touchdown to extra tackle **Dennis Kelly**. The Titans extended the lead, 17-7.

The Chiefs added two touchdowns in the second quarter to take the lead. First, Mahomes connected with Hill for a 20-yard score to make it 17-14. Then, Mahomes scrambled into the end zone on a 27-yard run down the left sideline as Kansas City took a 21-17 lead into the half.

In the fourth quarter, Kansas City added a pair of touchdowns on back-to-back possessions. Chiefs RB **Damien Williams** capped a 13-play scoring drive with a four-yard touchdown run to put Kansas City ahead, 28-17. Next, Mahomes constructed an eight-play scoring drive that culminated in a 60-yard touchdown pass to Chiefs WR **Sammy Watkins**. Kansas City extended the lead, 35-17.

On the following Tennessee possession, the Titans put together an 80-play scoring drive including a fourth-down fake punt that saw P **Brett Kern** toss a 28-yard pass to DB **Amani Hooker**. Davis contributed a 22-yard reception, as Tannehill then connected with TE **Anthony Firkser** for a 22-yard touchdown. Tennessee cut the lead to 35-24, but ultimately could not mount a comeback and fell to the Chiefs.

### SCORING

	1	2	3	4	Final
Tennessee	10	7	0	7	24
Kansas City	7	14	0	14	35

TEAM	SCORING PLAY	TIME
Titans	G.Joseph 30 yd. Field Goal	1-11:29
Titans	D.Henry 4 yd. run (G.Joseph kick)	1-5:52
Chiefs	T.Hill 8 yd. pass from P.Mahomes (H.Butker kick)	1-0:46
Titans	D.Kelly 1 yd. pass from R.Tannehill (G.Joseph kick)	2-6:39
Chiefs	T.Hill 20 yd. pass from P.Mahomes (H.Butker kick)	2-4:03
Chiefs	P.Mahomes 27 yd. run (H.Butker kick)	2-0:11
Chiefs	Dam.Williams 3 yd. run (H.Butker kick)	4-14:50
Chiefs	S.Watkins 60 yd. pass from P.Mahomes (H.Butker kick)	4-7:33
Titans	A.Firkser 22 yd. pass from R.Tannehill (G.Joseph kick)	4-4:18

Missed FGs: None

Attendance: 73,656

Time of Game: 3:04

Weather: Sunny, 17° F, wind NW 10 mph

Referee: Tony Corrente



### TEAM STATISTICS

	Titans	Chiefs
TOTAL FIRST DOWNS	20	27
THIRD DOWN EFFICIENCY	3-10-30%	6-10-60%
FOURTH DOWN EFFICIENCY	2-3-67%	1-1-100%
TOTAL NET YARDS	295	404
Plays - Avg.	58-5.1	64-6.3
NET YARDS RUSHING	85	112
Rushes - Avg.	23-3.7	27-4.1
NET YARDS PASSING	210	292
Sacks - Yards Lost	3-27	2-2
PASS ATT-COMP-INT	32-22-0	35-23-0
PUNTS - Avg.	3-46.3	3-40.7
Net Punting Average	44.0	31.0
PUNT RETURNS - Yards	1-9	2-7
KICKOFF RETURNS - Yards	4-61	5-105
INTERCEPTIONS - Yards	0-0	0-0
PENALTIES Number and Yards	8-85	9-61
FUMBLES - Lost	0-0	1-0
TOUCHDOWNS	3	5
EXTRA POINTS Made-Attempts	3-3	5-5
RED ZONE EFFICIENCY	2-3-67%	2-3-67%
GOAL TO GO EFFICIENCY	2-2-100%	2-2-100%
SAFETIES	0	0
GIVEAWAYS	0	0
TAKEAWAYS	0	0
TIME OF POSSESSION	30:10	29:50

### TITANS STARTERS

OFFENSE		DEFENSE	
WR 84 C.Davis	NT 90 D.Jones	DT 99 J.Casey	
TE 81 J.Smith	DL 44 K.Correa	OLB 54 R.Evans	
LT 77 T.Lewan	ILB 54 R.Evans	ILB 55 J.Brown	
LG 76 R.Saffold	ILB 55 J.Brown	OLB 58 H.Landry	
C 60 B.Jones	OLB 58 H.Landry	CB 26 L.Ryan	
RG 64 N.Davis	CB 26 L.Ryan	SS 24 K.Vaccaro	
RT 78 J.Conklin	SS 24 K.Vaccaro	FS 31 K.Byard	
WR 11 A.Brown	FS 31 K.Byard	CB 25 A.Jackson	
WR 19 T.Sharpe	CB 25 A.Jackson	CB 35 T.Brock	
QB 17 R.Tannehill	CB 35 T.Brock		
RB 22 D.Henry			

### CHIEFS STARTERS

OFFENSE		DEFENSE	
WR 10 T.Hill	LDE 55 F.Clark	LDT 64 M.Pennell	
LT 72 E.Fisher	RDT 91 D.Nnadi	RDE 92 T.Kpassagnon	
LG 61 S.Wisniewski	RDE 92 T.Kpassagnon	LB 53 A.Hitchens	
C 62 A.Reiter	LB 53 A.Hitchens	LB 54 D.Wilson	
RG 76 L.Duvernay-Tardif	LB 54 D.Wilson	RCB 35 C.Ward	
RT 71 M.Schwartz	RCB 35 C.Ward	LCB 21 B.Breeland	
TE 87 T.Kelce	LCB 21 B.Breeland	CB 29 K.Fuller	
WR 14 S.Watkins	CB 29 K.Fuller	FS 49 D.Sorensen	
QB 15 P.Mahomes	FS 49 D.Sorensen	SS 32 T.Mathieu	
RB 26 Dam.Williams	SS 32 T.Mathieu		
WR 11 D.Robinson			

### TITANS INDIVIDUAL STATISTICS

Rushing	Att	Yds	Avg	Lg	TD
D.Henry	19	69	3.6	13	1
R.Tannehill	3	11	3.7	6	0
M.Mariota	1	5	5.0	5	0
<b>Total</b>	<b>23</b>	<b>85</b>	<b>3.7</b>	<b>13</b>	<b>1</b>

Passing	Att	Cmp	Yds	TD	Lg	IN	Rt
R.Tannehill	31	21	209	2	37	0108.1	
B.Kern	1	1	28	0	28	0118.8	
<b>Total</b>	<b>32</b>	<b>22</b>	<b>237</b>	<b>2</b>	<b>37</b>	<b>0111.1</b>	

Receiving	No	Yds	Avg	Lg	TD
C.Davis	5	65	13.0	22	0
A.Humphries	4	25	6.3	9	0
A.Brown	3	51	17.0	37	0
J.Smith	3	38	12.7	22	0
D.Henry	2	-8	-4.0	-2	0
A.Hooker	1	28	28.0	28	0
A.Firkser	1	22	22.0	22	1
M.Pruitt	1	9	9.0	9	0
D.Lewis	1	6	6.0	6	0
D.Kelly	1	1	1.0	1	1
<b>Total</b>	<b>22</b>	<b>237</b>	<b>10.8</b>	<b>37</b>	<b>2</b>

Interceptions	No	Yds	Avg	Lg	TD
None					

### Leading Tacklers (Coaching Totals)

K. Correa 10-6-4; L. Ryan 6-6-0; J. Brown 5-5-0

Sacks: K. Correa 1; D. Jones 0.5; J. Casey 0.5

FF: None FR: None

### CHIEFS INDIVIDUAL STATISTICS

Rushing	Att	Yds	Avg	Lg	TD
P.Mahomes	8	53	6.6	27	1
Dam.Williams	17	45	2.6	8	1
T.Hill	1	7	7.0	7	0
D.Thompson	1	7	7.0	7	0
<b>Total</b>	<b>27</b>	<b>112</b>	<b>4.1</b>	<b>27</b>	<b>2</b>

Passing	Att	Cmp	Yds	TD	Lg	IN	Rt
P.Mahomes	35	23	294	3	60	0120.4	
<b>Total</b>	<b>35</b>	<b>23</b>	<b>294</b>	<b>3</b>	<b>60</b>	<b>0120.4</b>	

Receiving	No	Yds	Avg	Lg	TD
S.Watkins	7	114	16.3	60	1
T.Hill	5	67	13.4	26	2
Dam.Williams	5	44	8.8	17	0
T.Kelce	3	30	10.0	18	0
D.Robinson	2	31	15.5	24	0
M.Hardman	1	8	8.0	8	0
<b>Total</b>	<b>23</b>	<b>294</b>	<b>12.8</b>	<b>60</b>	<b>3</b>

Interceptions	No	Yds	Avg	Lg	TD
None					

### Leading Tacklers (Press Box Totals)

T. Mathieu 9-6-3; D. Sorensen 8-6-2; D. Wilson 7-6-1

Sacks: T. Kpassagnon 2; F. Clark 1

FF: None FR: None

## PLAYOFF GAME SUMMARIES



### Wild Card Weekend: Titans 13, Ravens 20 Sunday, Jan. 10, 2021 • 12:00 p.m. CT • Nissan Stadium



In the AFC Wild Card Round, the Titans hosted the Baltimore Ravens and fell by a score of 20-13.

Tennessee got on the board first and built a 10-0 lead in the opening quarter. The Titans first touchdown came on a 10-play scoring drive that saw WR **A.J. Brown** contribute three receptions for 52 yards, including a 10-yard touchdown pass from QB **Ryan Tannehill**, to put Tennessee ahead 7-0. On the ensuing Baltimore possession, Ravens QB **Lamar Jackson** threw an interception to CB **Malcolm Butler**. The Titans took possession at their own 28-yard line and capitalized on the turnover as K **Stephen Gostkowski** converted a 45-yard field goal to make it a 10-0 game.

In the second quarter, Baltimore got into the red zone, but Jackson was sacked on third down by OLB **Brooks Reed**. The Ravens were forced to settle for a 33-yard field goal to make it a 10-3 contest. Later in the second quarter, facing a third-and-nine at the Tennessee 48-yard line, Jackson broke free for a 48-yard rushing touchdown to even the score 10-10.

Baltimore began the second half with possession of the ball and tacked on a touchdown on a 77-yard scoring drive. Jackson accounted for 34 yards on four carries to move the chains before Ravens RB **J.K. Dobbins** scored on a four-yard rush. Baltimore pulled ahead, 17-10.

In the fourth quarter, Tennessee inched within four points with a 25-yard field goal that made it 17-13, Baltimore. However, the Ravens added a field goal in the fourth quarter as well as Ravens K **Justin Tucker** converted a 51-yard attempt to make it 20-13. As Tennessee took possession down by seven with just over four minutes remaining, the Titans began driving. Tannehill was intercepted by Ravens CB **Marcus Peters**. The Titans ran out of time to mount a comeback and fell to the Ravens at home.

#### SCORING

	1	2	3	4	Final
Baltimore	0	10	7	3	20
Tennessee	10	0	0	3	13

TEAM	SCORING PLAY	TIME
Titans	A. Brown 10 yd. pass from R. Tannehill (S. Gostkowski kick)	1:5:39
Titans	S. Gostkowski 45 yd. Field Goal	1-1:38
Ravens	J. Tucker 33 yd. Field Goal	2-9:59
Ravens	L. Jackson 48 yd. run (J. Tucker kick)	2-2:32
Ravens	J. Dobbins 4 yd. run (J. Tucker kick)	3-9:01
Titans	S. Gostkowski 25 yd. Field Goal	4-14:56
Ravens	J. Tucker 51 yd. Field Goal	4-4:19

**Missed FGs:** J. Tucker 52WR

**Attendance:** 14,029

**Time of Game:** 2:45

**Weather:** 33°, Cloudy, wind NE 1 mph

**Referee:** Jerome Boger



TEAM STATISTICS

	Ravens	Titans
TOTAL FIRST DOWNS	22	12
THIRD DOWN EFFICIENCY	7-13-54%	4-12-33%
FOURTH DOWN EFFICIENCY	0-0-0%	1-1-100%
TOTAL NET YARDS	401	209
Plays - Avg.	64-6.3	49-4.3
NET YARDS RUSHING	236	51
Rushes - Avg.	35-6.7	22-2.3
NET YARDS PASSING	165	158
Sacks - Yards Lost	5-14	1-7
PASS ATT-COMP-INT	24-17-1	26-18-1
PUNTS - Avg.	2-50.5	5-45.6
Net Punting Average	46.5	45.6
PUNT RETURNS - Yards	0-0	2-8
KICKOFF RETURNS - Yards	1-20	2-46
INTERCEPTIONS - Yards	1-13	1-0
PENALTIES Number and Yards	5-60	2-10
FUMBLES - Lost	0-0	0-0
TOUCHDOWNS	2	1
EXTRA POINTS Made-Attempts	2-2	1-1
FIELD GOALS Made-Attempts	2-3	2-2
RED ZONE EFFICIENCY	1-3-33%	1-2-50%
GOAL TO GO EFFICIENCY	1-1-100%	1-2-50%
SAFETIES	0	0
GIVEAWAYS	1	1
TAKEAWAYS	1	1
TIME OF POSSESSION	33:38	26:22

#### RAVENS STARTERS

OFFENSE		DEFENSE	
WR 80	M. Boykin	DT 93	C. Campbell
LT 78	O. Brown	NT 98	B. Williams
LG 77	B. Bozeman	DE 95	D. Wolfe
C 65	P. Mekari	OLB 90	P. McPhee
RG 72	B. Powers	ILB 40	M. Harrison
RT 74	T. Phillips	WLB 58	L. Fort
TE 89	M. Andrews	SAM 99	M. Judon
TE 85	E. Tomlinson	LCB 24	M. Peters
QB 8	L. Jackson	FS 32	D. Elliott
FB 42	P. Ricard	SS 36	C. Clark
RB 27	J. Dobbins	RCB 44	M. Humphrey

#### TITANS STARTERS

OFFENSE		DEFENSE	
TE 87	G. Swaim	NT 92	M. Dickerson
TE 81	J. Smith	DT 90	D. Jones
LT 72	D. Quessenberry	DT 98	J. Simmons
LG 76	R. Saffold III	OLB 49	N. Dzubnar
C 60	B. Jones	ILB 54	R. Evans
RG 64	N. Davis	ILB 51	D. Long Jr.
RT 71	D. Kelly	OLB 58	H. Landry III
WR 11	A. Brown	CB 25	A. Jackson
QB 17	R. Tannehill	SS 24	K. Vaccaro
FB 41	K. Blasingame	FS 31	K. Byard
RB 22	D. Henry	CB 21	M. Butler

#### RAVENS INDIVIDUAL STATISTICS

Rushing	Att	Yds	Avg	Lg	TD
L. Jackson	16	136	8.5	48	1
J. Dobbins	9	43	4.8	12	1
G. Edwards	8	38	4.8	8	0
M. Brown	2	19	9.5	15	0
<b>Total</b>	<b>35</b>	<b>236</b>	<b>6.7</b>	<b>48</b>	<b>2</b>

Passing	Att	Cmp	Yds	TD	Lg	IN	Rt
L. Jackson	24	17	179	0	28	1	74.8
<b>Total</b>	<b>24</b>	<b>17</b>	<b>179</b>	<b>0</b>	<b>28</b>	<b>1</b>	<b>74.8</b>

Receiving	No	Yds	Avg	Lg	TD
M. Brown	7	109	15.6	28	0
M. Andrews	4	41	10.3	17	0
P. Ricard	3	26	8.7	11	0
W. Snead	2	9	4.5	5	0
J. Dobbins	1	-6	-6.0	-6	0
<b>Total</b>	<b>17</b>	<b>179</b>	<b>10.5</b>	<b>28</b>	<b>0</b>

Interceptions	No	Yds	Avg	Lg	TD
M. Peters	1	13	13.0	13	0
<b>Total</b>	<b>1</b>	<b>13</b>	<b>13.0</b>	<b>13</b>	<b>0</b>

**Leading Tacklers (Press Box Totals)**  
P. McPhee 6-5-1; D. Wolfe 6-4-2; M. Humphrey 5-4-1

**Sacks:** D. Wolfe 1  
**FF:** None **FR:** None

#### TITANS INDIVIDUAL STATISTICS

Rushing	Att	Yds	Avg	Lg	TD
D. Henry	18	40	2.2	8	0
R. Tannehill	2	6	3.0	4	0
J. McNichols	1	4	4.0	4	0
D. Evans	1	1	1.0	1	0
<b>Total</b>	<b>22</b>	<b>51</b>	<b>2.3</b>	<b>8</b>	<b>0</b>

Passing	Att	Cmp	Yds	TD	Lg	IN	Rt
R. Tannehill	26	18	165	1	35	1	83.0
<b>Total</b>	<b>26</b>	<b>18</b>	<b>165</b>	<b>1</b>	<b>35</b>	<b>1</b>	<b>83.0</b>

Receiving	No	Yds	Avg	Lg	TD
A. Brown	6	83	13.8	28	1
D. Henry	3	11	3.7	7	0
A. Firkser	2	44	22.0	35	0
N. Westbrook-Ikhine	2	17	8.5	12	0
J. Smith	2	9	4.5	5	0
C. Batson	1	6	6.0	6	0
G. Swaim	1	5	5.0	5	0
R. Tannehill	1	-10	-10.0	-10	0
<b>Total</b>	<b>18</b>	<b>165</b>	<b>9.2</b>	<b>35</b>	<b>1</b>

Interceptions	No	Yds	Avg	Lg	TD
M. Butler	1	0	0.0	0	0
<b>Total</b>	<b>1</b>	<b>0</b>	<b>0.0</b>	<b>0</b>	<b>0</b>

**Leading Tacklers (Press Box Totals)**  
H. Landry III 10-8-2; K. Vaccaro 9-6-3; R. Evans 9-5-4

**Sacks:** H. Landry III 2; D. Jones 1; B. Reed 1; M. Dickerson 1  
**FF:** None **FR:** None